Lincoln County Oregon
Fiscal Year 2023 - 2024
Proposed Budget

FOREWORD

This printed budget document represents a change from previous year's publications. For the FY24 Budget, Lincoln County has implemented new Budget Software to enhance efficiencies, accuracy, transparency, and reporting capabilities for the benefit of both internal staff and external stakeholders. This software is optimized for online viewing to capture new drill down and interactive features. As a result, this document represents an image of each web page created for the Online Budget Book. Some formatting, page breaks, and displays may appear different in this printed version vs the online version. We highly recommend that you explore the new Online Budget Book found at:

Lincoln County Online Budget

www.co.lincoln.or.us/1021/Budget-Committee-Meetings-2023

LINCOLN COUNTY

FY2023-24 Annual Budget

Table of Contents

		Page #
Forward		i
Table of Contents		ii
Message from the Board of Commissioners		1
Budget Summary		14
Budget Transmittal		17
Budget Organization		21
Oregon Local Budgeting		22
Budget Timeline		24
GENERAL FUND (101)		**25**
General Government Summary		27
000	General Revenue, Reserves, & Transfers	29
001	Board of Commissioners	32
002	Board of Property Tax Appeals	35
003	Planning & Development	38
005	Geographic Information System (GIS)	42
020	Assessor	45
031	Clerk - Elections	49
032	Clerk - Records & Administration	52
060	Surveyor	56
070	Treasurer	59
050	Tax Collection	62
County Central Services Summary		66
007	County Administration	68
010	County Counsel	71
013	Finance & Accounting	74
912	Facilities Maintenance	78
913	Information Technology	81
950	Human Resources	84
Public Safety Summary		87
District Attorney Departments		
130	District Attorney's Office	89
134	Medical Examiner	93
135	Child Support Enforcement	96
150	Victim's Assistance Program	99
155	VOCA Grant	103
142	My Sister's Place Grant	107

LINCOLN COUNTY
FY2023-24 Annual Budget
Table of Contents

		Page #
Sheriff's Departments		
204	Sheriff's Office Administration	111
210	Patrol & Investigations	115
610	County Jail	119
611	Jail Health Services	123
290	Emergency Services	126
211	Marine Patrol	130
285	Solid Waste/Forest Contract	134
205	Stepping Up Initiative Grant	137
206	Support Services	142
Community Justice Departments		
640	Juvenile Detention & Shelter	146
124	Work Crew	149
Community Services Summary		152
910	Parks	154
080	Veteran's Services	158
193	County Awarded Grants & Service Contracts	162
HEALTH & HUMAN SERVICES FUNDS		164
Public Health Fund (208)		166
375	Solid Waste Disposal	170
401	Public Health Modernization & Accreditation	173
405	Communicable Disease	178
407	Public Health - Prevention	182
410	HHS Administration	187
411	Maternal/Child Home Visiting	192
412	Nurse Family Partnership	197
413	WIC Program	201
414	Tobacco Education/Prevention	206
415	COVID Response	211
417	Parents as Teachers Program	214
430	Addictions Prevention	218
434	Emergency Preparedness	222
440	Environmental Health	225
441	Vital Statistics	229
452	Harm Reduction	232
457	Immunization Action Plan	236
490	Safe Drinking Water	240

LINCOLN COUNTY

FY2023-24 Annual Budget

Table of Contents

		Page#
Behavioral Health Fund (209)		243
420	Child, Adolescent & Family Services	245
421	Choice Model/ACT Services	249
423	Adult Behavioral Health Services	253
424	Crisis Services	257
427	Co-Occurring Disorders/Dual Diagnosis Services	261
428	Behavioral Health Housing	266
Community Health Center Fund (216)		269
701	Primary Care Health Center	273
702	School-Based Health Centers	277
703	Office Based Addition Treatment	281
706	Veteran's Administration Medical Services	284
Developmental Disability Fund (220)		288
Community Justice Fund (250)		292
126	Community Corrections	293
129	Downward Departure Grant	297
011	Drug Court/Specialty Court	301
125	HB3194/Transitional Housing	305
640	Basic Center Grant	308
Public Works (Road) Fund (201)		311
301	Engineering	313
302	Fleet Services	317
303	General Road	320
Capital Projects Fund (219)		324
390	Commons Capital Improvements	326
300	Animal Shelter	329
100	HHS Facility	332
200	Transit Center	335
110	Echo Mountain Road Remediation	338
550	IT Infrastructure Projects	340

LINCOLN COUNTY
FY2023-24 Annual Budget
Table of Contents

	Page#
SPECIAL PURPOSE FUNDS	343
Economic Development Fund (102)	345
Vehicle Replacement Fund (103)	348
Community Enhancement Projects (105)	351
Property Management Fund (111)	353
County Commons Operations Fund (203)	357
Law Library Fund (205)	360
County Clerk Records Fund (207)	363
Title III/Safety Net Fund (213)	366
Self Insurance Fund (215)	370
Corner Preservation Fund (217)	374
Lincoln County Homeless Planning (218)	377
American Rescue Plan Act Fund (275)	380
Radio Communications Systems Fund (291)	383
DUII Fund (601)	386
Agate Beach Disposal Closure Fund (603)	389
County Commons Facilities Fund (607)	392
SPECIAL DISTRICTS	396
Lincoln County Animal Services District (212)	397
Lincoln County Extension Service District (859)	401
Siletz Area Enhanced Law Enforcement District (230)	405
Lincoln County Transportation District (204)	408
Lincoln County Solid Waste District (210)	412
APPENDICIES	
FY 24 Pay Plans	416
Positions Budgeted	423
Closed Departments - History Only	426
Budget Resolutions - Adopted budget only	

BUDGET MESSAGE
2023-2024

Enhancing Services through Organizational Opportunities

We are pleased to present the proposed budget for Fiscal Year 2023-24 for Lincoln County. The intent of this document is to provide a clear picture of the financial condition of the County and the fiscal planning needed to properly manage our resources.

The budget has been prepared using budgetary practices and techniques recommended by the Governmental Accounting Standards Board (GASB).

Within the framework of the GASB, the laws of the State of Oregon and policies established by Lincoln County, this budget has been prepared with the input of our other elected officials such as Sheriff Curtis Landers; District Attorney, Lanee Danforth; County Clerk, Amy Southwell; County Treasurer, Jayne Welch and County Assessor Joe Davidson. They are also joined by department directors Jayne Romero, Health and Human Services; Roy Kinion, Public Works; Tony Campa, Community Justice Cynda Bruce, Lincoln County Transit; Onno Husing, Planning and Development; Todd Richmond, Information Technology; David Collier, Human Resources; Eli Adam, Surveyor; Christina Shearer, Finance and Budget; along with Tim Johnson, County Administrator and Kristin Yuille, County Counsel.

We thank them and county staff from their departments for their efforts and express our sincere appreciation to the management team of the county for their work and effort expended in the budget process to produce this document.

Lincoln County has worked diligently to enhance the deployment of its services in an effective and efficient manner. This involves budgeting and financial management to address opportunities with practical and sustainable solutions.

The County budget is a focused plan that invests limited taxpayer resources to address the needs of our residents today and tomorrow. Responsible budgeting and financial management ensures that Lincoln County has and will continue to meet a structurally balanced budget for a safer, healthier, and more vibrant economy.

A structurally balanced budget means it is balanced without the use of reserves or any reductions in services or personnel, as opposed to deficit spending. Due to a recent labor arbitration decision, the County will need to make budget adjustments to achieve a balanced budget.

Overall, the County budget is estimated to be $184 million dollars. This is an increase of $18 million over the previous fiscal year. The increase is driven by the establishment of future capital projects such as the Commons/Fairgrounds, new animal shelter, a future new transit facility and an increase in budgeted contingencies and acquisition of grants. This budget is representative of an aggressive revenue generating effort that has created an overall more stable budget.

The General Fund is estimated to be $51 million.

The County budget is estimated to be $184 million dollars.
This is an increase of $18M over the previous fiscal year.

GENERAL FUND

Beginning Balance (EST.)	$11,400,000
Forecasted Revenue	$39,600,000
Expected Revenue	$51,000,000
Expenditures	$51,000,000

In the budget proposal leading up to the presentations, it was balanced to policy with two months operations at 19% Reserve.

The Lincoln County Budget also includes the following legally separate entities.

- Lincoln County Transportation District
- Lincoln County Solid Waste District
- Lincoln County Animal Services District
- Siletz Area Enhanced Law Enforcement District
- Lincoln County Extension Service District

While these are legally separate districts, the Board of Commissioners is responsible for the final approval of these budgets. Combined, they constitute $15,029,176.

Highlights of Budget

Inflation

A key issue impacting the cost of services has been inflation. The County has been able to achieve continued operations by adjusting to increasing costs specifically on capital and road improvement projects during this period. The chart below illustrates the level of inflation during the fiscal year.

Year	Jan	Feb	Mar	Apr	May	Jun	Jul	Aug	Sep	Oct	Nov	Dec	Ave
2023	6.4	6.0	5.0	*Avail. May 10*									
2022	7.5	7.9	8.5	8.3	8.6	9.1	8.5	8.3	8.2	7.7	7.1	6.5	8.0
2021	1.4	1.7	2.6	4.2	5.0	5.4	5.4	5.3	5.4	6.2	6.8	7.0	4.7
2020	2.5	2.3	1.5	0.3	0.1	0.6	1.0	1.3	1.4	1.2	1.2	1.4	1.2
2019	1.6	1.5	1.9	2.0	1.8	1.6	1.8	1.7	1.7	1.8	2.1	2.3	1.8

Source: U.S. Bureau of Labor Statistics

Additionally, as identified by the State of Oregon, Office of Economic Analysis, in their recent economic and revenue forecast, key consumption-based revenues appear to be steady at the state level but have unfortunately fluctuated in Lincoln County, specifically with transient room tax, marijuana tax and lottery receipts. This reduction in revenues impacts many programs that are funded in part by the County.

Transient Room Tax

This tax is paid by people staying overnight in all unincorporated area Lincoln County hotels, motels, resorts, Short Term Rentals, (STRs) RV parks or campgrounds for a period of up to 30 consecutive calendar days. Establishments must collect a 10% tax from occupants. As the chart below shows there was a spike in the second year of the COVID pandemic with more looking to get outdoors, working remotely and choosing the Oregon coast to do so. Numbers for the current fiscal year represent through March. As such, revenue for visitors for spring break and part of summer vacations are yet to be added to the total.

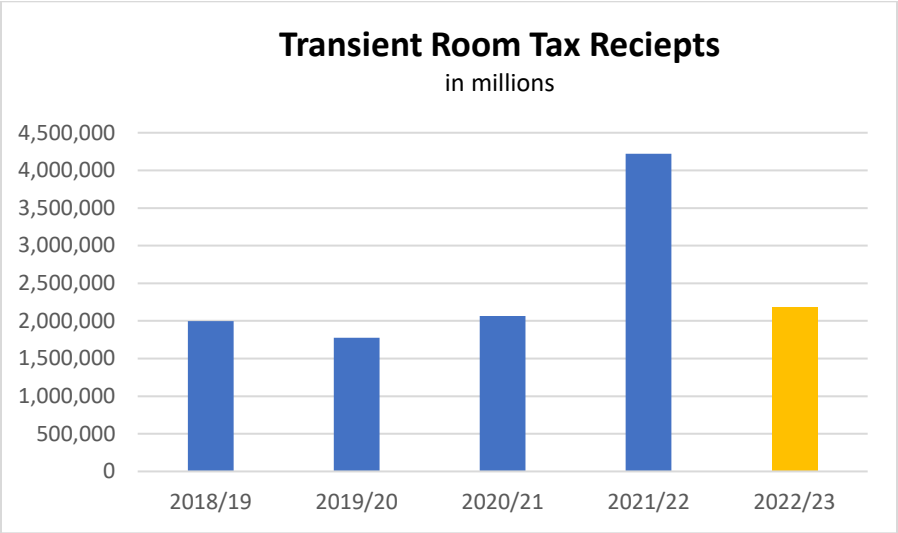

2022-23 receipts are incomplete for the fiscal year.

Marijuana Receipts

Retailers licensed by the Oregon Liquor and Cannabis Commission (OLCC) are required to charge a retail sales tax of 17% for all recreational marijuana sold. In some cases, retailers must also charge customers an additional 3% for Oregon localities. State Senate Bill 864 would have allowed cities and counties to increase their tax percentages from the sale of marijuana, however, 2020's Measure 110 diverted funds and the state capped how much cannabis tax local governments could keep. As shown in the chart below, the gross receipts have been declining in the county. According to the State of Oregon's Office of Economic Analysis, gross receipts have also been declining statewide and are forecast to continue decline.

Lottery Receipts

Meanwhile, the Oregon State Lottery Commission has seen significant revenue growth statewide, however, counties have seen revenue reductions due to state legislation that can transfer an amount equal to 2.5% of the net receipts from video lottery games allocated to the Administrative Services Economic Development Fund to counties for economic development activities. As illustrated in the chart below, the revenues fell off in 2019-20 and have been slowly rising since.

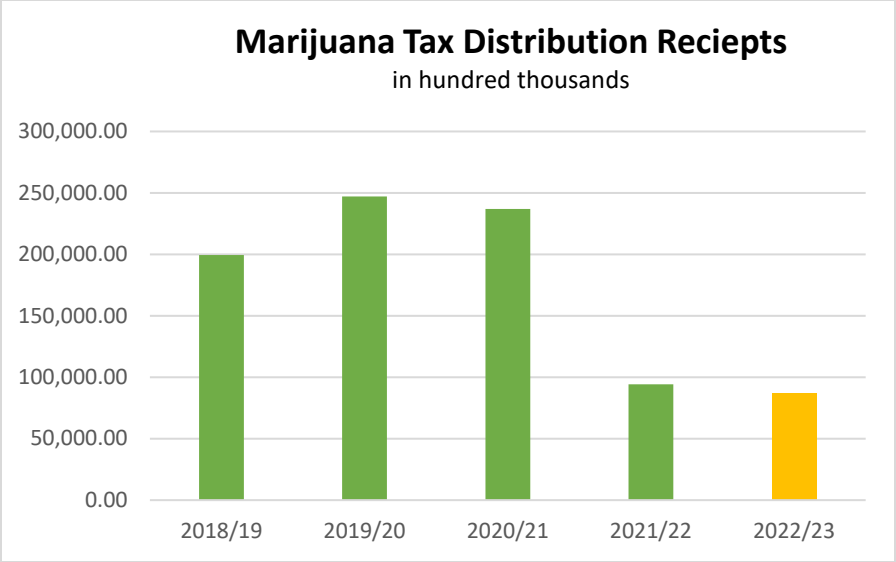

2022-23 receipts are incomplete for the fiscal year.

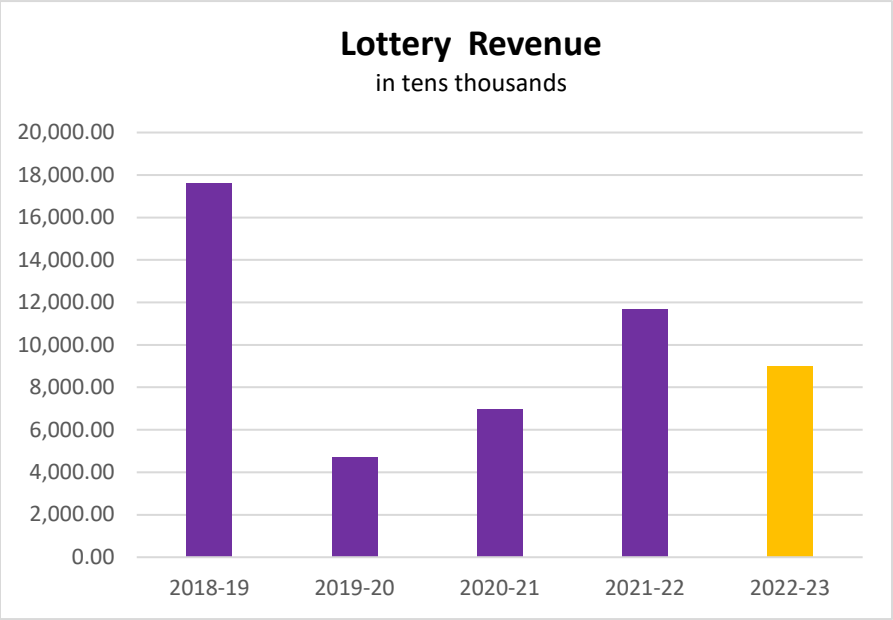

2022-23 receipts are incomplete for the fiscal year.

Cigarette Tax Revenues

The County has seen an increase in cigarette tax revenues as a result of ballot measure approved by voters in November of 2021. The taxes increased by $2.00 a pack, and for the first-time vaping products such as e-cigarettes were taxed. These revenues are used to support health-related activities for smoking cessation that would otherwise impact the County's general fund.

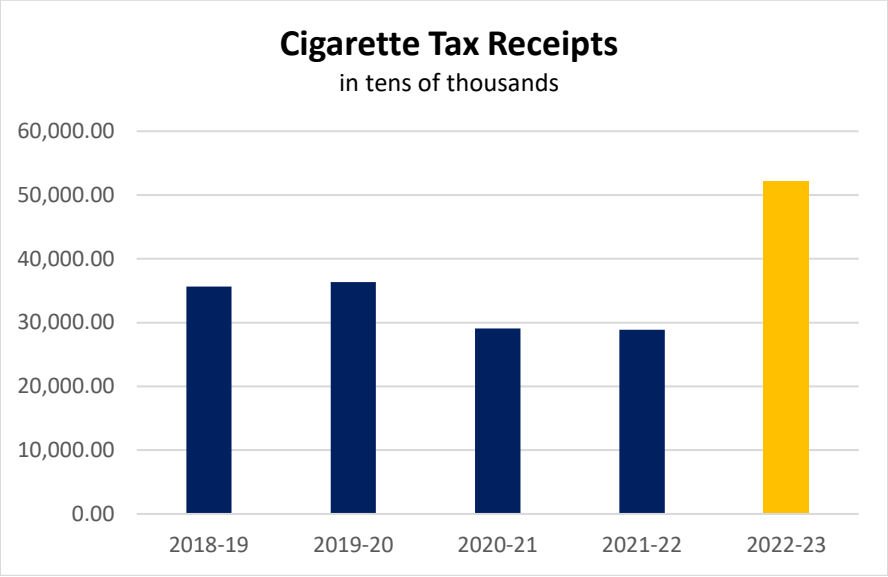

2022-23 receipts are incomplete for the fiscal year.

Even though some of the consumption-based tax revenues are falling, Lincoln County has a strong history of solid financial management practices. To address the impacts from inflation and reduction in revenues, it will require continued fiscally conservative practices and financial stewardship.

Long-term strategic and financial planning are important parts of ensuring excellent service and stewardship for Lincoln County.

Beyond the conservative practices and stewardship, during the early part of the fiscal year, the County's Management team (M-Team) presented recommendations on three key categories for approval and implementation to enhance the services of the county.

One of the categories was on the budget process and budget document. It included a variety of recommendations. The first was the formulation and presentation of a mid-year budget report to provide the status and position of the budget for the Board of Commissioners, elected officials, taxpayers, and staff. This was the first time in a significant period that such a report was completed. Its recommendation ensured the receipt of revenues and corresponding direction of spending.

Another recommendation was to acquire a revenue forecast. This had not been achieved for a decade. As such, the County hired the Portland-based tax firm, Marino & Associates. They were tasked with the formulation of a revenue forecast but also the creation of a revenue model to aid the County in better understanding its budget environment. It too has been a valued tool.

A significant recommendation involved the return of department presentations. The proposal for the upcoming fiscal year will be presentations over six evenings including time for community input.

Another recommendation is the publishing of a separate Executive Summary of the County's Budget. The purpose is to highlight the overall budget, key accomplishments, and future achievements. In addition,

the publication is to improve the transparency of the budget while enhancing the image of the County in a concise yet detailed manner of the County's operations and services.

Yet another key element of the County's strategic and financial planning has been the timely completion of its annual financial audits. The completion of the audits have been impacted by the pandemic. During the course of the year, the audit for Fiscal Year 2020-2021 was completed and presented to the Board of Commissioners. The completion of last year's budget has been delayed due to unexpected circumstances, specifically changes with General Accounting Standards Board requirements, and more specifically GASB 87, which increases the usefulness of governments' financial statements by requiring recognition of operating leases and recognition of inflows of resources or outflows of resources based on the payment provisions of contracts. It is hoped that completion will be achieved later this spring to help identify or reconcile the county's financials.

Finally, and most importantly, staff sought and received Board approval for the introduction and implementation of new budget software - OpenGov. Through the use of Local Fiscal Recovery Funds of the American Rescue Plan Act, the Board approved funds for its acquisition. The reasoning behind the purchase stemmed from the pandemic.

For nearly three years, the budget process had been impacted by the inability of county personnel to present the budget in public forums, but more specifically presenting it in such a fashion whereby people could easily follow the process. The acquisition and deployment process began in November of 2022 through "beta testing," with a specified number of departments. In January, training began countywide. Staff engaged in this process early on help to train others creating an enhanced procedure for deployment. The new budget software enhances the transparency of the budget process by providing a variety of options for reader. The use of narratives, spreadsheets, graphs, and charts provide multiple ways for the reader to see and follow budget and information.

The county budget will be available both in hard copy and more significantly on the County's website for easy user-friendly interface.

Beyond these recommendations, County staff continued to pursue work on budget policies from capital improvements to computer network security. Additionally, other key enhancements and adjustments were addressed such as compliance issues with Planning & Development Department revenue & expense segregation and tracking.

Another enhancement or adjustment for the upcoming fiscal year involves the establishment of a new General Fund Appropriation Group: County Central Services. This enables better monitoring if not accounting and budgeting related to actions from General Government Appropriations. Additionally, work began as a precursor to planned analysis and revision of Cost Allocation (both direct and indirect) methodology, policies, and procedures to enhance the County's budgetary operations.

Lastly, budget process improvements included the elimination of the catch-all departments of 991, 992, & 993. This involved the redistribution of activity to departments and created a countywide accounting of grants and contract services.

As illustrated above, a heavy lift has been accomplished by county management and staff to improve the budget process and document.

Internal Operations
Over the past year, the County has worked tirelessly to incorporate a variety of enhancements for the overall management of the County.

The County began in earnest the transition to a county administrator management structure. This has in part enabled the Commissioners to pursue many of the efforts related to enhancing the County's connections to mayors and city councils countywide along with the leadership of the Confederated Tribes of Siletz Indians. It has also enabled the County to pursue a variety of activities to enhance the County as an organization.

One of the responses by the federal government in support of local government created by the pandemic was the financial assistance received through the Local Fiscal Recovery Fund of the American Rescue Plan Act. The County received $9.3 million. Through this process, the Board of Commissioners directed county management and staff to identify key opportunities to improve.

Additionally, the Board of Commissioners initiated an effort to enhance the county's grant acquisition and management. The County hired a grant coordinator to assist with the deployment of these dollars. These dollars have been approved and appropriated by the Board of Commissioners on a variety of projects and services both internally and externally.

Over the year, the County addressed a variety of labor and personnel items. The implementation of the recent state legislation for the Oregon Paid Leave Act required the County to prepare for it. County staff analyzed the costs of both the state and private providers. Upon examination, it was identified to pursue the marketplace saving money for employees and County. As of the writing of this document, the State has postponed the deployment of the program for six months in the effort to build a larger pool for its state-based program.

Additionally, during the course of the year, the County updated its Employment Policies Handbook reflecting personnel rules updates, inclement weather policies, personal use of computer facilities, retirement, and bilingual pay policy.

Also, during the course of the year, County Management Team worked on several labor contracts. The Board of Commissioners will address the issues related to the increased costs of those contracts before the end of this fiscal year.

Additionally, further analysis was completed on examining wage and salary and wage compression across several departments. This provided important information towards understanding the complexities of wage and salaries of comparable counties but also in the marketplace as it pertains to competition for the County's workforce. As such the County has been working towards adjustments even in a tough revenue environment.

During the course of the fiscal year, the Board of Commissioners approved several new innovations and the subsequent use of federal grants

Innovations
The County has been honored to have creative thinkers regarding the use of technology to enhance and reduce the cost of services. The following highlights several that have received Board of Commissioners approval to such efforts.

Digitization of Records, Assessor & Planning

In 2018, Lincoln County contracted with Tyler Technologies to convert the County's assessment and tax data to a new computer system, as an effort to ensure future support and stability. Property data for the roughly 57,000 tax accounts in Lincoln County was successfully moved to a new database and web-based user interface, called "Assessment & Tax Pro."

However, even with this activity, the massive amounts of papers still kept by the Assessor's Office constitutes an issue of space. The concept of digitizing these will enable to reduce the space and corresponding flexibility by staff and Assessor's customers to access information.

The Board of Commissioners, recognizing how the pandemic impacted access to county files, approved the authorization and appropriation of funds to digitize the remaining major information. It is hoped that by the end of the 2023-24 fiscal year, this work will be completed enhancing customer service.

Public Private Partnership: Surveyor's Office, Satellite Imagery

During the course of the year, an exciting public-private partnership has been touted by the County Surveyor. As a curator for property surveys, subdivisions, and partitions, along with surveys and maps and now specifically using satellite imagery, the surveyor's office has seen an unequalled opportunity. The purpose is to enlist the financial assistance of both the private sector and other public agencies to help in the acquisition of satellite imagery through a financial model. The first iteration involves the partnering with other government agencies to share in the costs of the acquisition. The second part involves working with public utilities and the private sector particularly; power and communication utilities that need this information. This is one of the first endeavors of this type in Oregon.

PROJECT: Lincoln 3.0, a series of new websites

During the fiscal year, the County began work on the formulation of a series of new websites. The purpose was to enhance customer service experience, improve the image of the county and to advance organizational teamwork countywide.

However, before work began, a framework was created to enlist employees from across the 15 county departments specifically supported by the IT department into a multi-disciplinary team to ensure a vision and goals for the project. They identified best practices and quality websites. They worked on content management, specifically for their departments but also countywide. They also learned the software and became trainers. They evaluated the site during its construction and took overall stewardship of the project. They embraced the branding of the project including a logo highlighting the work. Project: Lincoln 3.0 was launched in mid-November 2022 and was officially launched on May 4, 2023. Project: Lincoln 3.0 reflects the third iteration of a County website.

The work was on budget and on time. It illustrates the County's commitment to quality and quantity of the product but also the style embraced in the framework enriching and inspiring county employees that worked on its deployment the value of this effort in future county endeavors.

The site is easily navigable, ADA compliant, provides online services: including payments and permits, high resolution photos and it was built for and by Lincoln County employees.

Capital Improvements

The County has and continues to embark on a variety of significant capital improvement projects. They include the following projects.

Animal Shelter

Lincoln County has completed an extensive year-long process of a site location search for a new animal shelter facility to be located in Waldport. The Shelter has been operating out of a temporary facility in Newport due to the dilapidated state of the previous building that needed to be discontinued as it was deemed unsuitable for use. The project is expected to be completed in late 2024. It is expected to cost $6 million.

County Commons/Fairground

Over the year, the Board heard a workshop on the ability to finance the future redevelopment of the Commons. The ability to finance the redevelopment of the facility came through the passage of a voter approved ballot measure in 2016 for an increase of 2%t for Transient Room Tax. Unfortunately delayed by the pandemic , the use of transient room tax by bonding enables the County to acquire the funds now for both construction and operations. Meanwhile, through a $277,000 grant from the Oregon Business Development Department, renovation work has been completed on the 4-H Barn providing a future example of the quality of facilities that will soon replace the aging buildings currently at the site.

Health and Human Services Facilities

During the course of the year, the Health and Human Services Department has made several facilities acquisitions and renovations. Earlier in the fiscal year, a space was acquired for a clinic in Waldport in the effort to enhance service health services across the county. In addition, the County Board of Commissioners approved the acquisition of a nearly 25,000 square foot office building for departmental staff. The acquisition will consolidate staff while reducing expenditures. The Board of Commissioners also approved the renovation of the Nye Street Clinic to consolidate medical providers and services in one building serving the greater Newport area.

Other projects being reviewed for fiscal year 2023-24 include a new juvenile facility and transit facility.

Highlighting Significant Activities and Services during the Fiscal Year

Emergency Preparedness

During the course of the fiscal year, the communities of Lincoln County implemented their participation in the weeklong Cascadia Rising Exercise (CR22) – in June 2022. The event was an adapted FEMA national level exercise. The exercise simulated the first seven days after a magnitude 9.0 Cascadia earthquake and tsunami. Hundreds participated from federal, state, and local government agencies.

Activities that were initiated through the exercise included the following:

- Community drop/cover and hold-on exercise
- Field operations for county emergency operations center
- Simulated mass care and sheltering services, multi casualty/medical aid station, water purification station, emergency fuel distribution station, auxiliary communications hub.
- Continuity of government through emergency operations center coordination, agency situational assessment and reporting, resource ordering, and resource prioritization.
- Lincoln County Emergency Management applied for and was awarded technical assistance from the FEMA National Exercise Division (NED) to develop one component, local area government response simulation, as part of the weeklong activities.

Supporting Veterans

During the fiscal year, one of the most significant events returned after two years that was previously impacted by the pandemic - the Veteran's Stand Down 2022. County Veteran's Services staff and local service providers helped coordinate the effort to disburse food, clothing, and health screenings for veterans.

Abandoned Recreation Vehicle Abatement

During the pandemic, abandoned dilapidated motorhomes, recreational vehicles, and travel trailers along with associated piles of debris and sewage began to spring up along roads and on private property. Many of these abandoned vehicles have found their way into the unincorporated areas of the County creating blight and probable public health issues. Many current issues contributed to this surge of RVs but there is one primary driving factor needed to address their abandonment – the issue of abatement of asbestos as a component of their manufacturing and repair.

The Lincoln County Waste District currently has reserves which could fund a one-time support of a pilot abandoned RV cleanup program. The District has built up reserves from its $4 per ton disposal fee over several years from a spike in tonnage. The spike came from the Georgia Pacific Toledo site clearing a mountain of stockpiled materials. Even though this spike in revenue ended at the beginning of Fiscal Year Fiscal Year 2022-23, the District anticipates a continued revenue surplus from the newly constructed and experimental Juno plant at the GP site. The District's revenues and expenditures (even absent the GP and Juno revenues) are expected to remain operationally steady and consistent. A draw down of $500K to fund RV abatement would still leave the District with two years of operational funding in reserve.

The one-time allocation is expected to enable a fast-response, community-wide RV abatement program to function through the end of Fiscal Year 2023-24. The Board of Commissioners approved the plan using the dollars to remove more than 50 RVs over the next year. Funding will also be provided to cities to address issues within their jurisdictions. Staff is currently working on the creation of a sustainable funding source for the program in Fiscal Year 2023-24.

"Snowmaggedon"

Photo: Tim Johnson

Photo: Ken Lipp

While it rarely snows on the Oregon coast, on February 23rd, residents and visitors alike witnessed snow. However, it was not simply a dusting but a significant event that required County staff specifically, its road crew and first responders to clear not only the snow but fallen trees that impacted county and state roads. The County has nearly 340 miles of road, and when a storm of this magnitude hits all 340 miles, with a 16-man crew, it requires good planning and dedicated staff. We are honored to have such a dedicated staff that implemented a well-executed plan.

Highlighting Significant Programs

During the course of the fiscal year a variety of grant -based programs continue to be or were deployed in support of county residents.

Municipal Wildfire Assistance Program

A critical funding source in the Echo Mountain Complex Fire recovery efforts has been the nearly $500,000 for wildfire recovery efforts. Some of the considerable activities supported by this grant include partnering with Long Term Recovery Group to meet the various needs of survivors, scholarships for survivors to attend a trauma informed summer camp, retaining a dedicated disaster case manager to connect survivors to essential services and provide support during the recovery process, partnering with the Oregon State University, (OSU), Extension to launch a septic repair and replacement program, Solid Waste support, road repairs, landscaping tools and log splitter, chemical toilet rentals for work crews, reimbursements for utilities to Panther Creek Senior & Community Center which has been integral in providing food and safety to survivors.

2020 Wildfire Relief

Work continues regarding state assistance through its Department of Administrative services awarded $725,000 in June 2021 to provide community relief from the Echo Mountain Complex Fire. The majority of these funds were designated to a continuation of the septic and well repair grant. Remaining funds were put into the CORE program managed by the County's Health and Humans Services Department.

Panther Creek Septic

The County received a grant of $2,552,350 through the state paid for through American Rescue Plan Act through the Oregon Business Development Department for septic repairs and replacements in the Panther Creek area of the County. Oregon State University Extension manages outreach and vendor processing.

Lincoln County Well Repair

A companion program to Panther Creek Septic, the County received $500,000 of ARPA funds awarded via the State of Oregon through the Business Oregon Development Department in fall 2022 for well repairs and replacements. Oregon State University Extension is managing the outreach and vendor processing.

Onsite Septic Financial Aid Program (Wildfire Survivors Only)

In February 2023, the Department of Environmental Quality awarded $1,164,924 from ARPA funds to the County to assist residents with a program for Onsite Septic Financial Aid. Activity is expected to increase in the coming months upon better and drier weather.

Oregon Housing and Community Services - Wildfire Recovery Sub-Allocation

During December 2022, OHCS awarded Lincoln County $1,998,033.53 to purchase land, infrastructure, and homes to provide affordable housing to displaced wildfire survivors. Lincoln County has partnered with Habitat for Humanity of Lincoln County and Community Services Consortium to qualify survivors for the program. This is a lottery process, and once a survivor is selected, Habitat will step in to work with the applicant to become a homeowner. To date, Lincoln County has purchased three homes. The total amount dispatched for the purchases and maintenance of these homes is $1,116,613.65.

Childcare Provider Assistance

In 2019, an Oregon State University study identified Lincoln County as a "childcare desert." Simply, there were far too few available facilities and spaces for children than the children that need them. As such, the Board of Commissioners approved $100,000 in American Recovery Planning Assistance, ARPA funds dedicated to providing grants to childcare providers. The program is focused on providers serving children ages five years and younger, or those who are offering extended hours (evenings and weekends), as it pertains to the greatest need.

Homeless Strategic Fund

A countywide effort was successful in being awarded one of eight areas in Oregon to receive a state grant for $1 million to assist in the ability to formulate a five-year strategic plan and to stand up an office to assist in the effort to address homelessness across the county. The state program requires the formulation of an entity comprised of the county, cities, tribe and the community service providers to enter into a formal agreement to oversee the year-long process of the completion of the strategy and its subsequent implementation over the remaining period of the strategic plan. An intergovernmental agreement has been formulated and signed by the participating parties. The strategic plan is to be completed and sent for review and subsequent approval by each participating entity by October 2023.

During the fiscal year, a Request for Proposal has been completed and awarded to complete the plan specifically identifying opportunities to address the reduction of homelessness countywide.

CONCLUSION

The onset of the COVID pandemic in 2019-20 remains a continuing impact on the budget. Changes in planned capital projects such as the Commons/Fairgrounds, changes in operational patterns, such as the quality and quantity of customer service, remote staff deployments and COVID mitigation costs and activities are expected to continue throughout the existing and future fiscal year. While federal aid in various forms is expected to offset some of these impacts at least partially, the County is working to identify greater clarity regarding the timing of expenditures that were created by the pandemic and its duration. This has resulted in a conservative approach to budgeting. The County is attempting to prudently budget in a way that reduces impacts to reserves while still maintaining critical County services and functions.

While the County is not anticipating a downturn in reserve balances, improvements at the same pace prior to the pandemic years are unlikely to be realized until the effects of the pandemic subside.

Meanwhile, we recognize that in order to stay structurally balanced, our efforts will require continual focus and dedication. Strong financial management will be required to maintain the structural balance of our funds particularly in an environment where the news of a pending economic slowdown if not recession which have been elevated become a reality. We believe that the proposed budget will continue to enhance the services to our citizens, that they deserve from their county government.

Lincoln County Board of Commissioners, left to right, Casey Miller, Chair Kaety Jacobson and Claire Hall

BUDGET SUMMARY

OVERVIEW

The Lincoln County budget is the financial plan and operating guideline for the fiscal year. The 2024 Fiscal Year runs from July 1, 2023 to June 30, 2024. This plan can, and likely will be changed or amended as additional information and circumstances arise. Budgets are never intended to be fixed or unalterable; they are intended to be the measuring stick for County operations throughout the year.

LINCOLN COUNTY LEADERSHIP

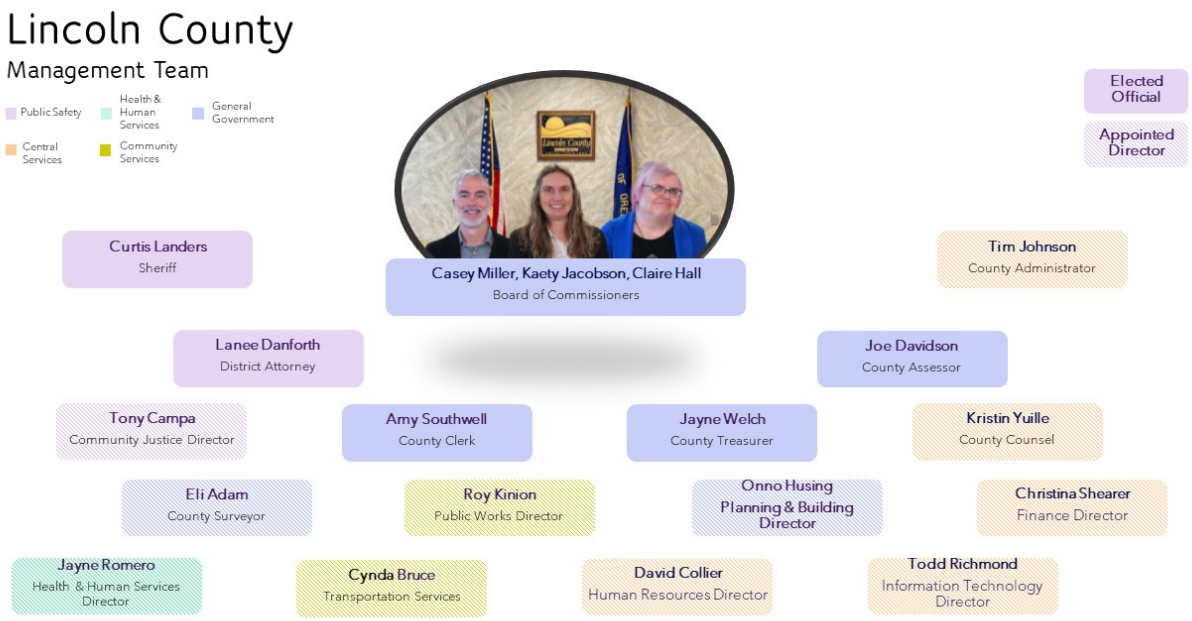

Budget Committee

The Budget Committee is made up of the three elected County commissioners and three members of the public. Annually in late May, the committee holds its **annual budget hearings**. At these hearing this body passes approved budgets, which the Board of County Commissioners adopt before June 30. In accordance with state law, Lincoln County's budget must be, and always is, balanced.



PROPERTY TAXES



Property taxes make up a large portion of the General Fund's revenue, but the County receives only 18.03 cents of every property tax dollar collected. The rest goes to fund Education (K-12 schools, community college, education service districts), Cities, Fire Districts, Urban Renewal, and other Special Districts.

LINCOLN COUNTY

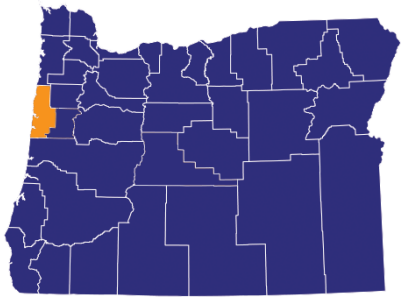

Lincoln County at a Glance:

Land Area:	981 square miles
Population:	50,395
Median Age:	51.6
Employment Rate:	47.0%

REVENUE

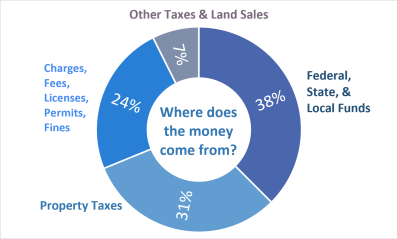

Federal, State, & Local funds are grants and program award moneys provided by governments to Lincoln County to operate specific programs or activities. Property Taxes are the County portion of property owners taxes. Charges, Fees, Licenses, Permits, Fines are payments for services the county provides (building permits, marriage licenses, campground fees). Other Taxes & Land sales are primarily Transient Room Taxes and proceeds from property foreclosures.

OPERATING FUNDS SUMMARY

Operating Funds Expenditures by Fund

	2019 - 20 Actual	2020 - 21 Actual	2021 - 22 Actual	2022 - 23 Budget	2023 - 24 Budget
General Fund	$36,531,769	$37,602,085	$38,983,066	$49,640,619	$51,030,105
Mental Health Fund	$7,148,342	$6,569,438	$6,289,012	$18,024,932	$22,105,594
Public Works Fund	$8,007,035	$8,255,738	$6,816,635	$17,860,791	$17,956,386
Public Health Fund	$6,683,537	$7,372,080	$8,116,446	$11,899,934	$9,964,612
Lincoln Community Health	$4,124,969	$4,082,766	$4,460,747	$7,635,070	$7,243,116
Community Justice	$0	$109,402	$2,403,820	$5,580,934	$6,036,104
Developmental Disability Fund	$0	$0	$0	$3,204,804	$3,561,066
TOTAL	**$62,495,652**	**$63,991,508**	**$67,069,725**	**$113,847,084**	**$117,896,983**

ALL FUNDS SUMMARY

All County Funds (Excludes Special Districts)

	2019 - 20 Actual	2020 - 21 Actual	2021 - 22 Actual	2022 - 23 Budget	2023 - 24 Budget
Revenues					
Revenue	$63,721,753	$72,749,824	$85,881,780	$83,382,161	$86,661,477
Beginning Fund Balance	$41,067,849	$43,600,535	$50,870,002	$65,243,976	$71,558,231
Transfers In	$5,441,231	$257,542	$2,733,282	$3,979,044	$9,636,255
Interfund Revenue	$1,045,194	$1,078,606	$1,146,968	$1,093,000	$1,320,000
REVENUES TOTAL	**$111,276,027**	**$117,686,507**	**$140,632,032**	**$153,698,181**	**$169,175,963**
Expenses					
Personnel Services	$41,569,482	$42,804,220	$44,656,071	$56,932,460	$55,969,138
Materials & Services	$19,012,037	$20,938,696	$21,032,201	$32,425,492	$38,911,290
Contingency	$0	$0	$0	$30,262,820	$38,702,889
Capital Expenditures	$2,916,374	$3,222,597	$1,898,581	$19,539,917	$18,343,000
Transfers Out	$3,941,231	$257,542	$2,733,282	$6,053,584	$8,530,397
Unappropriated	$0	$0	$0	$7,991,954	$8,110,000
Debt Service	$191,575	$505,169	$568,829	$491,954	$609,249
EXPENSES TOTAL	**$67,630,699**	**$67,728,223**	**$70,888,964**	**$153,698,181**	**$169,175,963**
REVENUES LESS EXPENSES	**$43,645,328**	**$49,958,284**	**$69,743,068**	**$0**	**$0**

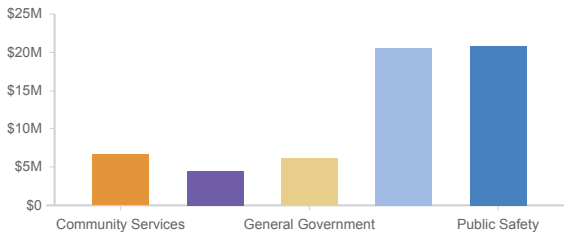

$20,737,215.27

Department Function in Public Safety

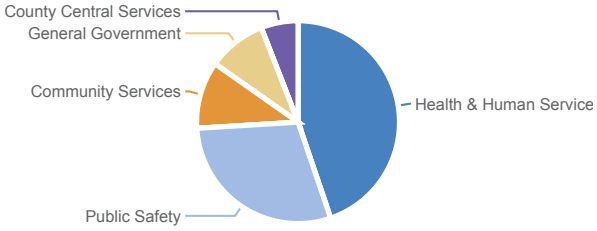

643

Department Function from Community Services - Public Safety

BUDGET TRANSMITTAL

FISCAL YEAR 2023-2024

This budget document portrays the expected financial performance of Lincoln County for fiscal year 2023-2024 In conformance with Oregon Revised Statutes, the budget appropriates the operations of the General Fund on a program basis. Beginning in FY2024, the County split the general government program in to general government operations containing outward oriented governmental offices (such as Board of Commissioners, Assessor and Clerk), and central services offices whose focus is providing services to other County offices (such as Human Resources, Finance, and IT). The other two programs are public safety (containing District Attorney, Sheriff, and Juvenile departments) and community services (containing Parks and Veterans departments) which are unchanged from prior years.

Each main program has various departments within it that are shown by the categories of personnel services, materials and services, capital outlay, and special payments. The remaining funds of the County are appropriated by the categories personnel services, materials and services, and capital outlay. Additionally, all funds include separate appropriations for debt service, transfers and contingency, where applicable. Special reserve balances and unappropriated ending balances are included where needed. All funds are presented as balanced between revenue and expenditures as required by Oregon Revised Statutes, Chapter 294. This budgetis organized on a organizational basis. County funds are budgeted and accounted for on the modified accrual basis of accounting. Revenues are recorded at the time they become measurable and available to finance expenditures of the current period, and expenditures are recorded at the time liabilities are incurred, except for inter-fund transactions which are recorded on the accrual basis. No major changes in financial policies are anticipated in this fiscal year.

Property tax revenue is the single biggest source of revenue for the County. The County's permanent tax rate remains at $2.8202/ $1,000 of assessed valuation. Other major revenues include intergovernmental revenue – grants and payments received from federal, state, and other local governments; a 10% transient room tax; permits and fees charged for specific activities in the County; and charges for services – amounts charged for direct service provided by the County.

The 2023-2024 Lincoln County budget totals $169,175,963, an increase from the current year of $15,477,782. A significant portion of this increase is contained in contingency and reserves, and is attributable to an emphasis on enhanced contingencies and reserves to preserve the financial stability of the county. The rest is due to normal increases in revenues and expenditures, which includes anticipated resumption of suspended capital investment projects and some other operational activities. The combined County-wide Contingency and Unappropriated Reserve categories amount to $46,812,889 of the total County budget. The graphs below depicts the activity distribution expected for 2023-2024.

LINCOLN COUNTY PROGRAM CATEGORIES

Broken down by

Departments Funds ••• Expenses

Visualization

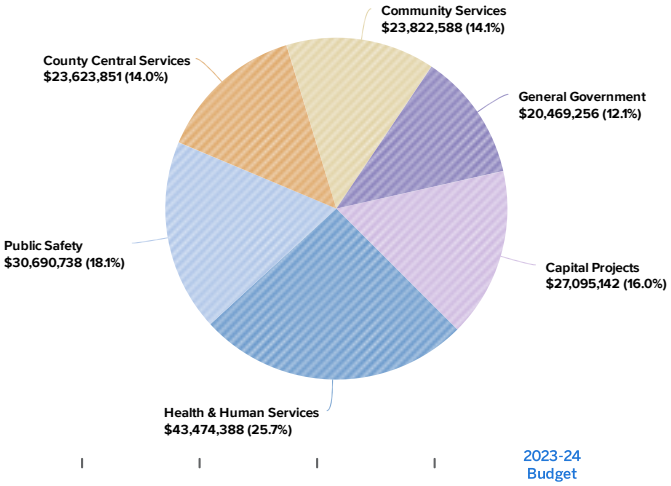

Sort Large to Small

- Health & Human Services
- Public Safety
- County Central Services
- Community Services
- General Government
- Capital Projects

Help Share

Updated On 28 Apr, 2023

Back History Reset

Broken down by

Expenses Funds •••

Visualization

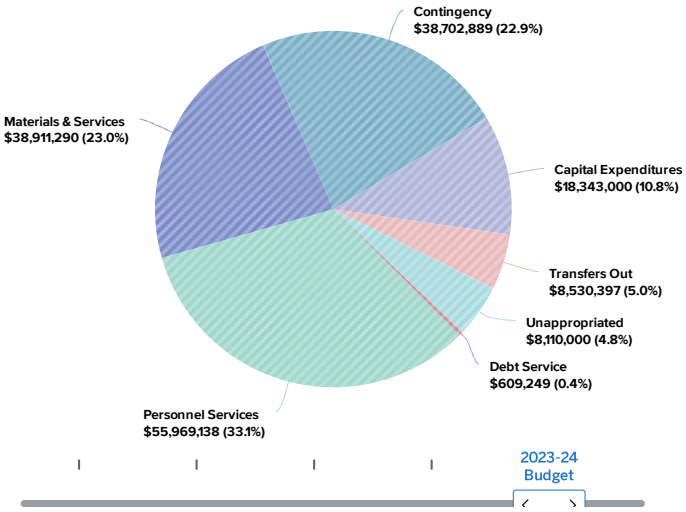

Sort Large to Small

- Personnel Services
- Materials & Services
- Contingency
- Capital Expenditures
- Transfers Out
- Unappropriated
- Debt Service

Help Share

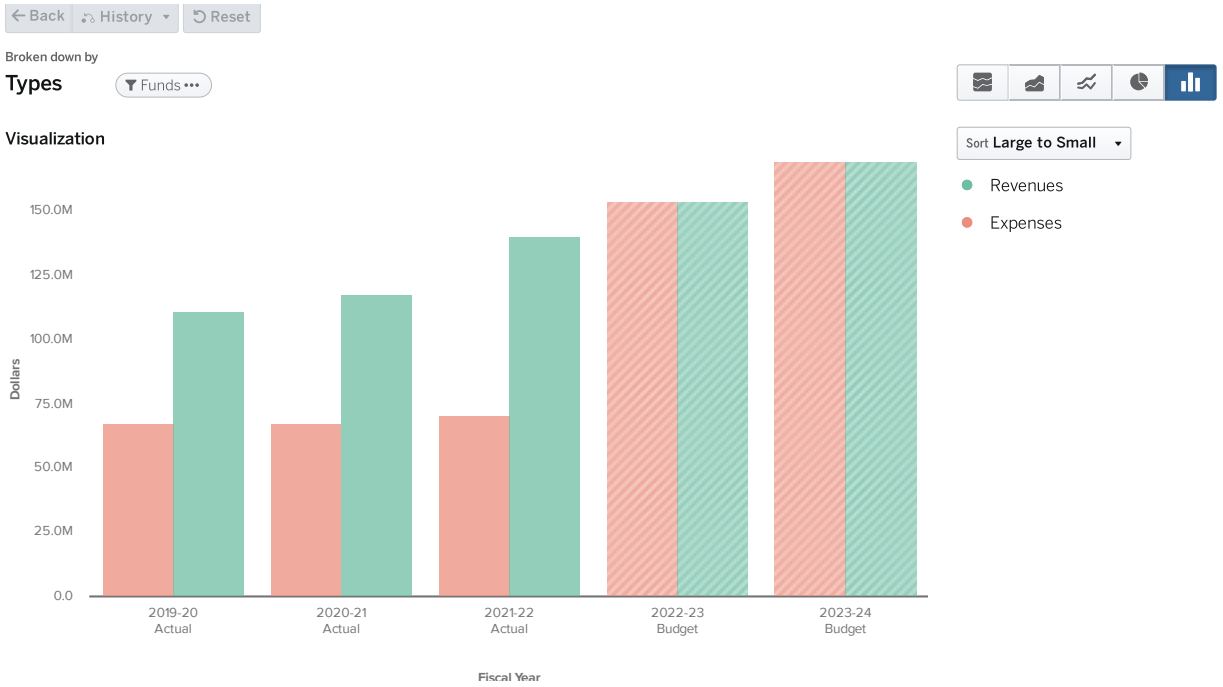

Lincoln County Total (excl Special Districts)

	2019 - 20 Actual	2020 - 21 Actual	2021 - 22 Actual	2022 - 23 Budget	2023 - 24 Budget
Revenues					
Revenue					
Property Taxes	$21,601,588	$22,859,513	$22,916,339	$25,395,009	$26,533,000
Intergovernmental - State	$11,288,371	$13,566,236	$14,139,633	$19,669,330	$20,324,183
Charges For Services	$12,473,336	$13,219,275	$13,958,476	$14,248,035	$17,438,287
Intergovernmental - Federal	$10,432,714	$8,930,604	$22,910,472	$12,871,592	$10,950,021
Other Taxes & Land Sales	$3,236,150	$4,095,464	$7,092,526	$6,272,759	$6,820,000
Permits & Fees	$1,592,988	$1,906,744	$2,044,267	$1,980,006	$2,043,600
Miscellaneous	$1,423,347	$911,341	$1,321,867	$1,158,920	$1,293,529
Intergovernmental - Local	$1,359,570	$1,154,898	$1,014,002	$1,496,593	$1,004,857
Other Financing Sources	$0	$5,000,000	$0	$0	$0
Intergovernmental - Other	$219,119	$1,042,073	$414,734	$249,917	$214,000
Fines	$94,570	$63,677	$69,464	$40,000	$40,000
REVENUE TOTAL	**$63,721,753**	**$72,749,824**	**$85,881,780**	**$83,382,161**	**$86,661,477**
Beginning Fund Balance	$41,067,849	$43,600,535	$50,870,002	$65,243,976	$71,558,231
Transfers In	$5,441,231	$257,542	$2,733,282	$3,979,044	$9,636,255
Interfund Revenue	$1,045,194	$1,078,606	$1,146,968	$1,093,000	$1,320,000
REVENUES TOTAL	**$111,276,027**	**$117,686,507**	**$140,632,032**	**$153,698,181**	**$169,175,963**
Expenses					
Personnel Services	$41,569,482	$42,804,220	$44,656,071	$56,932,460	$55,969,138
Materials & Services	$19,012,037	$20,938,696	$21,032,201	$32,425,492	$38,911,290
Contingency	$0	$0	$0	$30,262,820	$38,702,889
Capital Expenditures	$2,916,374	$3,222,597	$1,898,581	$19,539,917	$18,343,000
Transfers Out	$3,941,231	$257,542	$2,733,282	$6,053,584	$8,530,397
Unappropriated	$0	$0	$0	$7,991,954	$8,110,000
Debt Service	$191,575	$505,169	$568,829	$491,954	$609,249
EXPENSES TOTAL	**$67,630,699**	**$67,728,223**	**$70,888,964**	**$153,698,181**	**$169,175,963**
REVENUES LESS EXPENSES	**$43,645,328**	**$49,958,284**	**$69,743,068**	**$0**	**$0**

GENERAL FUND

The General fund is the largest and most diverse of Lincoln County's operating funds. Revenues and balances in this fund can be used for any government service or program that the Board of Commissioners deems appropriate. As discussed above, the General Fund is appropriated by program function as shown below:

General Fund Summary by Function

	2019 - 20 Actual	2020 - 21 Actual	2021 - 22 Actual	2022 - 23 Budget	2023 - 24 Budget
Public Safety	$20,951,617	$21,611,107	$21,251,701	$22,633,948	$22,771,030
County Central Services	$8,882,309	$9,432,258	$10,983,110	$12,252,079	$8,460,910
General Government	$5,888,322	$5,671,718	$5,919,255	$13,736,374	$18,577,017
Community Services	$809,520	$887,002	$829,001	$1,018,218	$1,221,148
TOTAL	**$36,531,769**	**$37,602,085**	**$38,983,066**	**$49,640,619**	**$51,030,105**

The total General Fund proposed budget is $51,030,105. In the General Fund, Personnel Services are decreasing by $340,521, a 1% decrease versus the current budget. This decrease is attributable to a change in budget methodology for Overtime, Part-Time Non-Benefited employees, and Contract employees which reduced budgets established for these costs. Overall, personnel services expenses are increasing commensurate with prior years. It should be noted that the County typically does not fully expend budgeted Personnel Services costs due to employee turnover savings, and we expect this trend to continue in FY2023-2024, but at a reduced amount due to the change noted above. Materials and Services are decreasing $1,095,424 or 9% due to aggressive cost contaiment efforts and an emphasis on fiscal prudence. These efforts return our Materials & Services expenditures to historic levels. Capital outlay has been largely eliminated in the General Fund due to a focus on capital projects in other funds for the next few fiscal years. Reserves for the General Fund for FY2022-2023 are estimated at $9,761,531, representing 19% of the fund’s operating expenditures. This is an improvement of over $2,000,000 from the prior year’s budgeted reserves.

BUDGET ORGANIZATION

COUNTY BUDGET

The Lincoln County Budget is comprised of many individual funds, all with a specific purpose or operational focus. As shown on the right, the General Fund is the largest of these funds, and contains the operations of our Elected Officials, Public Safety programs and functions, and general government and central services activities.

The Health & Human Services funds are a group of funds dedicated to providing health and mental health services to Lincoln County residents. This is the next largest group of programs and services in the Lincoln County budget.

The Public Works fund contains our County Roads program as well as the County Engineer and Fleet departments.

Special Purpose and Capital projects funds are funds that contain resources and reserves that are restricted to a specific purpose or activity. These funds generally do not have significant employees associated with them, and are largely operated using external contracts or service providers. These funds may also supplement the operations of our primary operating funds such as the General Fund, Health & Human Services funds, or Public Works fund.



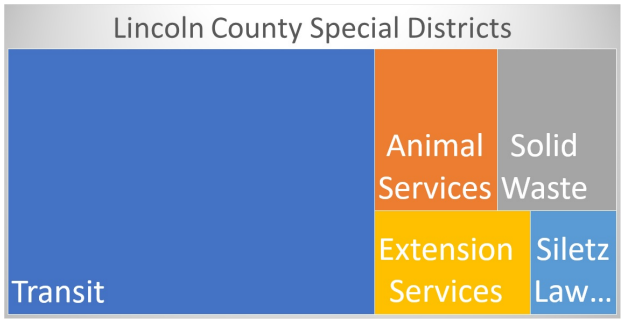

SPECIAL DISTRICTS

Special District Budgets are legally separate from the County budget, and are managed with oversight from the County Board of Commissioners. These Districts have separate taxing or fee assessment authority, but in all other respects, operate like any other fund or program of the county.

OREGON LOCAL BUDGETING

OVERVIEW

The State of Oregon has established Local Budget Law to guide the budget development, management, revision, and reporting of goverment budgets like Lincoln County. Schools, counties, cities, rural fire protection districts, urban renewal agencies, and most special districts are subject to the same budgeting provisions. The Oregon Department of Revenue is the oversight agency for Local Budget Law, rules, and guidelines.

WHY BUDGET LAWS?

Local Budget Law is designed to:

- Establish standard procedures for preparing, presenting, and administering the budgets of Oregon's local governments.
- Encourage citizen involvement in the preparation of the budget before its final adoption.
- Provide a method of estimating revenues, expenditures, and proposed taxes.
- Institute a method for control of revenues and expenditures that promotes efficiency and economy when using public funds.
- Encourage citizen involvement. Public policy decisions are to be made openly in public meetings because the people have the right to be there and know what their local government intends to do.

WHAT IS REQUIRED?

- There are many steps in the development and final adoption of the annual budget.
- The budget officer prepares a proposed budget.
- Notice of the budget committee meeting is published.
- The budget document is made available at or before the meeting.
- The budget committee conducts at least one public meeting for questions or comments.
- The budget committee approves the budget.
- Notice of the public hearing and a summary of the approved budget are published.
- The governing body conducts a public hearing on the approved budget.
- The governing body, after public comment and deliberations, adopts the budget and enacts resolutions or ordinances by June 30.
- The government body certifies the district's tax, if any, to the county assessor by July 15.

LINKS

- Oregon Department of Revenue

BUDGET DEVELOPMENT TIMELINE

THE BUDGET DEVELOPMENT PROCESS

Bulding the County budget requires efforts accross the organization over many months. These activities are coordinated by the Finance Department and County Administration, but the bulk of the budget is developed and managed by the County's many Elected Officials, Appointed Directors and Program Managers.

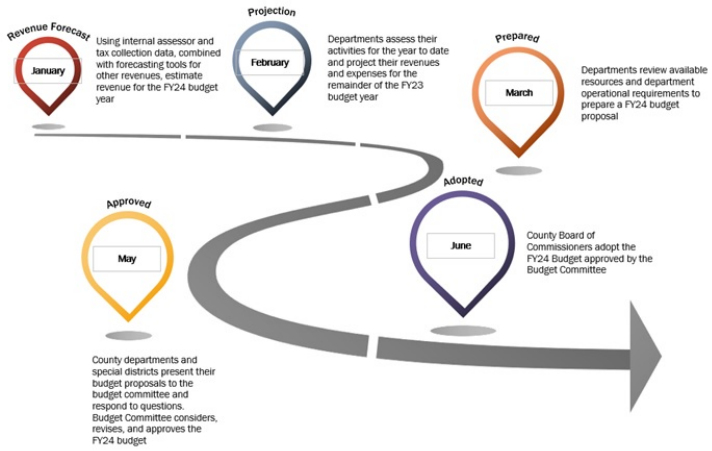

GENERAL FUND

OVERVIEW

The General Fund is the primary operating fund of the County. This fund contains mostly unrestricted funds that can be used for any Governmental activity or purpose, as well as some restricted funds that are reserved for specific purposes. Traditional government services such as public safety, elections, records, tax assessment and collection and related support services such as administration, legal, finance, information technology and human resources are operated out of this fund. In addition, Public Safety services such as Sheriff Patrol & Jail services, District Attorney, and Juvenile services operate from this fund.

MAJOR ACTIVITIES

- Public Safety
  - Sheriff
  - District Attorney
  - Juvenile
  - Parole & Probation
- General Government
  - Board of Commissioners
  - Clerk - Elections & Records
  - Treasurer
  - Assessor
  - Surveyor
  - Planning & Building Services
- County Central Services
  - Administration
  - County Counsel
  - Human Resources
  - Information Technology
  - Finance
  - Facilities Management
- Community Services
  - Veterans Services
  - Parks

FUNDING SOURCES

- Revenue
  - Property Tax Collections
  - Transient Room Tax Collection
  - Funds received from the Federal & State Government
  - Fees for Services
  - Licenses & Permits
- Cost reimbursements from other Funds
- Transfers from other Funds
- Beginning Balances and Reserves

FUNDING SOURCES SUMMARY

General Fund Revenue by Type

	2019 - 20 Actual	2020 - 21 Actual	2021 - 22 Actual	2022 - 23 Budget	2023 - 24 Budget
Property Taxes	$21,601,588	$22,859,513	$22,916,339	$25,395,009	$26,533,000
Other Taxes & Land Sales	$2,386,230	$2,707,794	$5,124,129	$4,317,759	$3,776,000
Intergovernmental - State	$4,909,851	$5,216,372	$2,475,481	$2,930,508	$2,051,862
Intergovernmental - Federal	$2,366,777	$2,160,792	$1,163,237	$1,712,117	$1,284,442
Permits & Fees	$1,396,508	$1,661,349	$1,822,741	$1,787,806	$1,898,300
Charges For Services	$1,230,419	$1,411,647	$1,110,055	$1,283,890	$1,268,630
Intergovernmental - Local	$551,730	$474,870	$446,012	$794,423	$728,246
Miscellaneous	$617,516	$318,530	$625,502	$379,050	$578,000
Intergovernmental - Other	$140,028	$696,494	$394,533	$149,325	$145,500
Fines	$94,570	$63,677	$69,464	$40,000	$40,000
TOTAL	**$35,295,217**	**$37,571,036**	**$36,147,495**	**$38,789,887**	**$38,303,980**

EXPENDITURE SUMMARY

General Fund Summary by Appropriation

	2019 - 20 Actual	2020 - 21 Actual	2021 - 22 Actual	2022 - 23 Budget	2023 - 24 Budget
Public Safety	$20,951,617	$21,611,107	$21,251,701	$22,633,948	$22,771,030
County Central Services	$8,882,309	$9,432,258	$10,983,110	$12,252,079	$8,460,910
General Government	$5,888,322	$5,671,718	$5,919,255	$13,736,374	$18,577,017
Community Services	$809,520	$887,002	$829,001	$1,018,218	$1,221,148
TOTAL	**$36,531,769**	**$37,602,085**	**$38,983,066**	**$49,640,619**	**$51,030,105**

GENERAL GOVERNMENT

PUBLIC SAFETY

COMMUNITY SERVICES

COUNTY CENTRAL SERVICES

GENERAL GOVERNMENT SUMMARY

OVERVIEW

The General Government grouping of Departments includes many of the County's everyday activities including tax assessment and collection, building and planning activities, elections and clerk records as well as the County Board of Commissioners. These activities represent much of the core responsibilities of a County. This function also includes the accounting only department General Revenues, Reserves, and Transfers.

MAJOR ACTIVITIES

- Board of Commissioners
- Clerk - Elections & Records
- Treasurer
- Assessor
- Surveyor
- Planning & Building Services

FUNDING SOURCES

- Revenue
  - Property Tax Collections
  - Transient Room Tax Collection
  - Funds received from the Federal & State Government
  - Fees for Services
  - Licenses & Permits
- Cost reimbursements from other Funds
- Transfers from other Funds
- Beginning Balances and Reserves

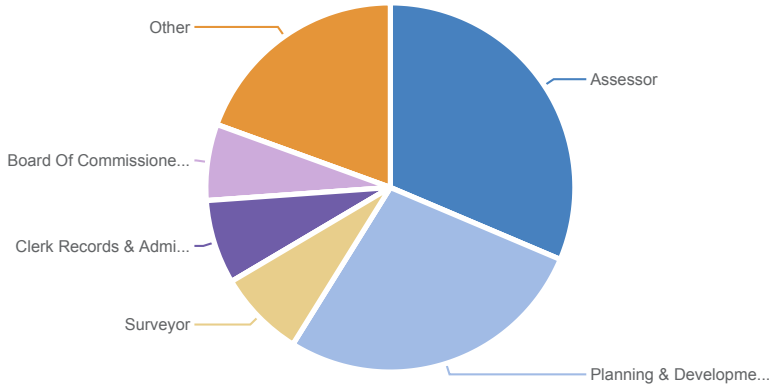

$5,919,254.61
Expenses in 2022

EXPENDITURE SUMMARY

General Government by Department

	2019 - 20 Actual	2020 - 21 Actual	2021 - 22 Actual	2022 - 23 Budget	2023 - 24 Budget
General Revenue & Reserves	$0	$0	$0	$6,944,832	$11,124,156
Assessor	$1,909,311	$1,778,738	$1,857,216	$2,238,329	$2,355,375
Planning & Development	$1,313,708	$1,395,191	$1,626,746	$1,718,515	$2,027,740
Surveyor	$529,007	$580,994	$452,290	$564,876	$588,497
Clerk Records & Administration	$444,168	$446,355	$435,969	$499,291	$562,115
Board Of Commissioners	$400,296	$388,187	$395,082	$435,481	$518,106
Tax Collector	$330,377	$360,269	$384,622	$460,785	$458,891
Elections	$221,916	$296,080	$280,761	$335,140	$363,612
Treasurer	$227,954	$236,742	$240,059	$267,634	$291,947
GIS Services	$214,339	$187,406	$244,158	$266,460	$281,548
Property Management	$295,289	$0	$0	$0	$0
Board Of Property Tax App	$1,958	$1,757	$2,352	$5,031	$5,031
TOTAL	**$5,888,322**	**$5,671,718**	**$5,919,255**	**$13,736,374**	**$18,577,017**

LINKS TO DEPARTMENT PAGES

- Board of Commissioners
- Treasurer
- Tax Collection
- Clerk - Records
- Clerk - Elections
- Property Tax Appeals
- Assessor
- Surveyor
- GIS Services
- Planning & Development
- General Revenue, Reserves, & Transfers

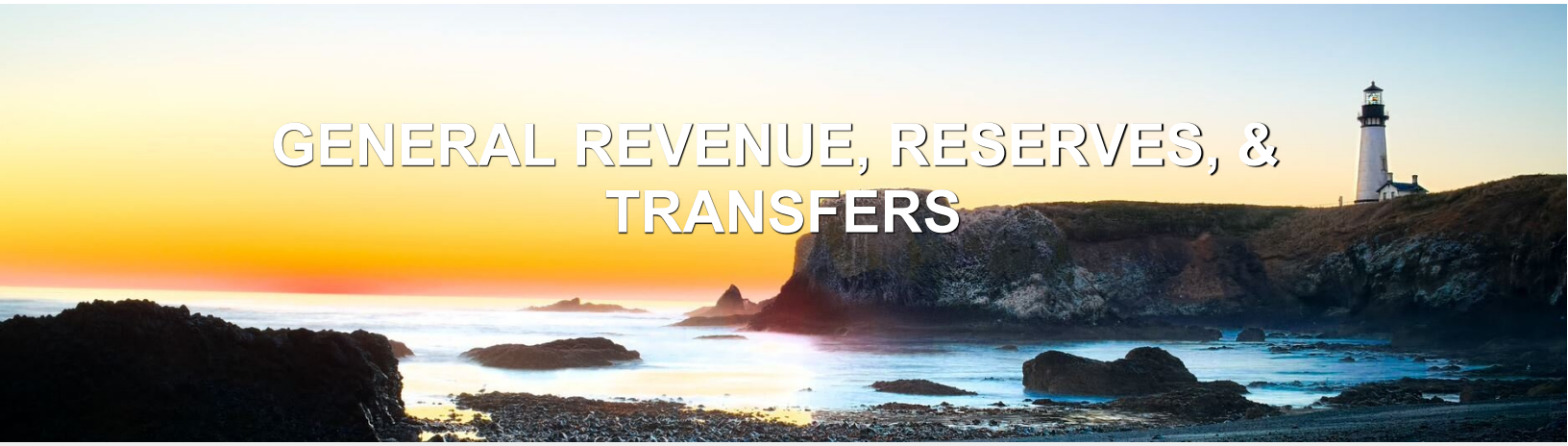

GENERAL REVENUE, RESERVES, & TRANSFERS

BUDGET ORG

Fund: 101 General Fund
Dept: 000 General Revenue &Reserves
Category: Governmental Services

KEY STAFF

Jayne Welch, County Treasurer
Joe Davidson, County Assessor
Tim Johnson, County Administrator
Christina Shearer, Finance Director

OVERVIEW

This department is a financial transaction department. It is non-operational in that there are no personnel or operational activities conducted within this department. It is used to account for and monitor revenues and activities associated with the General Fund as a whole, rather than with a particular department.

MAJOR ACTIVITIES

- Accounting for:
  - Unrestricted General Fund Revenues
  - General Fund Transfers/In Out
  - General Fund Debt Service
  - General Fund Contingencies

FUNDING SOURCES

- General Fund Unrestricted
  - Property Taxes
  - Transient Room Taxes
  - Intergovernmental

REVENUE & EXPENDITURE SUMMARY

General Revenue & Reserves Expenses & Revenues

	2019 - 20 Actual	2020 - 21 Actual	2021 - 22 Actual	2022 - 23 Budget	2023 - 24 Budget
Revenues					
Revenue					
Property Taxes	$0	$22,859,513	$22,916,339	$25,395,009	$26,533,000
Other Taxes & Land Sales	$0	$2,259,633	$4,399,725	$3,700,759	$3,776,000
Intergovernmental - State	$0	$1,369,479	$935,266	$1,190,021	$827,000
Miscellaneous	$0	$299,413	$602,303	$358,550	$555,000
Intergovernmental - Other	$0	$572,500	$0	$0	$103,500
Intergovernmental - Local	$0	$106,175	$108,830	$112,923	$113,000
Intergovernmental - Federal	$0	$290,995	$0	$0	$0
REVENUE TOTAL	**$0**	**$27,757,709**	**$28,962,462**	**$30,757,262**	**$31,907,500**
Beginning Fund Balance					
Beginning Balance	$0	$7,975,582	$8,559,058	$8,656,406	$11,355,409
BEGINNING FUND BALANCE TOTAL	**$0**	**$7,975,582**	**$8,559,058**	**$8,656,406**	**$11,355,409**
Interfund Revenue					
Internal Cost Reimbursement	$0	$990,564	$1,074,716	$993,000	$1,200,000
INTERFUND REVENUE TOTAL	**$0**	**$990,564**	**$1,074,716**	**$993,000**	**$1,200,000**
Transfers In					
Interfund Transfers In	$0	$35,000	$123,000	$1,118,000	$50,000
TRANSFERS IN TOTAL	**$0**	**$35,000**	**$123,000**	**$1,118,000**	**$50,000**
REVENUES TOTAL	**$0**	**$36,758,854**	**$38,719,237**	**$41,524,668**	**$44,512,909**
Expenses					
Contingency	$0	$0	$0	$6,452,878	$9,008,836
Unappropriated	$0	$0	$0	$491,954	$610,000
Debt Service	$0	$0	$0	$0	$606,000
Materials & Services	$0	$0	$0	$0	$600,000
Transfers Out	$0	$0	$0	$0	$299,320
EXPENSES TOTAL	**$0**	**$0**	**$0**	**$6,944,832**	**$11,124,156**
REVENUES LESS EXPENSES	**$0**	**$36,758,854**	**$38,719,237**	**$34,579,836**	**$33,388,753**

RECENT ACCOMPLISHMENTS

None

GOALS & OBJECTIVES

None

DEPARTMENT METRICS

None

EXPENSE HISTORY

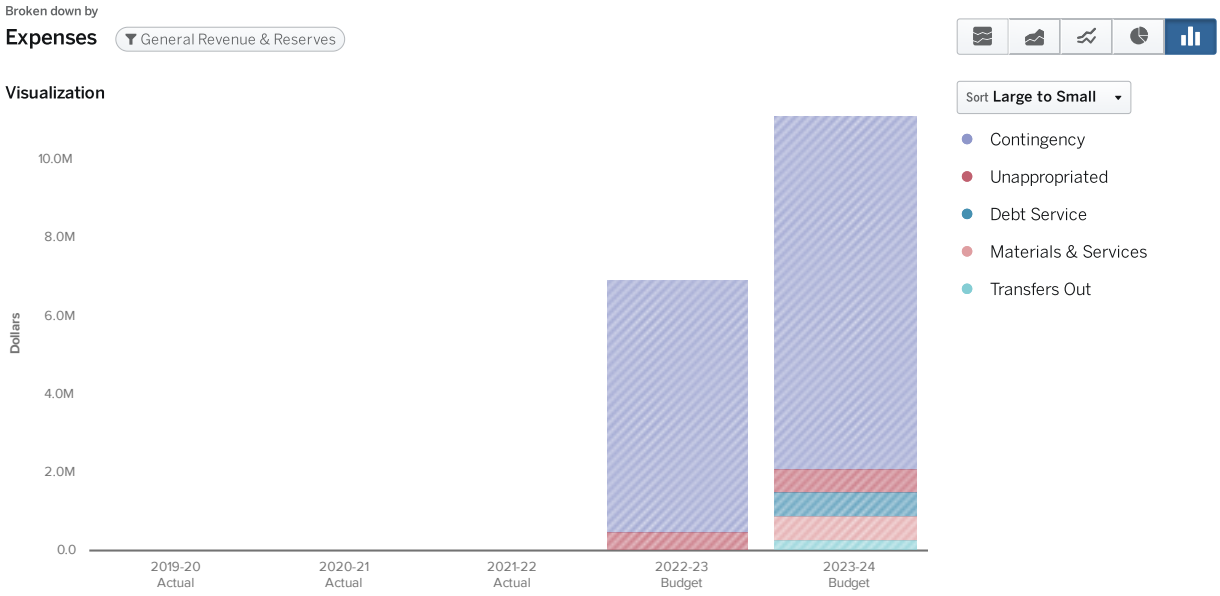

REVENUE HISTORY

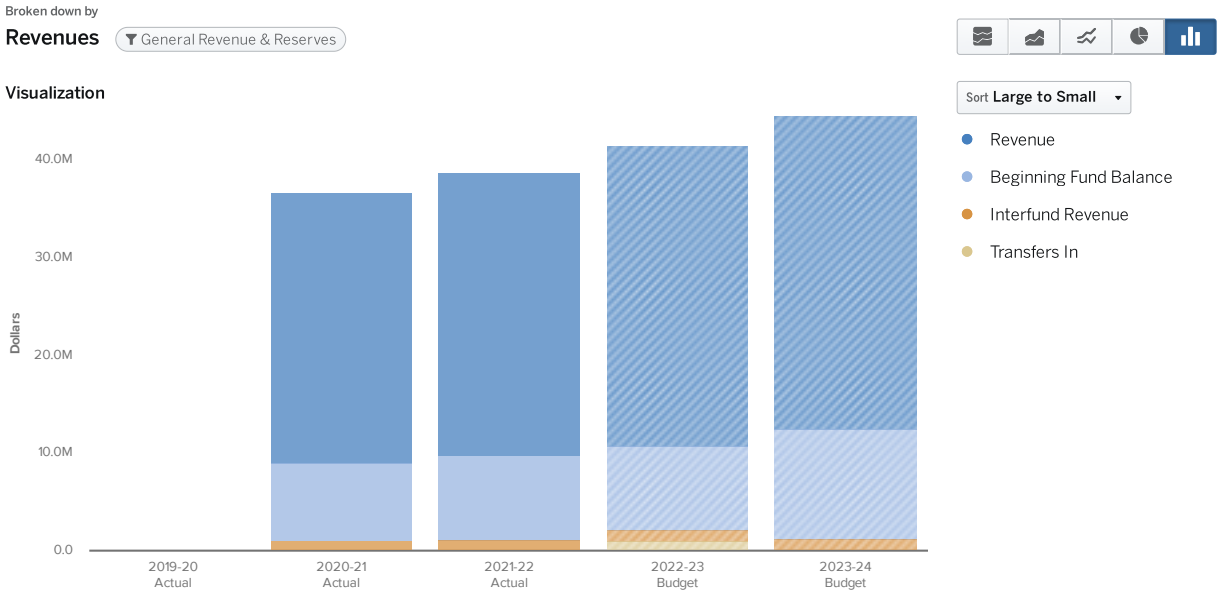

SIGNIFICANT CHANGES

Transfers In & Out for all General Fund departments were moved here beginning FY24. Some transaction lines from closed departments 991, 992, & 993 were merged into this department in FY24.

SUPPLEMENTAL INFORMATION

None

BOARD OF COMMISSIONERS

BUDGET ORG

Fund: 101 General Fund
Dept: 001 Board of Commissioners
Category: General Government

KEY STAFF

Kaety Jacobson, Chair
Casey Miller, Commissioner
Claire Hall, Commissioner

OVERVIEW

The Board of Commissioners legislates and administers County government. Within the limits of its authority granted in the charter, state and Federal laws. The authority grants legislative and administrative power to full-time, paid three-person board. Individually, board members seek to address the needs of constituents and carry out special assignments that the full board may direct.

MAJOR ACTIVITIES

- Adoption of a County administrator and grant coordinator to enhance the acquisition of resources.
- Rebuilding of infrastructure and housing in Echo Mountain Fire area. Leading and addressing a countywide strategic plan on reducing homelessness. Aquisition of a grant and formulation of a countywide broadband advisory taskforce. Approval of workplan for implementation of the Commons/Fairgrounds Master Plan. Implementation of the disbursement of nearly $10 million from the American Rescue Plan Act/Local Fiscal Recovery Fund to the County.

FUNDING SOURCES

- General Fund

REVENUE & EXPENDITURE SUMMARY

Board of Commissioners Expenses & Revenues

	2019 - 20 Actual	2020 - 21 Actual	2021 - 22 Actual	2022 - 23 Budget	2023 - 24 Budget
Expenses					
Personnel Services					
Elected Officials	$266,040	$267,480	$269,371	$268,920	$288,152
Insurance	$54,974	$55,206	$59,815	$62,807	$75,375
Retirement	$37,411	$37,563	$38,180	$37,681	$39,797
Other Personnel Expenses	$23,313	$26,106	$24,534	$28,173	$28,505
PERSONNEL SERVICES TOTAL	**$381,737**	**$386,355**	**$391,899**	**$397,581**	**$431,830**
Materials & Services					
Travel	$16,562	$882	$1,266	$22,500	$22,501
Other Contract Services	$0	$0	$0	$0	$45,000
Furniture & Equipment <$10K	$0	$0	$0	$10,000	$10,000
Training & Professional Development	$1,621	$50	$1,018	$4,500	$4,500
Internal Service Charges	$375	$900	$899	$900	$975
Office Expense	$0	$0	$0	$0	$3,300
MATERIALS & SERVICES TOTAL	**$18,558**	**$1,832**	**$3,183**	**$37,900**	**$86,276**
EXPENSES TOTAL	**$400,296**	**$388,187**	**$395,082**	**$435,481**	**$518,106**
REVENUES LESS EXPENSES	**-$400,296**	**-$388,187**	**-$395,082**	**-$435,481**	**-$518,106**

RECENT ACCOMPLISHMENTS

- Completion of Solid Waste haulers contracts, ambulance services and contracts with homeless service providers for winter sheltering.

GOALS & OBJECTIVES

None

DEPARTMENT METRICS

- None

EXPENSE HISTORY

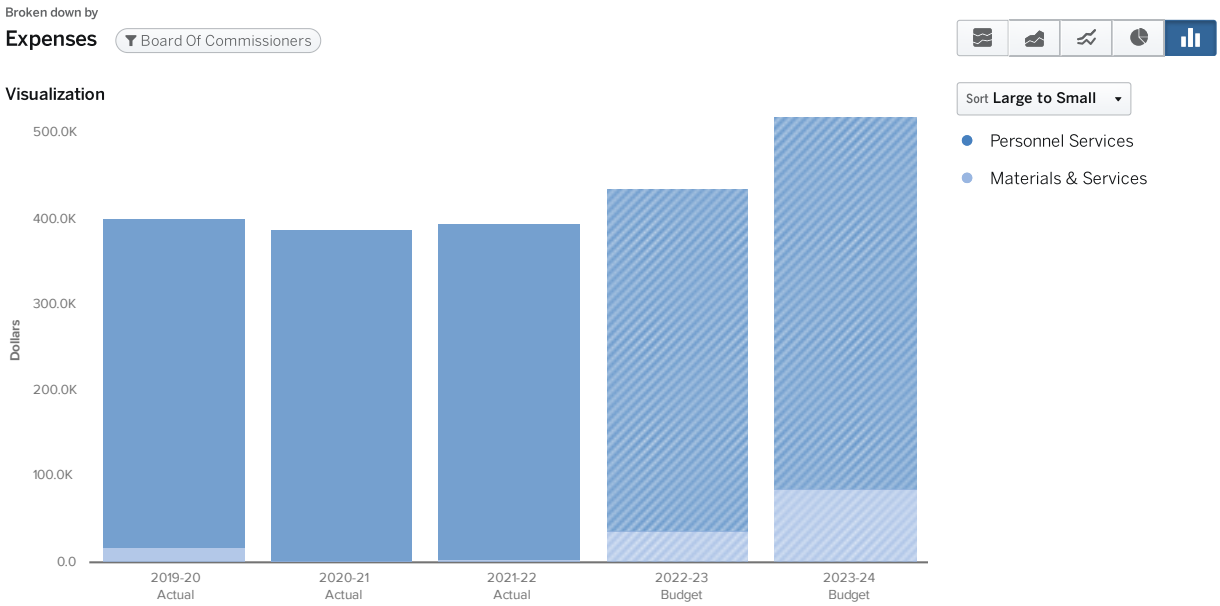

SIGNIFICANT CHANGES

None

SUPPLEMENTAL INFORMATION

None

BOARD OF PROPERTY TAX APPEALS

BUDGET ORG

Fund: 101 General Fund
Dept: 002 Board of Property Tax Appeals
Category: General Government

KEY STAFF

Amy Southwell, Clerk
Janet Cummiskey, Chief Deputy Clerk/BOPTA Clerk

OVERVIEW

The Board of Property Tax Appeals or BoPTA, consists of three non-office-holding residents of the county.
They are responsible for hearing taxpayer appeals for the reduction of the real market or assessed value of their property.
Decisions are made on the same day as hearing and final orders sent out by next day.
The Board of Property Tax Appeals operation is closely coordinated with the Clerk's Office, the Assessor's Office, and the State Department of Revenue, most of which is operated and planned by the Clerk's office.

MAJOR ACTIVITIES

- Send out appeal forms and correspond through emails and phone calls with petitioners or representatives for guidance with the process. Soliciting board members for hearings. Setting up training for board members and getting final approval from the BOC.
- Accepting & organizing petitions and evidence. Sending defective notices if necessary. Coordinate with the Assessor's office and IT to import data from petitioners' information on tax rolls.
- Creating and organizing schedules for petitioner or their representatives and Assessor's office.
- Posting public notice of sessions, set up meetings and record and preserve evidence from hearings. Daily postings throughout courthouse.
- Mail decisions to petitioners with chance to appeal decision if needed at the state level with Tax Court. Set up files for Clerks office to retain information for 6 years and give notices to Assessor's office. Send final report of data to Department of Revenue.

FUNDING SOURCES

- Approximately 1% from the State A&T grant. Last year was .08%
- Rest comes out of General Fund.

REVENUE & EXPENDITURE SUMMARY

BOPTA Expenses & Revenues

	2019 - 20 Actual	2020 - 21 Actual	2021 - 22 Actual	2022 - 23 Budget	2023 - 24 Budget
Expenses					
Materials & Services					
Program Expenses	$1,150	$900	$400	$1,400	$1,400
Travel	$496	$239	$196	$840	$840
Office Expense	$312	$146	$149	$260	$260
Internal Service Charges	$0	$0	$11	$300	$300
MATERIALS & SERVICES TOTAL	**$1,958**	**$1,286**	**$756**	**$2,800**	**$2,800**
Personnel Services					
Part Time	$0	$429	$1,429	$2,000	$2,000
Other Personnel Expenses	$0	$42	$167	$231	$231
PERSONNEL SERVICES TOTAL	**$0**	**$471**	**$1,596**	**$2,231**	**$2,231**
EXPENSES TOTAL	**$1,958**	**$1,757**	**$2,352**	**$5,031**	**$5,031**
REVENUES LESS EXPENSES	**-$1,958**	**-$1,757**	**-$2,352**	**-$5,031**	**-$5,031**

RECENT ACCOMPLISHMENTS

- Working with Assessor's office and petitioners to decrease the number of petitions.

GOALS & OBJECTIVES

- To continue offering these services to Lincoln County Taxpayers.
- Continue working with the Assessor's office and petitioners to lower the number of petitions annually.
- Consider charging a fee to file petitions, as other counties have done.

DEPARTMENT METRICS

- Appeals have gone from 1400 to now around 60.
- Continue to get qualified community volunteers to serve on the board with the appeal process, allowing a small stipend a day.

EXPENSE HISTORY

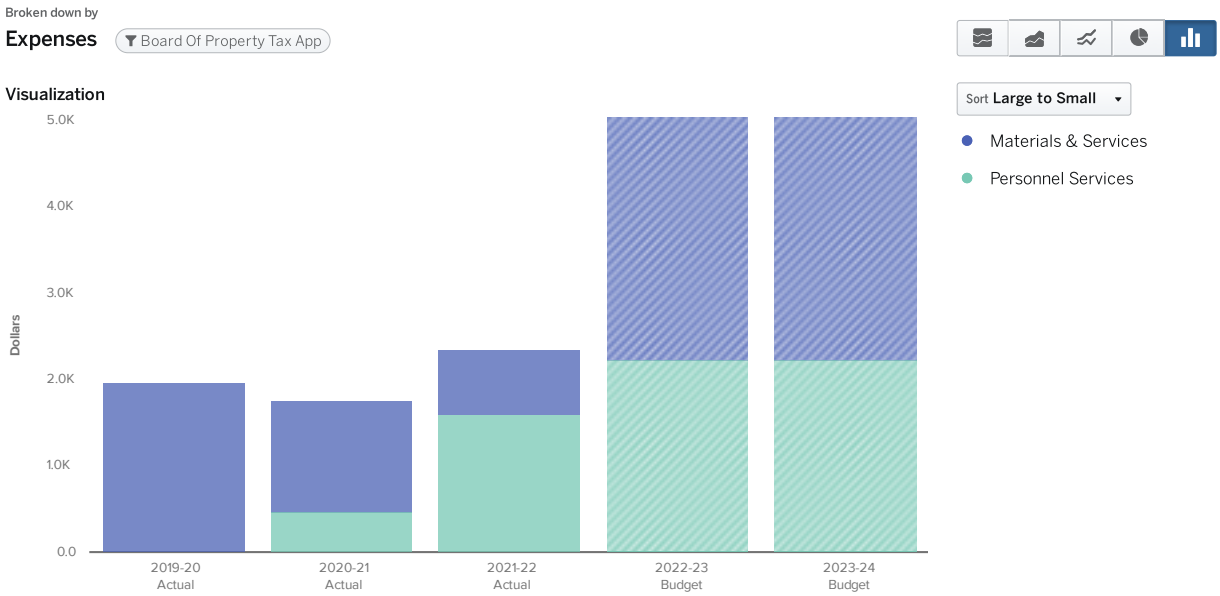

SIGNIFICANT CHANGES

None

SUPPLEMENTAL INFORMATION

None

PLANNING & DEVELOPMENT

BUDGET ORG

Fund: 101 General Fund
Dept: 003 Planning & Development
Category: General Government

KEY STAFF

Onno Husing, Planning Director
John Rodriguez, Building Official
Vanessa Howard, Operations Supervisor

OVERVIEW

The Planning and Development Department administers several related programs -- onsite septic systems, Oregon Building Codes (including the electrical code), zoning in the unincorporated areas of Lincoln County. The Planning and Development Department, in collaboration with several other County Departments, investigates and responds to code violations.

MAJOR ACTIVITIES

- Activity 1 Provide information/records on properties to the public
- Activity 2 Review building plans for compliance with Oregon Building Codes
- Activity 3 Undertake inspections of buildings under construction
- Activity 4 Process land use applications
- Activity 5 Code enforcement

FUNDING SOURCES

- Source 1 General Fund
- Source 2 Building Division Program Funds
- Source 3 Electrical Division Program Fund
- Source 4 Fees from land use applications, septic system applications, annual maintenance contracts for advanced treatment systems
- Source 5 Grants

REVENUE & EXPENDITURE SUMMARY

Planning & Development Expenses & Revenues

	2019 - 20 Actual	2020 - 21 Actual	2021 - 22 Actual	2022 - 23 Budget	2023 - 24 Budget
Revenues					
Revenue					
Permits & Fees	$881,128	$1,003,901	$1,125,632	$1,085,706	$1,351,000
Intergovernmental - State	$0	$0	$68,102	$89,833	$23,000
Miscellaneous	$20,614	$16,691	$19,593	$19,000	$19,000
Charges For Services	$32,981	$29,419	$6,150	$0	$0
REVENUE TOTAL	**$934,723**	**$1,050,011**	**$1,219,478**	**$1,194,539**	**$1,393,000**
REVENUES TOTAL	**$934,723**	**$1,050,011**	**$1,219,478**	**$1,194,539**	**$1,393,000**
Expenses					
Personnel Services					
Represented	$447,424	$476,626	$576,421	$680,589	$634,770
Non-Represented	$291,212	$301,591	$349,946	$304,938	$320,302
Insurance	$216,486	$213,066	$213,991	$265,005	$289,628
Other Personnel Expenses	$81,598	$92,257	$103,868	$123,545	$101,804
Retirement	$83,582	$88,023	$104,778	$111,238	$107,378
Part Time	$78,915	$76,802	$56,440	$81,500	$49,967
Overtime	$469	$1,258	$221	$5,000	$0
Holiday & Special Rate Pay	$0	$0	$75	$0	$360
PERSONNEL SERVICES TOTAL	**$1,199,686**	**$1,249,623**	**$1,405,740**	**$1,571,815**	**$1,504,210**
Materials & Services					
Other Contract Services	$38,468	$67,004	$132,007	$68,000	$297,000
Internal Service Charges	$37,758	$40,106	$43,432	$35,500	$43,600
Office Expense	$22,373	$21,998	$21,186	$21,800	$22,600
Travel	$9,703	$6,914	$11,432	$8,000	$19,400
Training & Professional Development	$3,256	$2,569	$2,887	$7,400	$12,800
Furniture & Equipment <$10K	$30	$4,990	$8,076	$3,000	$8,000
Program Expenses	$2,434	$1,988	$1,986	$3,000	$3,500
MATERIALS & SERVICES TOTAL	**$114,021**	**$145,568**	**$221,006**	**$146,700**	**$406,900**
Contingency	$0	$0	$0	$0	$116,630
EXPENSES TOTAL	**$1,313,708**	**$1,395,191**	**$1,626,746**	**$1,718,515**	**$2,027,740**
REVENUES LESS EXPENSES	**-$378,984**	**-$345,180**	**-$407,269**	**-$523,976**	**-$634,740**

RECENT ACCOMPLISHMENTS

- Acquired technologies to hasten the transition to electronic plan reviews
- Initiated a process to begin digitizing decades of Department records
- Retooled-enhanced Code Enforcement Team

GOALS & OBJECTIVES

- Accelerate the modernization of the Planning and Development Department
- Foster greater compliance with land use laws/building codes/onsite septic regulations
- Rebuild the Department's website to assist the public

DEPARTMENT METRICS

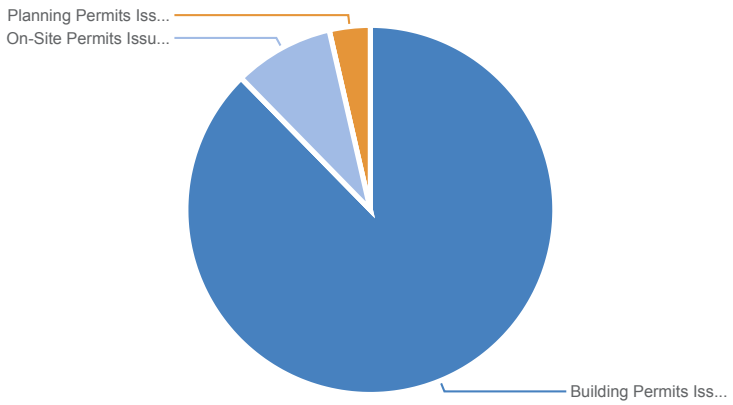

2,115
Permit in 2023

EXPENSE HISTORY

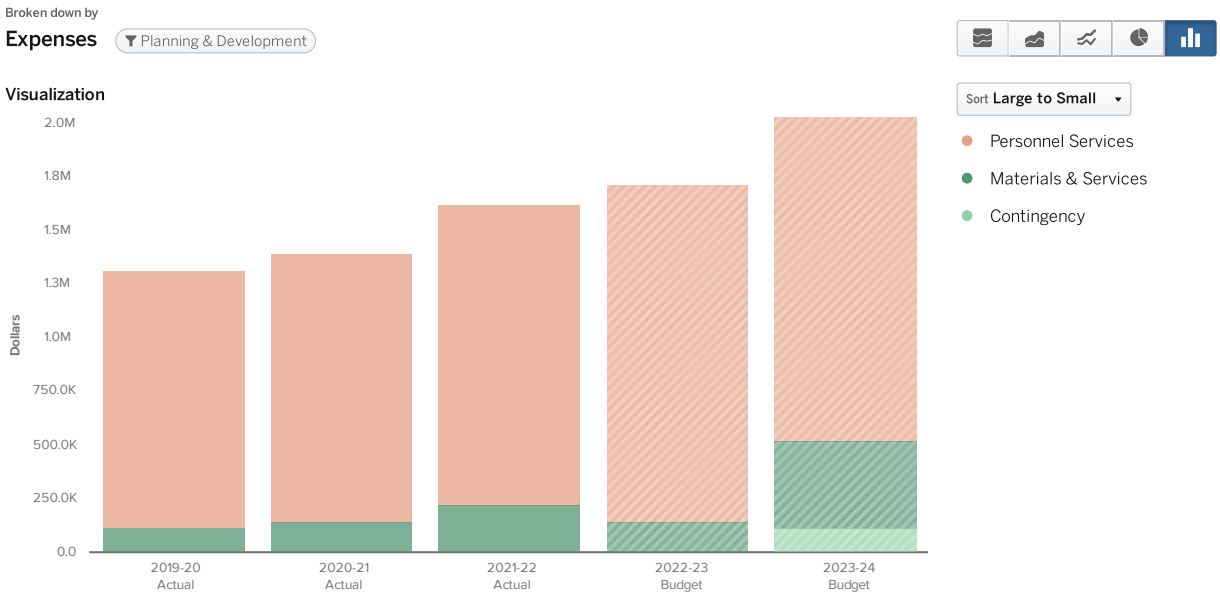

REVENUE HISTORY

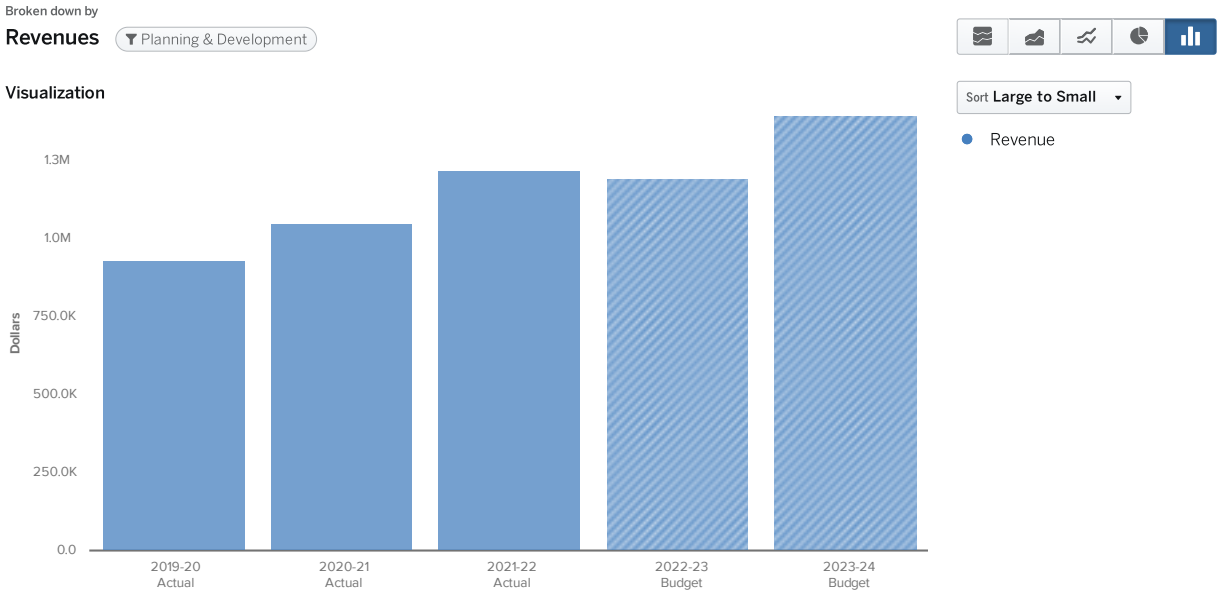

SIGNIFICANT CHANGES

None

SUPPLEMENTAL INFORMATION

None

GIS SERVICES

BUDGET ORG

Fund: 101 General Fund
Dept: 005 GIS Services
Category: General Government

KEY STAFF

Eli Adam, County Surveyor
Brad Balk, GIS Analyst
Chris Hughes, GIS Analyst

OVERVIEW

The Geographic Information System (GIS) Department provides land information for County staff, policy makers, and the public utilizing the Geographic Information System database. The GIS staff provides internal support to other County departments and offices.

MAJOR ACTIVITIES

- Continue keeping data processing current and relevant.
- Develop sustainable funding mechanisms and partnerships for geodata over multiple years.
- Provide online access to public information.
- Coordinate with Information Technology (IT) to support the technology, data, bandwidth, storage, and other IT aspects of a GIS System.

FUNDING SOURCES

- General Fund
- A portion of some recording fees

REVENUE & EXPENDITURE SUMMARY

GIS Services Rev & Exp

	2019 - 20 Actual	2020 - 21 Actual	2021 - 22 Actual	2022 - 23 Budget	2023 - 24 Budget
Revenues					
Revenue					
Charges For Services	$80,379	$103,155	$89,861	$73,000	$63,000
REVENUE TOTAL	**$80,379**	**$103,155**	**$89,861**	**$73,000**	**$63,000**
REVENUES TOTAL	**$80,379**	**$103,155**	**$89,861**	**$73,000**	**$63,000**
Expenses					
Personnel Services	$194,254	$166,062	$215,312	$231,443	$244,381
Materials & Services					
Office Expense	$8,211	$13,074	$16,659	$17,317	$17,317
Other Contract Services					
Professional Services	$8,720	$5,910	$3,525	$8,000	$8,000
OTHER CONTRACT SERVICES TOTAL	**$8,720**	**$5,910**	**$3,525**	**$8,000**	**$8,000**
Travel	$976	$0	$607	$4,600	$4,600
Training & Professional Development	$1,070	$1,100	$1,310	$2,600	$2,600
IT Software & Equipment	$859	$760	$3,320	$1,000	$2,500
Furniture & Equipment <$10K	$0	$0	$2,850	$900	$1,000
Internal Service Charges	$250	$500	$575	$600	$1,150
MATERIALS & SERVICES TOTAL	**$20,085**	**$21,344**	**$28,846**	**$35,017**	**$37,167**
EXPENSES TOTAL	**$214,339**	**$187,406**	**$244,158**	**$266,460**	**$281,548**
REVENUES LESS EXPENSES	**-$133,961**	**-$84,251**	**-$154,297**	**-$193,460**	**-$218,548**

RECENT ACCOMPLISHMENTS

- Processing data and keeping it current and relevant.
- Maintaining relationship with other County departments and offices, city governments, utilities, the Confederated Tribes of Siletz Indians, the neighboring County governments, and state and federal agencies.
- Updating software providing new functionality.

GOALS & OBJECTIVES

- Continue keeping data processing current and relevant for online access and County departments and offices.
- Develop sustainable funding mechanisms and partnerships for geodata over multiple years.

DEPARTMENT METRICS

- Provide accessible public information to approximately 3,000 (internal and external) users a month.

EXPENSE HISTORY

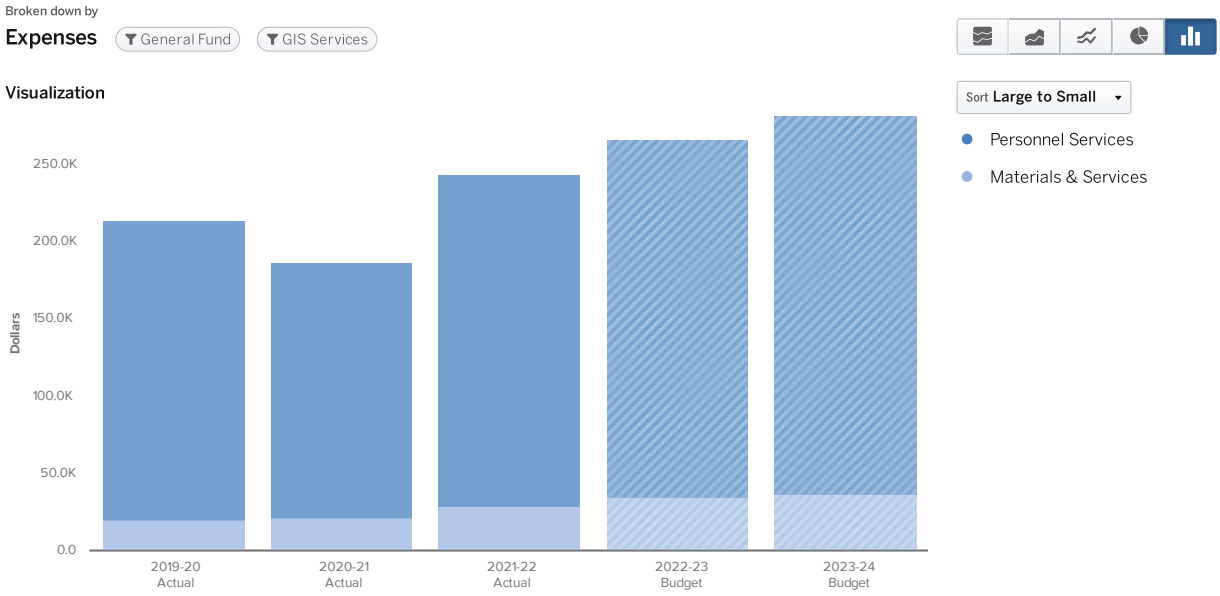

REVENUE HISTORY

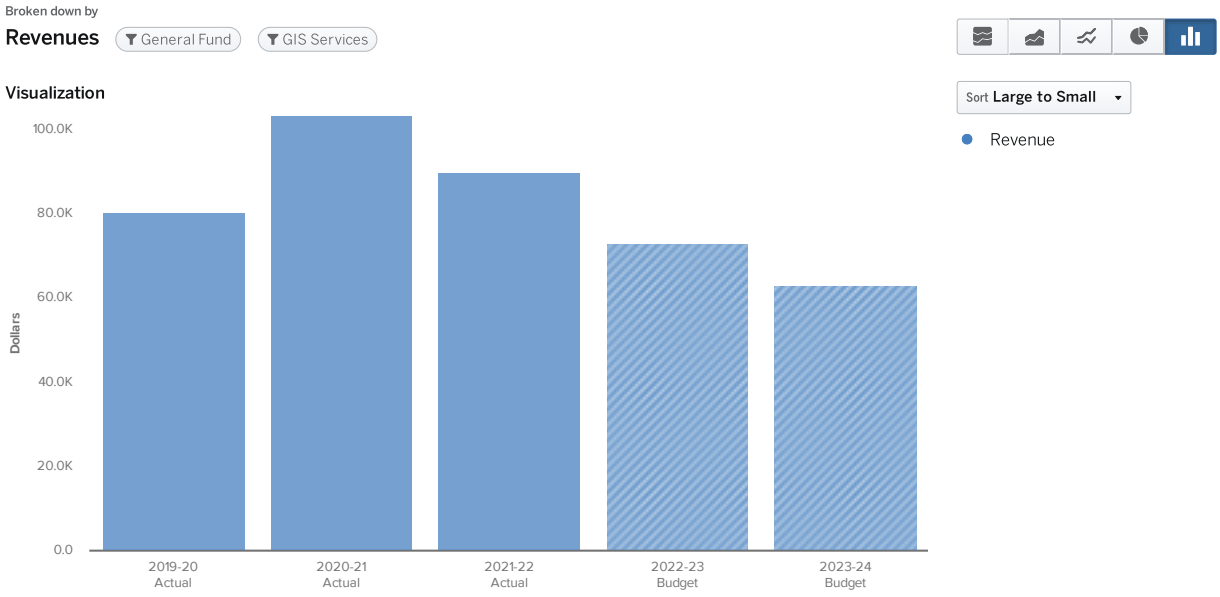

SIGNIFICANT CHANGES

None

SUPPLEMENTAL INFORMATION

None

ASSESSOR

BUDGET ORG

Fund: 101 General Fund
Dept: 020 Assessor
Category: General Government

KEY STAFF

Joe Davidson, Elected County Assessor
Teresa Taylor, Chief Office Deputy

OVERVIEW

The Assessor's Office provides an annual assessment roll reflecting assessed values of all taxable real and personal property in Lincoln County. The County Assessor fills a non-partisan position elected by the voters of Lincoln County. The Assessor manages three main sections within the assessment function: Cartography, Appraisal, and Operations.

MAJOR ACTIVITIES

- Maintain an appraisal program
- Update cadastral maps and property ownership records
- Track, value, title, and de-title manufactured structures
- Administer property tax exemptions, deferrals, and special assessment programs
- Administer fees for state wildfire protection
- Process budget documents for all taxing districts, calculate tax rates, and extend levies
- Provide related public service and information as mandated by Oregon statutes

FUNDING SOURCES

- Lincoln County General Fund
- Oregon Department of Revenue County Assessment Function Funding Assistance (CAFFA) Grant

REVENUE & EXPENDITURE SUMMARY

Assessor Expenses & Revenues

	2019 - 20 Actual	2020 - 21 Actual	2021 - 22 Actual	2022 - 23 Budget	2023 - 24 Budget
Revenues					
Revenue					
Intergovernmental - State	$512,837	$501,188	$498,719	$500,000	$350,000
Charges For Services	$15,449	$12,428	$19,799	$17,300	$14,200
Permits & Fees	$1,313	$2,752	$1,690	$2,800	$3,000
Miscellaneous	$130	$0	$0	$0	$0
REVENUE TOTAL	**$529,729**	**$516,368**	**$520,207**	**$520,100**	**$367,200**
REVENUES TOTAL	**$529,729**	**$516,368**	**$520,207**	**$520,100**	**$367,200**
Expenses					
Personnel Services					
Represented	$826,485	$800,613	$816,709	$967,820	$1,007,158
Insurance	$312,724	$275,709	$349,458	$485,746	$533,687
Non-Represented	$293,412	$238,911	$235,820	$249,517	$264,964
Retirement	$137,230	$128,315	$131,007	$147,842	$154,848
Other Personnel Expenses	$115,506	$117,301	$119,109	$149,596	$144,301
Elected Officials	$85,792	$86,100	$87,558	$87,408	$94,997
Holiday & Special Rate Pay	$0	$0	$0	$0	$1,320
PERSONNEL SERVICES TOTAL	**$1,771,148**	**$1,646,948**	**$1,739,661**	**$2,087,929**	**$2,201,275**
Materials & Services					
Office Expense	$99,963	$94,373	$78,953	$95,800	$95,300
Internal Service Charges	$17,757	$19,837	$20,132	$26,000	$29,700
Furniture & Equipment <$10K	$7,837	$9,617	$5,302	$9,000	$9,000
Training & Professional Development	$4,863	$3,971	$7,998	$8,000	$9,500
Other Contract Services	$4,127	$3,970	$3,899	$4,100	$4,100
Travel	$3,616	$21	$1,270	$7,500	$6,500
MATERIALS & SERVICES TOTAL	**$138,162**	**$131,790**	**$117,555**	**$150,400**	**$154,100**
EXPENSES TOTAL	**$1,909,311**	**$1,778,738**	**$1,857,216**	**$2,238,329**	**$2,355,375**
REVENUES LESS EXPENSES	**-$1,379,581**	**-$1,262,370**	**-$1,337,009**	**-$1,718,229**	**-$1,988,175**

RECENT ACCOMPLISHMENTS

- Completed successful conversion to new Assessment & Taxation software, including new public interface
- Began testing new Field Mobile appraisal data collection tool for field appraisers
- Purchased new scanners for Cartography department to begin scanning of Tax Lot Cards to digital files

GOALS & OBJECTIVES

- Train and educate staff as required by ORS 308.010; continuously reorganize functions to improve efficiencies with minimal staff
- Continue to operate a limited appraisal program including annual sales ratio trending, reappraisal cycles, and appraisal of new construction
- Provide public service and information relating to property valuation, mapping, and the assessment roll

DEPARTMENT METRICS

LINCOLN COUNTY ASSESSOR

APPRAISAL PERFORMANCE HISTORY

Number of Accounts by Tax Year

	2020-21	2021-22	2022-23
Total New Construction	**2,524**	**4,064**	**3,688**
RMV Change Only	1,238	2,815	2,275
Exception Value Added	1,127	1,219	1,071
No Change	159	30	342
Total Reappraisal	**3,100**	***488**	***1,793**
Total Value Appeals	**46**	**23**	**42**

*Reappraisal efforts scaled back in 2021-22 and 2022-23 with the transition to new assessment & tax software. This allowed appraisal staff additional time for learning and establishing new procedures for field collection, data entry and error checking under the new system (Tyler Technologies, Assessment & Tax Pro), which was fully implemented in Q1 FY22.

EXPENSE HISTORY

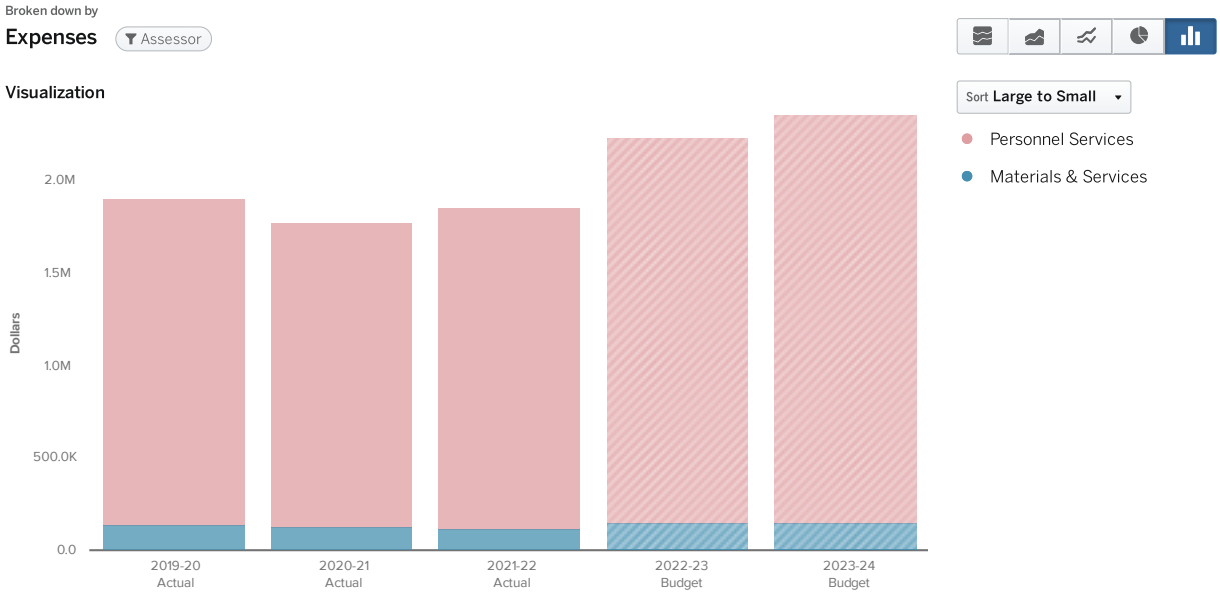

REVENUE HISTORY

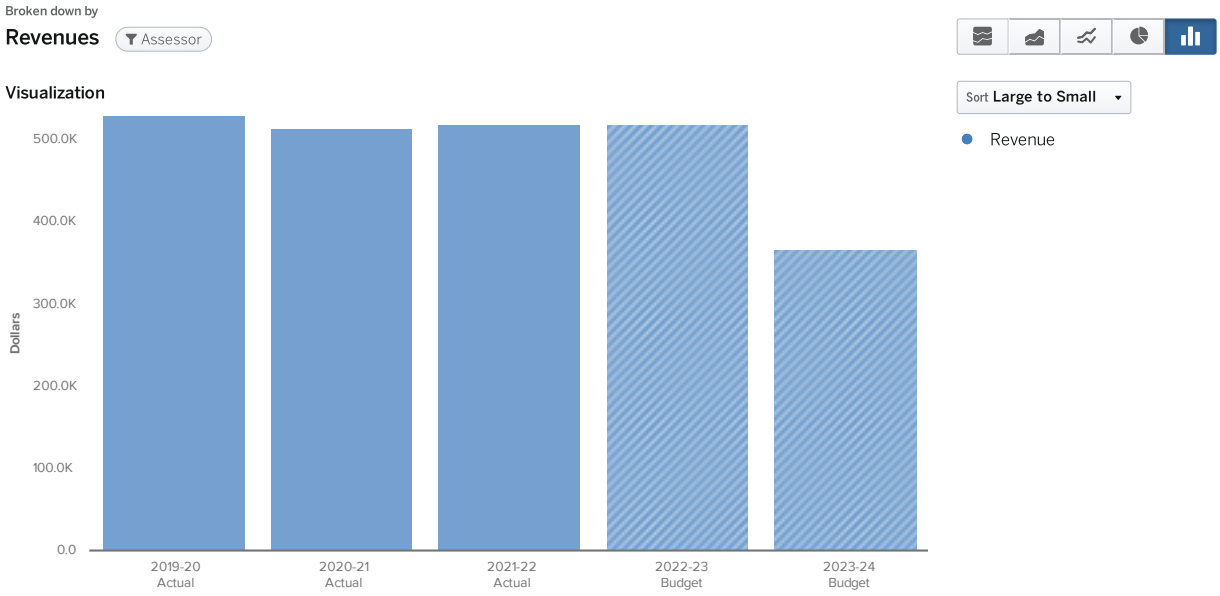

SIGNIFICANT CHANGES

- Within the Cartography section, a Cartographer 2 position was changed to a second Deed Specialist position due to increased demand and workload.

SUPPLEMENTAL INFORMATION

- Assessor's Office | Lincoln County Oregon
- 2022-23 Lincoln County Statement of Taxes | Lincoln County Oregon

ELECTIONS

BUDGET ORG

Fund: 101 General Fund
Dept: 031 Elections
Category: General Government

KEY STAFF

Amy Southwell, Elected County Clerk
Janet Cummiskey, Chief Deputy Clerk

OVERVIEW

Conduct all elections held within Lincoln County in accordance with state and federal laws and administrative rules. Provide adequate supplies and staffing to administer up to four countywide elections per year. Conduct elections by mail in order to increase voter participation and reduce election costs.

Use the new state-wide voter registration and election management system (Oregon Centralized Voter Registration) to maximize efficiency state-wide.

MAJOR ACTIVITIES

- Keep the state-wide voter registration & management system (Oregon Centralized Voter Registration) up to date with the most accurate information available for all local, overseas and military registered voters in Lincoln County.
- Coordinate upcoming elections (possibly 4 a year) with all local cities, districts and county. Work with County Governing Body on formations and annexations that are requested.
- Work closely with The Oregon Secretary of State's office to make sure all statues and ORS are followed in the election process.
- Mail out all ballots and voters' pamphlets to all qualified voters locally, overseas and military.
- Coordinate observers for elections and staffing for pick up, counting and sorting ballots for Lincoln County. Send reports to Secretary of State and publish on website, as well as have paper copies for the public.

FUNDING SOURCES

- Election cost reimbursements from districts and charges for printouts for election, this averages out to be around $60,000 per year, around 20%. (The State, County or Cities don't have to pay their share of election costs)
- 80 % comes from General Fund.

REVENUE & EXPENDITURE SUMMARY

Elections Expenses & Revenues

	2019 - 20 Actual	2020 - 21 Actual	2021 - 22 Actual	2022 - 23 Budget	2023 - 24 Budget
Revenues					
Revenue					
Charges For Services	$33,179	$74,495	$61,798	$71,500	$51,500
Intergovernmental - State	$0	$0	$0	$15,000	$5,000
REVENUE TOTAL	**$33,179**	**$74,495**	**$61,798**	**$86,500**	**$56,500**
REVENUES TOTAL	**$33,179**	**$74,495**	**$61,798**	**$86,500**	**$56,500**
Expenses					
Personnel Services					
Non-Represented	$78,078	$80,424	$85,369	$90,307	$76,765
Part Time	$0	$47,900	$29,141	$52,000	$90,388
Insurance	$22,869	$22,990	$26,508	$29,481	$31,459
Other Personnel Expenses	$8,770	$12,194	$12,442	$15,983	$7,504
Retirement	$9,129	$9,387	$10,008	$10,474	$8,984
Overtime	$0	$201	$0	$2,000	$2,046
PERSONNEL SERVICES TOTAL	**$118,846**	**$173,096**	**$163,468**	**$200,245**	**$217,147**
Materials & Services					
Office Expense	$62,142	$77,776	$80,436	$77,375	$90,875
Program Expenses	$19,677	$15,239	$11,905	$20,000	$25,000
Other Contract Services	$15,207	$18,739	$18,408	$11,000	$19,500
Internal Service Charges	$2,949	$8,450	$4,208	$6,300	$590
Furniture & Equipment <$10K	$0	$0	$0	$15,000	$5,000
Travel	$3,096	$2,780	$2,337	$5,220	$5,500
MATERIALS & SERVICES TOTAL	**$103,070**	**$122,984**	**$117,293**	**$134,895**	**$146,465**
EXPENSES TOTAL	**$221,916**	**$296,080**	**$280,761**	**$335,140**	**$363,612**
REVENUES LESS EXPENSES	**-$188,737**	**-$221,585**	**-$218,963**	**-$248,640**	**-$307,112**

RECENT ACCOMPLISHMENTS

- Last year we received $15,000 from the State of Oregon to update our election infrastructure, which we purchased new more secure ballot boxes for the county.
- This year we were awarded $5,000 to update our infrastructure.
- Added more security technology to elections observing per public request.

GOALS & OBJECTIVES

- To add more security cameras and update our website with a video of the process of elections in Lincoln County.
- Work on getting more funding for election security and also for the needs of County Clerks, such as a bigger processing area for elections.
- Put a project manager in the office to help create a better environment for the public and observers.

DEPARTMENT METRICS

- Work on getting volunteers to help with the election process.
- The Secretary of State is building a new voter registration and election management system, that will help maximize efficiency for our voters' information.

EXPENSE HISTORY

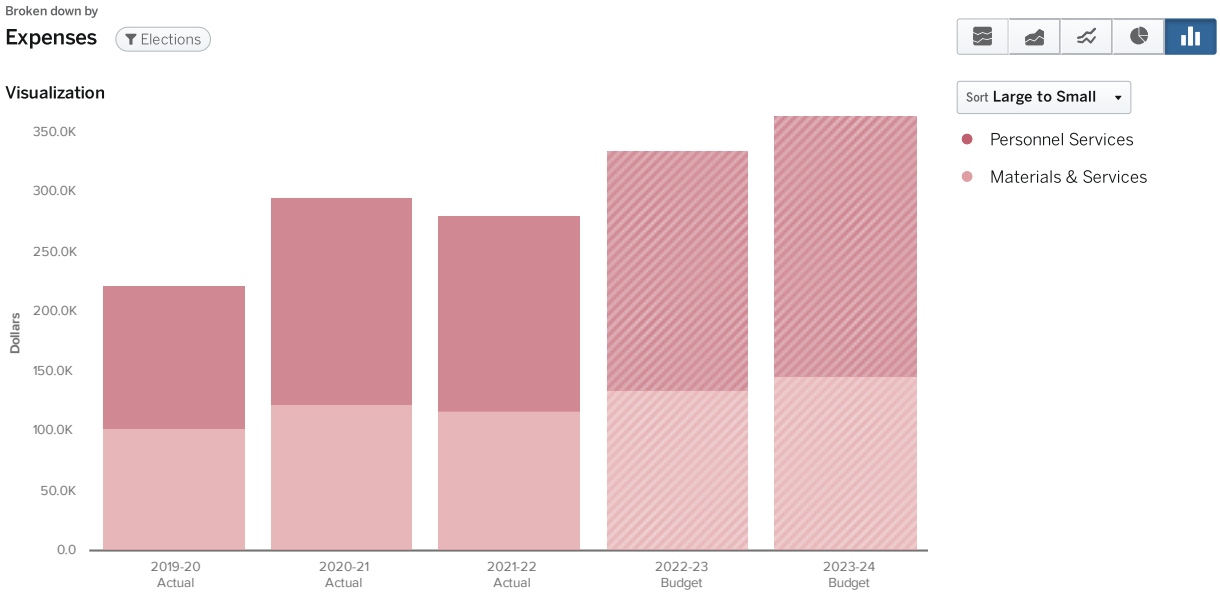

REVENUE HISTORY

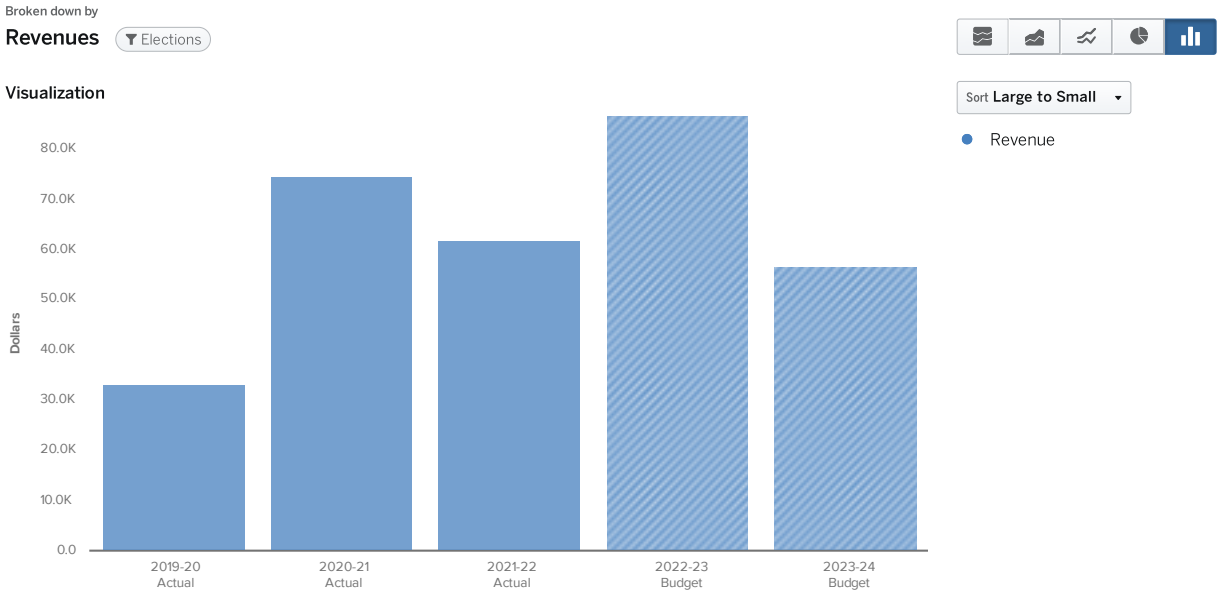

SIGNIFICANT CHANGES

None

SUPPLEMENTAL INFORMATION

- Voter Information | Lincoln County Oregon

CLERK - RECORDS

BUDGET ORG

Fund: 101 General Fund
Dept: 032 Clerk Records
Category: General Government

KEY STAFF

Amy Southwell, Elected County Clerk
Janet Cummiskey, Chief Deputy Clerk

OVERVIEW

The County Clerk's Office consistent with statutory requirements. Primary concerns will be to maintain the integrity of the recording process and the timely processing of all license and passport requests and to conduct elections according to statutes.
Additionally, to perform administrative functions for all departments, entities, and employees within the jurisdiction of the County Clerk.
Examine for accuracy, accept when properly completed, index, and record, and return, all documents presented to the County Clerk's Office.
Strive for higher level of efficiency in the use of computerized recording system.

MAJOR ACTIVITIES

- Record and index all documents allowed by statue into deed record for historical purposes daily.
- Follow all Government rules and regulations to process passports that are to be sent to The Department of State for processing.
- Process and record all licensing requests sent to the Clerk's office in a timely manner.
- Manage, record and index all commissioner journal documents sent to the Clerk's office in a timely manner.

FUNDING SOURCES

- Funding comes from recording fees, passports, marriage licenses and other fees collected. Typical revenue is around 350,000, which is 75%.
- The remaining amount comes from the General Fund.

REVENUE & EXPENDITURE SUMMARY

Clerk Records & Administration Exp & Rev

	2019 - 20 Actual	2020 - 21 Actual	2021 - 22 Actual	2022 - 23 Budget	2023 - 24 Budget
Revenues					
Revenue					
Permits & Fees	$390,307	$522,304	$464,545	$508,000	$355,500
Charges For Services	$28,288	$13,757	$31,987	$24,000	$44,000
Miscellaneous	$25	$0	$0	$0	$0
REVENUE TOTAL	**$418,621**	**$536,061**	**$496,531**	**$532,000**	**$399,500**
REVENUES TOTAL	**$418,621**	**$536,061**	**$496,531**	**$532,000**	**$399,500**
Expenses					
Personnel Services					
Represented	$120,365	$126,196	$125,723	$137,647	$86,736
Elected Officials	$94,116	$94,116	$94,373	$94,116	$90,453
Insurance	$71,943	$67,410	$77,553	$95,794	$128,542
Non-Represented	$65,838	$63,877	$56,030	$59,269	$127,441
Retirement	$34,080	$34,651	$34,016	$35,363	$36,749
Other Personnel Expenses	$24,878	$27,795	$26,743	$31,222	$29,899
Part Time	$0	$5,576	$2,320	$6,000	$13,000
Overtime	$195	$1,196	$0	$1,000	$1,000
PERSONNEL SERVICES TOTAL	**$411,414**	**$420,816**	**$416,757**	**$460,411**	**$513,820**
Materials & Services					
Office Expense	$23,690	$23,252	$12,861	$27,700	$34,700
Travel	$2,400	$0	$3,122	$4,680	$5,000
Program Expenses	$3,664	$583	$129	$2,000	$3,000
Training & Professional Development	$1,230	$350	$1,300	$1,900	$3,000
Internal Service Charges	$543	$1,200	$1,421	$1,500	$1,495
Other Contract Services	$1,227	$154	$378	$1,100	$1,100
MATERIALS & SERVICES TOTAL	**$32,754**	**$25,539**	**$19,212**	**$38,880**	**$48,295**
EXPENSES TOTAL	**$444,168**	**$446,355**	**$435,969**	**$499,291**	**$562,115**
REVENUES LESS EXPENSES	**-$25,547**	**$89,706**	**$60,562**	**$32,709**	**-$162,615**

RECENT ACCOMPLISHMENTS

- Have been outsourcing past history of microfilm of deed records to be digitized for the convivence of the public and county.

GOALS & OBJECTIVES

- Continue working on getting all past history of microfilm with deed records digitized.
- Look into charging customers for the use of the online version of deed records.
- Add even more images of past recordings on our website for the public.

DEPARTMENT METRICS

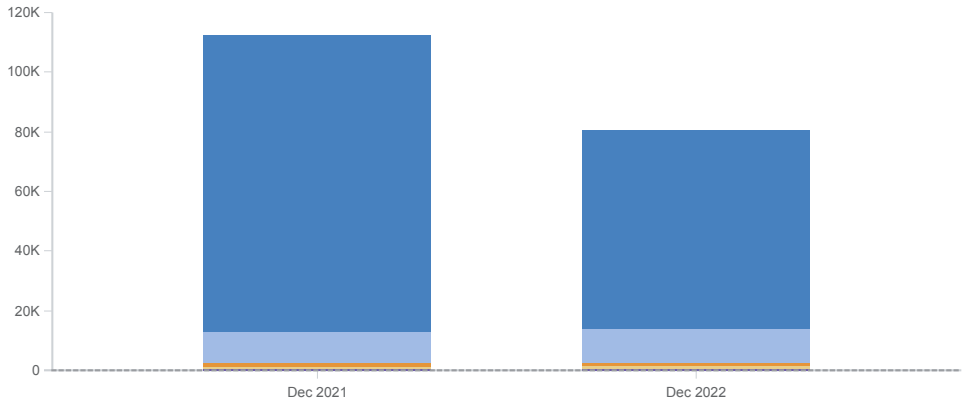

80,616

Issues in Dec 2022

EXPENSE HISTORY

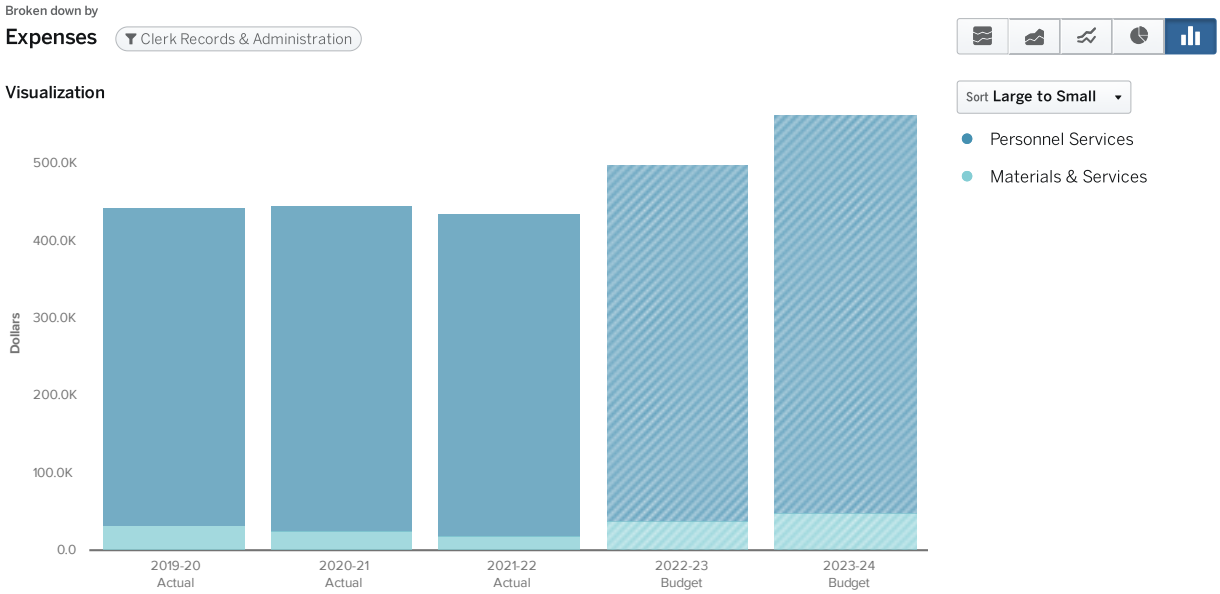

REVENUE HISTORY

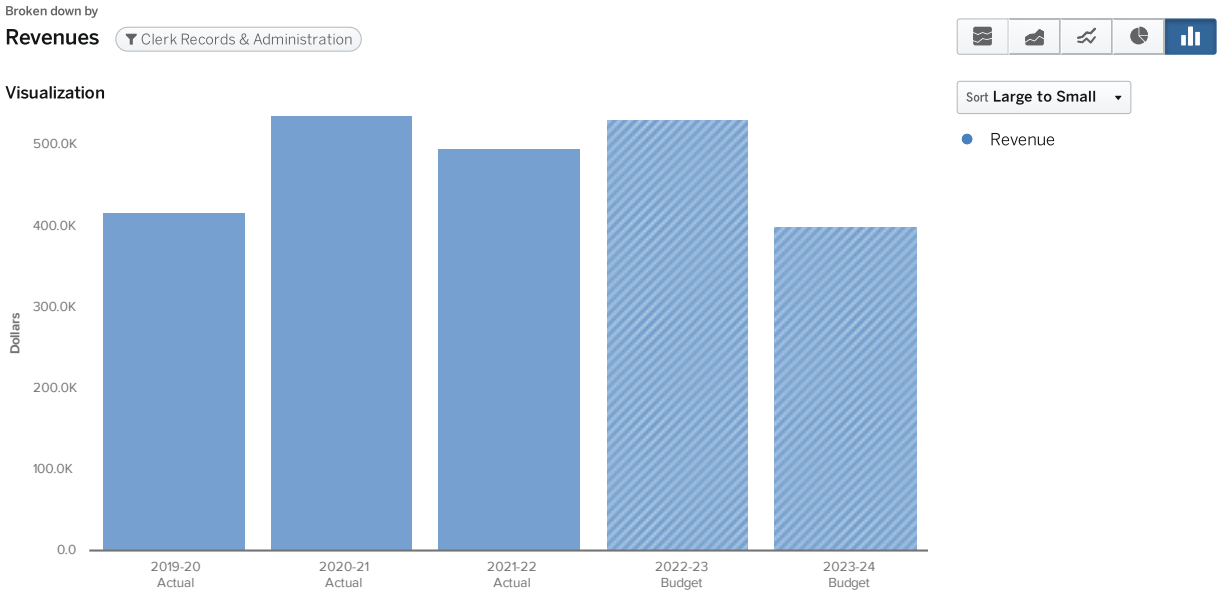

SIGNIFICANT CHANGES

- Revenue for recording has been a little flat for the past few months but this trend seems to be changing a little bit for the better.

SUPPLEMENTAL INFORMATION

Clerk's Office | Lincoln County Oregon

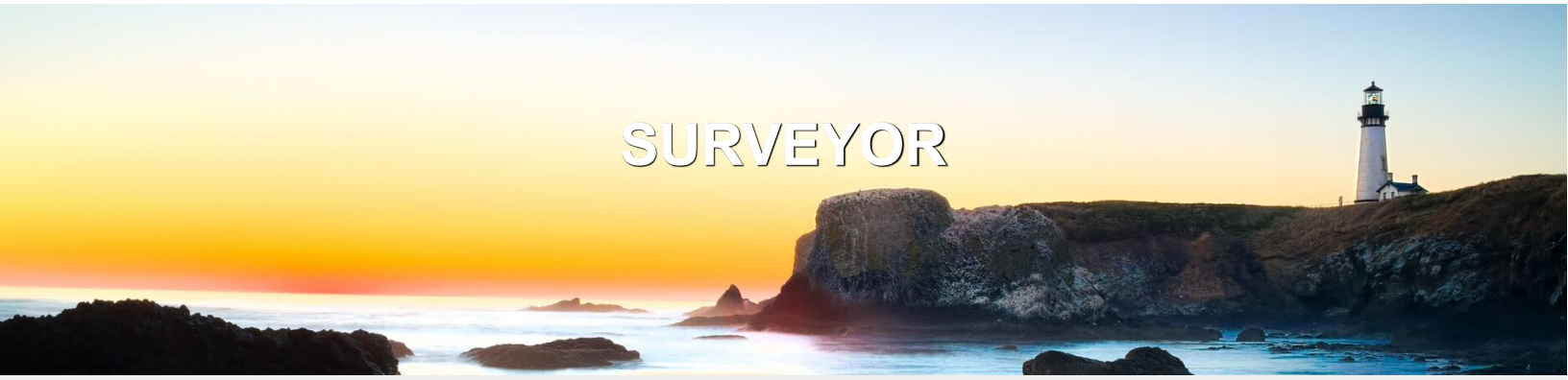

SURVEYOR

BUDGET ORG

Fund: 101 General Fund
Dept: 060 Surveyor
Category: General Government

KEY STAFF

Eli Adam, County Surveyor
Eathan Nicley, Deputy County Surveyor

OVERVIEW

The Surveyor's Office provides friendly, efficient, professional, land information, and interpretation for the people of Lincoln County. We ensure compliance with Oregon Revised Statutes Chapters 92, 204, 209, 368, 672, and Lincoln County Code through review and policy development.

MAJOR ACTIVITIES

- Maintain survey records research facility that offers fast, accurate, identification, and location of pertinent information.
- Develop and maintain geodetic controlled base maps.
- Assist in road locations and legalizations.
- Establish policy to ensure compliance with applicable statutes.
- Review of surveys, subdivisions, partition plats, and similar with ORS 92, 209, 100, and other survey-related chapters.

FUNDING SOURCES

- Filing fees for surveys, subdivisions, partition plats, and similar.
- Inter-fund professional services.
- General Fund

REVENUE & EXPENDITURE SUMMARY

Surveyor Expenses & Revenues

	2019 - 20 Actual	2020 - 21 Actual	2021 - 22 Actual	2022 - 23 Budget	2023 - 24 Budget
Revenues					
Revenue					
Charges For Services	$233,934	$208,884	$135,078	$190,300	$160,700
Permits & Fees	$20,195	$20,140	$26,190	$17,100	$17,100
REVENUE TOTAL	**$254,130**	**$229,024**	**$161,268**	**$207,400**	**$177,800**
REVENUES TOTAL	**$254,130**	**$229,024**	**$161,268**	**$207,400**	**$177,800**
Expenses					
Personnel Services					
Non-Represented	$334,147	$374,756	$270,373	$281,501	$299,443
Insurance	$92,377	$90,463	$52,388	$99,339	$87,027
Retirement	$39,623	$43,638	$35,027	$39,083	$41,410
Other Personnel Expenses	$33,474	$38,384	$32,943	$40,570	$38,146
Represented	$0	$0	$15,712	$52,713	$55,923
Part Time	$0	$3,083	$8,933	$11,000	$11,000
Overtime	$0	$543	$0	$0	$10,638
Holiday & Special Rate Pay	$420	$465	$510	$720	$360
PERSONNEL SERVICES TOTAL	**$500,040**	**$551,331**	**$415,885**	**$524,926**	**$543,947**
Materials & Services					
Rent & Facilities Expense	$11,180	$11,180	$11,980	$11,500	$11,500
Internal Service Charges	$4,651	$5,338	$7,542	$9,600	$10,500
Office Expense	$4,363	$5,009	$5,139	$9,950	$10,350
Training & Professional Development	$1,893	$2,791	$2,571	$2,900	$2,900
Furniture & Equipment <$10K	$1,925	$260	$5,508	$500	$1,800
Travel	$2,102	$0	$510	$2,500	$2,500
Program Expenses	$1,307	$739	$1,251	$2,000	$2,200
IT Software & Equipment	$1,297	$3,029	$1,590	$700	$700
Other Contract Services	$249	$1,317	$314	$300	$2,100
MATERIALS & SERVICES TOTAL	**$28,967**	**$29,663**	**$36,404**	**$39,950**	**$44,550**
EXPENSES TOTAL	**$529,007**	**$580,994**	**$452,290**	**$564,876**	**$588,497**
REVENUES LESS EXPENSES	**-$274,877**	**-$351,970**	**-$291,021**	**-$357,476**	**-$410,697**

RECENT ACCOMPLISHMENTS

- Coordinate with cities and county departments to review plats.
- Contributed to NGS development of the National Spatial Reference System.
- Maintained relationships with private licensed professional land surveyors.

GOALS & OBJECTIVES

- Assist in road locations and legalizations.
- Provide base map support for Assessor's Office Cartography.
- Maintain exchange of information and cooperative working relationships with other County Surveyors. Participation with statewide organizations for statutory changes.

DEPARTMENT METRICS

- Answered hundreds of questions about survey records.
- Reviewed and filed over 150 surveys, subdivisions, partition plats, and similar in 2022.

EXPENSE HISTORY

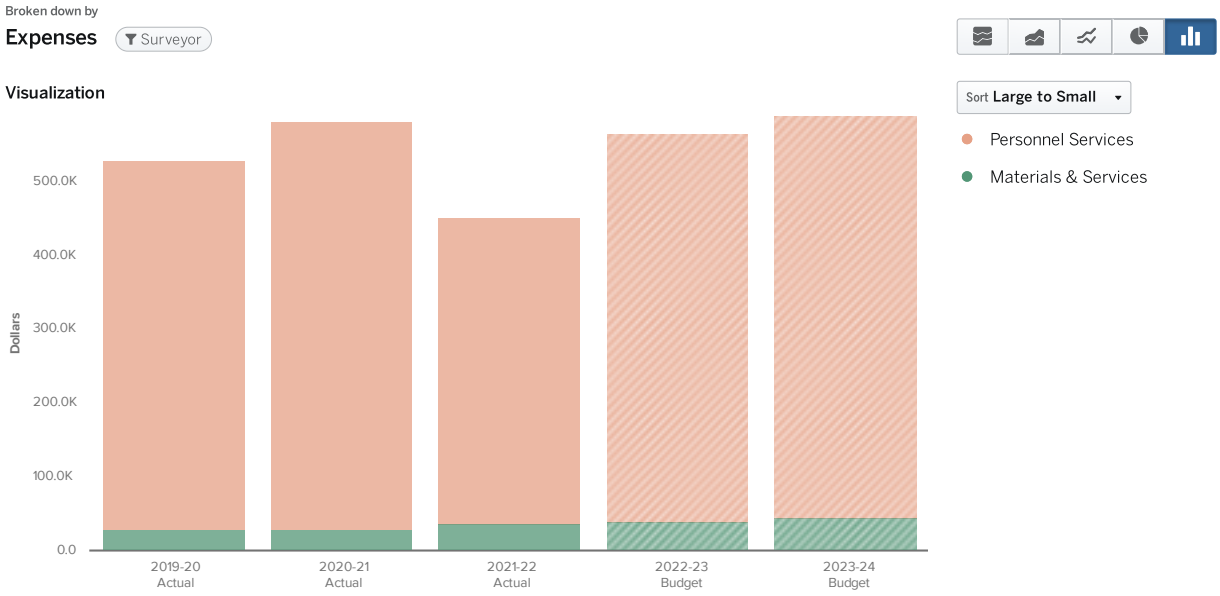

REVENUE HISTORY

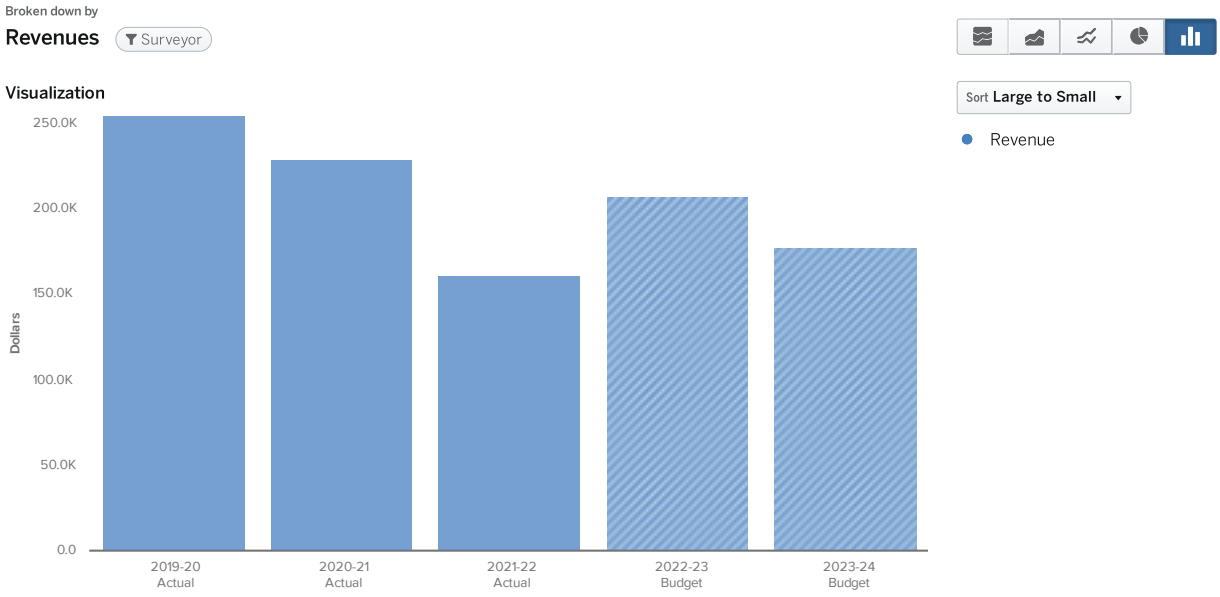

SIGNIFICANT CHANGES

None

SUPPLEMENTAL INFORMATION

None

TREASURER

BUDGET ORG

Fund: 101 General Fund
Dept: 070 Treasurer
Category: General Government

KEY STAFF

Jayne Welch, Elected County Treasurer
Amy Bendel, Chief Deputy Tax Treasurer

OVERVIEW

The Treasurer is an elected position that upholds the commitment to deliver service with competence and high standards for all of Lincoln County.
This position has a full fiduciary responsibility for safekeeping local government monies and investments.
Maintain accurate records, protect, and secure investments of public funds in accordance with Oregon Statutes and the Lincoln County investment policy.
Receive and monitor County room tax revenues from the unincorporated area of Lincoln County.

MAJOR ACTIVITIES

- Accountable for processes and procedures in compliance of State Treasury.
- To serve other County departments with accurate cash accounting, financial records, deposits, and recordkeeping.
- To manage trust and agency funds.
- Monitor tax revenues, distribution of property taxes to taxing districts, pertaining to Lincoln County, as required by State Statutes.
- Distribute funds from State and Federally funded programs, such as Federal and State Forest programs to local districts.
- Investment of public funds in accordance with county policy and State Treasury.

FUNDING SOURCES

- Revenue sources from property tax collections, transient lodging tax from the unincorporated area of Lincoln County as it pertains to the general fund.

REVENUE & EXPENDITURE SUMMARY

Treasurer Expenses & Revenues

	2019 - 20 Actual	2020 - 21 Actual	2021 - 22 Actual	2022 - 23 Budget	2023 - 24 Budget
Revenues					
Revenue					
Property Taxes	$21,601,588	$0	$0	$0	$0
Other Taxes & Land Sales	$1,978,920	$0	$0	$0	$0
Miscellaneous	$238,167	$0	$0	$0	$0
REVENUE TOTAL	**$23,818,675**	**$0**	**$0**	**$0**	**$0**
REVENUES TOTAL	**$23,818,675**	**$0**	**$0**	**$0**	**$0**
Expenses					
Personnel Services					
Elected Officials	$80,736	$80,736	$80,975	$80,736	$95,962
Represented	$61,791	$65,245	$70,039	$73,923	$59,958
Insurance	$28,819	$29,071	$31,578	$33,081	$55,127
Retirement	$18,378	$18,758	$19,534	$19,712	$19,851
Other Personnel Expenses	$12,284	$13,888	$14,154	$17,495	$16,373
PERSONNEL SERVICES TOTAL	**$202,008**	**$207,698**	**$216,281**	**$224,947**	**$247,272**
Materials & Services					
Other Contract Services	$18,822	$22,364	$19,830	$28,000	$28,000
Office Expense	$4,120	$4,217	$2,673	$4,500	$5,650
Furniture & Equipment <$10K	$785	$467	$0	$4,737	$5,000
Travel	$945	$0	$0	$3,000	$3,000
Training & Professional Development	$550	$920	$200	$1,250	$1,650
Internal Service Charges	$250	$600	$600	$600	$775
Program Expenses	$475	$475	$475	$600	$600
MATERIALS & SERVICES TOTAL	**$25,947**	**$29,043**	**$23,778**	**$42,687**	**$44,675**
EXPENSES TOTAL	**$227,954**	**$236,742**	**$240,059**	**$267,634**	**$291,947**
REVENUES LESS EXPENSES	**$23,590,720**	**-$236,742**	**-$240,059**	**-$267,634**	**-$291,947**

RECENT ACCOMPLISHMENTS

None

GOALS & OBJECTIVES

- Safekeeping of local government monies of Lincoln County.
- Maintain close working relationships with State Treasury, Banking Treasury, local banks and investment institutions, inter-departments, and outside agencies.
- Provide customer service to all departments, entities, and auditors.

DEPARTMENT METRICS

Treasury, Oregon State Treasury, Oregon Statutes and Administrative Rules of the Oregon Department of Revenue.

EXPENSE HISTORY

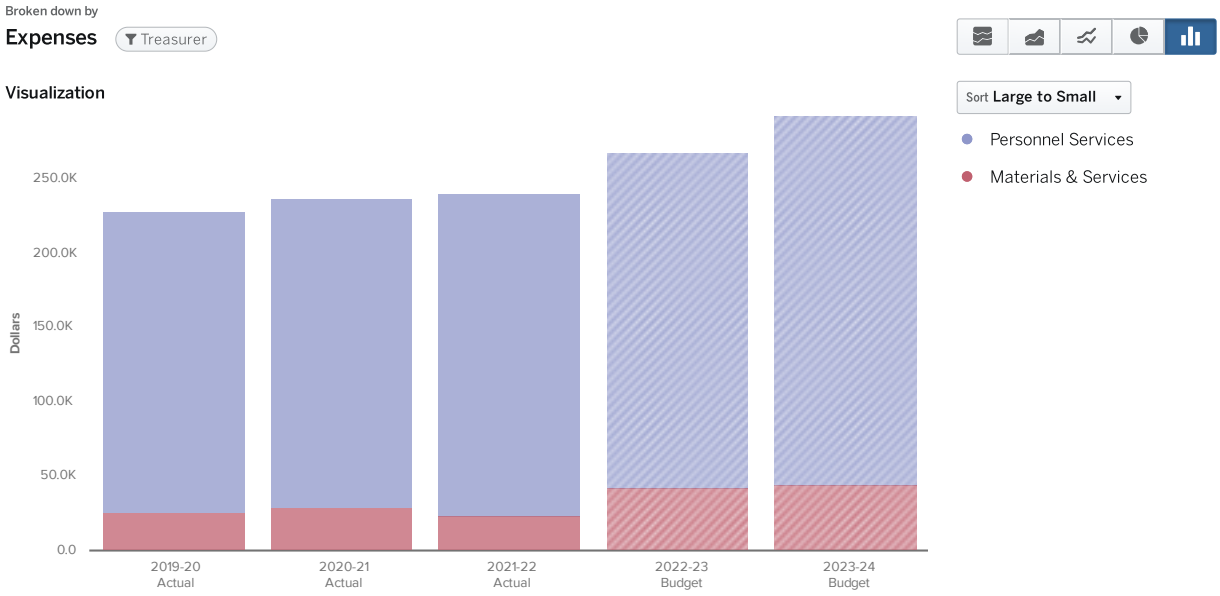

SIGNIFICANT CHANGES

None

SUPPLEMENTAL INFORMATION

Treasurer department contacts:

treasurerinfo@co.lincoln.or.us
roomtaxinfo@co.lincoln.or.us
541-265-4242

TAX COLLECTION

BUDGET ORG

Fund: 101 General Fund
Dept: 050 Tax Collector
Category: General Government

KEY STAFF

Jayne Welch, Elected County Treasurer
Amy Bendel, Chief Deputy Tax Treasurer

OVERVIEW

The Tax Collector is appointed by the Board of Commissioners and is obligated to receive and administer the County tax roll in compliance with Oregon Statutes in a continuous state of balance within the property tax department.
The primary objective of the property tax department is to bill and collect property taxes, mailing approximately 47,000 annual statements on or before October 25th.
Additional trimester statements are mailed in February and May, allowing flexibility to the taxpayer.
The tax department is also responsible for maintaining accurate tax collections and financial records for the benefit of Lincoln County citizens, entities, and auditors.
Other related responsibilities include legal mandates such as annual foreclosures processes, personal property warrant procedures, and board of property tax appeals.

MAJOR ACTIVITIES

- Assist property taxpayers with information about their property and the taxes.
- Processing tax payments received electronically, by mail, in our secure drop box and in person at the Lincoln County Courthouse.
- Process requests from outside agencies, local citizens and mortgage companies pertaining to property taxes.

FUNDING SOURCES

- Revenue sources from property tax collections as it pertains to general revenue for the general fund.

REVENUE & EXPENDITURE SUMMARY

Tax Collector Expenses & Revenues

	2019 - 20 Actual	2020 - 21 Actual	2021 - 22 Actual	2022 - 23 Budget	2023 - 24 Budget
Revenues					
Revenue					
Charges For Services	$2,035	$1,770	$1,817	$1,000	$500
Miscellaneous	$3,668	$0	$0	$0	$0
REVENUE TOTAL	**$5,703**	**$1,770**	**$1,817**	**$1,000**	**$500**
REVENUES TOTAL	**$5,703**	**$1,770**	**$1,817**	**$1,000**	**$500**
Expenses					
Personnel Services					
Represented	$165,563	$173,150	$183,039	$189,971	$131,419
Insurance	$39,376	$40,637	$44,570	$73,012	$36,102
Retirement	$18,306	$19,113	$20,258	$21,007	$23,503
Other Personnel Expenses	$14,950	$17,017	$18,787	$24,515	$22,853
Non-Represented	$0	$0	$0	$0	$77,333
Part Time	$0	$7,623	$6,365	$12,000	$11,673
Overtime	$252	$0	$0	$1,000	$960
PERSONNEL SERVICES TOTAL	**$238,446**	**$257,540**	**$273,019**	**$321,505**	**$303,841**
Materials & Services					
Other Contract Services	$51,954	$64,851	$72,952	$89,100	$50,200
Office Expense	$35,435	$33,646	$36,608	$41,005	$93,300
Furniture & Equipment <$10K	$2,355	$2,031	$88	$1,000	$3,000
Travel	$483	$0	$0	$3,600	$4,000
Training & Professional Development	$955	$600	$805	$2,500	$3,000
Internal Service Charges	$750	$1,600	$1,150	$1,500	$975
Program Expenses	$0	$0	$0	$575	$575
MATERIALS & SERVICES TOTAL	**$91,931**	**$102,729**	**$111,602**	**$139,280**	**$155,050**
EXPENSES TOTAL	**$330,377**	**$360,269**	**$384,622**	**$460,785**	**$458,891**
REVENUES LESS EXPENSES	**-$324,674**	**-$358,499**	**-$382,805**	**-$459,785**	**-$458,391**

RECENT ACCOMPLISHMENTS

- As of June 2022, the tax department completed and implemented a new web-based property tax software system. The new software includes an enhancement portal for public access to view data such as the annual tax statement and payment receipts.

GOALS & OBJECTIVES

- Assist the public in an efficient helpful manner with questions and concerns regarding Lincoln County property taxes.
- To process property tax payments timely and in compliance with Oregon Statutes.
- To maintain accurate and effective processes and procedures for cash control accounting and handling.
- Perform all mandated procedures associated with billing and collections.

DEPARTMENT METRICS

Oregon Statutes and Administrative Rules of the Oregon Department of Revenue.

EXPENSE HISTORY

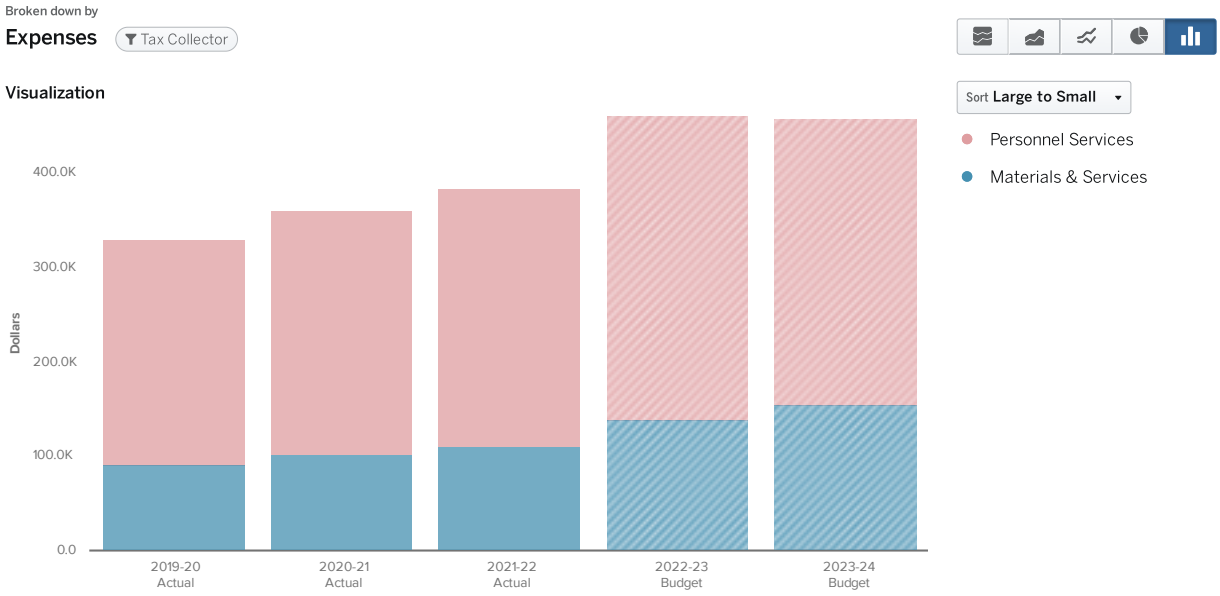

REVENUE HISTORY

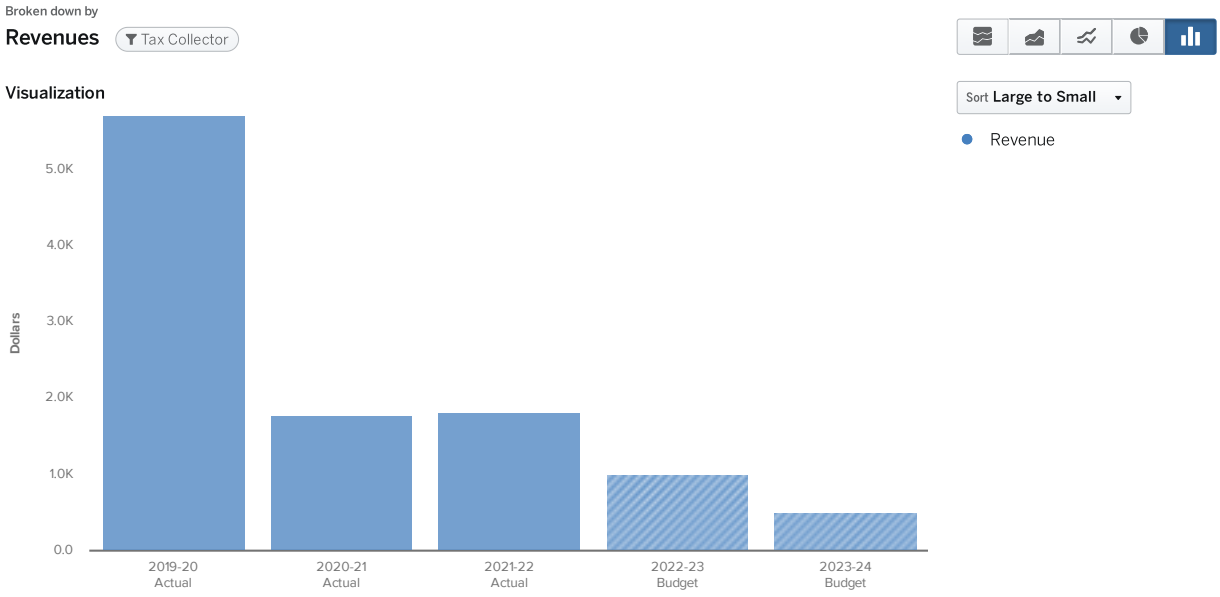

SIGNIFICANT CHANGES

- A new web-based portal which allows the public to access their annual property tax statements, payment receipts and access to pay their property taxes electronically.

SUPPLEMENTAL INFORMATION

Property tax department contacts:

taxinfo@co.lincoln.or.us
541-265-4139
Web-based portal access: propertyweb.co.lincoln.or.us

COUNTY CENTRAL SERVICES SUMMARY

OVERVIEW

The County Central Services grouping of Departments includes departments that are required to support operating departments, maintain the information security of County and customer data, controls over County finances and assets, and resolution of legal issues and questions. These functions would be required of any organization or operation, and the County has centralized these activities and functions to capture economies of scale. The costs of these functions are partially reimbursed by Special Revenue funds and Special Districts funds, the balance is funded by the General Fund.

MAJOR ACTIVITIES

- County Administration
- County Counsel
- Information Technology
- Human Resources
- Facilities Maintenance
- Finance

FUNDING SOURCES

- Reimbursements from Other Funds & Programs
- General Fund

EXPENDITURE SUMMARY

Central Services by Department

	2019 - 20 Actual	2020 - 21 Actual	2021 - 22 Actual	2022 - 23 Budget	2023 - 24 Budget
Information Technology	$1,619,003	$2,013,824	$2,214,244	$2,816,395	$3,188,220
Facilities Management	$1,527,075	$1,365,564	$1,381,459	$1,465,337	$1,548,094
County Counsel	$947,685	$1,107,546	$928,755	$901,253	$851,970
Finance & Accounting	$705,914	$717,385	$906,631	$1,159,146	$1,208,381
Human Resources	$620,949	$552,818	$633,836	$750,617	$774,239
County Administration	$0	$0	$502,227	$842,942	$890,007
TOTAL	**$5,420,627**	**$5,757,136**	**$6,567,151**	**$7,935,690**	**$8,460,910**

LINKS TO DEPARTMENT PAGES

- County Administration
- County Counsel
- Human Resources
- Closed Departments
- Facilities Management
- Finance & Accounting
- Information Technology

COUNTY ADMINISTRATION

BUDGET ORG

Fund: 101 General Fund
Dept: 007 County Administration
Category: County Central Services

KEY STAFF

Tim Johnson, County Administrator
Geneva Campitelli, BoC Admin.
Kathleen Kellay, Executive Admin.
Shanelle Parks, Grant Coordinator
Kenneth Lipp, PIO

OVERVIEW

The County Administration Office provides an array of services. The Office provides financial and budgetary direction to County departments. The Office works to anticipate community needs, support the Board of County Commissioners, provides organizational guidance, manage the day-to-day operations of the County, and guide County-wide work to achieve the organization's strategic objectives. The Office prepares the agenda and minutes for the Board of Commissioners meetings along with document recording and retention. The Office also takes on policy research and special projects coordination for countywide initiatives, board of commissioner requests and overall department support.

MAJOR ACTIVITIES

The Office attends and assists the Board of Commissioners in preparation, during and post meetings. The County Administrator supervises the development of the annual budget, oversees the functions of the Office, implements the Board of Commissioners policies and procedures, directs administrative departments and coordinates with elected officials' departments toward overall budget and organizational direction. Staff provides planning and documentation for the Board of Commissioners, planning and documenting meetings, handling accounts payable, contracts, reception, equipment inventories, hiring, budget development, analysis on policies and practices, distribution of press releases and other general office duties.

FUNDING SOURCES

- General Fund

REVENUE & EXPENDITURE SUMMARY

GF County Administration Rev & Exp

	2019 - 20 Actual	2020 - 21 Actual	2021 - 22 Actual	2022 - 23 Budget	2023 - 24 Budget
Expenses					
Personnel Services					
Non-Represented	$0	$0	$268,761	$385,424	$471,001
Insurance	$0	$0	$72,612	$139,432	$89,014
Retirement	$0	$0	$32,007	$45,796	$55,170
Other Personnel Expenses	$0	$0	$28,671	$39,841	$46,176
Part Time	$0	$0	$28,046	$0	$25,100
Holiday & Special Rate Pay	$0	$0	$450	$360	$0
Overtime	$0	$0	$41	$0	$0
PERSONNEL SERVICES TOTAL	**$0**	**$0**	**$430,587**	**$610,853**	**$686,461**
Materials & Services					
Other Contract Services	$0	$0	$55,242	$45,000	$100,000
Program Expenses	$0	$0	$6,911	$151,389	$5,000
Training & Professional Development	$0	$0	$125	$10,000	$68,321
Office Expense	$0	$0	$6,599	$17,200	$23,600
Travel	$0	$0	$996	$4,500	$2,500
Furniture & Equipment <$10K	$0	$0	$601	$2,500	$2,500
Internal Service Charges	$0	$0	$1,165	$1,500	$1,625
MATERIALS & SERVICES TOTAL	**$0**	**$0**	**$71,640**	**$232,089**	**$203,546**
EXPENSES TOTAL	**$0**	**$0**	**$502,227**	**$842,942**	**$890,007**
REVENUES LESS EXPENSES	**$0**	**$0**	**-$502,227**	**-$842,942**	**-$890,007**

RECENT ACCOMPLISHMENTS

- Stood up First County Administrator's Office

GOALS & OBJECTIVES

None

DEPARTMENT METRICS

None

EXPENSE HISTORY

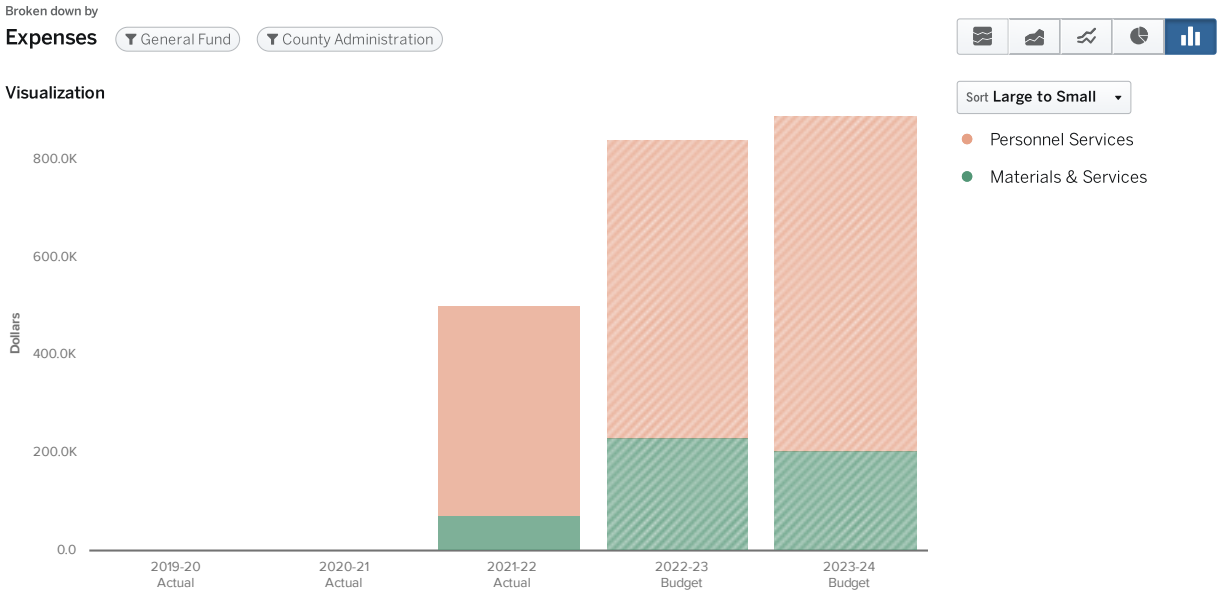

SIGNIFICANT CHANGES

None

SUPPLEMENTAL INFORMATION

None

COUNTY COUNSEL

BUDGET ORG

Fund: 101 General Fund
Dept: 010 County Counsel
Category: County Central Services

KEY STAFF

Kristin Yuille, County Counsel
Gina Lekas, Paralegal

OVERVIEW

County Legal Counsel provides civil legal advice, representation and administration for the County, Board of Commissioners, Elected Officials. Employees and Departments of the County. The Department represents or directs representation of the County in local, state and federal courts; is responsible for Code Enforcement in Courts, and provides County representation before local, state and federal agencies and administrative bodies. In addition to the County, the Department represents affiliated entities and county service districts including The Consortium for Solid Waste Management and the Extension, Solid Waste, Transportation, Animal and Siletz Area Law Enforcement Service Districts. The Department directs County Safety and Risk Management Services

MAJOR ACTIVITIES

- Continued work on Board of Commissioner priorities including implementation of additional Short Term Rental business regulations.
- Continued work with County Administrator on long facilities projects and authorized project funding under the American Rescue Plan Act (ARPA)
- Restructure department to replace long term employees.
- Revise County Code to bring current with recent Ordinance enactments

FUNDING SOURCES

- General Fund
- Limited fees and other revenues

REVENUE & EXPENDITURE SUMMARY

County Counsel Expenses & Revenues

	2019 - 20 Actual	2020 - 21 Actual	2021 - 22 Actual	2022 - 23 Budget	2023 - 24 Budget
Revenues					
Revenue					
Intergovernmental - Other	$0	$0	$203,825	$0	$0
Intergovernmental - Local	$105,490	$0	$0	$0	$0
Miscellaneous	$6,357	$0	$0	$0	$0
REVENUE TOTAL	**$111,847**	**$0**	**$203,825**	**$0**	**$0**
REVENUES TOTAL	**$111,847**	**$0**	**$203,825**	**$0**	**$0**
Expenses					
Personnel Services					
Non-Represented	$586,250	$653,208	$370,362	$496,519	$508,969
Insurance	$130,138	$131,435	$69,551	$93,696	$120,241
Retirement	$68,434	$70,269	$43,106	$57,477	$58,846
Other Personnel Expenses	$51,082	$57,566	$38,802	$53,201	$49,861
Part Time	$13,118	$2,310	$30,878	$20,000	$28,143
Holiday & Special Rate Pay	$840	$1,080	$375	$360	$360
PERSONNEL SERVICES TOTAL	**$849,862**	**$915,868**	**$553,074**	**$721,253**	**$766,420**
Materials & Services					
Other Contract Services	$38,279	$143,388	$252,456	$150,000	$50,000
Office Expense	$25,902	$22,382	$71,055	$13,750	$14,000
Training & Professional Development	$11,212	$13,336	$17,479	$11,000	$15,500
Program Expenses	$11,082	$5,051	$17,598	$250	$500
Travel	$9,824	$3,910	$3,034	$3,250	$3,250
Furniture & Equipment <$10K	$744	$1,837	$12,911	$250	$1,000
Internal Service Charges	$780	$1,775	$1,148	$1,500	$1,300
MATERIALS & SERVICES TOTAL	**$97,823**	**$191,678**	**$375,680**	**$180,000**	**$85,550**
EXPENSES TOTAL	**$947,685**	**$1,107,546**	**$928,755**	**$901,253**	**$851,970**
REVENUES LESS EXPENSES	**-$835,839**	**-$1,107,546**	**-$724,930**	**-$901,253**	**-$851,970**

RECENT ACCOMPLISHMENTS

- Successful completion of complex, multiple litigations in different venues around Ballot Measures on Aerial Spraying and Short Term Rental Regulations. Alternative approaches in place which may see further legal challenges.
- Completion of full staffing of department and continued work restructuring staff duties and responsibilities

GOALS & OBJECTIVES

- Implementation of new filing / case management system.
- Substantive County Code amendments in business licensing, taxation, contracting, and enforcement.
- Comprehensive review and expansion of risk management programs and services

DEPARTMENT METRICS

- Case management and filing prior to June 30, 2024
- Code Amendments ongoing, but first proposals presented before December 31, 2023.
- Risk Management ongoing.

EXPENSES HISTORY

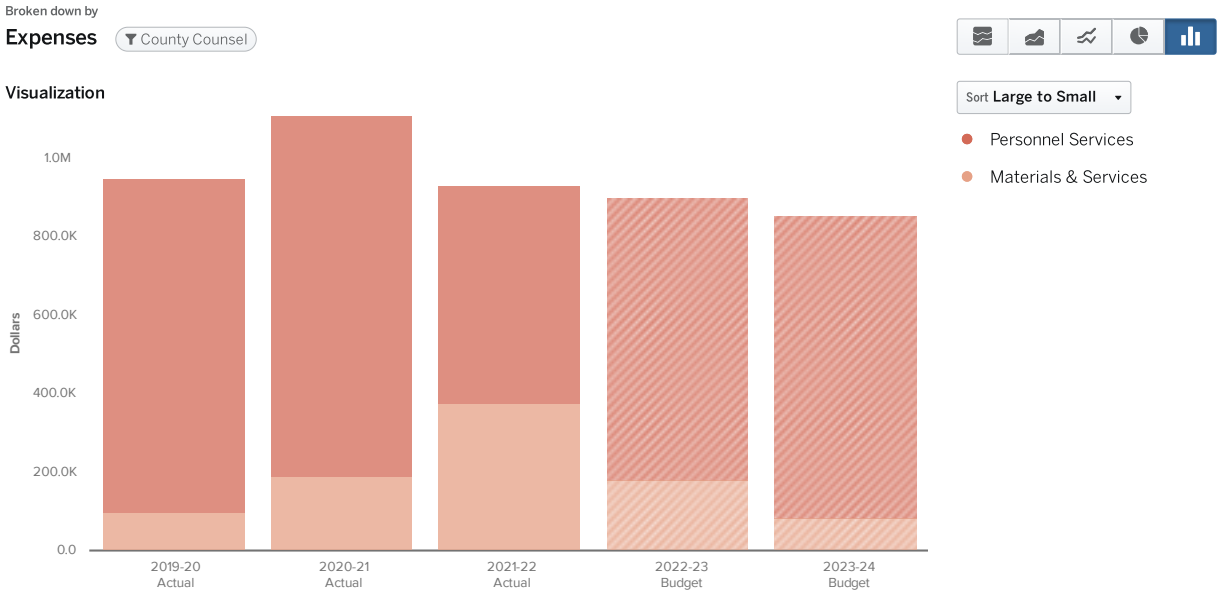

REVENUE HISTORY

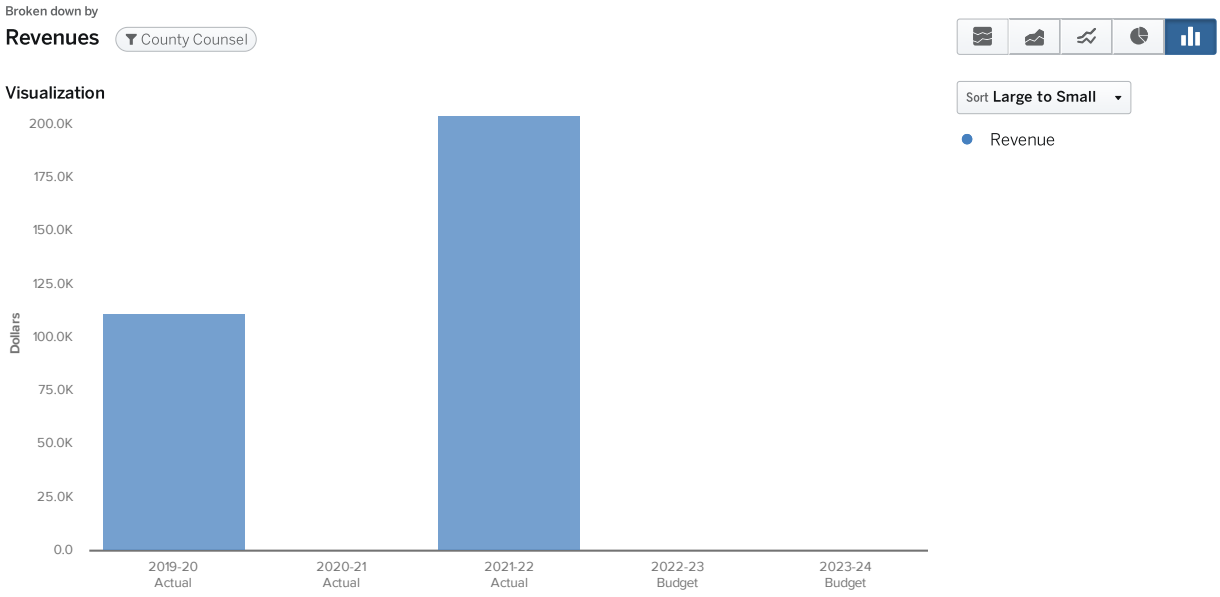

SIGNIFICANT CHANGES

None

SUPPLEMENTAL INFORMATION

None

FINANCE & ACCOUNTING

BUDGET ORG

Fund: 101 General Fund
Dept: 013 Finance & Accounting
Category: County Central Services

KEY STAFF

Christina Shearer, Finance Director
Deanna Gravelle, Asst Finance Director

OVERVIEW

The Finance department oversees the County general accounting, budget, payroll, accounts payable, audit, and mail room activities. Finance staff provides support to all other County departments and maintains systems of financial controls and reporting to ensure accuracy and accountabililty over County funds. We ensure that the County meets the requirements of Oregon Local Budget Law and the governmental accounting standards of the Government Fiscal Officers Association.

MAJOR ACTIVITIES

- Payroll Processing
- Vendor Payment Processing
- Budget Management & Reporting
- Financial Reporting and Audit Coordination

FUNDING SOURCES

- General Fund
- Partially funded by indirect cost reimbursements from other operating funds.

REVENUE & EXPENDITURE SUMMARY

Fund 101, Dept 013 Finance & Accounting

	2019 - 20 Actual	2020 - 21 Actual	2021 - 22 Actual	2022 - 23 Budget	2023 - 24 Budget
Revenues					
Revenue					
Intergovernmental - State	$1,245,991	$0	$0	$0	$0
Miscellaneous	$267,514	$0	$0	$0	$0
Charges For Services	$0	$0	$62,909	$70,000	$80,000
REVENUE TOTAL	**$1,513,505**	**$0**	**$62,909**	**$70,000**	**$80,000**
Interfund Revenue					
Internal Cost Reimbursement	$1,045,194	$0	$0	$0	$0
INTERFUND REVENUE TOTAL	**$1,045,194**	**$0**	**$0**	**$0**	**$0**
REVENUES TOTAL	**$2,558,699**	**$0**	**$62,909**	**$70,000**	**$80,000**
Expenses					
Personnel Services					
Non-Represented	$450,456	$412,947	$453,990	$555,586	$581,404
Insurance	$111,479	$104,384	$116,469	$155,102	$147,324
Retirement	$53,129	$48,910	$58,081	$69,297	$72,366
Other Personnel Expenses	$36,912	$37,932	$47,286	$62,314	$60,890
Represented	$0	$0	$31,722	$34,022	$36,104
Overtime	$628	$1,962	$5,436	$0	$0
Part Time	$3,423	$0	$0	$0	$0
PERSONNEL SERVICES TOTAL	**$656,027**	**$606,135**	**$712,984**	**$876,321**	**$898,087**
Materials & Services					
Office Expense	$13,887	$54,468	$133,031	$164,775	$187,700
Other Contract Services	$20,259	$37,136	$32,777	$85,300	$80,000
Training & Professional Development	$5,363	$3,500	$1,269	$7,200	$9,700
Rent & Facilities Expense	$0	$0	$7,938	$8,000	$10,000
Program Expenses	$2,696	$14,326	$7,065	$400	$800
Internal Service Charges	$655	$1,675	$4,240	$8,900	$9,594
Travel	$5,078	$0	$105	$6,500	$6,500
Furniture & Equipment <$10K	$1,950	$146	$7,221	$1,750	$6,000
MATERIALS & SERVICES TOTAL	**$49,887**	**$111,250**	**$193,647**	**$282,825**	**$310,294**
EXPENSES TOTAL	**$705,914**	**$717,385**	**$906,631**	**$1,159,146**	**$1,208,381**
REVENUES LESS EXPENSES	**$1,852,785**	**-$717,385**	**-$843,722**	**-$1,089,146**	**-$1,128,381**

RECENT ACCOMPLISHMENTS

- Completed conversion to a new in house Payroll software system.
- Completed annual tax and benefit reporting within required timeframes.
- Completed Annual Audit with no findings.

GOALS & OBJECTIVES

- Continue implementation of OpenGov budget software platform
- Continue enhancement of project based financial reporting and tracking to assist departments with grant and other dedicated funds tracking.
- Evaluate indirect cost allocation methodologies and potential impacts to County funds and programs.

DEPARTMENT METRICS

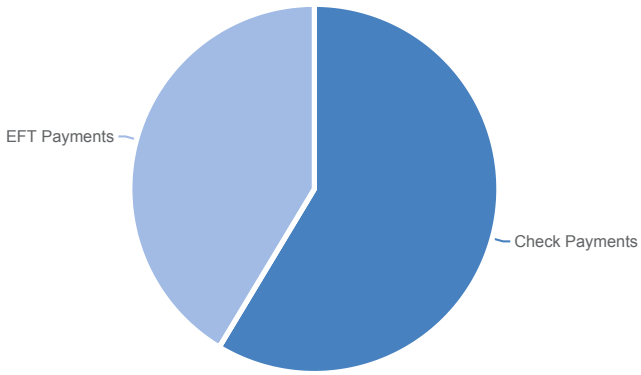

4,302
Payables in 2022

EXPENSE HISTORY

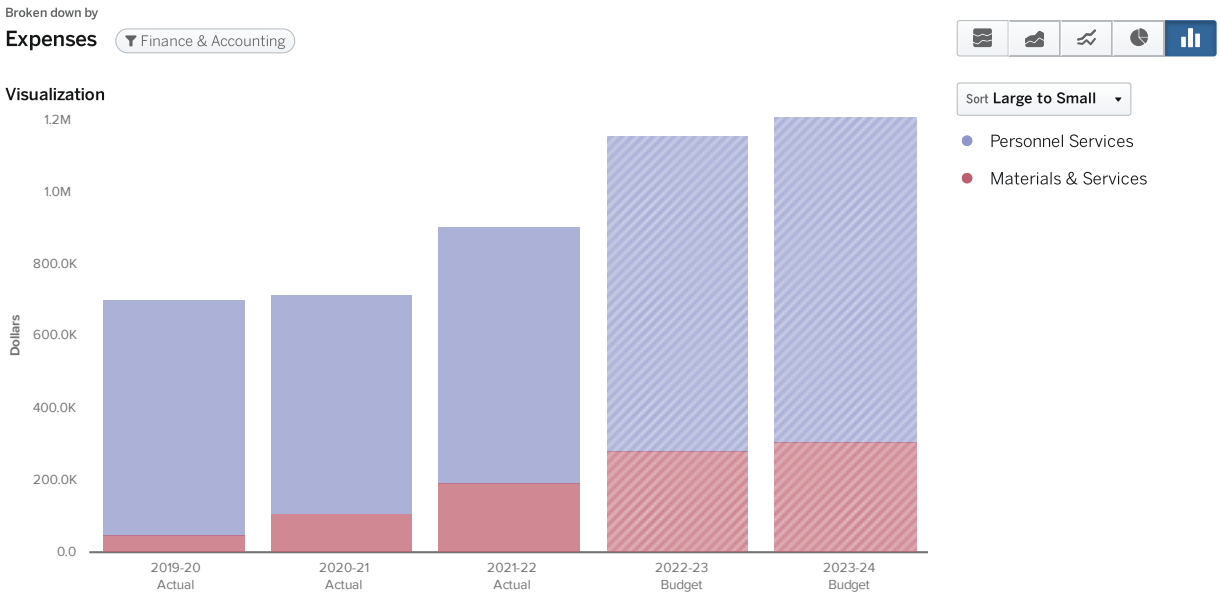

REVENUE HISTORY

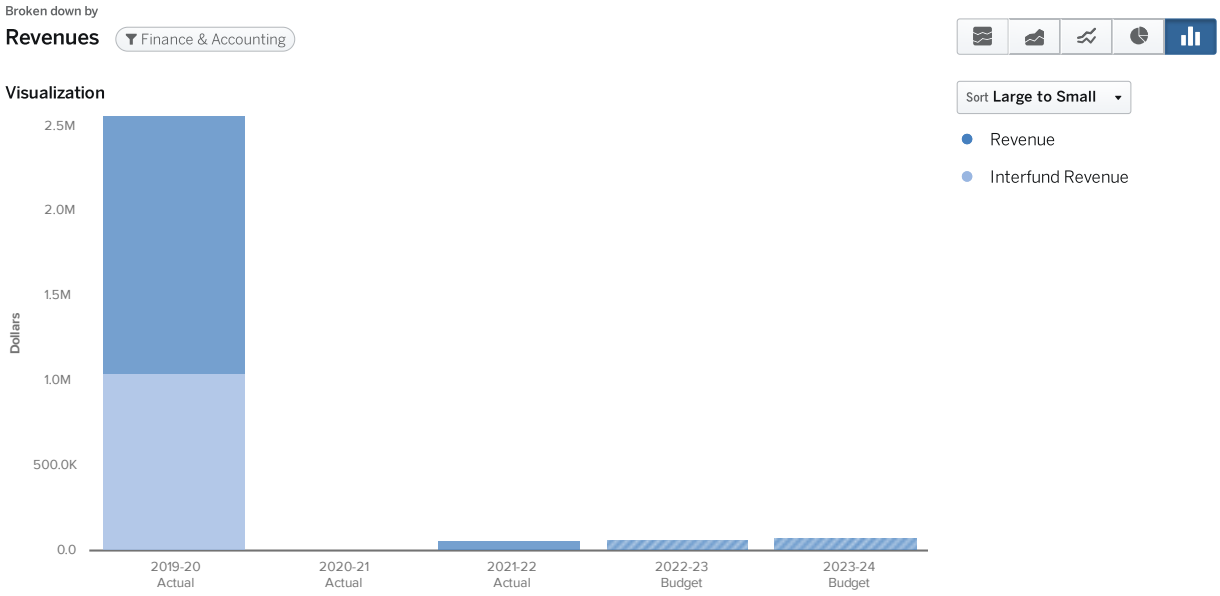

SIGNIFICANT CHANGES

The mailroom was merged into the Finance department in FY22. An additional Accounting Analyst was added in FY22 to meet the growing need for more sophisticated financial accounting and analysis.

SUPPLEMENTAL INFORMATION

None

FACILITIES MAINTENANCE SERVICES

BUDGET ORG

Fund: 101 General Fund
Dept: 912 Facilities Maintenance Services
Category: County Central Services

KEY STAFF

Roy Kinion, Public Works Director
Jack Whaley, Facilities Maintenance Supervisor

OVERVIEW

Facilities Maintenance Department oversees the maintenance and logistical support for all properties located within Lincoln County,

insuring staff and citizens have a safe, clean and serviceable work environment. The department also provides project management for renovations and enhancements associated with all County facilities. The Facilities Maintenance crew is responsible for the completion of scheduled work as well as 24 hour emergency response to unscheduled events.

MAJOR ACTIVITIES

- Maintain, supply, service and modify all existing county properties and equipment for all County facilities
- Provide project management and oversight for County Facilities Capital Projects

FUNDING SOURCES

- General Fund

REVENUE & EXPENDITURE SUMMARY

Facilities Maintenance Expenses & Revenues

	2019 - 20 Actual	2020 - 21 Actual	2021 - 22 Actual	2022 - 23 Budget	2023 - 24 Budget
Revenues					
Transfers In					
Interfund Transfers In	$15,000	$15,000	$28,000	$33,000	$33,000
TRANSFERS IN TOTAL	**$15,000**	**$15,000**	**$28,000**	**$33,000**	**$33,000**
REVENUES TOTAL	**$15,000**	**$15,000**	**$28,000**	**$33,000**	**$33,000**
Expenses					
Materials & Services					
Other Contract Services	$230,771	$224,046	$179,203	$241,980	$250,000
Rent & Facilities Expense	$167,540	$101,027	$234,345	$239,000	$299,000
Office Expense	$164,506	$158,381	$173,164	$194,100	$204,100
Program Expenses	$160,004	$135,862	$119,139	$102,500	$103,000
Furniture & Equipment <$10K	$118,946	$78,200	$92,591	$90,000	$90,000
Internal Service Charges	$16,387	$18,459	$15,955	$15,800	$39,555
Training & Professional Development	$1,443	$1,858	$1,851	$4,000	$5,500
Travel	$0	$0	$2,362	$2,200	$1,000
MATERIALS & SERVICES TOTAL	**$859,596**	**$717,833**	**$818,610**	**$889,580**	**$992,155**
Personnel Services					
Represented	$237,224	$248,519	$263,312	$241,645	$255,017
Insurance	$91,336	$89,491	$87,767	$134,930	$93,569
Non-Represented	$93,468	$95,265	$96,260	$98,926	$101,651
Other Personnel Expenses	$42,769	$48,469	$45,790	$43,206	$39,170
Retirement	$38,878	$40,957	$43,320	$39,890	$39,948
Overtime	$14,368	$17,810	$24,480	$15,000	$25,000
Holiday & Special Rate Pay	$2,268	$1,944	$1,920	$2,160	$1,584
PERSONNEL SERVICES TOTAL	**$520,311**	**$542,455**	**$562,848**	**$575,757**	**$555,939**
Capital Expenditures					
Capital Expenditures	$147,168	$105,275	$0	$0	$0
CAPITAL EXPENDITURES TOTAL	**$147,168**	**$105,275**	**$0**	**$0**	**$0**
EXPENSES TOTAL	**$1,527,075**	**$1,365,564**	**$1,381,459**	**$1,465,337**	**$1,548,094**
REVENUES LESS EXPENSES	**-$1,512,075**	**-$1,350,564**	**-$1,353,459**	**-$1,432,337**	**-$1,515,094**

RECENT ACCOMPLISHMENTS

- Waldport Clinic acquisition
- Jail improvement and ADA modification
- COVID safety protocol implementation

GOALS & OBJECTIVES

- Expansion of the Facilities Maintenance Department to keep pace with growing County services and logistical requirements.
- Transit Office expansion
- Completion of Animal Shelter Relocation
- Implementation of Commons Master plan

DEPARTMENT METRICS

- Facilities Maintenance crew processes an average of 1400 unscheduled work requests annually.
- Facilities Maintenance crew performs approximately 1000 preventative maintenance functions annually.

EXPENSE HISTORY

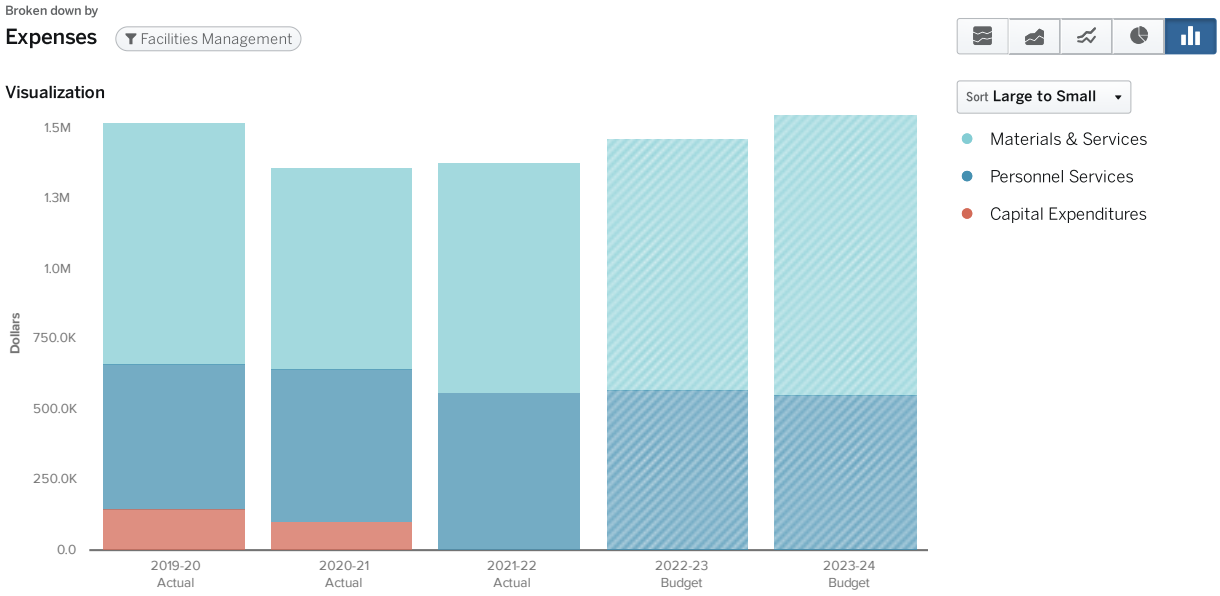

SIGNIFICANT CHANGES

- Lincoln County has increased services and facilities to meet the growing needs of our community.
- Lincoln County has recently increased the number of maintained facilities from 58 to 70

SUPPLEMENTAL INFORMATION

None

INFORMATION TECHNOLOGY

BUDGET ORG

Fund: 101 General Fund
Dept: 913 Information Technology
Category: County Central Services

KEY STAFF

Todd Richmond, IT Director

OVERVIEW

The IT Department manages all computer, phone, and network services for the county. IT staff provides all levels of support to county users, while maintaining compliance with a number of audits.

MAJOR ACTIVITIES

IT acts as a force multiplier by providing

- Helpdesk support
- Network support
- Application support
- Phone system support
- Long term planning
- Audit support
- Remote access and mobile workforces support

FUNDING SOURCES

- General Fund
- Partially funded by indirect cost reimbursements from other operating funds.

REVENUE & EXPENDITURE SUMMARY

Information Technology Expenses & Revenues

	2019 - 20 Actual	2020 - 21 Actual	2021 - 22 Actual	2022 - 23 Budget	2023 - 24 Budget
Revenues					
Revenue					
Miscellaneous	$45	$0	$0	$0	$0
REVENUE TOTAL	**$45**	**$0**	**$0**	**$0**	**$0**
REVENUES TOTAL	**$45**	**$0**	**$0**	**$0**	**$0**
Expenses					
Materials & Services					
Office Expense	$293,321	$268,786	$439,378	$593,000	$897,700
IT Software & Equipment	$195,800	$312,808	$397,992	$620,000	$768,200
Other Contract Services	$138,374	$396,870	$337,764	$396,500	$230,000
Furniture & Equipment <$10K	$206,654	$211,150	$103,865	$176,300	$212,000
Internal Service Charges	$989	$2,400	$2,638	$2,700	$2,990
Training & Professional Development	$2,241	$1,252	$361	$2,100	$1,200
Travel	$622	$0	$965	$2,350	$2,350
MATERIALS & SERVICES TOTAL	**$838,002**	**$1,193,266**	**$1,282,962**	**$1,792,950**	**$2,114,440**
Personnel Services					
Non-Represented	$309,754	$337,337	$398,658	$430,127	$452,427
Represented	$210,992	$212,045	$215,391	$236,400	$262,740
Insurance	$149,891	$153,884	$183,135	$205,321	$203,099
Retirement	$60,583	$63,618	$71,703	$76,986	$82,226
Other Personnel Expenses	$45,415	$51,572	$60,422	$71,811	$71,489
Holiday & Special Rate Pay	$2,415	$2,100	$1,890	$1,800	$1,800
Overtime	$1,953	$0	$84	$1,000	$0
PERSONNEL SERVICES TOTAL	**$781,001**	**$820,557**	**$931,283**	**$1,023,445**	**$1,073,780**
EXPENSES TOTAL	**$1,619,003**	**$2,013,824**	**$2,214,244**	**$2,816,395**	**$3,188,220**
REVENUES LESS EXPENSES	**-$1,618,958**	**-$2,013,824**	**-$2,214,244**	**-$2,816,395**	**-$3,188,220**

RECENT ACCOMPLISHMENTS

- Finished migration to Office365 from Google apps. This year has been focused on security and stability of the system.
- Annual replacement of hardware, over 100 machines were imaged and deployed.
- Upgrade to our firewall and implementation of MFA.
- Upgraded our network core to new equipment.
- Expanded our backup systems to include cloud locations.
- Deployed MAF to VPN and Office365.

GOALS & OBJECTIVES

- Maintain support level and response time of 15 minutes.
- Focus on CJIS, HIPPA, and Cyber Security Insurance compliance
- Formalize retention schedule for file and email
- Start the migration to Windows 11
- Start the migration of 100 servers to Windows Server 2019
- Maintain current patch levels
- Start replacement of old phones (actual handsets)
- Finish license migration to Office365 E5
- Finish migration to Windows Enterprise licensing

DEPARTMENT METRICS

- This year we are on track to close 7500 ticket and 8000 phone calls for support, which is up from around 6400 tickets last year. We attempt to maintain a 15 minute first contact policy that gets help to uses quickly and efficiently so they can get back to work. This does not include the work done on projects like upgrading our VPN and network equipment.

- We currently support almost 600 users, contractors and volunteers. Our network consists of almot 1700 devices across the entire county, connected by fiber and routed back to our core switch. This requires us to support and maintain equipment in every location the county has a presence.

EXPENSE HISTORY

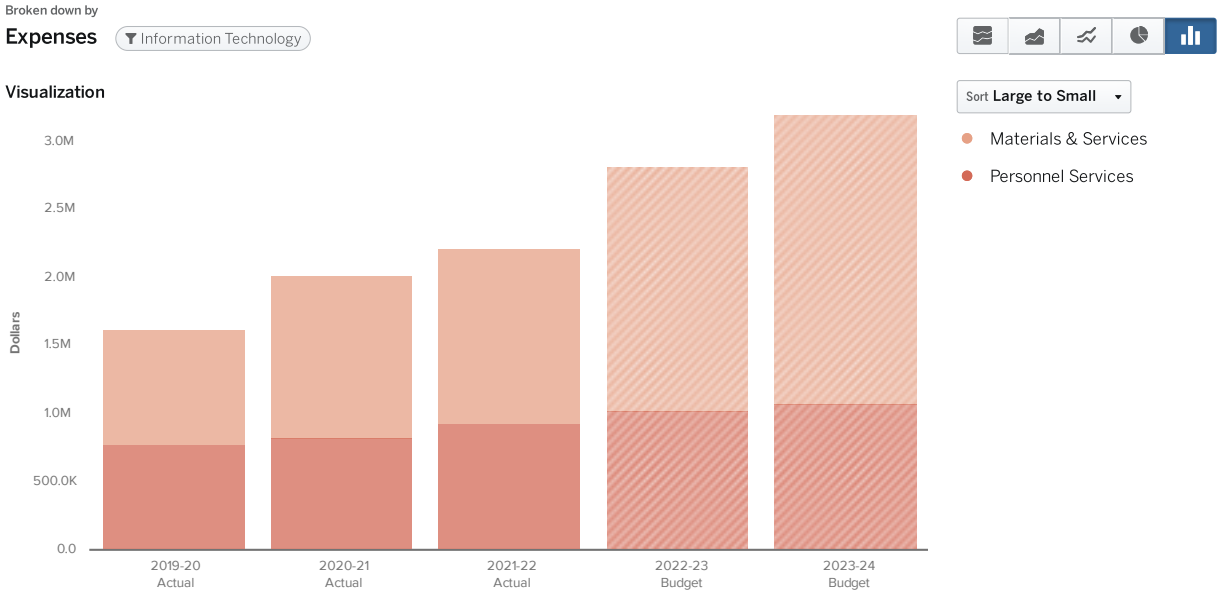

SIGNIFICANT CHANGES

Through a partnership with Health and Human Resources we were able to hire a second User Support Specialist (helpdesk).

SUPPLEMENTAL INFORMATION

None

HUMAN RESOURCES

BUDGET ORG

Fund: 101 General Fund
Dept: 950 Human Resources
Category: County Central Services

KEY STAFF

David Collier, Human Resources Director
Jayleen Cook, Asst Human Resources Director

OVERVIEW

The Human Resources department provides support to internal and external customers on all personnel related matters from hire to retire. As Human Resource professionals, we assist employees, supervisors, and the Board of Commissioners in interpreting County rules, policies, and procedures. The Human Resources department assists with negotiations and the administration of collective bargaining agreements.

MAJOR ACTIVITIES

- Recruitment and Retention
- Employee Relations
- Administration of benefits and classification and compensation plans
- Promoting a safe and healthy working environment
- Ensuring compliance with applicable employment law

FUNDING SOURCES

- General Fund

REVENUE & EXPENDITURE SUMMARY

Human Resources Expenses & Revenues

	2019 - 20 Actual	2020 - 21 Actual	2021 - 22 Actual	2022 - 23 Budget	2023 - 24 Budget
Revenues					
Revenue					
Miscellaneous	$512	$0	$0	$0	$0
REVENUE TOTAL	**$512**	**$0**	**$0**	**$0**	**$0**
REVENUES TOTAL	**$512**	**$0**	**$0**	**$0**	**$0**
Expenses					
Personnel Services					
Non-Represented	$342,551	$337,709	$384,375	$388,579	$410,587
Insurance	$85,093	$80,609	$89,499	$115,604	$130,737
Retirement	$41,234	$40,579	$46,094	$46,183	$48,749
Other Personnel Expenses	$30,590	$31,761	$36,756	$41,831	$40,351
Part Time	$11,060	$0	$0	$10,000	$0
Holiday & Special Rate Pay	$555	$720	$855	$720	$2,040
PERSONNEL SERVICES TOTAL	**$511,083**	**$491,379**	**$557,580**	**$602,917**	**$632,464**
Materials & Services					
Office Expense	$31,597	$27,611	$41,635	$47,400	$51,650
Other Contract Services	$58,549	$14,211	$21,565	$42,000	$32,000
Program Expenses	$11,403	$10,961	$7,095	$33,000	$33,000
Training & Professional Development	$5,706	$5,880	$2,678	$12,500	$12,500
Travel	$1,892	$1,055	$782	$8,000	$8,000
Internal Service Charges	$720	$1,450	$1,450	$1,800	$1,625
Furniture & Equipment <$10K	$0	$0	$771	$2,000	$2,000
Client Services	$0	$272	$281	$1,000	$1,000
MATERIALS & SERVICES TOTAL	**$109,866**	**$61,440**	**$76,256**	**$147,700**	**$141,775**
EXPENSES TOTAL	**$620,949**	**$552,818**	**$633,836**	**$750,617**	**$774,239**
REVENUES LESS EXPENSES	**-$620,437**	**-$552,818**	**-$633,836**	**-$750,617**	**-$774,239**

RECENT ACCOMPLISHMENTS

- Streamlined the Onboarding process
- Onboarded 117 employees in 2022
- Provided a baseline supervisor training to all supervisors

GOALS & OBJECTIVES

- County wide trainings
- Reduce "Time to Fill"
- Roll out Paid Leave Oregon Equivalent Program

DEPARTMENT METRICS

- Time to fill-For the calendar year 2022, the average for time to fill was 112 days. This is from the day the requisition to fill the position is submitted to the day the new employee starts in that role.
- Benefits as a percentage of salary varies based on insurance coverage but falls between 40% (individual coverage) and 68% (family coverage) for an individual making an annual salary of $65,000.

EXPENSE HISTORY

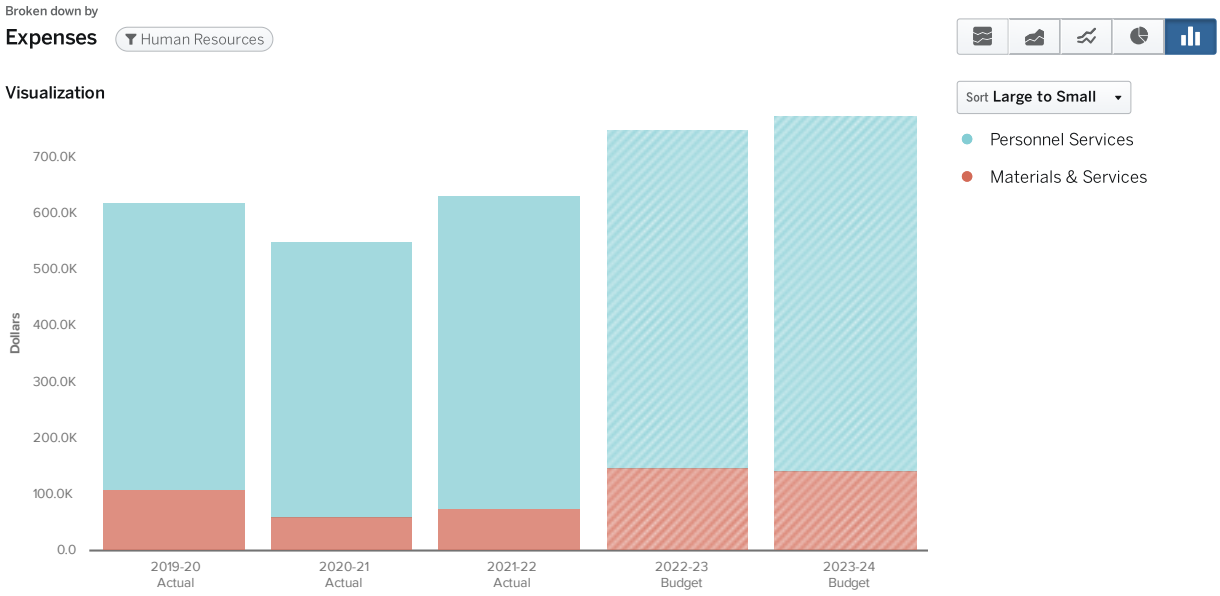

SIGNIFICANT CHANGES

None

SUPPLEMENTAL INFORMATION

None

PUBLIC SAFETY SUMMARY

OVERVIEW

The General Government grouping of Departments includes the Sheriff, District Attorney, and Community justice departments and programs.

MAJOR ACTIVITIES

- Sheriff Patrol
- Jail
- Emergency Services
- District Attorney
- Support Enforcement
- Victims Assistance
- Juvenile Services
- Work Crew

FUNDING SOURCES

- General Funds
- Intergovernmental
  - Federal, State, & Local
- Charges for Services
- Permits & Fees

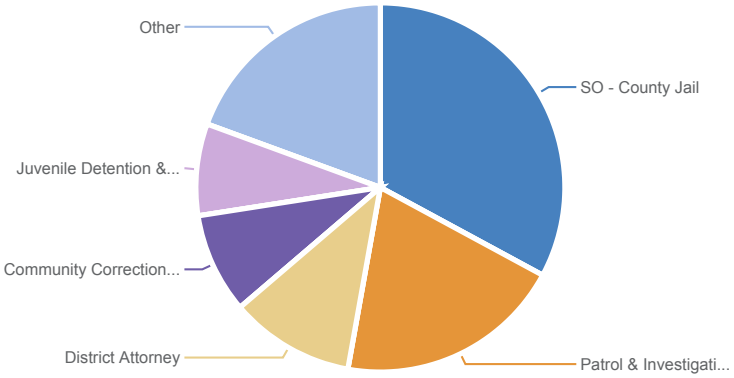

$21,251,700.84
Expenses in 2022

EXPENDITURE SUMMARY

General Fund Public Safety by Department (Pie)

	2019 - 20 Actual	2020 - 21 Actual	2021 - 22 Actual	2022 - 23 Budget	2023 - 24 Budget
SO - County Jail	$6,104,619	$6,100,526	$6,988,557	$7,193,631	$6,697,714
Patrol & Investigations	$4,145,793	$4,443,428	$4,237,270	$4,857,634	$5,397,449
District Attorney	$2,243,255	$2,268,261	$2,321,130	$2,799,145	$2,926,888
Juvenile Detention & Shelter	$2,025,838	$1,797,845	$1,709,103	$2,431,246	$2,517,209
Community Corrections (P&P)	$1,968,054	$2,220,200	$1,869,187	$141,730	$0
SO - Jail Health Services	$800,860	$818,170	$844,817	$1,146,961	$1,334,426
Sheriff's Support Services	$634,463	$661,010	$624,727	$757,647	$840,770
Sheriff'S Office Administration	$613,184	$557,963	$609,320	$772,940	$770,149
Emergency Services	$272,134	$323,177	$456,531	$386,439	$360,574
Child Support Enforcement	$303,507	$243,586	$328,215	$351,038	$365,508
SO - Marine Patrol	$235,633	$296,965	$278,750	$347,836	$345,709
Stepping Up Initiative Grant	$179,014	$254,445	$231,604	$525,266	$228,186
P&P Work Crew	$169,276	$389,408	$177,763	$318,011	$305,179
HB 3194 Funding/Transitional Housing	$366,676	$381,748	$95,856	$0	$0
VOCA Grant	$155,131	$134,875	$133,496	$193,113	$201,805
SO - Solid Waste/Forest Contract	$117,131	$123,645	$76,200	$139,240	$159,711
"My Sister's Place" Grant	$117,224	$121,026	$122,406	$130,199	$100,243
Downward Departure Program	$251,462	$200,652	$25,511	$0	$0
Drug Court/Specialty Courts	$170,029	$209,320	$58,942	$0	$0
Medical Examiner	$50,884	$47,557	$46,938	$79,000	$127,720
Victim's Assistance Program	$27,450	$17,302	$15,379	$62,872	$91,791
TOTAL	**$20,951,617**	**$21,611,107**	**$21,251,701**	**$22,633,948**	**$22,771,030**

DISTRICT ATTORNEY

- DA's Office
- Child Support Enforcement
- Medical Examiner
- "My Sister's Place" Grant
- Victim's Assistance
- VOCA Grant

SHERIFF

- Jail
- Jail Health Services
- Patrol & Investigations
- Forest Patrol
- Marine Patrol
- Emergency Management
- Stepping Up Initiative
- Sheriff's Support Services
- Sheriff's Office Admin

COMMUNITY JUSTICE

- Juvenile Detention & Shelter
- Work Crew

DISTRICT ATTORNEY

BUDGET ORG

Fund: 101 General Fund
Dept: 130 District Attorney
Category: Public Safety

KEY STAFF

Lanee Danforth, District Attorney
Lynn Howard, Chief Deputy District Attorney
Anna Semple, Administrative Chief
Ellen Branford, Executive Chief

OVERVIEW

The District Attorney's Office prosecutes all misdemeanor and felony crimes in Lincoln County. Local law enforcement agencies investigate crimes and submit their completed investigations to the District Attorney's Office. The District Attorney reviews those investigations and determines if there is sufficient evidence to file criminal charges. When criminal charges are filed, the District Attorney's Office pursues justice on behalf of crime victims and the community.

The District Attorney's Office collaborates with community partners to ensure the safety of Lincoln County citizens by participating in a variety of multidisciplinary teams focused on child abuse, elder abuse, sexual assault, domestic violence, human trafficking, crashes, and major crimes.

The District Attorney's Office, in conjunction with the Lincoln County Medical Examiner, is also responsible for investigating all unattended deaths in Lincoln County.

MAJOR ACTIVITIES

- Prosecution of misdemeanor and felony crimes
- Enforcing crime victims' rights
- Advising and assisting law enforcement agencies 24/7
- Daily court appearances
- Death investigations

FUNDING SOURCES

- General Fund
- Partially funded by cost reimbursement from discovery fees

REVENUE & EXPENDITURE SUMMARY

District Attorney Expenses & Revenues

	2019 - 20 Actual	2020 - 21 Actual	2021 - 22 Actual	2022 - 23 Budget	2023 - 24 Budget
Revenues					
Revenue					
Charges For Services	$74,219	$80,493	$92,908	$90,000	$95,000
REVENUE TOTAL	**$74,219**	**$80,493**	**$92,908**	**$90,000**	**$95,000**
REVENUES TOTAL	**$74,219**	**$80,493**	**$92,908**	**$90,000**	**$95,000**
Expenses					
Personnel Services					
Represented	$1,078,962	$1,068,995	$1,119,005	$1,358,656	$1,348,222
Insurance	$350,605	$358,903	$369,052	$463,572	$578,430
Non-Represented	$299,330	$279,258	$299,463	$279,926	$296,365
Retirement	$161,773	$156,549	$162,003	$184,564	$185,503
Other Personnel Expenses	$131,394	$142,106	$141,243	$178,899	$166,397
Part Time	$25,098	$55,878	$24,280	$54,444	$35,848
Elected Officials	$14,888	$23,964	$23,826	$23,784	$25,871
Holiday & Special Rate Pay	$3,745	$1,730	$0	$0	$2,530
Overtime	$346	$1,268	$660	$0	$2,400
PERSONNEL SERVICES TOTAL	**$2,066,140**	**$2,088,652**	**$2,139,530**	**$2,543,845**	**$2,641,566**
Materials & Services					
Office Expense	$44,147	$83,152	$67,788	$79,000	$78,000
Program Expenses	$46,409	$24,046	$37,488	$49,750	$61,100
Training & Professional Development	$38,274	$30,995	$32,391	$43,800	$48,800
Other Contract Services	$18,608	$22,163	$15,901	$29,000	$29,000
Internal Service Charges	$11,686	$17,812	$17,743	$17,900	$25,573
Travel	$14,169	$1,141	$4,682	$27,550	$27,550
Furniture & Equipment <$10K	$3,821	$301	$5,608	$8,000	$15,000
Client Services	$0	$0	$0	$300	$300
MATERIALS & SERVICES TOTAL	**$177,115**	**$179,610**	**$181,600**	**$255,300**	**$285,323**
EXPENSES TOTAL	**$2,243,255**	**$2,268,261**	**$2,321,130**	**$2,799,145**	**$2,926,888**
REVENUES LESS EXPENSES	**-$2,169,036**	**-$2,187,768**	**-$2,228,223**	**-$2,709,145**	**-$2,831,888**

RECENT ACCOMPLISHMENTS

- Hired a bilingual Front Desk Legal Assistant and bilingual Grand Jury Coordinator to ensure we are providing adequate and equitable services to Spanish speaking crime victims and witnesses.

- In response to the passage of measure 110 (the law effectively decriminalizing drug possession in Oregon), we have worked collaboratively with local law enforcement agencies to investigate and prosecute drug dealers in Lincoln County, resulting in large quantities of dangerous drugs, such as fentanyl, being removed from our streets.

- We are one of two District Attorneys' Offices in Oregon with a Digital Forensic Analyst position. We have utilized that position by taking a proactive approach to cases involving the sexual abuse and exploitation of children by investigating and expeditiously prosecuting predators in possession of Child Sexual Abuse Material (formerly referred to as "child pornography") in Lincoln County. In 2020, the District Attorney's Office did not prosecute one Child Sexual Abuse Material case. In 2022, we prosecuted 18 cases involving the possession and distribution of Child Sexual Abuse Material. That accomplishment was made possible because of collaboration with law enforcement and the use of our Digital Forensic Analyst.

GOALS & OBJECTIVES

- Create a Digital Forensics laboratory in the Lincoln County District Attorney's Office to increase and improve the prosecution of cases involving child sexual abuse and exploitation, financial elder abuse, drug deliveries, and major crimes. The laboratory will also ensure we remain in compliance with digital discovery and evidence retention requirements.

- Collaborate with local law enforcement agencies to reimplement the Lincoln County Interagency Narcotics Team to promote the safety of our community by investigating and prosecuting drug dealers and removing dangerous drugs from Lincoln County.

- Continue to work collaboratively and creatively with community partners and the courts to ensure Lincoln County's Specialty Court Programs, including Drug and Hope Court, Mental Health and Wellness Court, and Family Support Court, remain in full effect despite the decriminalization of drugs in Oregon.

DEPARTMENT METRICS

- In 2022 the District Attorney's Office filed 1,904 criminal cases, totaling 4,875 misdemeanor and felony crimes. Approximately 24% of the total crimes charged involved domestic violence and/or child abuse. Approximately 37% of the crimes charged were property offenses.

- Between 2017 and 2021, the District Attorney's Office filed a total of 57 charges involving Child Sexual Abuse Material (formerly referred to as "child pornography). With the help of local law enforcement partners and our Digital Forensic Analyst, the District Attorney's Office filed 617 charges involving Child Sexual Abuse Material in 2022.

EXPENSE HISTORY

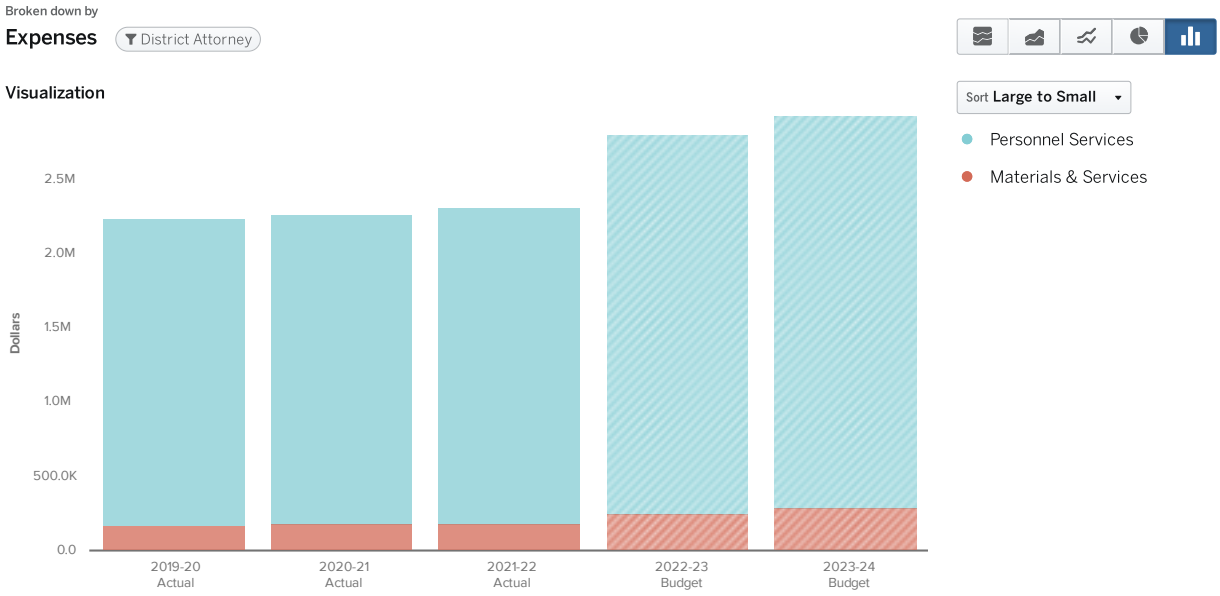

REVENUE HISTORY

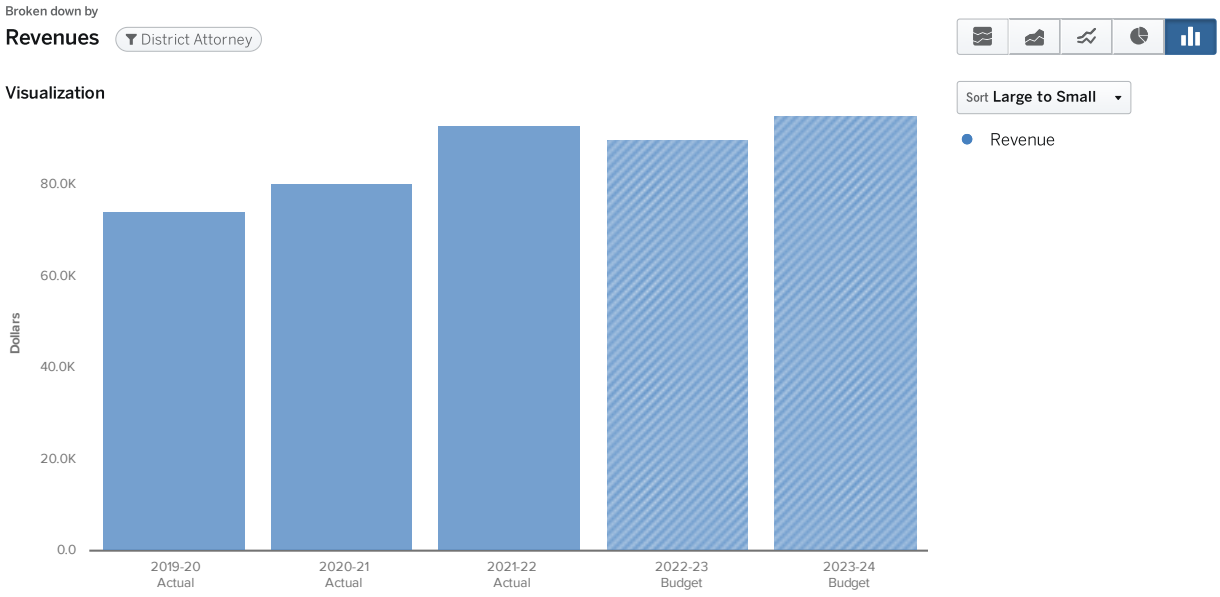

SIGNIFICANT CHANGES

None

SUPPLEMENTAL INFORMATION

None

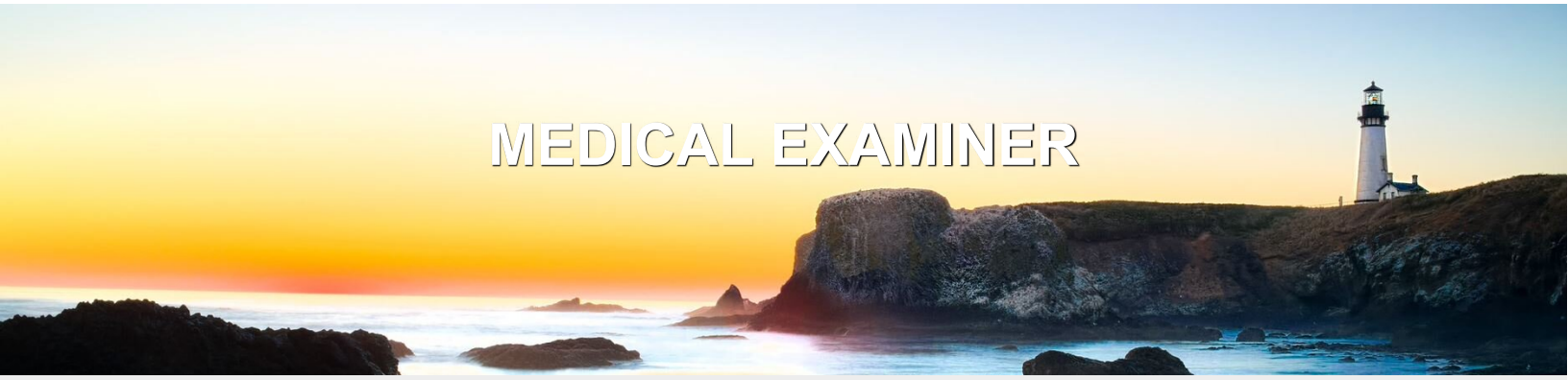

MEDICAL EXAMINER

BUDGET ORG

Fund: 101 General Fund
Dept: 134 Medical Examiner
Category: Public Safety

KEY STAFF

Lanee Danforth, District Attorney
Marilyn Fraser, Medical Examiner

OVERVIEW

In collaboration with the District Attorney and local law enforcement agencies, the Medical Examiner investigates all unattended deaths in Lincoln County. The Medical Examiner processes death certificates and ensures all statutorily mandated information is accurately entered in a statewide database. In addition to conducting death investigations, the Medical Examiner participates in an annual review of all child fatalities in Lincoln County. Medical Examiner services are contracted with a local physician, who works closely with the District Attorney, the District Attorney's Detective, law enforcement personnel, and Lincoln County's Major Crime Team.

MAJOR ACTIVITIES

- Death Investigations
- Facilitates disposition of remains through consultation with families.
- Child Fatality Review

FUNDING SOURCES

- General Fund

REVENUE & EXPENDITURE SUMMARY

Medical Examiner Expenses & Revenues

	2019 - 20 Actual	2020 - 21 Actual	2021 - 22 Actual	2022 - 23 Budget	2023 - 24 Budget
Expenses					
Materials & Services					
Other Contract Services	$49,050	$43,815	$43,155	$76,000	$124,720
Program Expenses	$1,353	$3,262	$3,302	$2,400	$2,400
Office Expense	$480	$480	$480	$600	$600
MATERIALS & SERVICES TOTAL	**$50,884**	**$47,557**	**$46,938**	**$79,000**	**$127,720**
EXPENSES TOTAL	**$50,884**	**$47,557**	**$46,938**	**$79,000**	**$127,720**
REVENUES LESS EXPENSES	**-$50,884**	**-$47,557**	**-$46,938**	**-$79,000**	**-$127,720**

RECENT ACCOMPLISHMENTS

- There has been a significant increase in the number of unattended deaths in Lincoln County over the past several years. The Medical Examiner implemented a program, which provides law enforcement personnel the opportunity to become certified Medicolegal Death Investigators to assist in death investigations. The implementation of that program has been instrumental in ensuring compliance with statutory mandates given the increased number of unattended deaths we continue to see each year.

- The Medical Examiner and Medicolegal Death Investigators have provided training to law enforcement on how to conduct proper death investigations. Those trainings have resulted in a focus on overdose deaths from illicit drug use. The Medical Examiner can help determine if illicit drug use contributed to the cause of death and if it did, law enforcement can investigate where those illicit drugs came from and hold offenders accountable for dealing potentially fatal substances such as fentanyl.

- Created an informational brochure for the family members of deceased individuals that provides guidance on what happens next in the death investigation process along with contact information for the Funeral Home, the District Attorney's Office, and Medical Examiner.

GOALS & OBJECTIVES

- Continue to build a sustainable and robust Medical Examiner Program to ensure these services remain available in Lincoln County, thus saving taxpayers a significant amount of money each fiscal year.

- Recruit, train, and certify more Medicolegal Death Investigators in Lincoln County.

- Provide easily accessible information on the District Attorney's Office website about the Medical Examiner program, including who to contact if a loved one dies in Lincoln County and the process that must take place after a death occurs.

DEPARTMENT METRICS

The number of unattended deaths in Lincoln County has risen significantly since 2019. Each unattended death requires hours of comprehensive investigation and reporting requirements by law enforcement, the District Attorney, and the Medical Examiner.

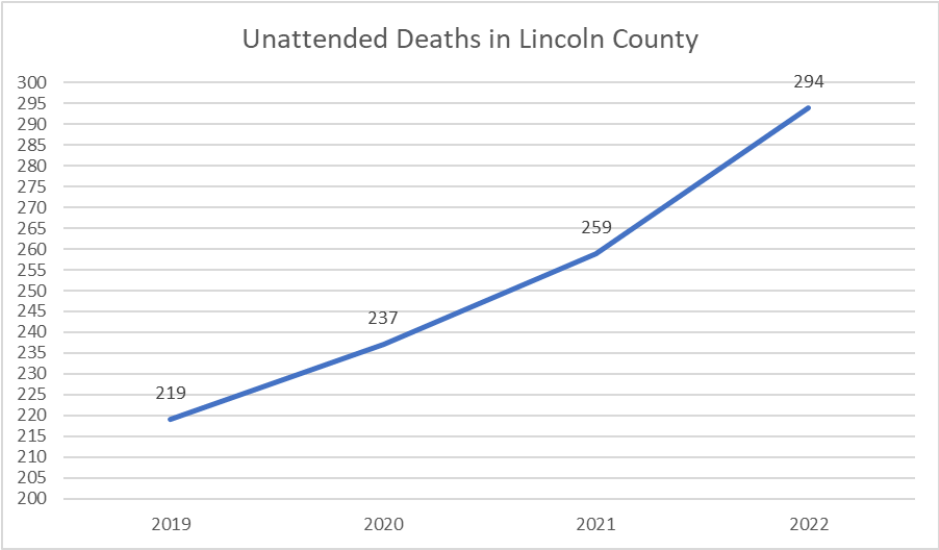

EXPENSE HISTORY

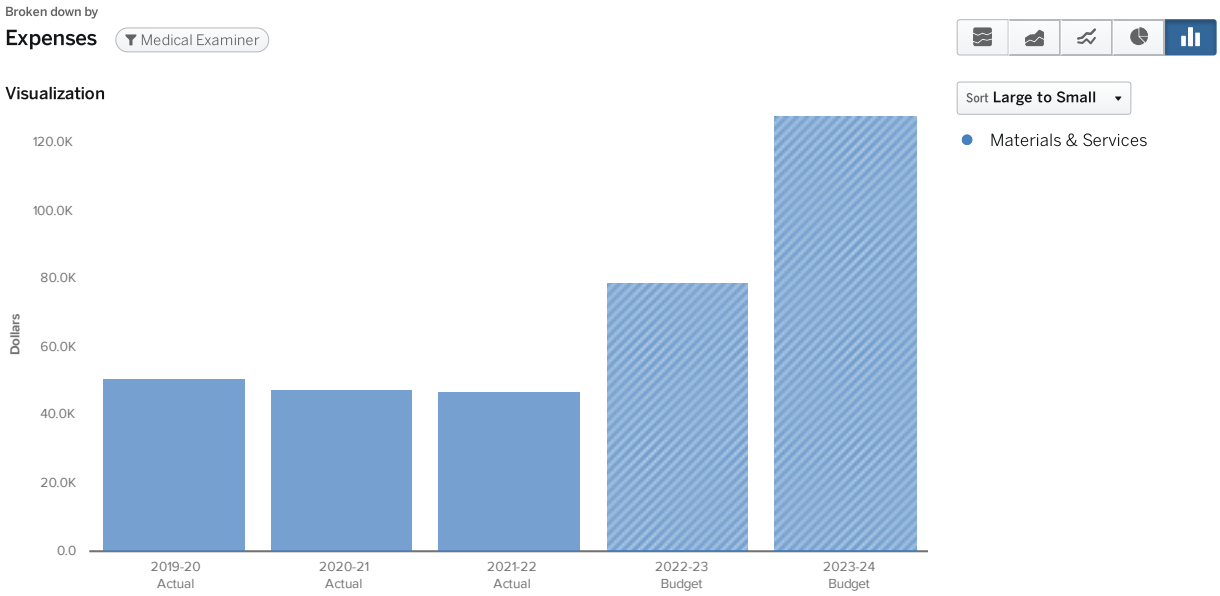

SIGNIFICANT CHANGES

None

SUPPLEMENTAL INFORMATION

None

CHILD SUPPORT ENFORCEMENT

BUDGET ORG

Fund: 101 General Fund
Dept: 135 Child Support Enforcement
Category: Public Safety

KEY STAFF

Lanee Danforth, District Attorney
Ellen Branford, Executive Chief
Kylie Andrisa, Deputy District Attorney

OVERVIEW

Child Support Enforcement is responsible for collecting current and past due child support payments on behalf of those to whom payments are due. When child support is not collected voluntarily and is past due, Child Support Enforcement takes legal action by way of license suspensions, filing contempt charges subject to jail penalties, etc.

MAJOR ACTIVITIES

- Collect current and past due child support payments.
- Set up child support payment arrangements to try and reduce the amount of fines and interest fees so that money goes to the child rather than fees.
- Take legal action when child support is past due.

FUNDING SOURCES

- Federal and state funds through the Oregon Department of Justice

REVENUE & EXPENDITURE SUMMARY

Child Support Enforcement Expenses & Revenues

	2019 - 20 Actual	2020 - 21 Actual	2021 - 22 Actual	2022 - 23 Budget	2023 - 24 Budget
Revenues					
Revenue					
Intergovernmental - Federal	$232,371	$180,679	$187,645	$245,100	$265,940
REVENUE TOTAL	**$232,371**	**$180,679**	**$187,645**	**$245,100**	**$265,940**
REVENUES TOTAL	**$232,371**	**$180,679**	**$187,645**	**$245,100**	**$265,940**
Expenses					
Personnel Services					
Represented	$197,091	$148,070	$210,027	$216,704	$224,805
Insurance	$60,194	$57,037	$65,279	$67,542	$72,474
Retirement	$21,722	$16,246	$23,268	$23,837	$24,729
Other Personnel Expenses	$16,859	$13,813	$20,250	$22,305	$22,015
Holiday & Special Rate Pay	$378	$108	$0	$0	$0
PERSONNEL SERVICES TOTAL	**$296,243**	**$235,274**	**$318,823**	**$330,388**	**$344,023**
Materials & Services					
Office Expense	$7,264	$6,251	$8,145	$14,250	$14,750
Travel	$0	$0	$0	$2,900	$2,900
Furniture & Equipment <$10K	$0	$2,060	$0	$1,500	$1,500
Internal Service Charges	$0	$0	$825	$900	$935
Other Contract Services	$0	$0	$295	$400	$700
Client Services	$0	$0	$126	$400	$400
Training & Professional Development	$0	$0	$0	$300	$300
MATERIALS & SERVICES TOTAL	**$7,264**	**$8,312**	**$9,391**	**$20,650**	**$21,485**
EXPENSES TOTAL	**$303,507**	**$243,586**	**$328,215**	**$351,038**	**$365,508**
REVENUES LESS EXPENSES	**-$71,136**	**-$62,907**	**-$140,570**	**-$105,938**	**-$99,568**

RECENT ACCOMPLISHMENTS

- Child Support Enforcement worked diligently to recover hundreds of thousands of dollars of past due child support payments, including payments exceeding $15,000, without needing to take legal action by filing contempt charges with the court.
- Child Support Enforcement collected $2,848,147 in owed child support from October 1, 2021 to September 30, 2022.

GOALS & OBJECTIVES

- Continue collecting current and past due child support payments to ensure children are receiving support they are entitled to under the law.

DEPARTMENT METRICS

- Our Child Support Enforcement division of the District Attorney's office collected $2,848,147 in child support from October 1, 2021 to September 30, 2022. Our Child Support division is currently handling 656 cases, in addition to assisting and communicating with other county offices, as cases frequently change jurisdictions.

EXPENSE HISTORY

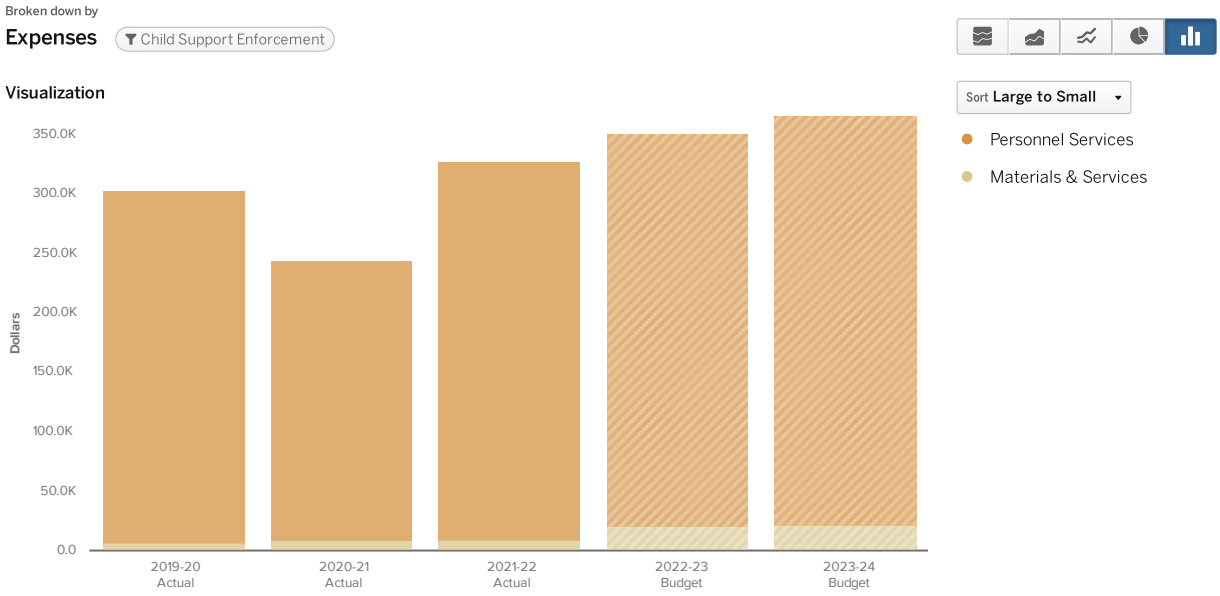

REVENUE HISTORY

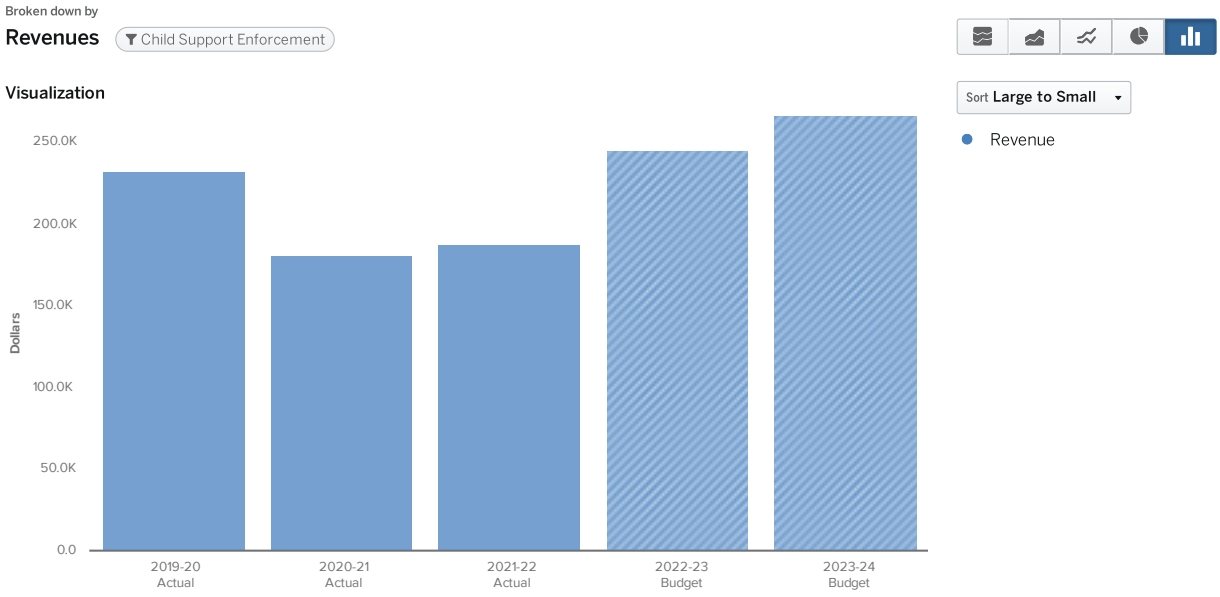

SIGNIFICANT CHANGES

None

SUPPLEMENTAL INFORMATION

None

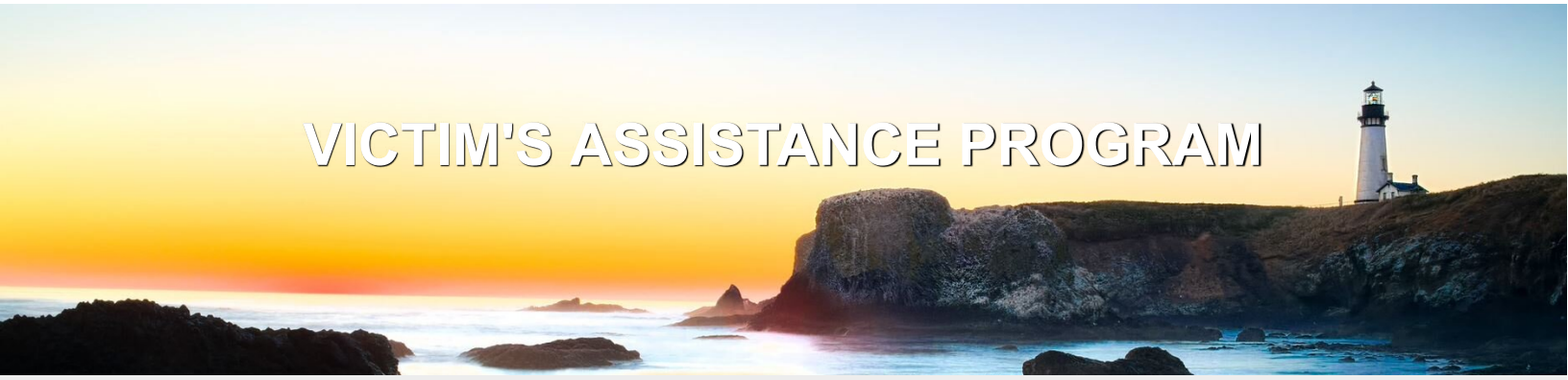

VICTIM'S ASSISTANCE PROGRAM

BUDGET ORG

Fund: 101 General Fund
Dept: 150 Victim's Assistance Program
Category: Public Safety

KEY STAFF

Lanee Danforth, District Attorney
Ellen Branford, Executive Chief

OVERVIEW

The Victims Assistance Program in the District Attorney's Office provides direct services for crime victims, including but not limited to, notification of crime victims' rights, notification of court proceedings, assistance with resources referral, assistance with crime victim compensation applications, and advocacy in court proceedings. Every crime victim has constitutional rights, just like every defendant who is charged with a crime. The District Attorney's Office aims to ensure crime victims' rights are upheld at every stage of the criminal justice process.

MAJOR ACTIVITIES

- Advise crime victims of their constitutional rights.
- Notify crime victims of all court proceedings.
- Assert and uphold crime victims' rights.
- Provide advocacy services and resource referrals to community partners.

FUNDING SOURCES

- The personnel in this department are fully grant-funded with state funds through the Oregon Department of Justice Crime Victim and Survivor Services Division.

REVENUE & EXPENDITURE SUMMARY

Victim's Assistance Program Expenses & Revenues

	2019 - 20 Actual	2020 - 21 Actual	2021 - 22 Actual	2022 - 23 Budget	2023 - 24 Budget
Revenues					
Revenue					
Intergovernmental - State	$28,385	$26,195	$37,446	$41,197	$45,550
REVENUE TOTAL	**$28,385**	**$26,195**	**$37,446**	**$41,197**	**$45,550**
Beginning Fund Balance					
Beginning Balance	$21,015	$21,951	$30,844	$50,326	$46,241
BEGINNING FUND BALANCE TOTAL	**$21,015**	**$21,951**	**$30,844**	**$50,326**	**$46,241**
REVENUES TOTAL	**$49,400**	**$48,146**	**$68,290**	**$91,523**	**$91,791**
Expenses					
Personnel Services					
Part Time	$25,156	$15,749	$7,049	$32,200	$35,366
Represented	$0	$0	$3,928	$13,178	$13,981
Insurance	$0	$0	$2,657	$7,275	$7,810
Other Personnel Expenses	$2,293	$1,552	$1,100	$4,671	$1,369
Retirement	$0	$0	$432	$1,450	$1,538
PERSONNEL SERVICES TOTAL	**$27,450**	**$17,302**	**$15,167**	**$58,774**	**$60,064**
Contingency	$0	$0	$0	$0	$26,065
Materials & Services					
Travel	$0	$0	$0	$2,915	$2,500
Office Expense	$0	$0	$0	$0	$2,000
Training & Professional Development	$0	$0	$0	$583	$1,000
Internal Service Charges	$0	$0	$213	$600	$162
MATERIALS & SERVICES TOTAL	**$0**	**$0**	**$213**	**$4,098**	**$5,662**
EXPENSES TOTAL	**$27,450**	**$17,302**	**$15,379**	**$62,872**	**$91,791**
REVENUES LESS EXPENSES	**$21,951**	**$30,844**	**$52,911**	**$28,651**	**$0**

RECENT ACCOMPLISHMENTS

- From October 1, 2021 to September 30, 2022, the CFA Grant funded services for 534 victims of crime in our county. A total of 4,597 services were provided by the grant-funded victims' assistants and victims' advocates. Our District Attorney's Office Victims' Assistance Program served a total of 2,989 individual victims of crime and provided 25,588 crime victim services.

- Hired a restitution clerk whose sole focus is on ensuring crime victims are adequately compensated for economic loss as a result of the crime(s) committed against them.

- The District Attorney's Office combined three part-time victim advocate positions and created one full time, fully grant funded, advocate position. This change allowed for more consistent services provided to crime victims in Lincoln County.

GOALS & OBJECTIVES

- The District Attorney's Office has been working through a significant backlog of sexual abuse cases that have languished for more than 5 years. Our goal is to locate the crime victims in those cases and help ensure they receive justice.

- Implement a robust victim advocate volunteer program.

- Hold an annual victims' rights fundraiser to generate additional revenue sources so we can continue to provide crime victims with services they need while navigating through the criminal justice system.

DEPARTMENT METRICS

- From October 1, 2021 to September 30, 2022, the CFA Grant funded services for 534 victims of crime in our county. A total of 4,597 services were provided by the grant-funded victims' assistants and victims' advocates. Our District Attorney's Office Victims' Assistance Program served a total of 2,989 individual victms of crime and provided 25,588 crime victim services.

EXPENSE HISTORY

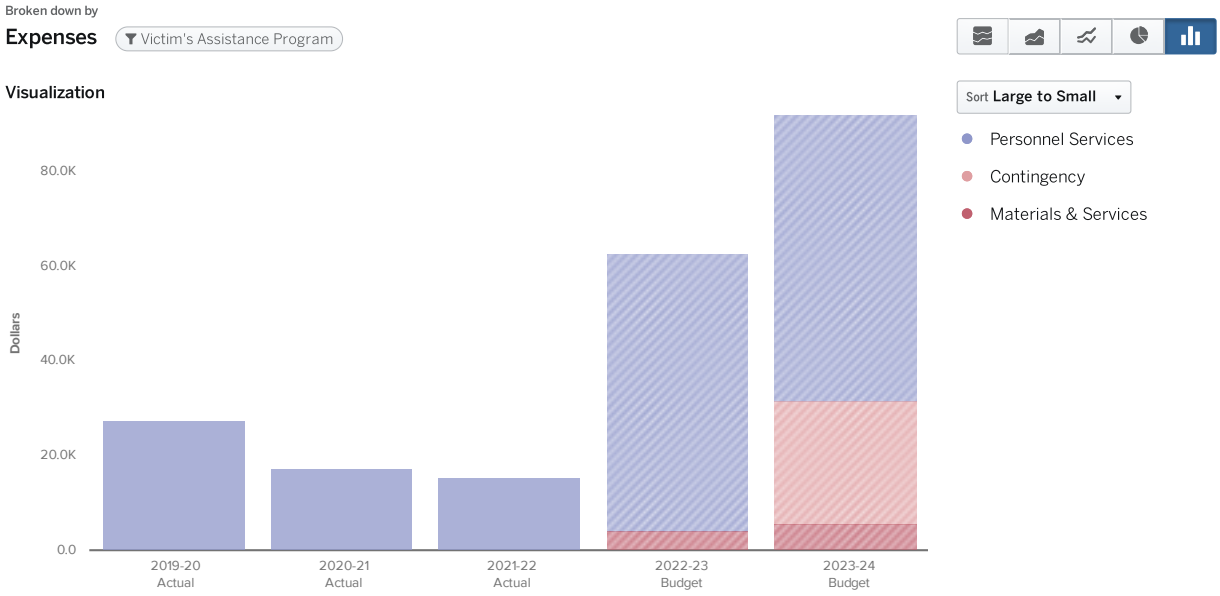

REVENUE HISTORY

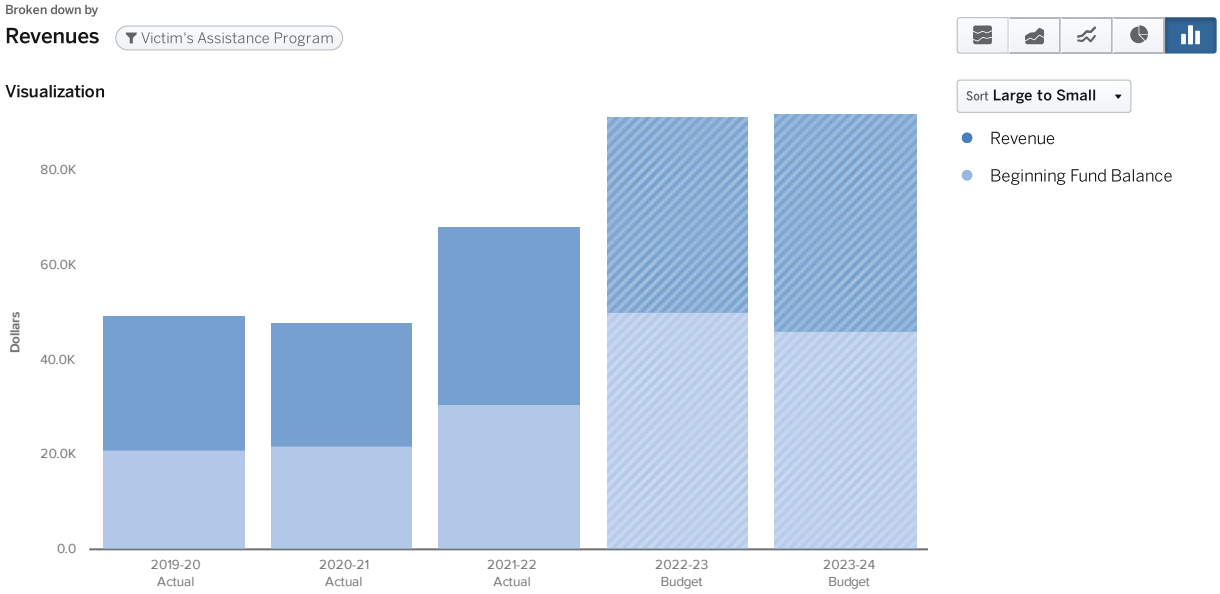

SIGNIFICANT CHANGES

None

SUPPLEMENTAL INFORMATION

None

VOCA GRANT

BUDGET ORG

Fund: 101 General Fund
Dept: 155 Voca Grant
Category: Public Safety

KEY STAFF

Lanee Danforth, District Attorney
Ellen Everitt, Executive Chief

OVERVIEW

The Victims Assistance Program in the District Attorney's Office provides direct services for crime victims, including but not limited to, notification of crime victims' rights, notification of court proceedings, assistance with resources referral, assistance with crime victim compensation applications, and advocacy in court proceedings. Every crime victim has constitutional rights, just like every defendant who is charged with a crime. The District Attorney's Office aims to ensure crime victims' rights are upheld at every stage of the criminal justice process.

MAJOR ACTIVITIES

- Advise crime victims of their constitutional rights.
- Notify crime victims of all court proceedings.
- Assert and uphold crime victims' rights.
- Provide advocacy services and resource referrals to community partners.

FUNDING SOURCES

- This grant funds 1.25 FTE with federal pass through funds from the Oregon Department of Justice Crime Victim and Survivor Services Division.

REVENUE & EXPENDITURE SUMMARY

VOCA Grant Expenses & Revenues

	2019 - 20 Actual	2020 - 21 Actual	2021 - 22 Actual	2022 - 23 Budget	2023 - 24 Budget
Revenues					
Revenue					
Intergovernmental - Federal	$106,756	$80,546	$42,558	$138,945	$141,700
REVENUE TOTAL	**$106,756**	**$80,546**	**$42,558**	**$138,945**	**$141,700**
REVENUES TOTAL	**$106,756**	**$80,546**	**$42,558**	**$138,945**	**$141,700**
Expenses					
Personnel Services					
Non-Represented	$64,752	$66,696	$70,794	$72,714	$74,743
Insurance	$19,243	$20,423	$29,033	$43,823	$47,044
Represented	$0	$0	$11,784	$39,535	$41,942
Part Time	$42,338	$30,047	$2,031	$0	$0
Retirement	$7,663	$7,963	$9,701	$12,887	$13,375
Other Personnel Expenses	$9,514	$9,378	$8,404	$11,554	$11,432
PERSONNEL SERVICES TOTAL	**$143,510**	**$134,506**	**$131,748**	**$180,513**	**$188,537**
Materials & Services					
Travel	$1,807	$0	$0	$10,000	$10,000
Office Expense	$9,815	$0	$0	$0	$700
Training & Professional Development	$0	$369	$1,125	$2,000	$2,000
Internal Service Charges	$0	$0	$400	$600	$569
Other Contract Services	$0	$0	$223	$0	$0
MATERIALS & SERVICES TOTAL	**$11,622**	**$369**	**$1,748**	**$12,600**	**$13,269**
EXPENSES TOTAL	**$155,131**	**$134,875**	**$133,496**	**$193,113**	**$201,805**
REVENUES LESS EXPENSES	**-$48,375**	**-$54,329**	**-$90,938**	**-$54,168**	**-$60,105**

RECENT ACCOMPLISHMENTS

- From October 1, 2021 to September 30, 2022, our VOCA-funded Victims Assistance personnel served 1,081 victims of crime and provided 9,288 crime victim services. Our District Attorney's Office Victims' Assistance Program served a total of 2,989 individual victms of crime and provided 25,588 crime victim services.
- Hired a restitution clerk whose sole focus is on ensuring crime victims are adequately compensated for economic loss as a result of the crime(s) committed against them.
- The District Attorney's Office combined three part-time victim advocate positions and created one full time, fully grant funded, advocate position. This change allowed for more consistent services provided to crime victims in Lincoln County.

GOALS & OBJECTIVES

- The District Attorney's Office has been working through a significant backlog of sexual abuse cases that have languished for more than 5 years. Our goal is to locate the crime victims in those cases and help ensure they receive justice.
- Implement a robust victim advocate volunteer program.
- Hold an annual victims' rights fundraiser to generate additional revenue sources so we can continue to provide crime victims with services they need while navigating through the criminal justice system.

DEPARTMENT METRICS

- From October 1, 2021 to September 30, 2022, our VOCA-funded Victims Assistance personnel served 1,081 victims of crime and provided 9,288 crime victim services. Our District Attorney's Office Victims' Assistance Program served a total of 2,989 individual victms of crime and provided 25,588 crime victim services.

EXPENSE HISTORY

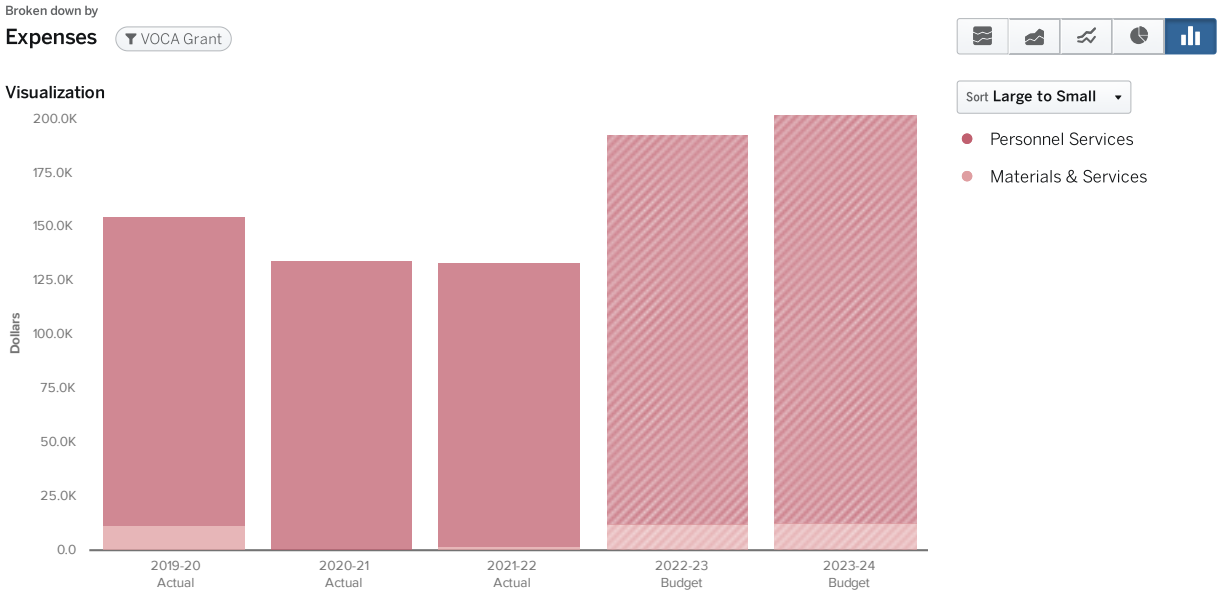

REVENUE HISTORY

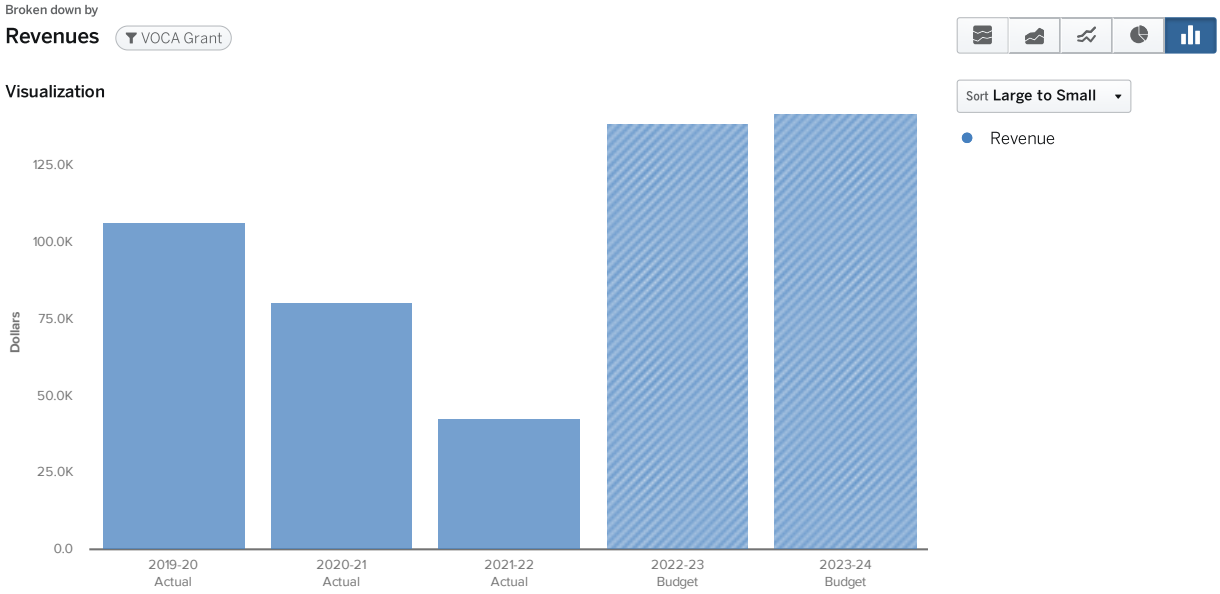

SIGNIFICANT CHANGES

None

SUPPLEMENTAL INFORMATION

None

"MY SISTER'S PLACE" GRANT

BUDGET ORG

Fund: 101 General Fund
Dept: 142 My Sister's Place Grant
Category: Public Safety

KEY STAFF

Lanee Danforth, Elected District Attorney
Martin Bennett, District Attorney Investigator

OVERVIEW

This rural grant funds an Investigator position in the District Attorney's Office whose sole focus is on the investigation and successful prosecution of criminal cases involving domestic violence, child abuse, sexual assault, teen / dating violence, human trafficking, and stalking. The District Attorney's Office Investigator conducts follow-up interviews with crime victims and witnesses and provides assistance to prosecutors as necessary. In addition, the District Attorney's Office Investigator funded through the rural grant participates in multidisciplinary teams including the Domestic Abuse Response Team, Child Abuse Multidisciplinary Team, and the Human Trafficking Task Force.

MAJOR ACTIVITIES

- Conducts follow up investigation in child abuse, domestic violence, sexual assault, human trafficking, and stalking cases.
- Participates in a variety of multidisciplinary team meetings to ensure best practice and facilitate communication between community partners.
- Attends child forensic interviews at the Children's Advocacy Center.

FUNDING SOURCES

- Federal grant funds passed through My Safe Place and discretionary funds from the Children's Advocacy Center of Lincoln County

REVENUE & EXPENDITURE SUMMARY

"My Sister's Place" Grant Expenses & Revenues

	2019 - 20 Actual	2020 - 21 Actual	2021 - 22 Actual	2022 - 23 Budget	2023 - 24 Budget
Revenues					
Revenue					
Intergovernmental - Federal	$117,210	$116,019	$93,216	$129,899	$99,999
REVENUE TOTAL	**$117,210**	**$116,019**	**$93,216**	**$129,899**	**$99,999**
REVENUES TOTAL	**$117,210**	**$116,019**	**$93,216**	**$129,899**	**$99,999**
Expenses					
Personnel Services					
Represented	$79,279	$81,450	$82,401	$85,996	$66,430
Insurance	$19,331	$19,666	$20,202	$22,135	$17,825
Other Personnel Expenses	$9,892	$10,951	$10,464	$12,308	$8,437
Retirement	$8,721	$8,960	$9,064	$9,460	$7,307
PERSONNEL SERVICES TOTAL	**$117,224**	**$121,026**	**$122,131**	**$129,899**	**$99,999**
Materials & Services					
Internal Service Charges	$0	$0	$275	$300	$244
MATERIALS & SERVICES TOTAL	**$0**	**$0**	**$275**	**$300**	**$244**
EXPENSES TOTAL	**$117,224**	**$121,026**	**$122,406**	**$130,199**	**$100,243**
REVENUES LESS EXPENSES	**-$13**	**-$5,007**	**-$29,190**	**-$300**	**-$244**

RECENT ACCOMPLISHMENTS

- The District Attorney's Office Investigator spent a significant amount of time reviewing child and adult sexual abuse cases that were referred to the District Attorney's Office many years ago but were never prosecuted. Through his hard work and dedication, criminal charges have been filed in several of those cases, resulting in lengthy prison sentences for our most dangerous offenders.

- The District Attorney's Office Investigator implemented a system to ensure that our most serious person crime cases involving domestic and sexual violence are reviewed in a timely manner so there is no backlog. Crime victims now receive swift access to justice and the community is protected from violent offenders.

- We have seen an influx of strangulation in domestic violence cases and the District Attorney's Office Investigator has implemented a lethality assessment and questionnaire he reviews with crime victims to both educate them on the dangers of strangulation, ensure they receive medical attention if needed, and use the information gathered during his interview to help bolster and strengthen the prosecution of these challenging cases.

GOALS & OBJECTIVES

- Offer training to local law enforcement on specific topics such as strangulation, the cycle of domestic violence, and the sexual abuse and exploitation of children. Additionally, act as a resource for local law enforcement agencies investigating those cases.

- Continue to investigate human trafficking in Lincoln County that results in successful prosecution.

- Locate and apprehend suspects who have absconded from the court system after being charged with domestic violence and /or child abuse crimes to ensure crime victims receive justice and the community is protected from future harm.

DEPARTMENT METRICS

- From October 1, 2021 to September 30, 2022, our grant-funded Investigator provided follow-up investigation for 131 Sexual Assault cases and 150 Domestic Violence or Dating Violence cases, in addition to performing domestic violence / sexual assault child witness interviews and completing lethality assessments.

EXPENSE HISTORY

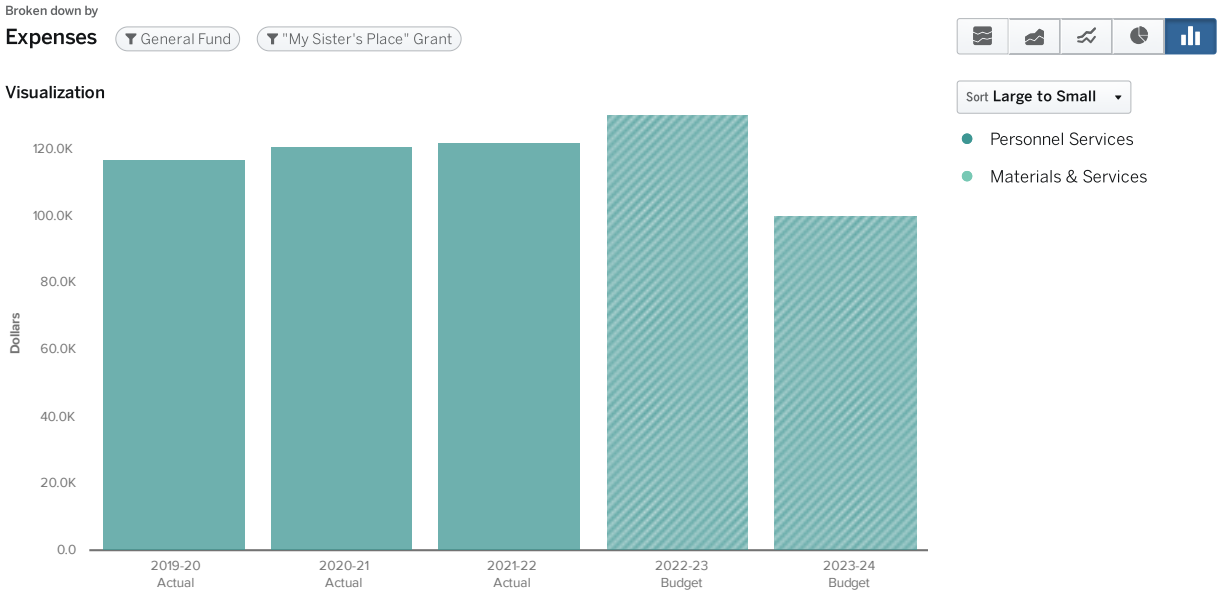

REVENUE HISTORY

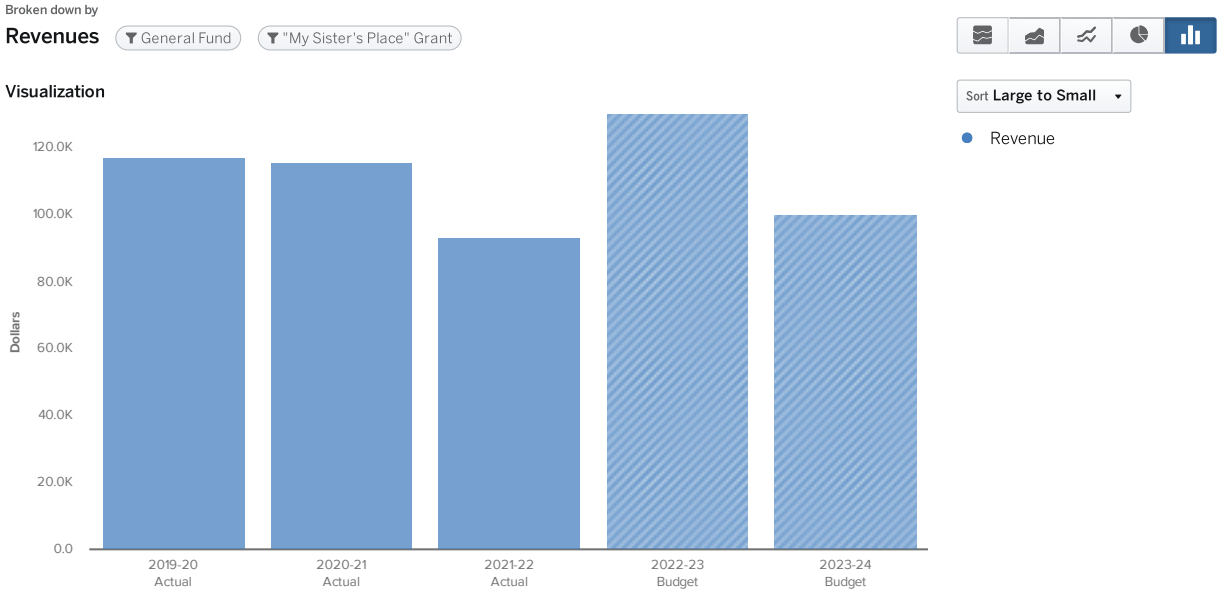

SIGNIFICANT CHANGES

None

SUPPLEMENTAL INFORMATION

None

SHERIFF'S OFFICE ADMINISTRATION

BUDGET ORG

Fund: 101 General Fund
Dept: 204 Sheriff's Office Administration
Category: Public Safety

KEY STAFF

Sheriff Curtis Landers (Elected Official)
Adam Shanks, Administrative Lieutenant

OVERVIEW

Sheriff Administration provides professional administrative support to our sheriff's office team members who consistently invest available resources toward producing effective public safety outcomes in and for our community. This department is committed to the safety and wellness of our employees and community members. It is responsible for budget development and oversight as well as policy and procedure. Sheriff Administration promotes creativity, innovation, and professionalism. We strive to consistently and responsibly invest public resources entrusted to us.

MAJOR ACTIVITIES

- Oversee Sheriff's Office Operations which include Patrol and Investigations, Marine Patrol, Forest Patrol, School Resource, Jail, Support Services, Animal Shelter, and Emergency Management
- Development and Administration of Policies, Procedures, and Directives; Grant Funding; and Sheriff’s Office Safety and Wellness Programs
- Public Information, Communications, Information Dissemination
- Employee Onboarding and Acquisition and Distribution of all Job-Related Uniforms and Equipment for Team Members
- Partnerships with Local Public Safety Agencies and other Resource Agencies, Including Private Entities

FUNDING SOURCES

- General Fund

REVENUE & EXPENDITURE SUMMARY

Sheriff's Office Admini Expenses & Revenues

	2019 - 20 Actual	2020 - 21 Actual	2021 - 22 Actual	2022 - 23 Budget	2023 - 24 Budget
Revenues					
Revenue					
Permits & Fees	$0	$0	$76,350	$0	$0
Intergovernmental - Local	$0	$0	$0	$0	$20,000
REVENUE TOTAL	**$0**	**$0**	**$76,350**	**$0**	**$20,000**
REVENUES TOTAL	**$0**	**$0**	**$76,350**	**$0**	**$20,000**
Expenses					
Personnel Services					
Non-Represented	$203,632	$164,980	$174,970	$237,475	$266,046
Elected Officials	$120,684	$120,684	$123,467	$123,713	$123,720
Insurance	$50,220	$45,483	$49,136	$108,438	$69,358
Retirement	$58,493	$54,827	$58,217	$67,813	$70,802
Other Personnel Expenses	$40,055	$39,628	$36,990	$50,221	$45,903
Holiday & Special Rate Pay	$3,015	$2,520	$2,625	$3,480	$3,120
Overtime	$0	$240	$170	$1,000	$0
PERSONNEL SERVICES TOTAL	**$476,099**	**$428,362**	**$445,575**	**$592,140**	**$578,949**
Materials & Services					
Office Expense	$84,017	$87,926	$98,666	$94,000	$77,500
Other Contract Services	$33,011	$28,633	$47,234	$50,000	$85,000
Internal Service Charges	$5,787	$4,771	$5,898	$17,300	$8,700
Program Expenses	$4,437	$4,195	$4,580	$4,000	$5,500
Training & Professional Development	$5,311	$1,625	$1,635	$6,500	$5,500
Furniture & Equipment <$10K	$1,435	$2,134	$3,556	$5,000	$5,000
Travel	$3,087	$316	$2,177	$4,000	$4,000
MATERIALS & SERVICES TOTAL	**$137,086**	**$129,601**	**$163,745**	**$180,800**	**$191,200**
EXPENSES TOTAL	**$613,184**	**$557,963**	**$609,320**	**$772,940**	**$770,149**
REVENUES LESS EXPENSES	**-$613,184**	**-$557,963**	**-$532,970**	**-$772,940**	**-$750,149**

RECENT ACCOMPLISHMENTS

- Executive Assistant Position Filled Following Years of Vacancy for Cost Savings Needs of the County
- Facilitated Annual Citizen Academy
- Facilitated Officewide Resiliency Training

GOALS & OBJECTIVES

- Complete Training and Onboarding Process for Fully Operational Peer Support Team
- Complete Final Phase of Fitness/Training Room for Team Members
- Develop Sheriff's Office Podcast Channel for Public and Community Information Sharing

DEPARTMENT METRICS

- Sheriff's Office workforce has an annual attrition rate of 15-20%. Onboarding, processing, and equipping 15-20 employees per year with extensive job training is an essential function that requires efficiency to maintain high service levels for our citizens In 2022 we successfully onboarded 17 new employees and transferred or promoted three additional employees.
- Sheriff's Administration is responsible for maintaining Annual Training Plans for all team members and ensuring annual required maintenance training, including legislative updates and use of force updates, is disseminated and best practices are followed.
- Sheriff's Administration is responsible for ensuring employee wellness is a priority within the Sheriff's Office. This department worked collaboratively with the Lincoln County Deputies' Association to provide an adequate fitness center/training space for team members to focus on both physical and mental health. A peer support team has been established and is currently receiving required training. This department also established an internal safety/wellness committee in addition to the countywide safety committee to ensure employee safety is first priority as well as increased focus on risk management.
- Sheriff's Administration provides regular policy and procedural updates to all staff, many of which include legislative updates and mandates for law enforcement best practices.
- Sheriff's Administration coordinated an annual citizen academy to better inform citizens who take an active role in learning and understanding local government and specifics related to their primary public safety provider.

EXPENSE HISTORY

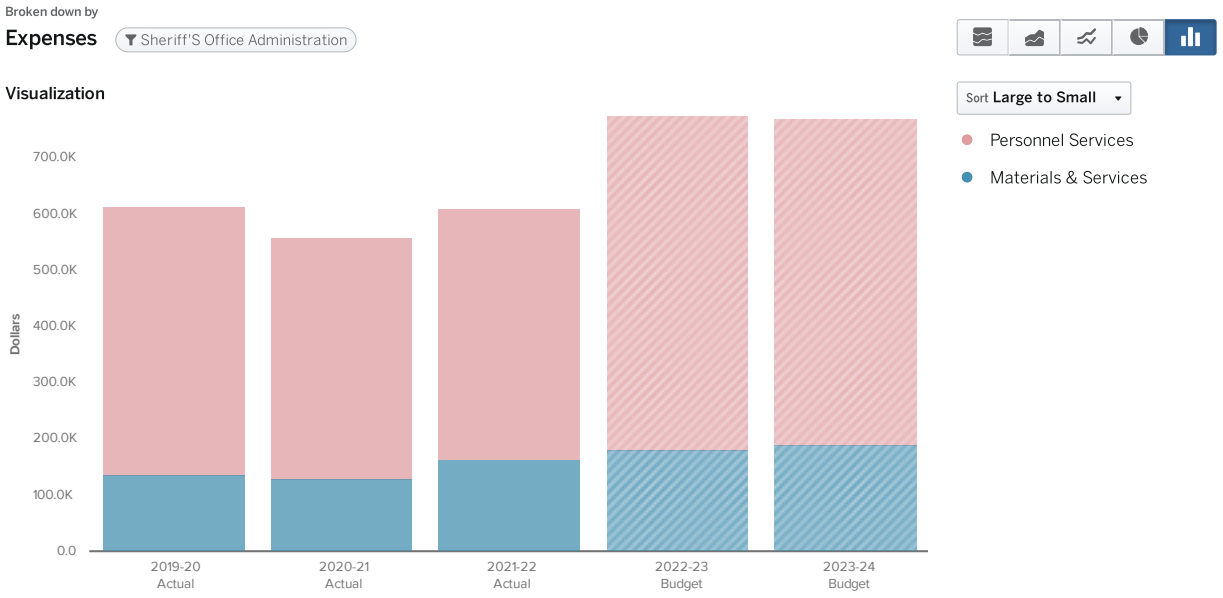

REVENUE HISTORY

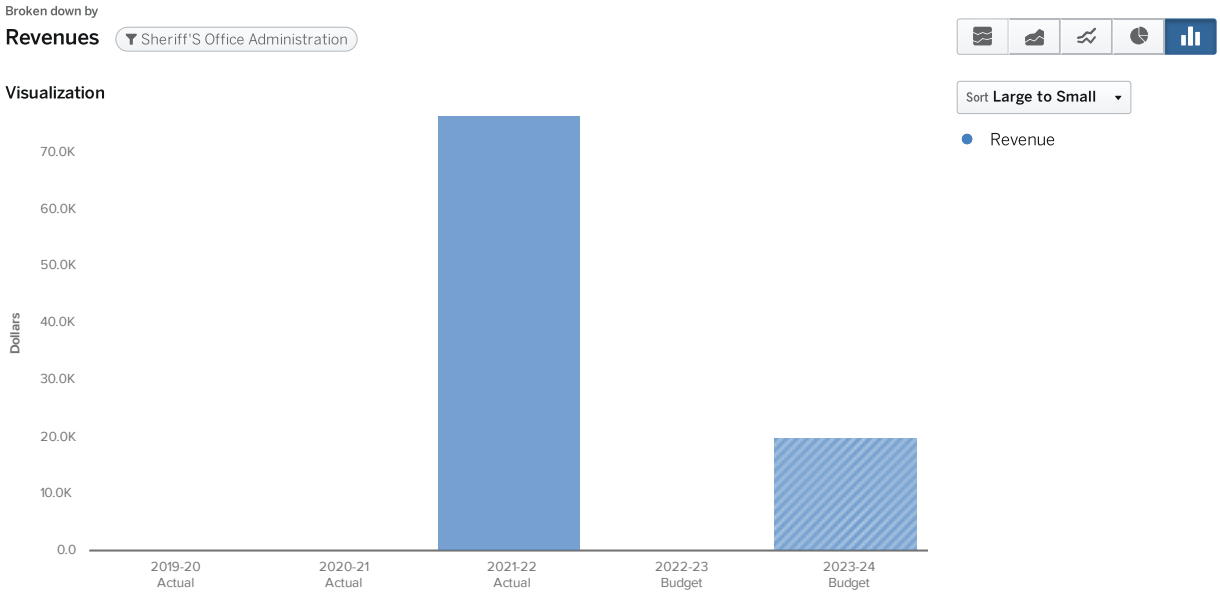

SIGNIFICANT CHANGES

None

SUPPLEMENTAL INFORMATION

- Organizational Chart
- 2022 Annual Report

PATROL & INVESTIGATIONS

BUDGET ORG

Fund: 101 General Fund
Dept: 210 Patrol & Investigations
Category: Public Safety

KEY STAFF

Sheriff Curtis Landers (Elected Official)
Lieutenant Karl Vertner, Patrol Commander

OVERVIEW

It is the mission of the Lincoln County Sheriff's Office Patrol Division to enhance public safety, reduce the fear and impact of crime and improve quality of life for our community and visitors. This is achieved by providing accredited public safety services in the form of law enforcement patrol, criminal investigations, and community partnerships.

MAJOR ACTIVITIES

- Criminal investigations
- Traffic Enforcement
- Civil Process Service
- Search and Rescue

FUNDING SOURCES

- General Fund
- Agreements with Municipalities or Special Taxing Districts

REVENUE & EXPENDITURE SUMMARY

Patrol & Investigations Expenses & Revenues

	2019 - 20 Actual	2020 - 21 Actual	2021 - 22 Actual	2022 - 23 Budget	2023 - 24 Budget
Revenues					
Revenue					
Intergovernmental - Local	$383,982	$306,437	$337,183	$559,938	$559,246
Charges For Services	$316,673	$341,214	$318,764	$317,095	$334,831
Fines	$94,570	$63,677	$69,464	$40,000	$40,000
Intergovernmental - Other	$0	$0	$32,833	$14,400	$0
Intergovernmental - Federal	$6,161	$0	$9,350	$3,000	$5,000
Permits & Fees	$2,063	$1,938	$1,875	$1,000	$1,000
Miscellaneous	$2,192	$400	$0	$0	$0
REVENUE TOTAL	**$805,641**	**$713,665**	**$769,468**	**$935,433**	**$940,077**
REVENUES TOTAL	**$805,641**	**$713,665**	**$769,468**	**$935,433**	**$940,077**
Expenses					
Personnel Services					
Represented	$1,272,645	$1,426,501	$1,350,275	$1,654,707	$1,659,446
Non-Represented	$617,683	$587,577	$492,552	$485,349	$583,600
Insurance	$467,965	$496,666	$452,669	$622,054	$646,921
Retirement	$445,140	$461,983	$491,917	$566,549	$505,283
Other Personnel Expenses	$286,656	$334,819	$295,351	$350,614	$286,594
Overtime	$218,623	$298,284	$289,548	$223,612	$150,983
Holiday & Special Rate Pay	$113,419	$111,297	$121,241	$102,800	$17,400
Part Time	$0	$25,863	$40,814	$35,000	$23,847
PERSONNEL SERVICES TOTAL	**$3,422,130**	**$3,742,990**	**$3,534,367**	**$4,040,685**	**$3,874,073**
Materials & Services					
Internal Service Charges	$366,972	$356,767	$402,712	$422,300	$572,555
Other Contract Services	$69,052	$47,956	$66,557	$59,451	$656,971
Furniture & Equipment <$10K	$181,510	$168,237	$128,725	$151,500	$145,500
Program Expenses	$52,186	$89,388	$72,234	$76,200	$68,700
Office Expense	$32,851	$10,846	$18,293	$31,900	$36,900
Travel	$14,604	$6,882	$5,006	$19,000	$24,000
Training & Professional Development	$6,320	$7,649	$9,375	$12,348	$16,500
Rent & Facilities Expense	$168	$4,049	$0	$1,250	$1,250
Client Services	$0	$0	$0	$1,000	$1,000
MATERIALS & SERVICES TOTAL	**$723,663**	**$691,775**	**$702,903**	**$774,949**	**$1,523,376**
Capital Expenditures					
Capital Expenditures	$0	$8,663	$0	$42,000	$0
CAPITAL EXPENDITURES TOTAL	**$0**	**$8,663**	**$0**	**$42,000**	**$0**
EXPENSES TOTAL	**$4,145,793**	**$4,443,428**	**$4,237,270**	**$4,857,634**	**$5,397,449**
REVENUES LESS EXPENSES	**-$3,340,152**	**-$3,729,763**	**-$3,467,801**	**-$3,922,201**	**-$4,457,372**

RECENT ACCOMPLISHMENTS

- Awarded $23,000 grant to update patrol vehicle dash camera
- Signed Agreement with City of Depoe Bay for 1 FTE

GOALS & OBJECTIVES

- Work Collaboratively with community partners, citizens and local governments to make Lincoln County a safe and desirable place to live.
- Stay on the forefront of law enforcement policy and procedures through providing and receiving training.
- Finish remodel/updating of patrol office

DEPARTMENT METRICS

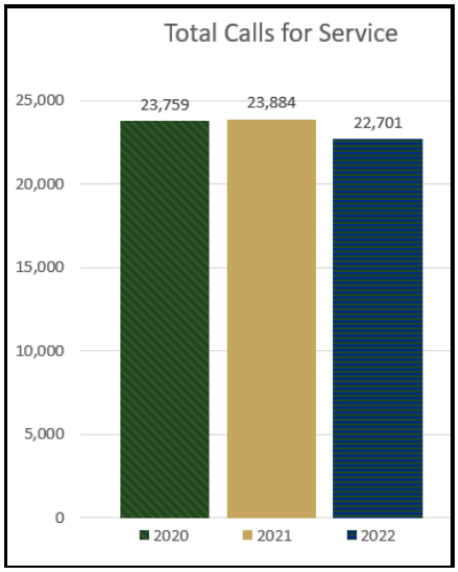

EXPENSE HISTORY

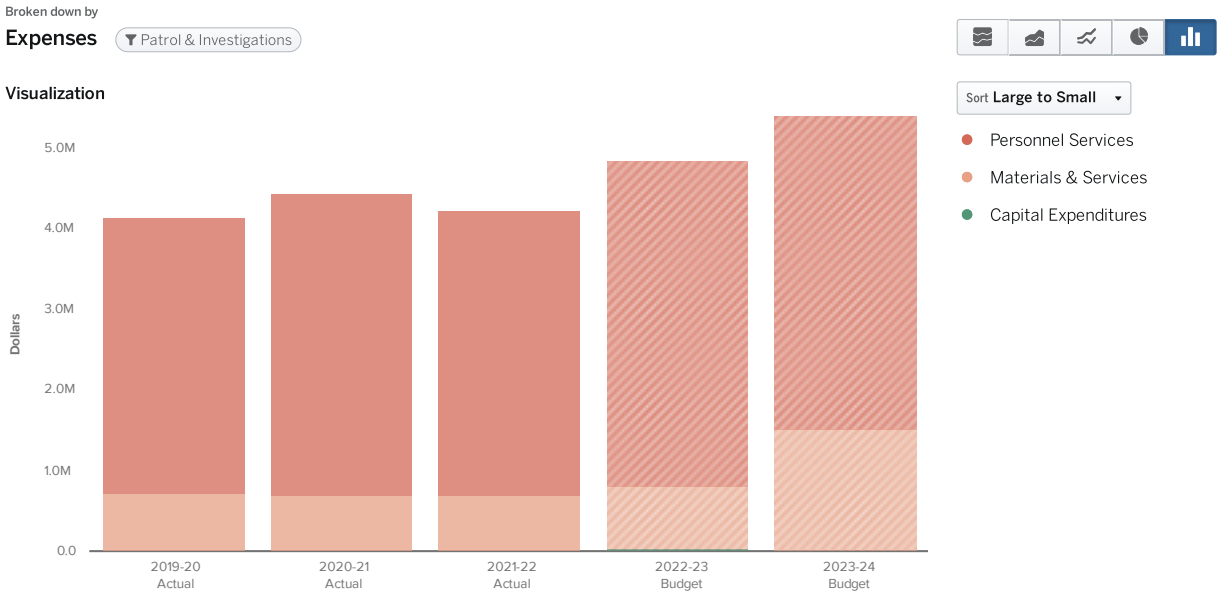

REVENUE HISTORY

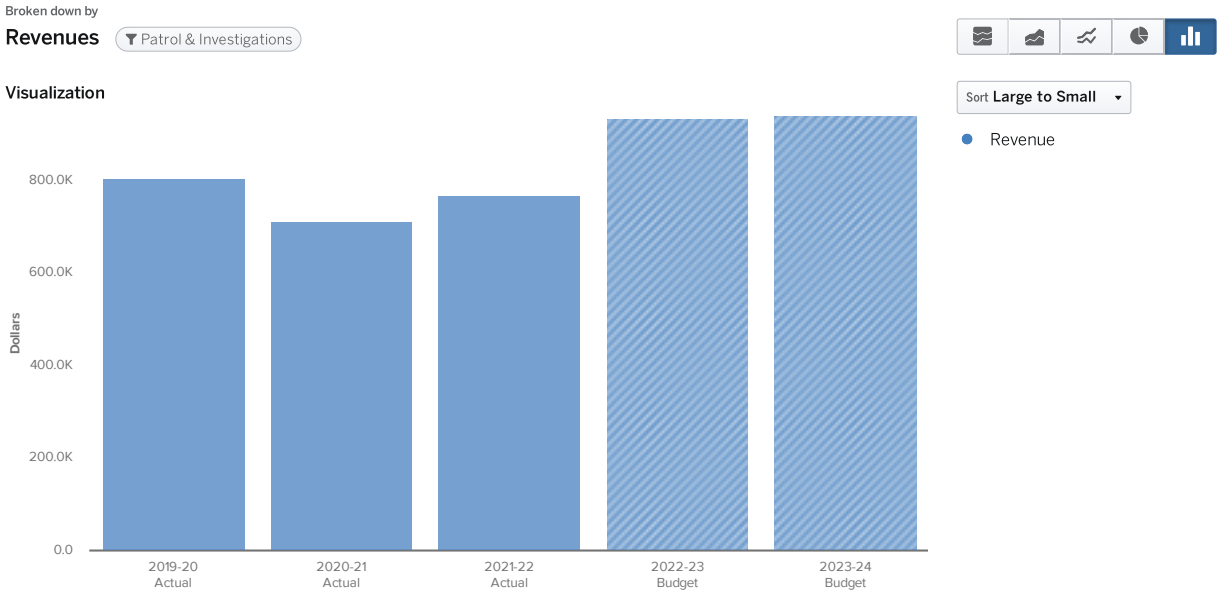

SIGNIFICANT CHANGES

- Reduction of services to low-level, non-emergency calls for service outside of contracted areas.

SUPPLEMENTAL INFORMATION

- Patrol Division
- 2022 Annual Report

COUNTY JAIL

BUDGET ORG

Fund: 101 General Fund
Dept: 610 County Jail
Category: Public Safety

KEY STAFF

Sheriff Curtis Landers (Elected Official)
Lieutenant Jamie Russell, Jail Commander

OVERVIEW

The Lincoln County Jail is committed to serving our community by providing a safe, secure and healthy environment where everyone is treated with dignity, empathy and respect. Our commitment is to do so with honor and integrity, while at all times conducting ourselves with the highest ethical standards to maintain public confidence. The Lincoln County Jail operates in compliance with all mandated standards as well as the Oregon Jail Standards. The Lincoln County Jail works closely with Lincoln County Behavioral Health, Lincoln County Public Health, City/County and State Law Enforcement agencies and coordinates with other counties/states regarding transportation of adults in custody.

MAJOR ACTIVITIES

- Jail intake/housing process
- Pretrial Release program
- Ensure overall safety of the facility, staff and adults in custody

FUNDING SOURCES

- General Fund
- State Funds - reimbursement costs

REVENUE & EXPENDITURE SUMMARY

County Jail Expenses & Revenues

	2019 - 20 Actual	2020 - 21 Actual	2021 - 22 Actual	2022 - 23 Budget	2023 - 24 Budget
Revenues					
Revenue					
Intergovernmental - State	$480,458	$439,899	$559,140	$551,212	$576,212
Intergovernmental - Other	$42,997	$24,337	$34,497	$20,000	$22,000
Intergovernmental - Federal	$16,761	$4,200	$9,480	$8,680	$11,000
Miscellaneous	$13,328	$688	$2,526	$1,500	$4,000
REVENUE TOTAL	**$553,544**	**$469,123**	**$605,643**	**$581,392**	**$613,212**
REVENUES TOTAL	**$553,544**	**$469,123**	**$605,643**	**$581,392**	**$613,212**
Expenses					
Personnel Services					
Represented	$2,373,512	$2,385,950	$2,614,361	$2,751,858	$2,837,715
Insurance	$805,093	$782,711	$915,184	$1,057,807	$1,116,442
Retirement	$644,534	$652,179	$789,965	$856,393	$754,412
Non-Represented	$458,800	$463,313	$505,927	$463,953	$479,557
Other Personnel Expenses	$410,543	$452,560	$490,792	$545,417	$424,228
Overtime	$236,383	$304,111	$528,534	$370,000	$59,195
Holiday & Special Rate Pay	$147,476	$142,168	$185,891	$178,200	$27,840
Part Time	$0	$18,994	$8,061	$50,000	$0
PERSONNEL SERVICES TOTAL	**$5,076,341**	**$5,201,985**	**$6,038,714**	**$6,273,628**	**$5,699,388**
Materials & Services					
Program Expenses	$458,240	$379,677	$450,467	$410,263	$458,126
Office Expense	$259,167	$245,138	$226,704	$256,200	$255,800
Other Contract Services	$167,544	$105,176	$116,345	$118,840	$118,800
Internal Service Charges	$30,161	$39,067	$39,371	$36,900	$62,600
Furniture & Equipment <$10K	$60,433	$19,412	$56,218	$35,000	$35,000
Rent & Facilities Expense	$23,762	$20,611	$32,066	$23,000	$25,000
Travel	$17,786	$1,719	$15,469	$22,000	$22,000
Training & Professional Development	$11,185	$2,356	$13,202	$17,800	$21,000
MATERIALS & SERVICES TOTAL	**$1,028,278**	**$813,155**	**$949,843**	**$920,003**	**$998,326**
Capital Expenditures					
Capital Expenditures	$0	$85,386	$0	$0	$0
CAPITAL EXPENDITURES TOTAL	**$0**	**$85,386**	**$0**	**$0**	**$0**
EXPENSES TOTAL	**$6,104,619**	**$6,100,526**	**$6,988,557**	**$7,193,631**	**$6,697,714**
REVENUES LESS EXPENSES	**-$5,551,075**	**-$5,631,402**	**-$6,382,914**	**-$6,612,239**	**-$6,084,502**

RECENT ACCOMPLISHMENTS

- Implementation of SB 48
- Reduction of Fail to Appear rates due to success of pretrial services program
- Addition of telepsychiatry services

GOALS & OBJECTIVES

- Reduce forced releases
- Add vehicle to pretrial services
- Continue community education specific to overall jail operations

DEPARTMENT METRICS

None

EXPENSE HISTORY

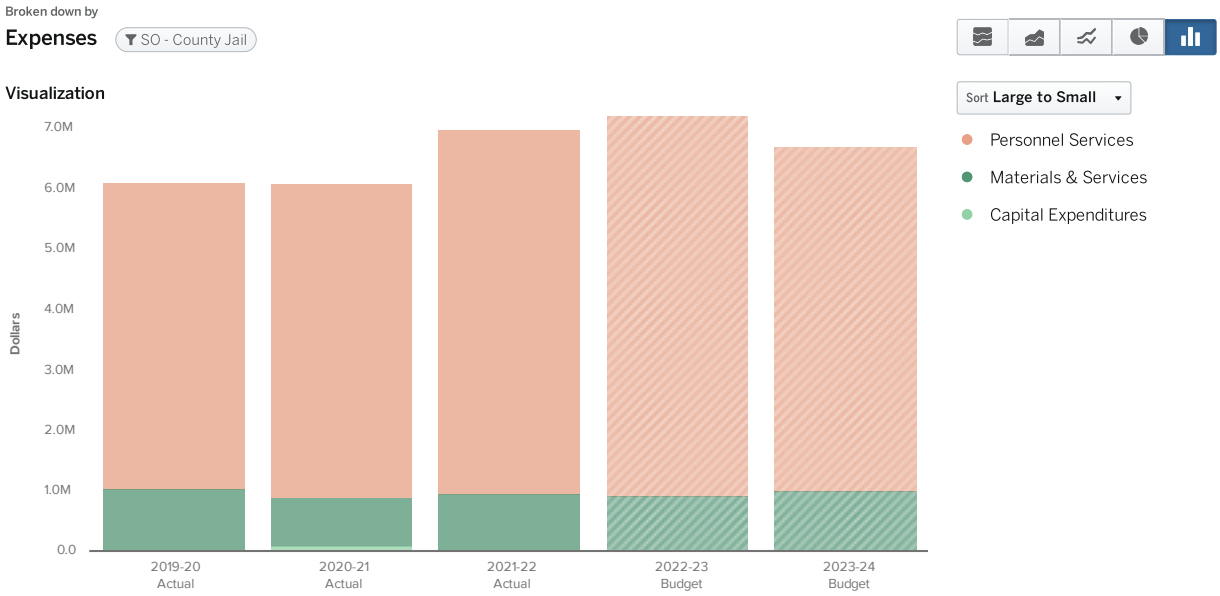

REVENUE HISTORY

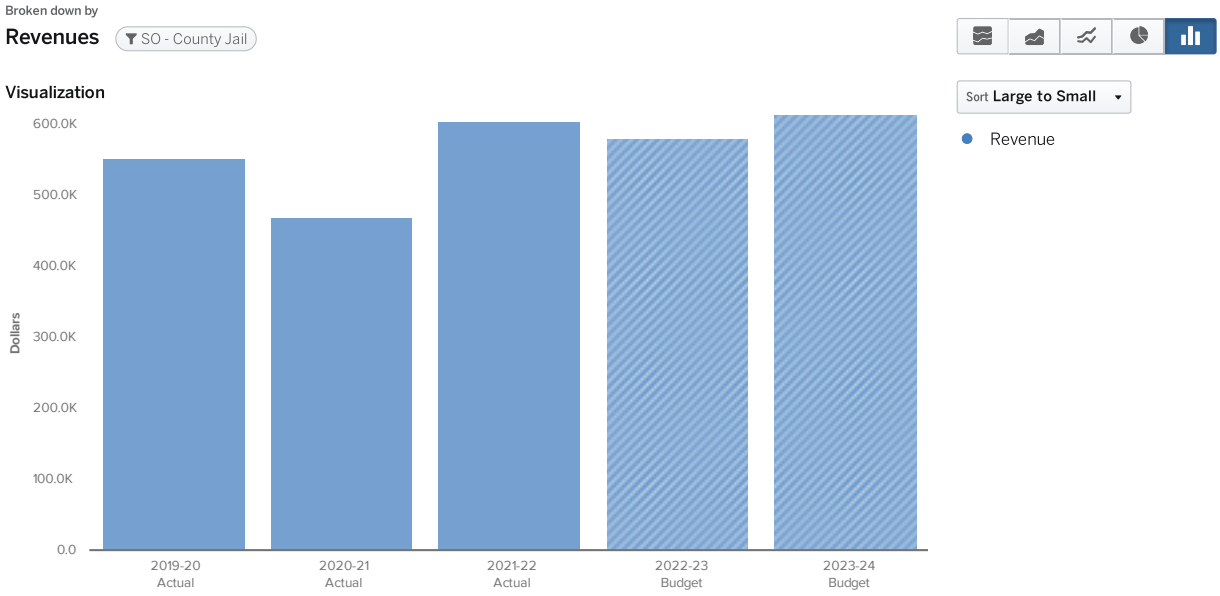

SIGNIFICANT CHANGES

None

SUPPLEMENTAL INFORMATION

- 2022 Annual Report
- County Jail

JAIL HEALTH SERVICES

BUDGET ORG

Fund: 101 General Fund
Dept: 611 Jail Health Services
Category: Public Safety

KEY STAFF

Sheriff Curtis Landers (Elected Official)
Lieutenant Jamie Russell, Jail Commander

OVERVIEW

The Lincoln County Jail is committed to serving our community by providing a safe, secure and healthy environment where everyone is treated with dignity, empathy and respect. Our commitment is to do so with honor and integrity, while at all times conducting ourselves with the highest ethical standards to maintain public confidence. The Lincoln County Jail operates in compliance with all mandated standards as well as the Oregon Jail Standards. The Lincoln County Jail medical team works closely with Lincoln County Behavioral Health, Lincoln County Public Health, City/County and State Law Enforcement agencies and coordinates with other counties/states regarding transportation of adults in custody.

MAJOR ACTIVITIES

- Provide necessary/mandatory medical services to our Adults in Custody
- Increased internship programs with local community college as well as master level students from across Oregon
- Medication Assisted Treatment Program (MAT)

FUNDING SOURCES

- General Fund

REVENUE & EXPENDITURE SUMMARY

Jail Health Services Expenses & Revenues

	2019 - 20 Actual	2020 - 21 Actual	2021 - 22 Actual	2022 - 23 Budget	2023 - 24 Budget
Expenses					
Personnel Services					
Represented	$261,134	$296,375	$307,412	$406,210	$405,100
Insurance	$87,014	$89,680	$99,459	$163,616	$178,579
Other Personnel Expenses	$32,769	$41,693	$41,346	$62,157	$51,835
Retirement	$30,354	$33,800	$35,019	$47,224	$44,957
Holiday & Special Rate Pay	$6,612	$6,608	$7,714	$11,100	$3,600
Overtime	$7,759	$4,287	$1,728	$12,000	$0
Part Time	$0	$929	$6,649	$5,000	$0
PERSONNEL SERVICES TOTAL	**$425,643**	**$473,373**	**$499,328**	**$707,307**	**$684,072**
Materials & Services					
Client Services	$291,167	$258,813	$257,796	$320,000	$529,000
Other Contract Services	$44,341	$31,116	$62,123	$84,704	$84,704
Program Expenses	$23,810	$23,340	$19,253	$20,000	$19,500
Furniture & Equipment <$10K	$9,302	$250	$2,862	$3,000	$3,000
Travel	$3,532	$0	$0	$6,000	$8,000
Training & Professional Development	$2,317	$2,043	$984	$3,200	$3,200
Internal Service Charges	$571	$1,450	$1,663	$2,400	$2,100
Office Expense	$177	$392	$809	$350	$850
MATERIALS & SERVICES TOTAL	**$375,217**	**$317,404**	**$345,488**	**$439,654**	**$650,354**
Capital Expenditures					
Capital Expenditures	$0	$27,393	$0	$0	$0
CAPITAL EXPENDITURES TOTAL	**$0**	**$27,393**	**$0**	**$0**	**$0**
EXPENSES TOTAL	**$800,860**	**$818,170**	**$844,817**	**$1,146,961**	**$1,334,426**
REVENUES LESS EXPENSES	**-$800,860**	**-$818,170**	**-$844,817**	**-$1,146,961**	**-$1,334,426**

RECENT ACCOMPLISHMENTS

- Addition of telepsychiatry services
- Enhanced Medication Assisted Treatment Program (MAT)

GOALS & OBJECTIVES

- Continue enhancing the recruitment process for nursing positions
- Enhance partnership with Lincoln County Behavioral health team to include transition planning
- Expand MAT program service to more adults in custody

DEPARTMENT METRICS

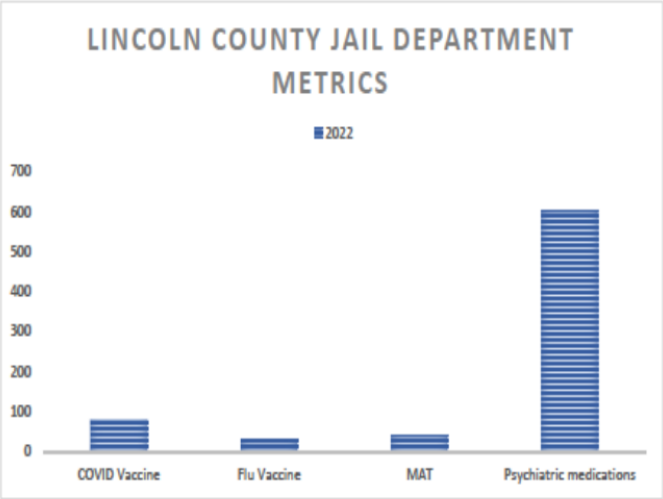

EXPENSE HISTORY

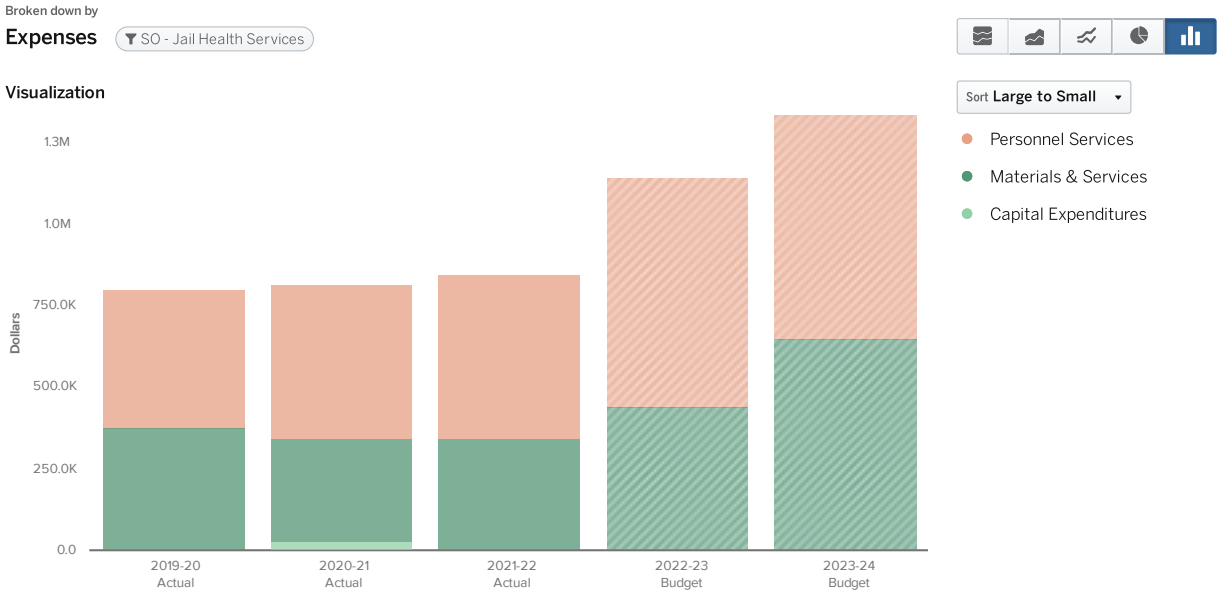

SIGNIFICANT CHANGES

None

SUPPLEMENTAL INFORMATION

- 2022 Annual Report

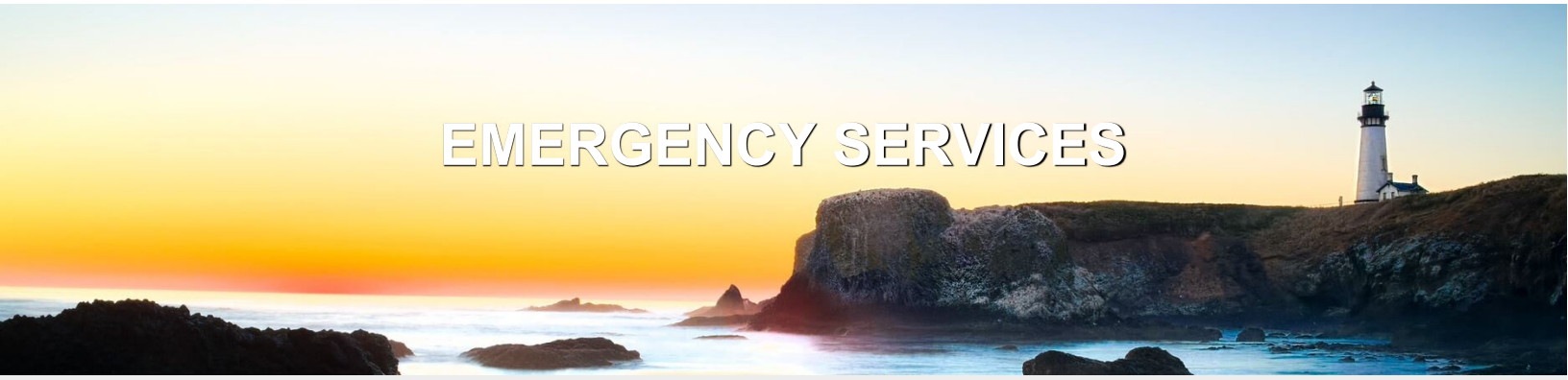

EMERGENCY SERVICES

BUDGET ORG

Fund: 101 General Fund
Dept: 290 Emergency Services
Category: Public Safety

KEY STAFF

Sheriff Curtis Landers (Elected Official)
Adam Shanks, Administrative Lieutenant
Jenny Demaris, Emergency Manager

OVERVIEW

The Emergency Management Division (EM) prepares for, responds to, recovers from, and mitigates disasters, natural and manmade, for Lincoln County. EM also provides Public Health Emergency Preparedness services. This division supports the Sheriff's Office Mission by providing staff support to the Sheriff and also to the Board of Commissioners during an emergency. EM works in partnership with Oregon Emergency Management for purposes of emergency response planning, identifying resources for emergencies, and coordinating responses to emergency events. EM also works in partnership with federal, state, regional, and local public safety responders, public health, hospitals, schools, public works, cities, and others to develop and train response plans and educate our citizens on emergency preparedness and response.

MAJOR ACTIVITIES

- Planning - Develop and maintain emergency operations center and supporting plans
- Training - Support National Incident Management System requirements
- Exercises - Develop and coordinate exercises to challenge plans
- Emergency Notification and Radio Systems - Maintain and promote
- Outreach - Develop and implement all hazards community events
- Partnerships - Sustain cooperator contact and resource rosters
- Volunteer Workforce - Recruit, promote and utilize for pre, during, and post disaster assistance

FUNDING SOURCES

- Federal Emergency Management Program Grant (EMPG)
- Federal Public Health Emergency Preparedness (PHEP)
- General Fund

REVENUE & EXPENDITURE SUMMARY

Emergency Services Expenses & Revenues

	2019 - 20 Actual	2020 - 21 Actual	2021 - 22 Actual	2022 - 23 Budget	2023 - 24 Budget
Revenues					
Revenue					
Intergovernmental - Federal	$120,492	$81,649	$125,734	$215,339	$129,913
Intergovernmental - Other	$0	$0	$10,000	$0	$8,000
REVENUE TOTAL	**$120,492**	**$81,649**	**$135,734**	**$215,339**	**$137,913**
REVENUES TOTAL	**$120,492**	**$81,649**	**$135,734**	**$215,339**	**$137,913**
Expenses					
Personnel Services					
Non-Represented	$85,320	$87,882	$96,331	$95,808	$98,696
Represented	$61,880	$59,553	$61,992	$69,571	$75,086
Insurance	$32,392	$31,648	$34,708	$38,479	$39,951
Other Personnel Expenses	$19,142	$21,370	$19,698	$19,489	$17,301
Retirement	$17,155	$17,331	$18,942	$18,903	$19,828
Overtime	$2,221	$3,698	$6,184	$0	$0
Holiday & Special Rate Pay	$1,620	$1,510	$1,575	$1,560	$1,560
Part Time	$0	$947	$0	$0	$0
PERSONNEL SERVICES TOTAL	**$219,730**	**$223,939**	**$239,431**	**$243,810**	**$252,422**
Materials & Services					
Program Expenses	$9,352	$57,311	$170,625	$25,139	$72,800
Other Contract Services	$22,608	$24,659	$6,037	$90,000	$7,000
Office Expense	$11,016	$11,246	$12,617	$13,300	$10,700
Internal Service Charges	$8,849	$4,217	$11,695	$7,600	$9,250
Travel	-$489	$0	$735	$3,690	$4,000
Furniture & Equipment <$10K	$790	$1,405	$0	$2,000	$2,002
Training & Professional Development	$279	$400	$502	$900	$2,400
MATERIALS & SERVICES TOTAL	**$52,405**	**$99,238**	**$202,211**	**$142,629**	**$108,152**
Capital Expenditures					
Capital Expenditures	$0	$0	$14,889	$0	$0
CAPITAL EXPENDITURES TOTAL	**$0**	**$0**	**$14,889**	**$0**	**$0**
EXPENSES TOTAL	**$272,134**	**$323,177**	**$456,531**	**$386,439**	**$360,574**
REVENUES LESS EXPENSES	**-$151,642**	**-$241,528**	**-$320,797**	**-$171,100**	**-$222,661**

RECENT ACCOMPLISHMENTS

- June 2022 countywide, multi-day, full scale Cascadia Rising Exercise
- Applied for and awarded multiple public safety radio communications enhancement grants, $2,472,294
- Successful response to January 15, 2022 Distant Tsunami response
- Development of Government Go-Kits Concept for City-Co-Tribal EOCs
- Development of new catastrophic event situational report, transmission via amateur radio, Incident Snaptshot or ISNAP
- Implemented new digital inventory management system

GOALS & OBJECTIVES

- Plans - Update Community Wildfire Protection Plan and Public Safety Radio Communications Plan
- EOC - Team: Provide opportunity to train additional county personnel to support the EOC during emergency declarations
- Resources - Finalize inventory management implementation with assessment and restructure physical storage locations

DEPARTMENT METRICS

- Grant/Appropriations Revenue of $2,472,294 in federal grant money awarded for Radio Communications improvements
- 25 community presentations completed 2022 for citizen preparedness across all county jurisdictions totaling 1100+ in person attendees (see below chart titled "Public Outreach 2022")
- 2082 in EM volunteer hours totaling $62,355.90 in supplemental labor at national volunteer rate of $29.95/hr (See below chart titled "Emergency Management Division Volunteer Hours")

EXPENSE HISTORY

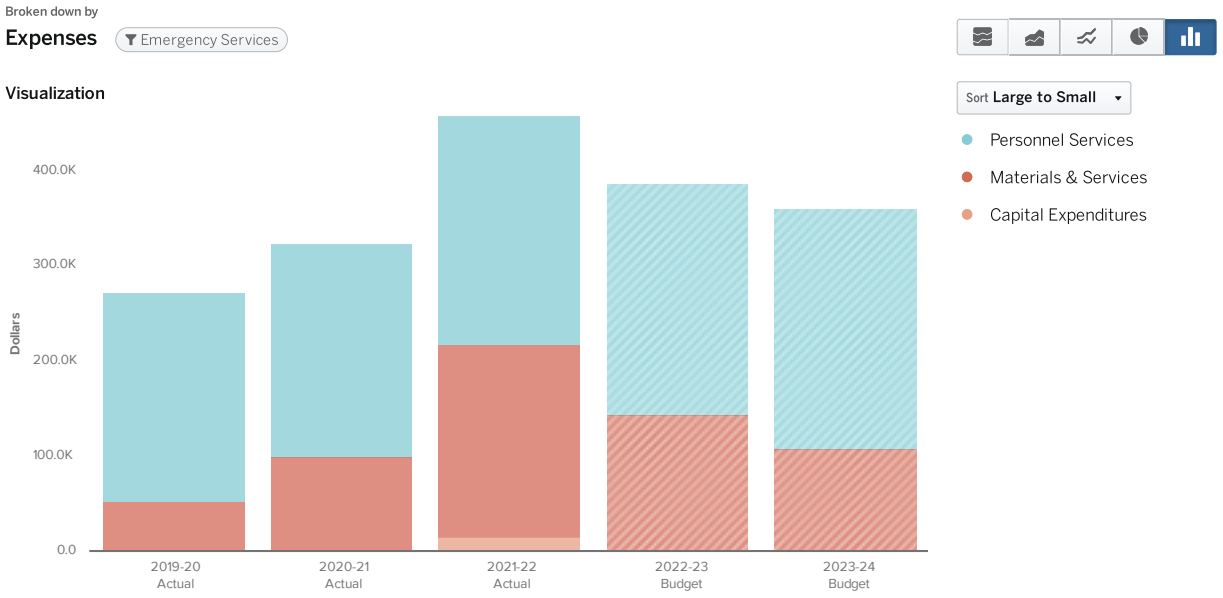

REVENUE HISTORY

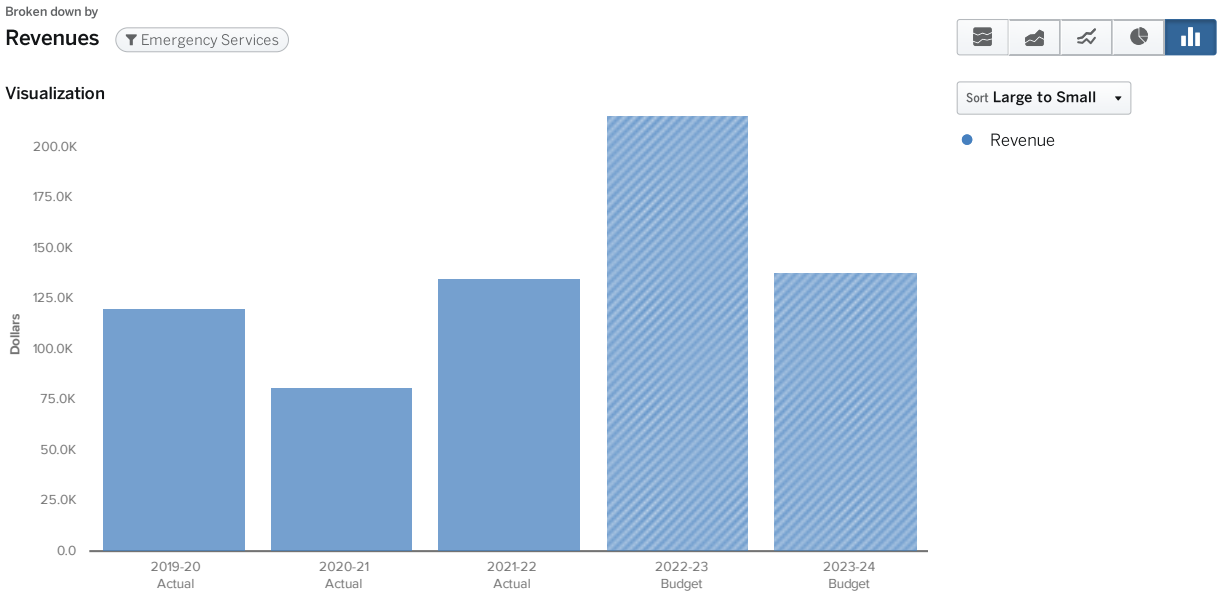

SIGNIFICANT CHANGES

None

SUPPLEMENTAL INFORMATION

- 2022 Annual Report
- Emergency Management

MARINE PATROL

BUDGET ORG

Fund: 101 General Fund
Dept: 211 Marine Patrol
Category: Public Safety

KEY STAFF

Sheriff Curtis Landers (Elected Official)
Lieutenant Karl Vertner, Patrol Commander
Sergeant Rick Ballentine, Program Coordinator

OVERVIEW

The Lincoln County Sheriff's Office Marine Patrol provides services to the recreational water users in Lincoln County by enforcing boating and fish and game laws in addition to criminal and traffic laws performed by our road patrol division. The Marine Patrol program is a partnership with the Oregon State Marine Board who provides the largest financial contribution of this budget.

MAJOR ACTIVITIES

- Boating Safety
- Abandoned/Derelict Vessels
- Water Safety/Educational Presentations

FUNDING SOURCES

- Oregon State Marine Board (Revenue)
- General Fund

REVENUE & EXPENDITURE SUMMARY

Marine Patrol Expenses & Revenues

	2019 - 20 Actual	2020 - 21 Actual	2021 - 22 Actual	2022 - 23 Budget	2023 - 24 Budget
Revenues					
Revenue					
Intergovernmental - Federal	$164,615	$229,345	$182,237	$244,749	$242,749
REVENUE TOTAL	**$164,615**	**$229,345**	**$182,237**	**$244,749**	**$242,749**
REVENUES TOTAL	**$164,615**	**$229,345**	**$182,237**	**$244,749**	**$242,749**
Expenses					
Personnel Services					
Represented	$96,780	$119,701	$136,708	$145,699	$154,580
Insurance	$38,598	$45,767	$49,542	$50,528	$55,391
Retirement	$23,084	$24,130	$23,645	$38,977	$36,744
Other Personnel Expenses	$20,793	$22,435	$21,036	$26,848	$19,601
Part Time	$0	$7,022	$5,591	$23,000	$24,148
Overtime	$11,554	$11,284	$3,733	$12,500	$8,696
Holiday & Special Rate Pay	$5,963	$7,211	$8,361	$6,400	$0
PERSONNEL SERVICES TOTAL	**$196,772**	**$237,549**	**$248,617**	**$303,952**	**$299,159**
Materials & Services					
Internal Service Charges	$28,538	$29,524	$27,164	$30,900	$34,075
Furniture & Equipment <$10K	$7,020	$26,433	$595	$5,209	$4,500
Program Expenses	$1,865	$2,285	$1,041	$2,550	$2,750
Travel	$720	$627	$501	$3,000	$3,000
Office Expense	$493	$510	$478	$475	$475
Other Contract Services	$0	$37	$354	$1,000	$1,000
Training & Professional Development	$225	$0	$0	$750	$750
MATERIALS & SERVICES TOTAL	**$38,861**	**$59,416**	**$30,133**	**$43,884**	**$46,550**
EXPENSES TOTAL	**$235,633**	**$296,965**	**$278,750**	**$347,836**	**$345,709**
REVENUES LESS EXPENSES	**-$71,018**	**-$67,620**	**-$96,512**	**-$103,087**	**-$102,960**

RECENT ACCOMPLISHMENTS

- Awarded/completed $190,000 project to clean up Yaquina Bay of abandoned or derelict vessels.
- Organized/completed boating saturation patrol for waters of Lincoln County that included cooperation from Oregon State Police, Clackamas, Klamath, Linn and Tillamook Counties in September.
- Marine Deputies became statewide instructors for Oregon State Marine Board

GOALS & OBJECTIVES

- Continue water and boat safety education for users of water ways in Lincoln County.
- Start education program for youth water safety
- Increase on the water patrol hours

DEPARTMENT METRICS

- 562 Water patrol hours
- 1289 Shore Patrol Hours
- 1516 Boat safety inspections
- 232 Non-motorized boat safety inspections

EXPENSE HISTORY

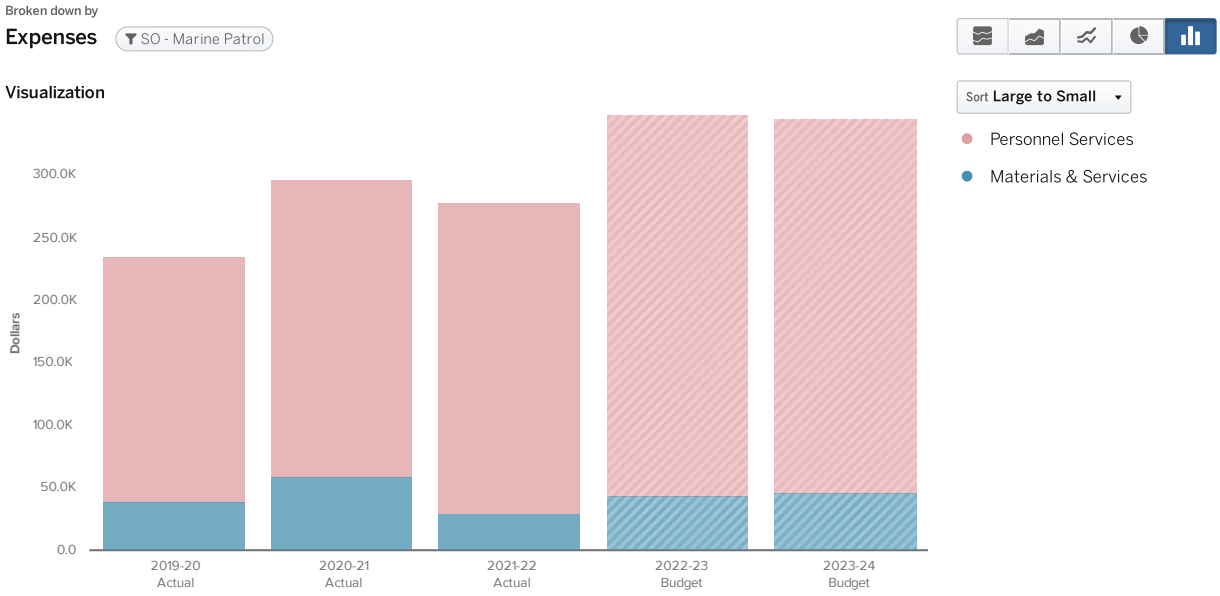

REVENUE HISTORY

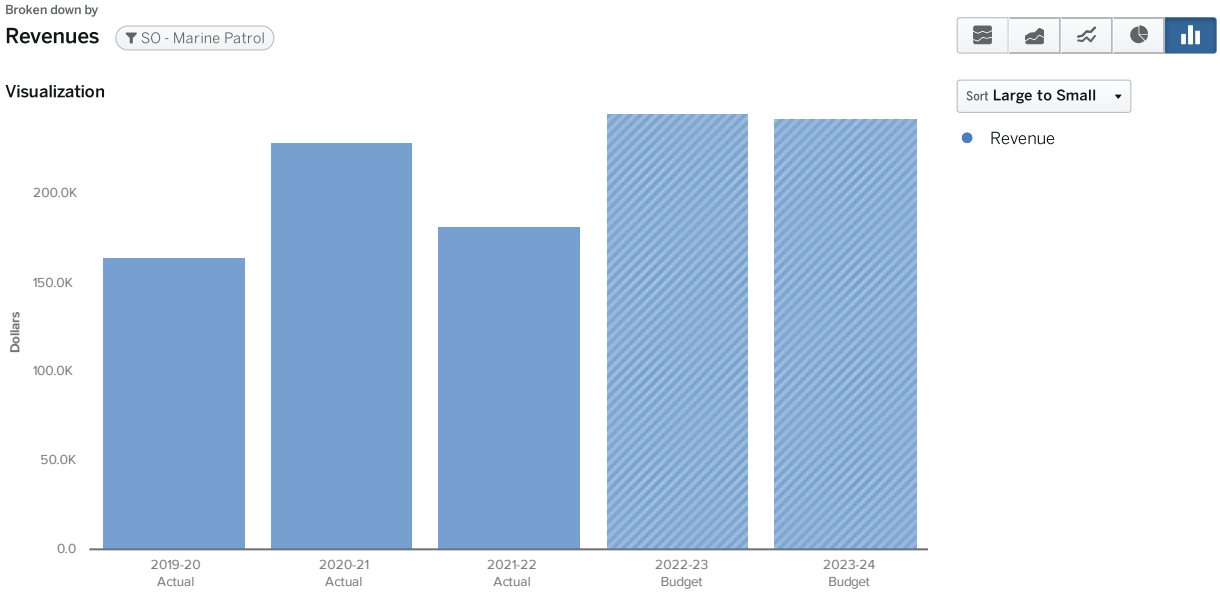

SIGNIFICANT CHANGES

None

SUPPLEMENTAL INFORMATION

- 2022 Annual Report

SOLID WASTE / FOREST CONTRACT

BUDGET ORG

Fund: 101 General Fund
Dept: 285 Solid Waste / Forest Contract
Category: Public Safety

KEY STAFF

Sheriff Curtis Landers (Elected Official)
Lieutenant Karl Vertner, Patrol Commander

OVERVIEW

The Lincoln County Sheriff's Office Forest Patrol Program focuses on crimes related to Trespass, Theft, Vandalism and Littering upon public and private lands within Lincoln County in addition to criminal and traffic laws as performed by patrol deputies. This program is funded by two partnerships, Lincoln County Solid Waste and Association of Concerned Landowners (Private Timberland Owners).

MAJOR ACTIVITIES

- Law Enforcement related to public and private timberlands in Lincoln County
- Search and Rescue
- Abandoned Motorhome/Travel Trailers/boat abatement throughout public and private lands

FUNDING SOURCES

- Contracts with Lincoln County Solid Waste
- Association Of Concerned Landowners (Private Timberland Owners)
- General Fund

REVENUE & EXPENDITURE SUMMARY

Solid Waste/Forest Contract Expenses & Revenues

	2019 - 20 Actual	2020 - 21 Actual	2021 - 22 Actual	2022 - 23 Budget	2023 - 24 Budget
Revenues					
Revenue					
Charges For Services	$100,650	$123,292	$75,996	$139,240	$159,711
REVENUE TOTAL	**$100,650**	**$123,292**	**$75,996**	**$139,240**	**$159,711**
REVENUES TOTAL	**$100,650**	**$123,292**	**$75,996**	**$139,240**	**$159,711**
Expenses					
Personnel Services					
Represented	$63,372	$68,172	$41,521	$75,902	$93,516
Insurance	$17,238	$17,553	$11,744	$19,443	$23,720
Retirement	$15,080	$15,650	$10,523	$20,223	$22,229
Other Personnel Expenses	$9,605	$10,951	$6,222	$12,222	$11,876
Overtime	$6,021	$5,891	$2,037	$4,500	$5,346
Holiday & Special Rate Pay	$5,691	$5,128	$3,991	$5,000	$0
PERSONNEL SERVICES TOTAL	**$117,006**	**$123,345**	**$76,038**	**$137,290**	**$156,686**
Materials & Services					
Internal Service Charges	$125	$300	$162	$300	$1,325
Travel	$0	$0	$0	$900	$1,000
Program Expenses	$0	$0	$0	$750	$700
MATERIALS & SERVICES TOTAL	**$125**	**$300**	**$162**	**$1,950**	**$3,025**
EXPENSES TOTAL	**$117,131**	**$123,645**	**$76,200**	**$139,240**	**$159,711**
REVENUES LESS EXPENSES	**-$16,481**	**-$353**	**-$204**	**$0**	**$0**

RECENT ACCOMPLISHMENTS

- Updated contractual agreements with Lincoln County Solid Waste and Forest Partners
- Improved public trust and communication with public
- Special County Wide funding agreement for removal of abandoned motorhomes, travel trailers and boats

GOALS & OBJECTIVES

- Enforce strict policy on abandoned motorhomes/travel trailer/boat dumping in Lincoln County
- Attend monthly partnership meetings
- Acquire remote cellular cameras for evidence gathering on public and private forest lands

DEPARTMENT METRICS

- 301,341 Acres of Private Timber Land to spread among 16 land owners

EXPENSE HISTORY

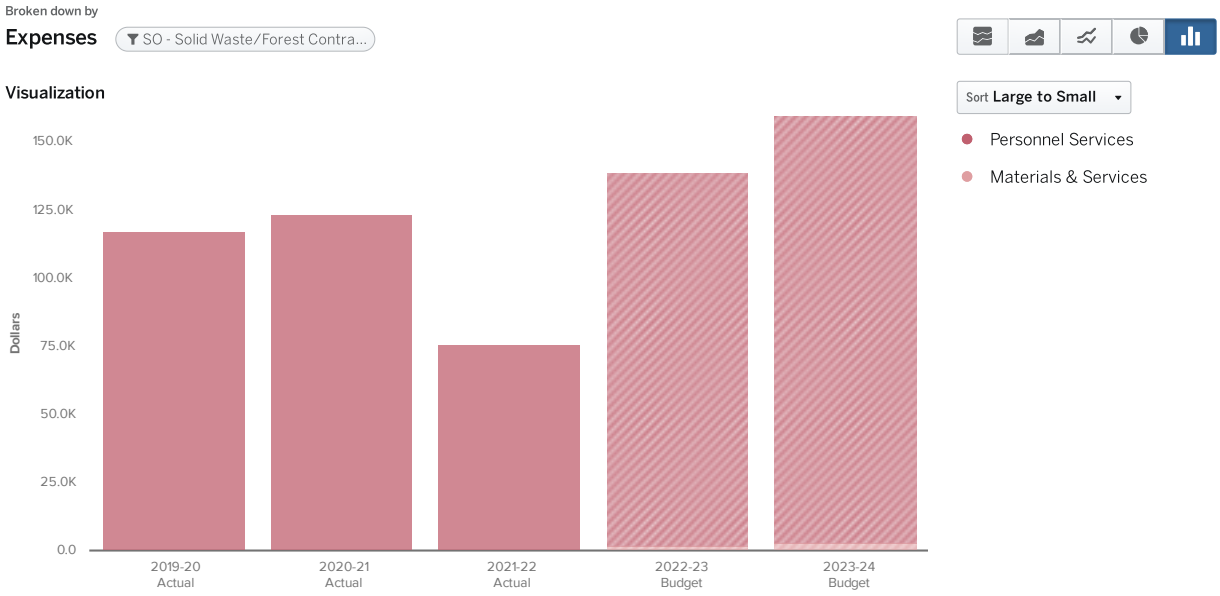

REVENUE HISTORY

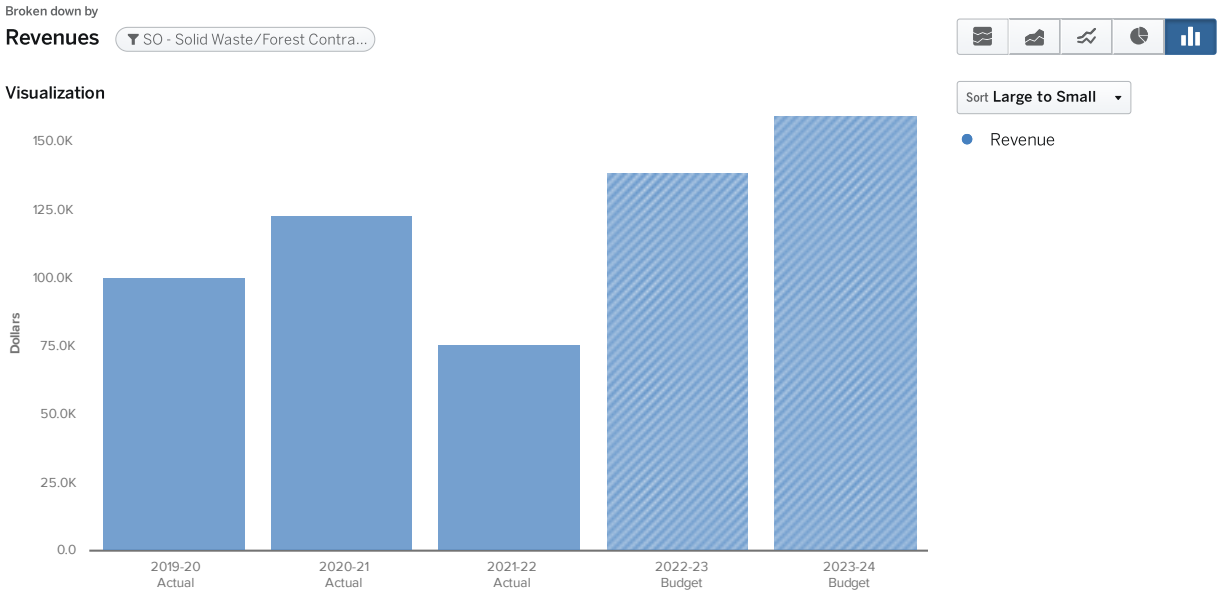

SIGNIFICANT CHANGES

None

SUPPLEMENTAL INFORMATION

- 2022 Annual Report

STEPPING UP INITIATIVE GRANT

BUDGET ORG

Fund: 101 General Fund
Dept: 205 Stepping Up Initiative Grant
Category: Public Safety

KEY STAFF

Sheriff Curtis Landers (Elected Official)
Lieutenant Jamie Russell, Jail Commander
Amy Yates, Pretrial Justice/Adults in Custody Counselor

OVERVIEW

This department was generated for federal grant revenue which supports services and workforce wages assigned to our pretrial services and Adults in Custody counselor teams. This department funds one (1) FTE counselor position primarily focused on Screening, Brief Intervention, and Referral to Treatment (SBIRT) services of our Adults in Custody This program represents an innovative, evidence-based approach to addressing substance use with Adults in Custody in the Lincoln County Jail. The department also funds ancillary needs and services for, as well as tracking/monitoring of, pretrial clients released from custody and awaiting trial.

MAJOR ACTIVITIES

SBIRT Counselor Services:

- Meet with Adults in Custody on an individual basis and in groups to provide mental health and substance abuse therapy
- Screen and assess all Adults in Custody booked into the Lincoln County Jail for drug and alcohol risk
- Make referrals for Adults in Custody who test positive with severe risk outcome on screening tool to outpatient community treatment providers

Pretrial Services:

- Pretrial Services Team comprised of (2) FTEs screens and assesses all Adults in Custody for eligibility of pretrial release and makes recommendations for release to courts during arraignment hearings.
- Case manage approximately 400 clients on pretrial release
- Work with pretrial clients to overcome housing/transportation/communication/other barriers to ensure positive outcomes through and compliance with court processes until case adjudication

FUNDING SOURCES

Comprehensive Opioid, Stimulant, and Substance Abuse Program (COSSAP) of the Bureau of Justice Assistance (Federal Grant Revenue)

REVENUE & EXPENDITURE SUMMARY

Stepping Up Initiative Grant Expenses & Revenues

	2019 - 20 Actual	2020 - 21 Actual	2021 - 22 Actual	2022 - 23 Budget	2023 - 24 Budget
Revenues					
Revenue					
Intergovernmental - Federal	$189,905	$233,929	$203,315	$515,301	$228,186
REVENUE TOTAL	**$189,905**	**$233,929**	**$203,315**	**$515,301**	**$228,186**
REVENUES TOTAL	**$189,905**	**$233,929**	**$203,315**	**$515,301**	**$228,186**
Expenses					
Materials & Services					
Other Contract Services	$48,400	$76,679	$71,047	$163,400	$70,000
Program Expenses	$53,740	$64,640	$35,915	$86,964	$30,000
Training & Professional Development	$5,500	$0	$5,545	$12,649	$0
Travel	$0	$0	$1,183	$7,919	$0
Internal Service Charges	$93	$300	$300	$300	$325
Office Expense	$47	$0	$8	$0	$0
MATERIALS & SERVICES TOTAL	**$107,780**	**$141,619**	**$113,997**	**$271,232**	**$100,325**
Personnel Services					
Represented	$46,354	$74,084	$78,326	$210,546	$85,450
Insurance	$12,524	$17,582	$18,960	$19,466	$21,429
Other Personnel Expenses	$6,104	$10,528	$10,424	$11,943	$10,917
Retirement	$5,213	$8,395	$8,792	$9,179	$9,465
Overtime	$638	$1,637	$479	$2,300	$0
Holiday & Special Rate Pay	$400	$600	$625	$600	$600
PERSONNEL SERVICES TOTAL	**$71,233**	**$112,826**	**$117,607**	**$254,034**	**$127,861**
EXPENSES TOTAL	**$179,014**	**$254,445**	**$231,604**	**$525,266**	**$228,186**
REVENUES LESS EXPENSES	**$10,891**	**-$20,516**	**-$28,289**	**-$9,965**	**$0**

RECENT ACCOMPLISHMENTS

SBIRT Counselor Services:

- Completed development of records management system for tracking outcomes specific to program deliverables
- Provide brief intervention for all Adults in Custody booked into the Lincoln County Jail who screen positive with moderate risk on the SBIRT screening tool (goal was 95%)

Pretrial Services:

- Reduced court Fail to appear rates from an average of 45% in early 2022 to 15% in the Oct-Dec 2022 quarter through effective assessment, monitoring and service connections funded through this department
- Client services and case management of pretrial clients effectively reduced force/early release of Adults in Custody to 111 in 2022, a number that had reached as high as 700 in previous to the COVID pandemic

GOALS & OBJECTIVES

- Provide brief intervention for 95% of eligible Adults in Custody who screen positive with moderate risk on SBIRT screening tool.
- Provide brief treatment for 80% of eligible Adults in Custody who screen positive with a moderate to high-risk screening outcome for drugs and alcohol.
- Refer 75% of people who screen positive with a severe risk outcome on the SBIRT screening tool to an outpatient community treatment provider.

DEPARTMENT METRICS

SBIRT Counselor Services:

- Prior to the implementation of SBIRT Counselor Services in August of 2022, no Adults in Custody were provided SBRT interventions when booked into the Lincoln County Jail. With this grand funding and the addition of one counselor, we are providing brief interventions to all Adults in Custody booked into the jail facility.
- With SBIRT interventions in place, we have been able to identify and make referrals to two primary community providers for eligible Adults in Custody who screen positive with a moderate to high-risk screening outcome for alcohol and/or drug abuse

Pretrial Services:

- With this funding source, we are able to effectively impact our jail population by reducing the number of force/early releases from custody through assessment/monitoring and delivery of essential services and resources for pretrial clients awaiting trial.
- With this funding source, we have reduced court fail to appear rates from 45% to 15% through effective assessment/monitoring and delivery of essential services resources for pretrial clients awaiting trial.

EXPENSE HISTORY

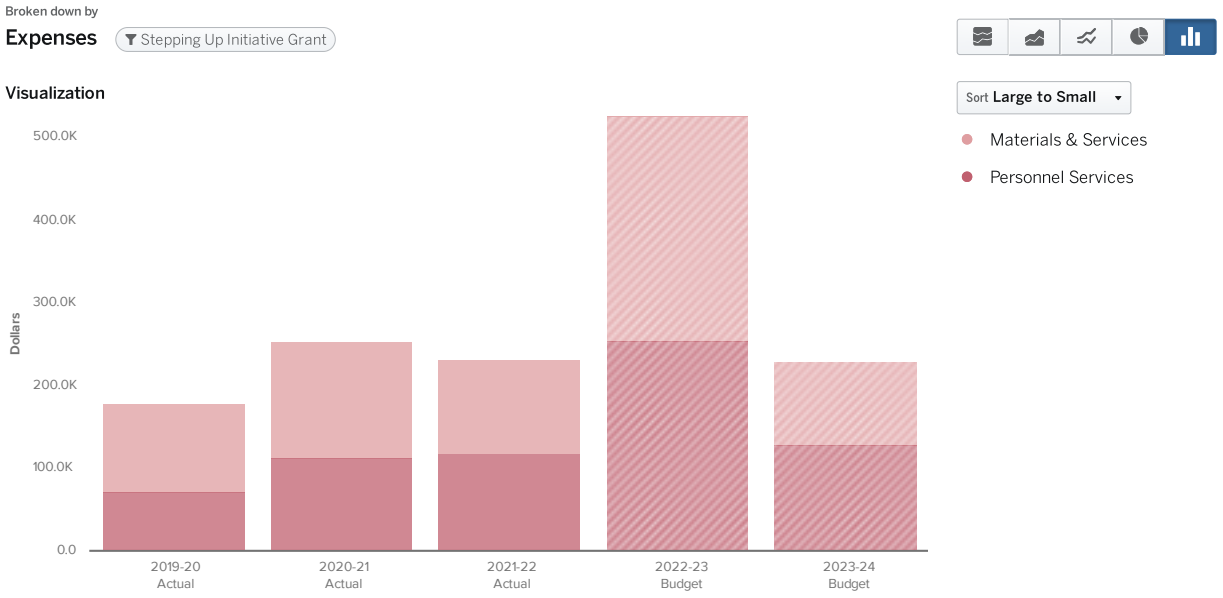

REVENUE HISTORY

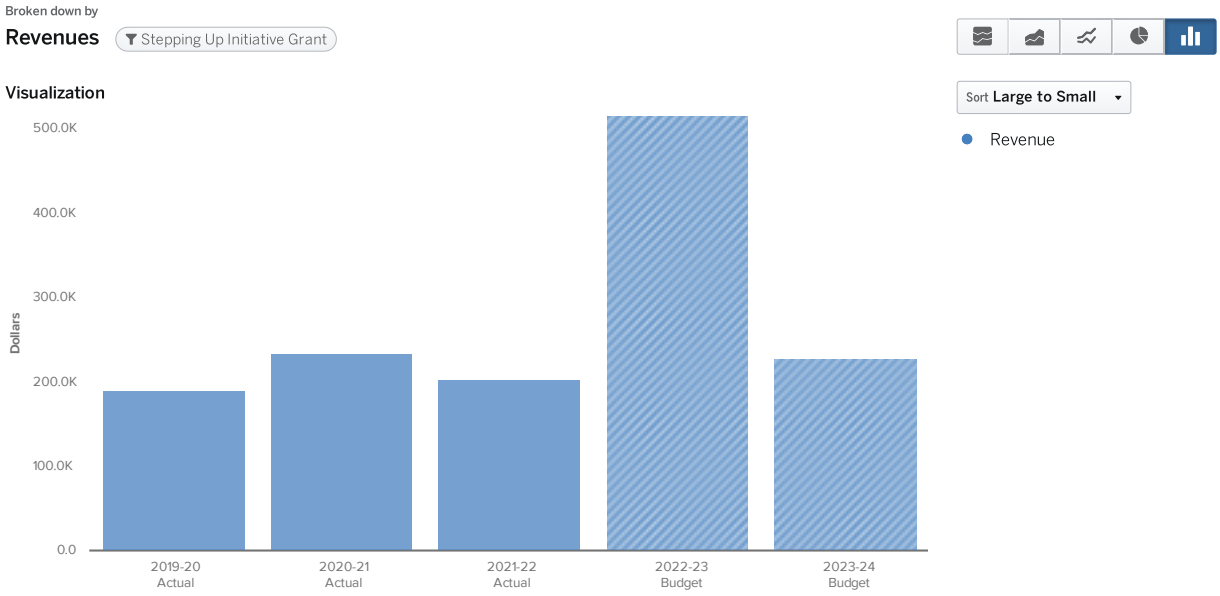

SIGNIFICANT CHANGES

None

SUPPLEMENTAL INFORMATION

- 2022 Annual Report

SHERIFF'S SUPPORT SERVICES

BUDGET ORG

Fund: 101 General Fund
Dept: 206 Sheriff's Support Services
Category: Public Safety

KEY STAFF

Sheriff Curtis Landers (Elected Official)
Lisa Combs, Support Services Director

OVERVIEW

The Support Services Division of the Sheriff's Office provides services to the public in the areas of civil process service and enforcement of court orders, concealed handgun licensing, public records requests, short term rental licensing, fingerprinting, and sex offender registration. The division processes and disseminates police records to other public agencies for the purposes of criminal justice administration, including prosecution and adjudication. We are responsible for safeguarding evidence, found property, relinquished property, and property held as safekeeping.

MAJOR ACTIVITIES

- Concealed Handgun Licensing Program
- Civil Process Service and Court Orders
- Police Record Processing and Public Records
- Property and Evidence Management
- Short Term Rental Licensing Program

FUNDING SOURCES

- General Fund
- Concealed Handgun Licensing Fees
- Civil Fees
- Short Term Rental Licensing Fees
- Other Miscellaneous Fees (public records requests, fingerprinting, etc.)

REVENUE & EXPENDITURE SUMMARY

Sheriff's Support Services Expenses & Revenues

	2019 - 20 Actual	2020 - 21 Actual	2021 - 22 Actual	2022 - 23 Budget	2023 - 24 Budget
Revenues					
Revenue					
Permits & Fees	$100,251	$107,416	$121,577	$170,700	$170,700
Intergovernmental - Local	$0	$0	$0	$0	$36,000
Charges For Services	$0	$0	$0	$0	$24,000
Miscellaneous	$2,442	$1,338	$1,080	$0	$0
REVENUE TOTAL	**$102,693**	**$108,754**	**$122,657**	**$170,700**	**$230,700**
REVENUES TOTAL	**$102,693**	**$108,754**	**$122,657**	**$170,700**	**$230,700**
Expenses					
Personnel Services					
Represented	$293,298	$304,499	$263,097	$321,117	$341,068
Insurance	$120,135	$112,079	$118,395	$148,546	$143,043
Non-Represented	$84,327	$86,856	$91,765	$94,457	$100,213
Other Personnel Expenses	$46,654	$53,313	$46,906	$61,007	$56,477
Retirement	$42,613	$44,441	$41,010	$47,320	$49,543
Holiday & Special Rate Pay	$4,770	$3,900	$6,137	$6,200	$4,200
Overtime	$83	$3,839	$4,205	$3,500	$0
Part Time	$0	$541	$2,160	$1,000	$0
PERSONNEL SERVICES TOTAL	**$591,878**	**$609,467**	**$573,676**	**$683,147**	**$694,545**
Materials & Services					
Office Expense	$30,438	$28,984	$32,194	$31,800	$32,150
Other Contract Services	$5,282	$12,104	$7,383	$27,100	$98,100
Program Expenses	$1,521	$6,513	$5,641	$5,500	$5,500
Furniture & Equipment <$10K	$3,625	$772	$1,368	$4,000	$3,500
Internal Service Charges	$875	$2,100	$1,846	$2,100	$2,375
Travel	$0	$0	$1,686	$2,900	$3,000
Training & Professional Development	$845	$1,070	$934	$1,100	$1,600
MATERIALS & SERVICES TOTAL	**$42,585**	**$51,543**	**$51,052**	**$74,500**	**$146,225**
EXPENSES TOTAL	**$634,463**	**$661,010**	**$624,727**	**$757,647**	**$840,770**
REVENUES LESS EXPENSES	**-$531,770**	**-$552,256**	**-$502,070**	**-$586,947**	**-$610,070**

RECENT ACCOMPLISHMENTS

- Digitized all protection order and firearm prohibition paper files.
- Implemented new criminal justice software (LEDS 20/20) resulting in cost savings.

GOALS & OBJECTIVES

- Implement new records management system (Mark43) to improve operational efficiencies and investigative effectiveness.
- Hosting crime scene investigations and management course to bring more training opportunities to local police agencies.
- Implement requirements of Ballot Measure 114 regarding permits-to-purchase a firearm.

DEPARTMENT METRICS

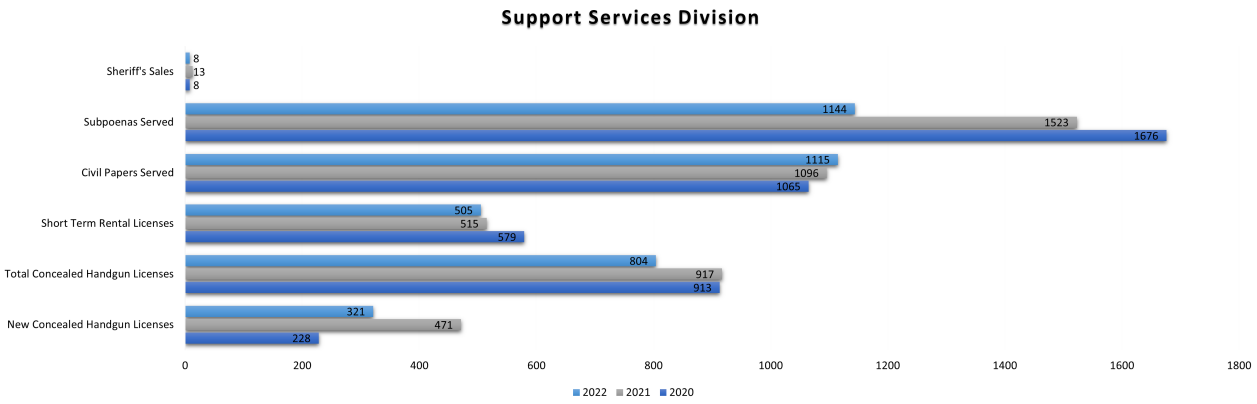

EXPENSE HISTORY

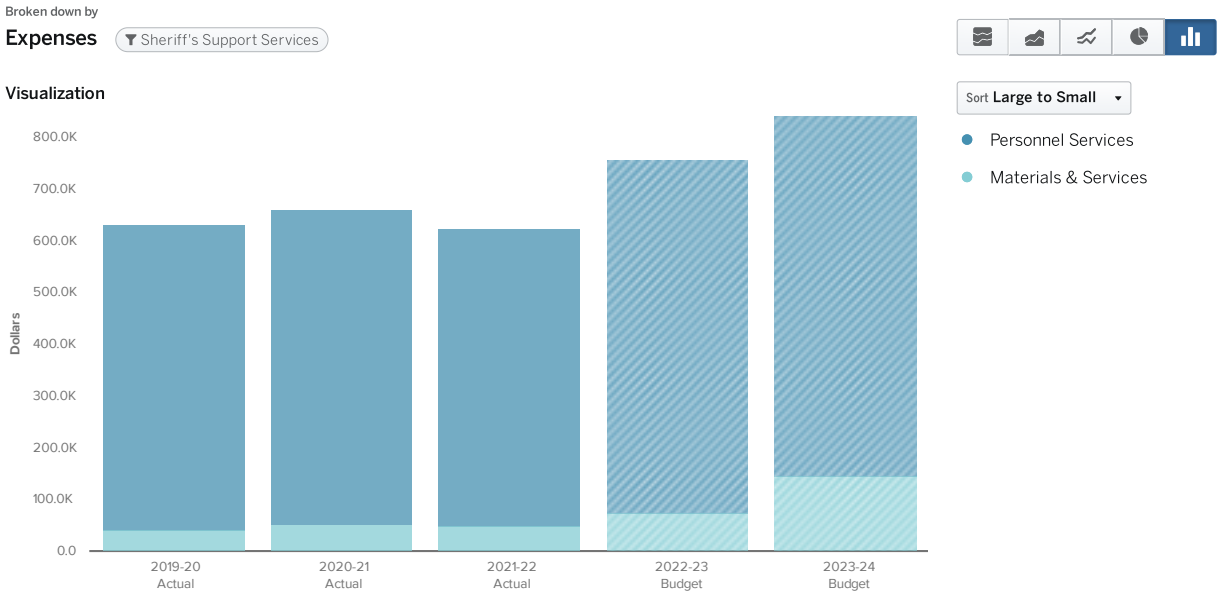

REVENUE HISTORY

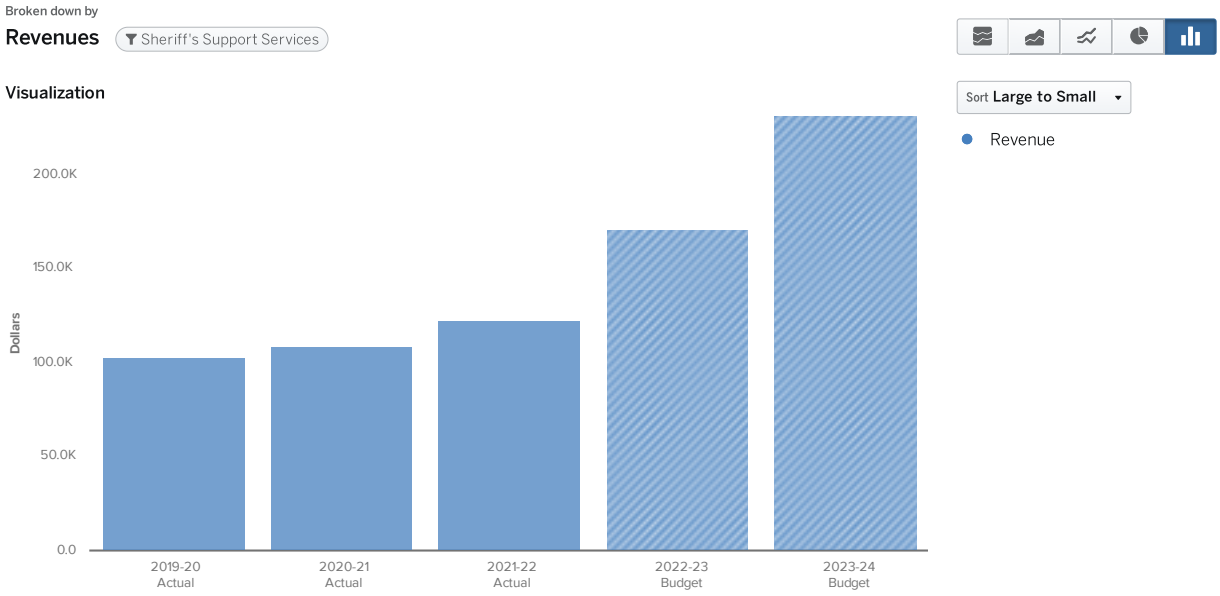

SIGNIFICANT CHANGES

None

SUPPLEMENTAL INFORMATION

- Support Services Division
- 2022 Annual Report



JUVENILE DETENTION & SHELTER

BUDGET ORG

Fund: 101 General Fund
Dept: 640 Juvenile Detention & Shelter
Category: Public Safety

KEY STAFF

Tony Campa, Community Justice Director

OVERVIEW

The administration of Juvenile Court services in pursuant to the Juvenile Code (ORS Chapter 419) and the policies and procedures established by the Circuit Court. Within those guidelines the department investigates screens and supervises those children and their families within Lincoln County from birth through age 24, who have been referred to the Court. The Youth Tides Shelter provides non-behavioral shelter care, runaway, homeless and at-risk youth shelter services and linkage to services.

MAJOR ACTIVITIES

- Community Protection
- Holding Youth Accountable for their actions
- Prevention
- Safe Housing/Shelter Services for youth

FUNDING SOURCES

- General Funds HHS-Administration for Children and Families.
- Oregon Youth Authority
- Oregon Department of Human Services

REVENUE & EXPENDITURE SUMMARY

General Fund Juvenile Detention & Shelter

	2019 - 20 Actual	2020 - 21 Actual	2021 - 22 Actual	2022 - 23 Budget	2023 - 24 Budget
Revenues					
Revenue					
Intergovernmental - Federal	$302,981	$152,069	$295,722	$211,104	$159,955
Charges For Services	$33,711	$6,080	$0	$65,000	$200
Intergovernmental - Other	$15,798	$8,891	$12,553	$11,425	$12,000
Miscellaneous	$196	$0	$0	$0	$0
REVENUE TOTAL	**$352,685**	**$167,040**	**$308,275**	**$287,529**	**$172,155**
Beginning Fund Balance	$0	$0	$0	$0	$41,475
REVENUES TOTAL	**$352,685**	**$167,040**	**$308,275**	**$287,529**	**$213,630**
Expenses					
Personnel Services					
Represented	$900,890	$733,449	$700,842	$865,958	$1,041,843
Insurance	$316,173	$242,667	$213,305	$395,544	$318,354
Non-Represented	$290,891	$237,145	$202,627	$263,769	$284,346
Other Personnel Expenses	$158,735	$140,130	$127,449	$168,417	$168,357
Retirement	$133,798	$108,856	$103,922	$126,477	$147,854
Part Time	$0	$46,272	$46,602	$45,000	$46,350
Holiday & Special Rate Pay	$1,206	$759	$24,040	$38,843	$432
Overtime	$12,118	$5,325	$2,233	$1,700	$6,558
PERSONNEL SERVICES TOTAL	**$1,813,810**	**$1,514,604**	**$1,421,021**	**$1,905,708**	**$2,014,094**
Materials & Services					
Program Expenses	$87,995	$103,718	$73,787	$170,451	$179,770
Other Contract Services	$35,392	$90,501	$121,841	$139,600	$203,994
Office Expense	$27,813	$29,723	$29,569	$35,000	$36,203
Internal Service Charges	$18,867	$26,417	$25,045	$25,700	$33,048
Furniture & Equipment <$10K	$16,927	$17,124	$14,319	$22,697	$23,000
Training & Professional Development	$14,408	$14,314	$22,856	$23,290	$19,000
Client Services	$6,891	$603	$86	$63,300	$3,600
Travel	$3,735	$840	$579	$4,500	$4,500
MATERIALS & SERVICES TOTAL	**$212,028**	**$283,241**	**$288,082**	**$484,538**	**$503,115**
Capital Expenditures					
Capital Expenditures	$0	$0	$0	$41,000	$0
CAPITAL EXPENDITURES TOTAL	**$0**	**$0**	**$0**	**$41,000**	**$0**
EXPENSES TOTAL	**$2,025,838**	**$1,797,845**	**$1,709,103**	**$2,431,246**	**$2,517,209**
REVENUES LESS EXPENSES	**-$1,673,153**	**-$1,630,805**	**-$1,400,828**	**-$2,143,717**	**-$2,303,579**

RECENT ACCOMPLISHMENTS

- Partner with Lincoln County School District to provide prevention education.
- Community Outreach
- Implement Cultural Enrichment Opportunities

GOALS & OBJECTIVES

- Reduce Detention Bed Usage
- Enhance Youth Services
- Increase Prevention Services
- Increase safe shelter/housing for at risk youth.

DEPARTMENT METRICS

None

EXPENSE HISTORY

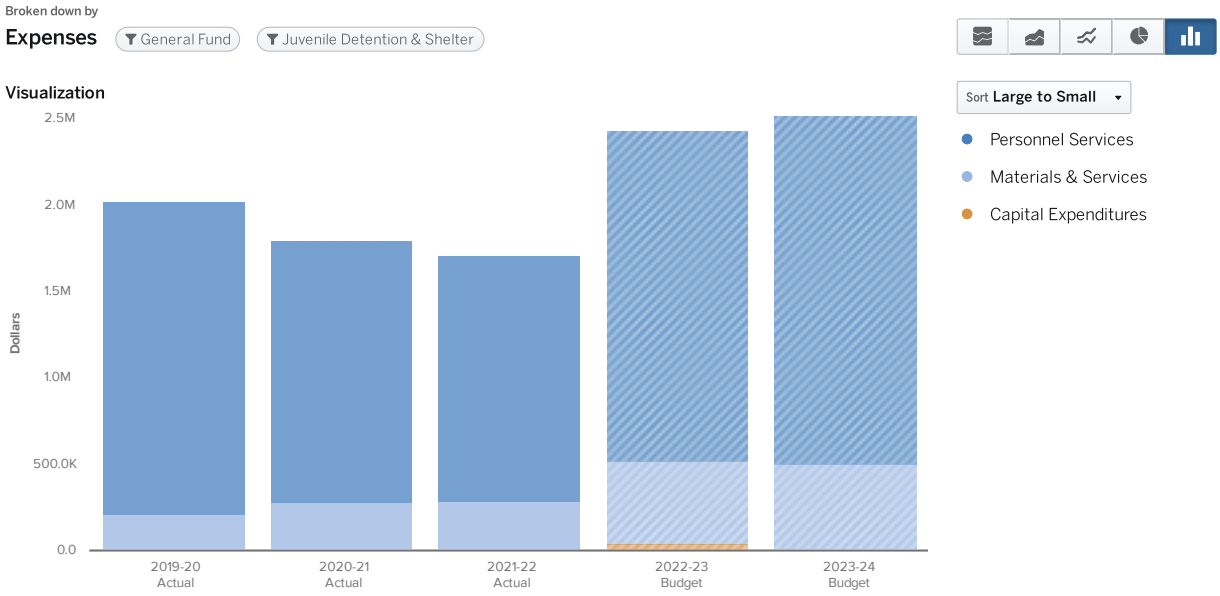

REVENUE HISTORY

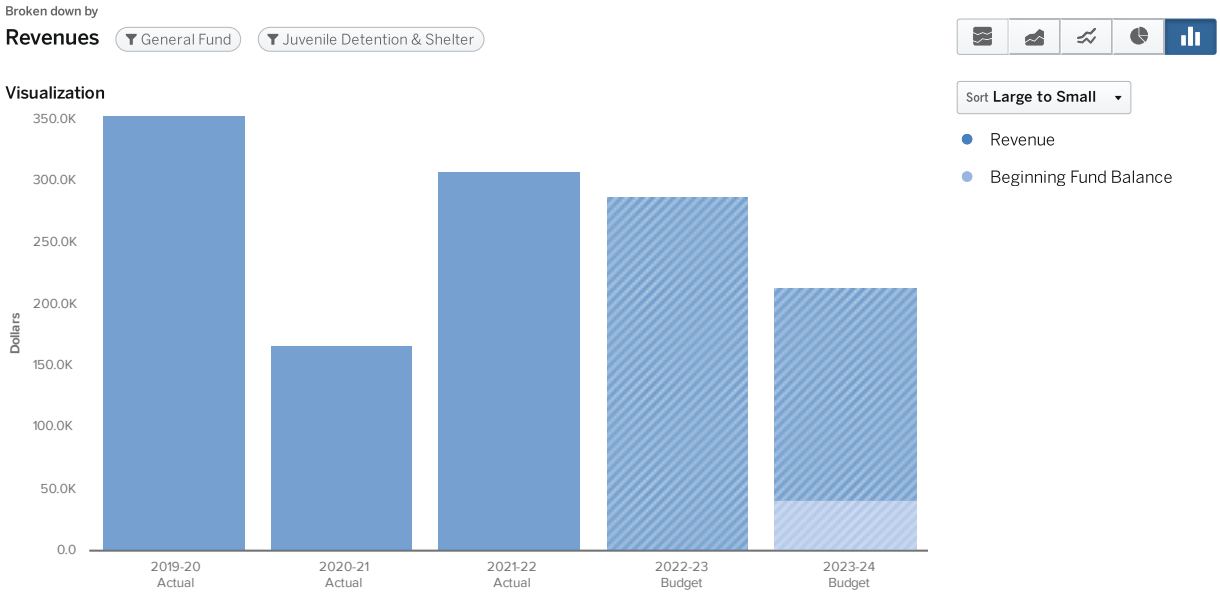

SIGNIFICANT CHANGES

- Senate Bill 575 changed the rules for expunction of qualifying juvenile records, this went into effect January 2, 2022.

SUPPLEMENTAL INFORMATION

None

WORK CREW

BUDGET ORG

Fund: 101 General Fund
Dept: 124 P&P Work Crew
Category: Public Safety

KEY STAFF

Tony Campa, Community Justice Director

OVERVIEW

Work Crew is often an alternative sentencing program offering a way to reduce jail bed usage and an opportunity to provide services that is beneficial to the community. The work-crew is an out-of-custody program supervised by Probation Staff. Referrals come from court judgements, as a condition of their sentence or alternative program, as an alternative or addition to jail sentences. The Parole and Probation Officers use our supervised work crew as a low-cost alternative to incarceration-this lessens the demand for jail beds, teach basic employable skills to participants.

Work sites include non-profit and government agencies.

MAJOR ACTIVITIES

- To provide a structure where justice involved individuals contribute their skills and labor with various nonprofit and government agencies throughout Lincoln County instead of serving time in jail.
- Work Crew contributes to thousands of hours each year of voluntary labor to nonprofit and government agencies in our community. Projects include vegetation control, park and trail maintenance, litter removal and other projects needed in our community.

FUNDING SOURCES

- General Fund
- Partially funded by revenue charged to nonprofit and government agencies throughout Lincoln County.

REVENUE & EXPENDITURE SUMMARY

Work Crew Expenses & Revenues

	2019 - 20 Actual	2020 - 21 Actual	2021 - 22 Actual	2022 - 23 Budget	2023 - 24 Budget
Revenues					
Revenue					
Charges For Services	$47,550	$60,775	$56,975	$90,000	$90,000
REVENUE TOTAL	**$47,550**	**$60,775**	**$56,975**	**$90,000**	**$90,000**
REVENUES TOTAL	**$47,550**	**$60,775**	**$56,975**	**$90,000**	**$90,000**
Expenses					
Personnel Services					
Non-Represented	$81,485	$63,869	$100,683	$151,551	$136,440
Insurance	$22,368	$19,308	$41,106	$61,991	$74,147
Retirement	$9,619	$7,566	$15,796	$18,021	$16,358
Other Personnel Expenses	$10,302	$8,692	-$399	$21,689	$17,320
Overtime	$432	$0	$0	$5,059	$0
PERSONNEL SERVICES TOTAL	**$124,205**	**$99,434**	**$157,186**	**$258,311**	**$244,266**
Materials & Services					
Other Contract Services	$0	$213,193	$240	$0	$0
Program Expenses	$9,474	$60,109	$4,204	$30,000	$31,000
Internal Service Charges	$14,617	$12,964	$12,393	$19,900	$19,813
IT Software & Equipment	$3,600	$3,600	$3,740	$5,400	$6,000
Furniture & Equipment <$10K	$15,850	$0	$0	$0	$0
Office Expense	$1,289	$107	$0	$1,900	$1,600
Travel	$43	$0	$0	$2,000	$2,000
Training & Professional Development	$198	$0	$0	$500	$500
MATERIALS & SERVICES TOTAL	**$45,071**	**$289,974**	**$20,577**	**$59,700**	**$60,913**
EXPENSES TOTAL	**$169,276**	**$389,408**	**$177,763**	**$318,011**	**$305,179**
REVENUES LESS EXPENSES	**-$121,726**	**-$328,633**	**-$120,788**	**-$228,011**	**-$215,179**

RECENT ACCOMPLISHMENTS

None

GOALS & OBJECTIVES

- Assisted local law enforcement with debris clean up from former transient camps and illegal dump sites.
- Assisted several county departments, local schools, city and state parks with invasive weed removal, landscape maintenance, liter clean-up and other beautification projects in our community.

DEPARTMENT METRICS

None

EXPENSE HISTORY

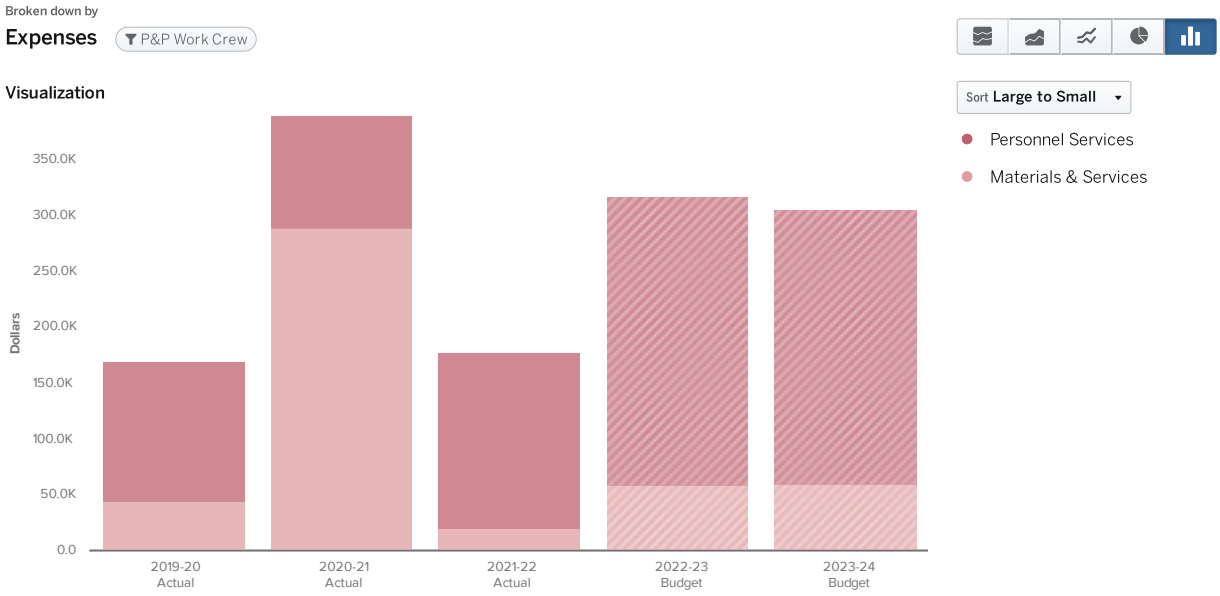

REVENUE HISTORY

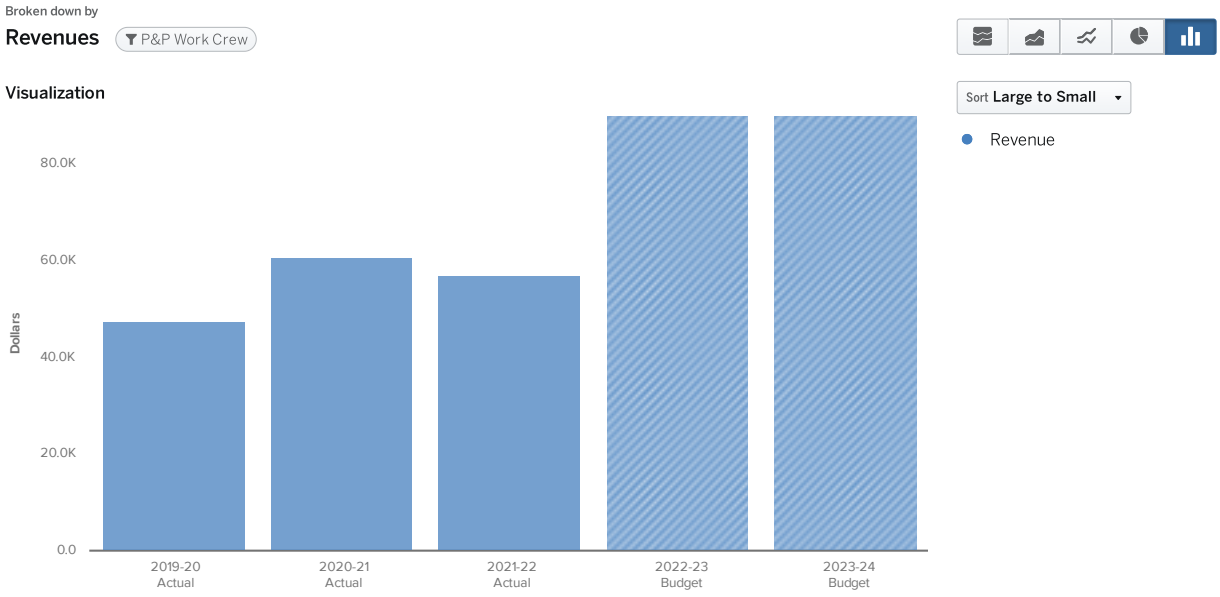

SIGNIFICANT CHANGES

None

SUPPLEMENTAL INFORMATION

None

COMMUNITY SERVICES SUMMARY

OVERVIEW

The Community Services grouping of departments includes Parks, Veteran's Services, and County Awarded Grants and Contracts. These programs operate to benefit the Lincoln County community at large.

MAJOR ACTIVITIES

- Veteran's Services
- Parks Administration
- County Awarded Grands & Contracts

FUNDING SOURCES

- General Fund
- Intergovernmental - State
- Fees & Charges

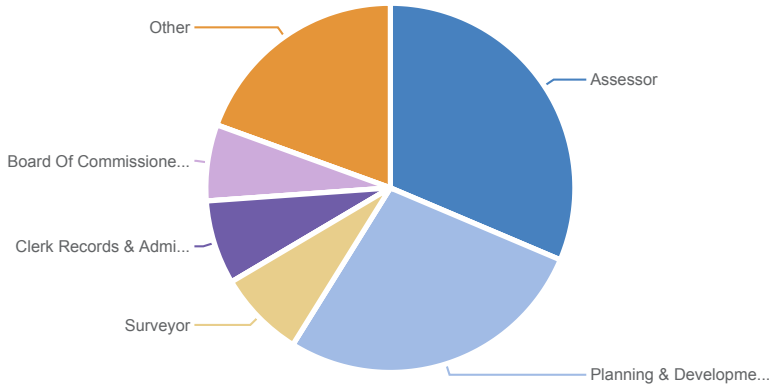

$5,919,254.61
Expenses in 2022

Visualization

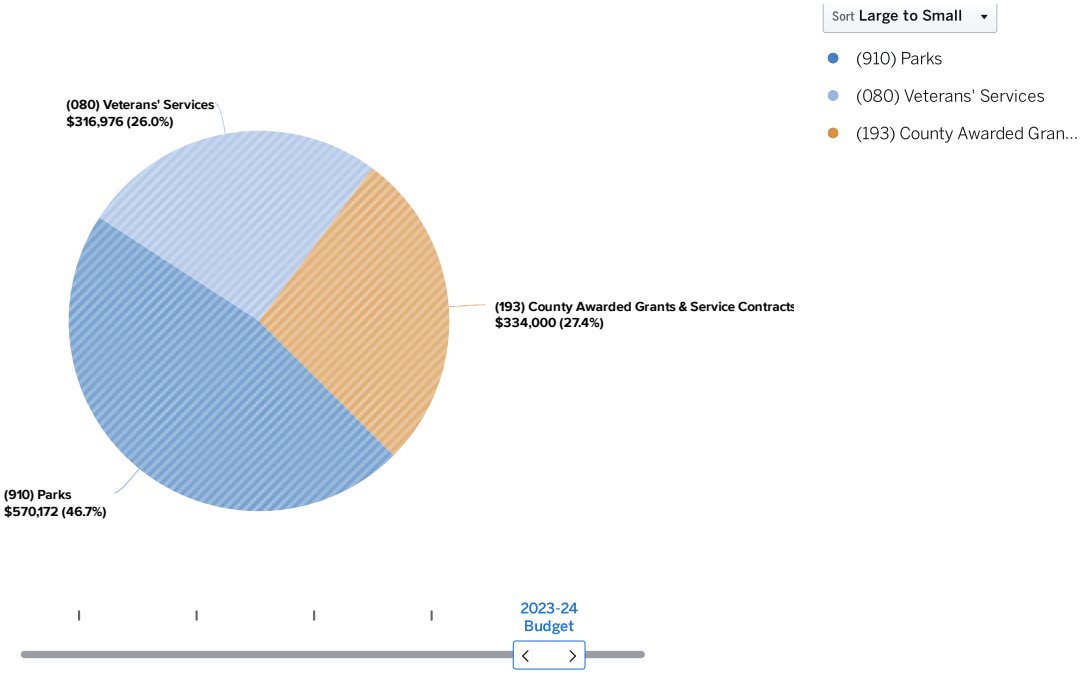

EXPENDITURE SUMMARY

Community Services by Department

	2019 - 20 Actual	2020 - 21 Actual	2021 - 22 Actual	2022 - 23 Budget	2023 - 24 Budget
Parks	$545,244	$558,344	$582,586	$593,048	$570,172
Veterans' Services	$264,277	$328,658	$246,415	$425,170	$316,976
County Awarded Grants & Service Contracts	$0	$0	$0	$0	$334,000
TOTAL	**$809,520**	**$887,002**	**$829,001**	**$1,018,218**	**$1,221,148**

LINKS TO DEPARTMENT PAGES

- Parks
- County Awarded Grants & Service Contracts
- Veteran's Services

PARKS

BUDGET ORG

Fund: 101 General Fund
Dept: 910 Parks
Category: Community Services

KEY STAFF

Roy Kinion, Public Works Director
Kelly Perry, Parks Operations Supervisor

OVERVIEW

The County Parks system currently maintains 14 parks within Lincoln County. Three of the County Parks provide camping opportunities with the remainder being made up of Day Use facilities. All but one of the parks within the Parks system provide direct access to water related activities. There are also several parks that provide the opportunity for a nature hike. The Parks staff is responsible for the natural resource management within the park boundaries and also the maintenance of all of the park facilities.

MAJOR ACTIVITIES

- Responsible for Natural Resource Management
- Cleaning and maintenance of Parks facilities
- Building and maintenance of Parks systems
- Providing visitors with a safe Park environment

FUNDING SOURCES

- General Fund
- State RV License Fees
- User Fees
- State Marine Board Marine Access Pathway Funds

REVENUE & EXPENDITURE SUMMARY

Parks Expenses & Revenues

	2019 - 20 Actual	2020 - 21 Actual	2021 - 22 Actual	2022 - 23 Budget	2023 - 24 Budget
Revenues					
Revenue					
Charges For Services	$91,944	$143,928	$156,014	$135,455	$150,988
Intergovernmental - State	$138,675	$134,840	$115,692	$135,100	$115,100
Permits & Fees	$0	$1,998	$4,883	$2,500	$0
Miscellaneous	$667	$0	$0	$0	$0
REVENUE TOTAL	**$231,287**	**$280,766**	**$276,589**	**$273,055**	**$266,088**
REVENUES TOTAL	**$231,287**	**$280,766**	**$276,589**	**$273,055**	**$266,088**
Expenses					
Personnel Services					
Represented	$137,450	$144,369	$153,028	$158,618	$118,661
Insurance	$90,570	$88,815	$90,066	$99,784	$66,493
Non-Represented	$74,652	$78,353	$101,518	$73,024	$77,286
Other Personnel Expenses	$30,705	$34,474	$34,617	$38,327	$24,727
Part Time	$3,975	$17,401	$17,590	$23,000	$70,000
Retirement	$24,254	$25,353	$29,127	$26,375	$22,173
Overtime	$2,245	$1,928	$3,563	$2,500	$2,500
Holiday & Special Rate Pay	$1,260	$1,080	$975	$720	$720
PERSONNEL SERVICES TOTAL	**$365,110**	**$391,772**	**$430,485**	**$422,348**	**$382,560**
Materials & Services					
Internal Service Charges	$58,168	$54,565	$50,362	$49,000	$52,915
Other Contract Services	$29,224	$38,642	$43,919	$54,500	$44,500
Office Expense	$31,152	$33,330	$33,278	$29,700	$37,197
Rent & Facilities Expense	$7,606	$11,094	$6,371	$7,900	$19,400
Furniture & Equipment <$10K	$5,296	$8,910	$7,603	$6,500	$6,500
Program Expenses	$4,544	$4,926	$2,621	$4,100	$7,100
Client Services	$373	$339	$638	$500	$1,500
Travel	$0	$0	$0	$1,000	$1,000
Training & Professional Development	$0	$0	$0	$1,000	$1,000
MATERIALS & SERVICES TOTAL	**$136,363**	**$151,805**	**$144,792**	**$154,200**	**$171,112**
Capital Expenditures	$43,771	$14,767	$7,310	$16,500	$16,500
EXPENSES TOTAL	**$545,244**	**$558,344**	**$582,586**	**$593,048**	**$570,172**
REVENUES LESS EXPENSES	**-$313,957**	**-$277,577**	**-$305,997**	**-$319,993**	**-$304,084**

RECENT ACCOMPLISHMENTS

- Planted and restored 2 acres of stream front property
- Restored and repaired aging infrastructure at Moonshine Park
- Acquired $250,000 Grant from Oregon Parks and Recreation

GOALS & OBJECTIVES

- Continue to improve current operational efficiencies
- Sustainably manage the natural areas within the parks system
- Diversify Park amenities for all user groups
- Continue the development of Brown Park Campground

DEPARTMENT METRICS

- Maintain the natural resources of 333 acres of parks
- 4057 campsites booked which equates to around 16,000 people staying overnight in our campgrounds
- 5,000 people paid for Day Use at Moonshine Park
- Estimated that during fishing season approximately 3,000 fisherman use various ramps to access the various rivers in our county

EXPENSE HISTORY

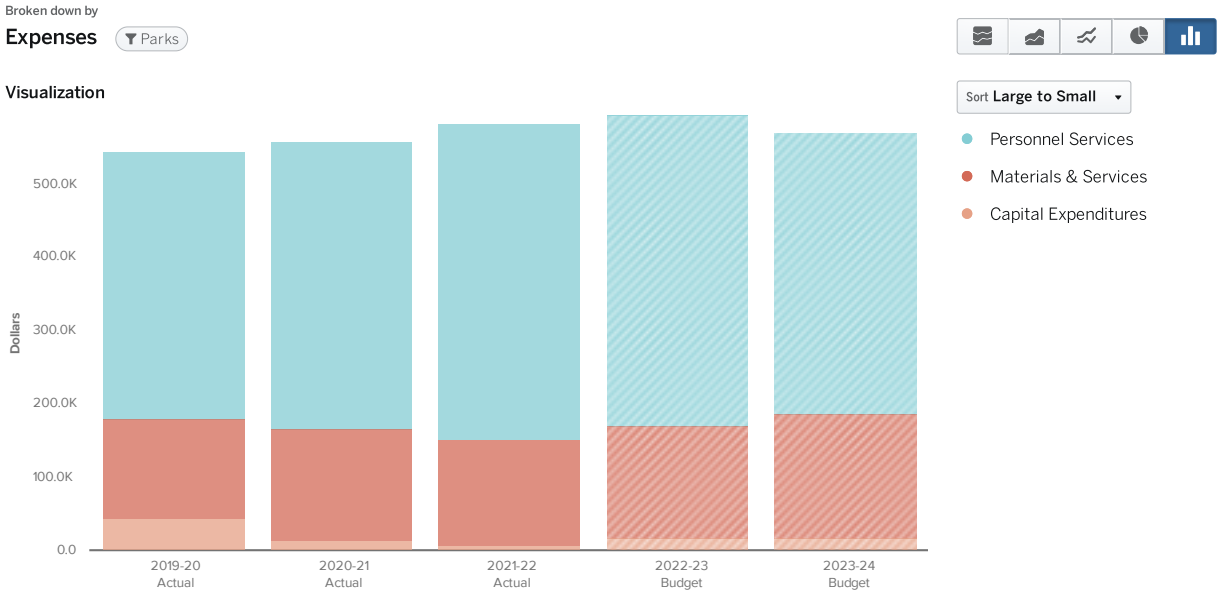

REVENUE HISTORY

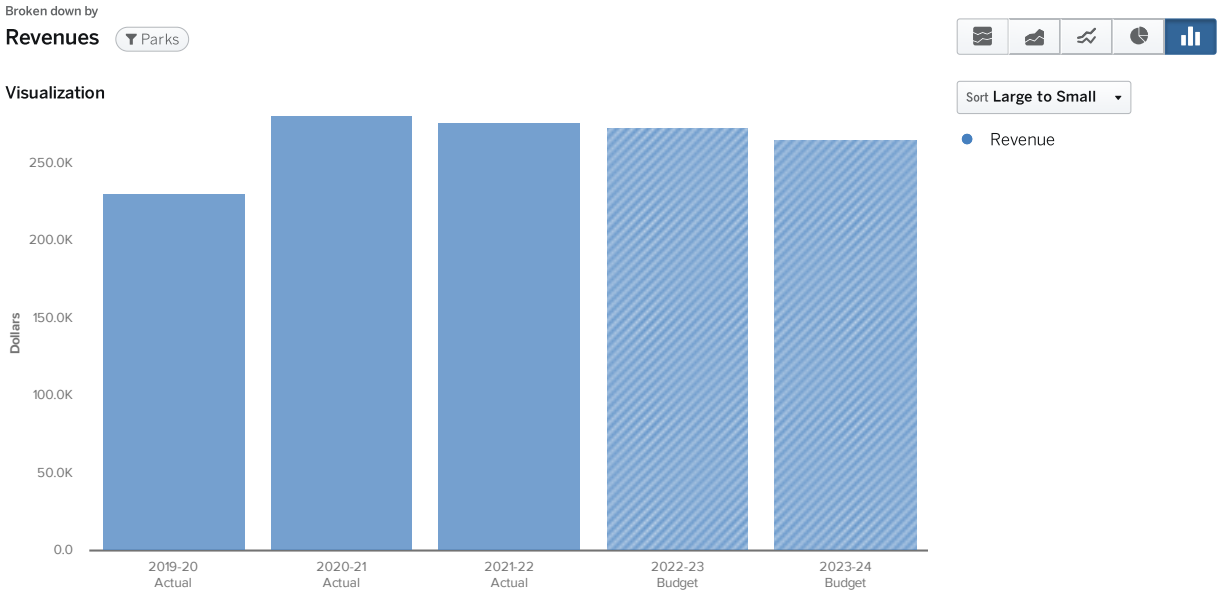

SIGNIFICANT CHANGES

Hired new Parks Operation Supervisor in 2022

SUPPLEMENTAL INFORMATION

None

VETERANS' SERVICES

BUDGET ORG

Fund: 101 General Fund
Dept: 080 Veterans' Services
Category: Community Services

KEY STAFF

Tim Johnson, County Administrator
Keith Barnes, Veteran Services Officer
Caroline Karaverdian, Veteran Services Coordinator

OVERVIEW

The services provided to qualifying Veterans of the Armed Forces in Lincoln County include, but are not limited to, assisting Veterans and/or their dependants (including qualified, surviving spouses) with the following:

- Service-connected disability claims/compensation
- Non service-connected disability claims/pension
- Surviving Spouse benefits
- Burial, Marker and Flag applications
- Dependent children benefits
- Education benefits
- Vocational Rehabilitation applications
- Locating military service/medical records
- Aid in upgrading the Veteran's disability percentage
- VA Medical Enrollment applications

MAJOR ACTIVITIES

- Service-connected disability claims/compensation
- Non service-connected disability claims/pension
- Surviving Spouse benefits
- Burial, Marker and Flag applications
- Dependent children benefits
- Education benefits
- Vocational Rehabilitation applications
- Locating military service/medical records
- Aid in upgrading the Veteran's disability percentage
- VA Medical Enrollment applications
- Prescription refill assistance

FUNDING SOURCES

- General Funds augmented by Pass-through funding from the Oregon Department of Veteran affairs.

REVENUE & EXPENDITURE SUMMARY

Veteran's Services Expenses & Revenues

	2019 - 20 Actual	2020 - 21 Actual	2021 - 22 Actual	2022 - 23 Budget	2023 - 24 Budget
Revenues					
Revenue					
Intergovernmental - State	$108,559	$99,954	$116,870	$110,000	$110,000
REVENUE TOTAL	**$108,559**	**$99,954**	**$116,870**	**$110,000**	**$110,000**
REVENUES TOTAL	**$108,559**	**$99,954**	**$116,870**	**$110,000**	**$110,000**
Expenses					
Personnel Services					
Non-Represented	$115,708	$130,551	$97,199	$122,006	$129,133
Insurance	$51,016	$64,650	$26,591	$50,853	$34,873
Represented	$25,248	$51,023	$29,427	$54,734	$56,427
Retirement	$16,653	$20,986	$14,961	$20,521	$21,492
Other Personnel Expenses	$11,852	$17,156	$13,723	$18,516	$18,176
Part Time	$0	$0	$9,501	$0	$0
PERSONNEL SERVICES TOTAL	**$220,477**	**$284,366**	**$191,403**	**$266,630**	**$260,101**
Materials & Services					
Rent & Facilities Expense	$28,800	$28,800	$28,800	$28,800	$28,800
Other Contract Services	$6,092	$5,271	$6,574	$98,290	$0
Program Expenses	$0	$983	$10,908	$12,000	$12,000
Office Expense	$4,864	$7,466	$6,574	$5,850	$6,700
Travel	$3,652	$0	$413	$9,700	$6,600
Furniture & Equipment <$10K	$0	$872	$630	$2,500	$750
Internal Service Charges	$333	$900	$963	$1,200	$1,075
Training & Professional Development	$60	$0	$150	$200	$950
MATERIALS & SERVICES TOTAL	**$43,800**	**$44,292**	**$55,012**	**$158,540**	**$56,875**
EXPENSES TOTAL	**$264,277**	**$328,658**	**$246,415**	**$425,170**	**$316,976**
REVENUES LESS EXPENSES	**-$155,718**	**-$228,704**	**-$129,544**	**-$315,170**	**-$206,976**

RECENT ACCOMPLISHMENTS

- The Veteran services office has continued to provide veterans of Lincoln county with superior services. During FY 22/23 office has brought in more than $184,000 in new monthly benefits for veterans along with $621,589.93 in retroactive pay. This equals over $2,000,000.00 in income coming into the county directly to Veterans. By the conclusion of FY 22/23 this will be grater then a 10:1 ration of funds coming into the county compared to current budget.

GOALS & OBJECTIVES

- The Veterans Services office will continue to strive to exceed expectations in providing services to veterans:
- Continue Veteran outreach.
- Continue working with and serving community partners
- Build relationships with Veterans and outside agencies to continue providing services to veterans

DEPARTMENT METRICS

None

EXPENSE HISTORY

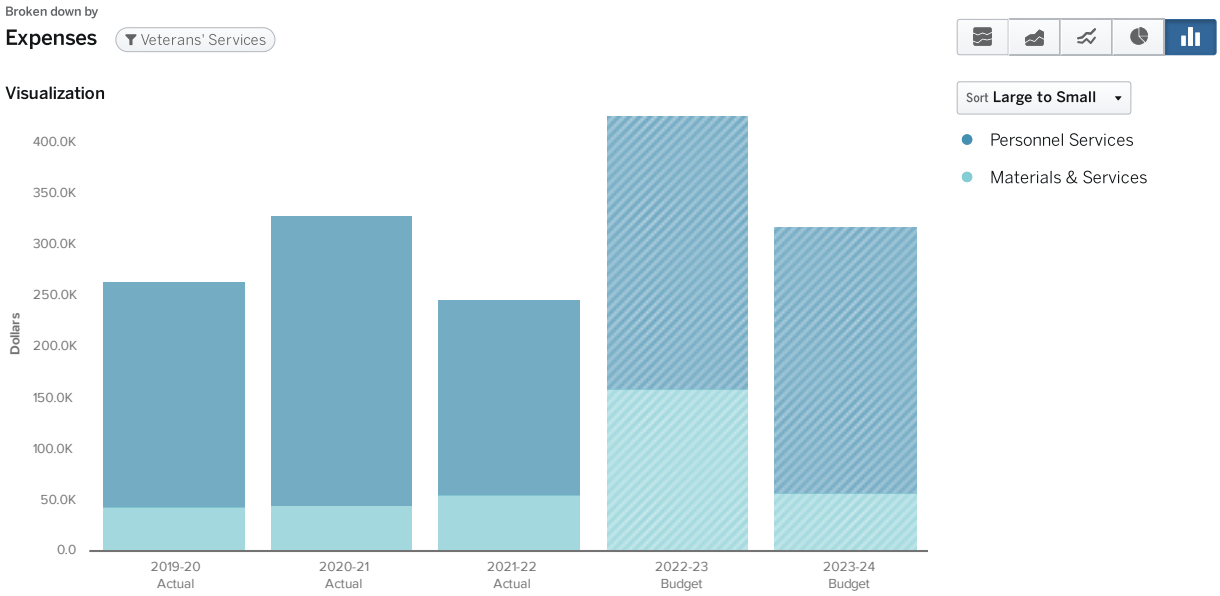

REVENUE HISTORY

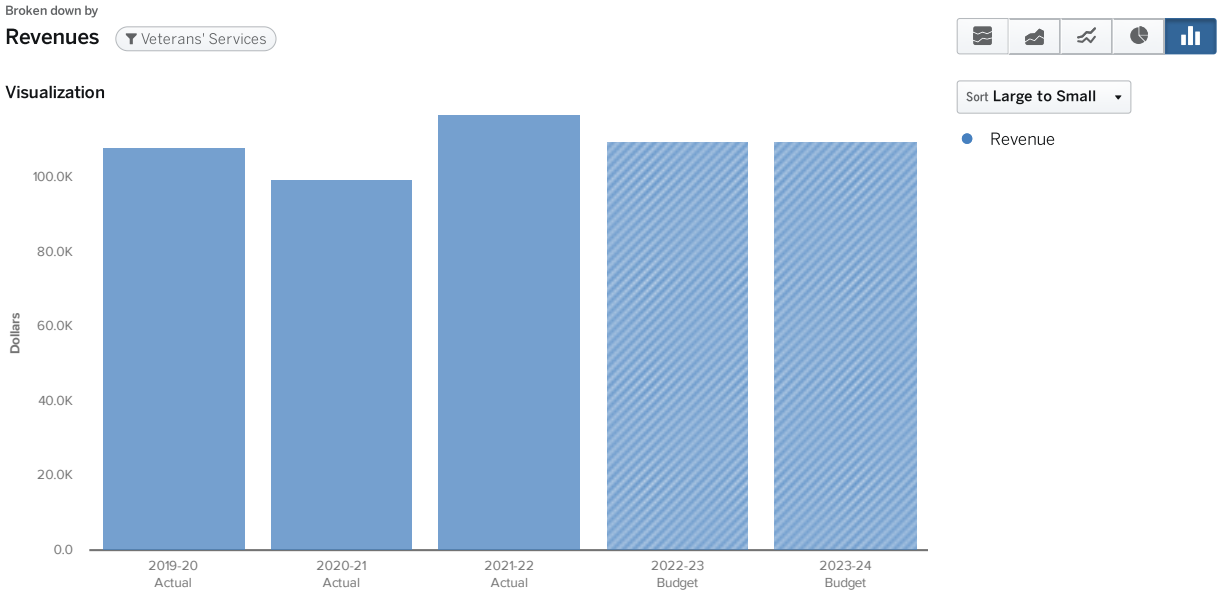

SIGNIFICANT CHANGES

- No significant changes expected

SUPPLEMENTAL INFORMATION

None

COUNTY AWARDED GRANTS & SERVICE CONTRACTS

BUDGET ORG

Fund: 101 General Fund
Dept: 193 County Grants & Service Contracts
Category: Community Services

KEY STAFF

Tim Johnson, County Administrator

OVERVIEW

The County may award community service organizations and service providers contracts or grants to provide services that benefit the community. These awards may be variable from year to year and are issued at the Board of Commissioners discretion.

MAJOR ACTIVITIES

- Community Grants
- Predator Control Services

FUNDING SOURCES

- General Fund

REVENUE & EXPENDITURE SUMMARY

County Awarded Grants & Service Contracts Revenue & Expenses

	2019 - 20 Actual	2020 - 21 Actual	2021 - 22 Actual	2022 - 23 Budget	2023 - 24 Budget
Expenses					
Materials & Services					
Program Expenses	$0	$0	$0	$0	$270,000
Other Contract Services	$0	$0	$0	$0	$64,000
MATERIALS & SERVICES TOTAL	**$0**	**$0**	**$0**	**$0**	**$334,000**
EXPENSES TOTAL	**$0**	**$0**	**$0**	**$0**	**$334,000**
REVENUES LESS EXPENSES	**$0**	**$0**	**$0**	**$0**	**-$334,000**

RECENT ACCOMPLISHMENTS

-

GOALS & OBJECTIVES

-

DEPARTMENT METRICS

To be determined

EXPENSE HISTORY

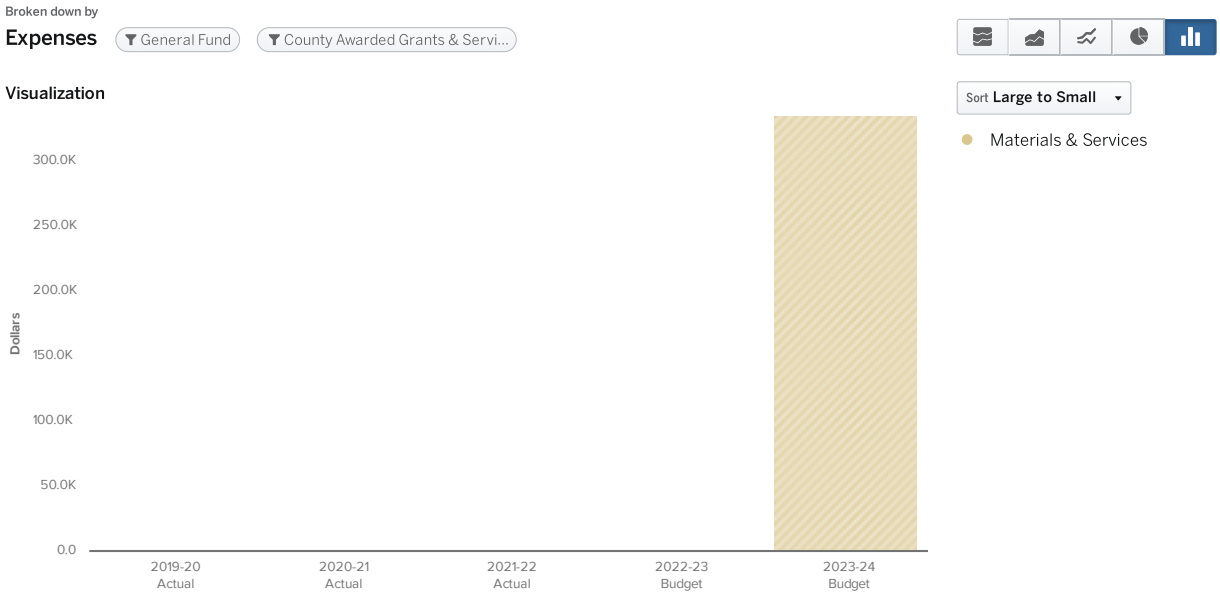

SIGNIFICANT CHANGES

This department was established in the FY24 budget. Previously, these activities were contained in the now closed departments 991 and 993.

SUPPLEMENTAL INFORMATION

Link to Community Services awards FY24 - to be completed after July 1, 2023 at Board direction.

HEALTH & HUMAN SERVICES

OVERVIEW

The Health and Human services cluster of funds and programs represent a significant portion of Lincoln County's operational activities. Health & Human Services are comprised of 4 operating funds and over 25 distinct departments with a variety of programs and activities intended to foster the health and well being of Lincoln County's residents.

MAJOR ACTIVITIES

- Public Health
  - Regulatory Functions
  - Education and Health Promotion
  - Prevention & Mitigation Programs
  - Vital Statistics
- Behavioral Health
  - Child, Family, & Adult Services
  - Crisis Services
  - Behavioral Health Activities
- Lincoln County Community Health Center
  - Primary Care Center
  - School Based Health Centers
  - Office Based Addiction Treatment
  - Veteran's Administration Medical Services
- Developmental Disability Services

FUNDING SOURCES

- Revenue
  - Charges for Services
  - Grants & awards received from the Federal & State Government
  - Other Grants & awards
- Transfers from other Funds
- Beginning Balances and Reserves

FUNDING SOURCES SUMMARY

HHS Revenue Summary

	2019 - 20 Actual	2020 - 21 Actual	2021 - 22 Actual	2022 - 23 Budget	2023 - 24 Budget
Revenue					
Charges For Services	$8,695,870	$9,030,887	$9,994,188	$10,222,365	$13,497,463
Intergovernmental - Federal	$6,622,290	$5,663,251	$8,999,880	$7,238,343	$6,198,911
Intergovernmental - State	$2,379,517	$2,755,718	$3,864,274	$8,317,398	$7,739,593
Intergovernmental - Local	$807,841	$680,028	$567,990	$702,170	$276,611
Miscellaneous	$176,530	$157,939	$233,161	$148,050	$233,900
Intergovernmental - Other	$79,091	$285,579	$70,119	$100,592	$68,500
REVENUE TOTAL	**$18,761,139**	**$18,573,402**	**$23,729,612**	**$26,728,918**	**$28,014,978**
Beginning Fund Balance	$5,154,301	$7,421,613	$7,636,915	$12,165,380	$13,908,038
Transfers In	$982,356	$60,000	$179,821	$1,870,442	$951,372
TOTAL	**$24,897,795**	**$26,055,015**	**$31,546,348**	**$40,764,740**	**$42,874,388**

EXPENDITURE SUMMARY

HHS Expense Summary by Fund

	2019 - 20 Actual	2020 - 21 Actual	2021 - 22 Actual	2022 - 23 Budget	2023 - 24 Budget
Behavioral Health Fund	$7,148,342	$6,569,438	$6,289,012	$18,024,932	$22,105,594
Public Health Fund	$6,683,537	$7,372,080	$8,116,446	$11,899,934	$9,964,612
Lincoln Community Health	$4,124,969	$4,082,766	$4,460,747	$7,635,070	$7,243,116
Developmental Disability Fund	$0	$0	$0	$3,204,804	$3,561,066
TOTAL	**$17,956,847**	**$18,024,284**	**$18,866,204**	**$40,764,740**	**$42,874,388**

PUBLIC HEALTH

LINCOLN COUNTY COMMUNITY HEALTH CENTER

BEHAVIORAL HEALTH

DEVELOPMENTAL DISABILITY SERVICES

PUBLIC HEALTH - SUMMARY

BUDGET ORG

Fund: 208 Public Health Fund
Dept: Various
Category: Health & Human Services

KEY STAFF

Jayne Romero, Health and Human Services Director
Florence Pourtal, Public Health Director

OVERVIEW

Lincoln County Public Health, in collaboration with our community partners, provides leadership to assure the conditions for healthy communities.

Maternal Child & Family Health programs include:

- Babies First! is a program that provides Registered Nurse and Community Health Worker visits for parents who are pregnant and/or have babies and young children up to age 5.
- CaCoon (CAre COordinatiON) is a statewide, public health nurse visiting program in partnership with OHSU. Home visit nurses and community health workers support families that have children and youth with special health needs through age 20.
- Family Connects is a universal postpartum nurse home visiting program. Visits occur between 3 and 12 weeks postpartum.
- Nurse Family Partnership is a program to support first time pregnant moms through pregnancy and through their child's 2nd birthday.
- Parents as Teachers promotes the optimal early development, learning and health of children by supporting and engaging their parents and caregivers.
- A nutrition education and food supplement program for pregnant women, breastfeeding women, and infants and children under 5 years of age.

Communicable Disease programs include:

- Communicable Disease Nursing provides counseling and testing for various diseases that are easily spread from person to person (also known as communicable diseases).
- There are 50+ reportable diseases in Oregon. ALL animal bites must be reported to Lincoln County Public Health.
- Lincoln County Health and Human Services coordinates flu shot clinics each fall.
- Sexually Transmitted Diseases and Infection services
- We are a safety net clinic (to be used if primary care is not available or accessible) that is able to provide immunizations to adults and children.

Health Promotion programs aim to facilitate policy, systems, and environment changes to assure the conditions for health and equity for all. Health Promotion programs include:

- Lincoln County's Community Health Improvement Plan (CHIP) is a 5-year community-driven plan and change process to improve community health through coordination and collaboration.

- Lincoln County's Mental Health Promotion program provides information to increase knowledge and skills for increasing mental health promoting spaces and reducing stigma surrounding mental illness and treatment.
- Lincoln County's Tobacco Prevention and Education Program (TPEP) strives to make Lincoln County a healthier community by eliminating exposure to secondhand smoke, preventing youth from initiating tobacco use, identifying and eliminating tobacco-related disparities in all populations, and to help smokers quit. Lincoln County TPEP is supported by grant funds from the Oregon State Tobacco and Education Program.
- Lincoln County's Substance Abuse Prevention programs aim to prevent substance misuse and abuse. We particularly focus on preventing youth access to substances. With clear boundaries and expectations, youth are less likely to use substances like alcohol and marijuana. Other strategies for decreasing substance use in communities include policies like raising the minimum age for use to 21, regulating advertising practices, and limiting the hours of sale.
- Lincoln County's Problem Gambling prevention program increases awareness of problem gambling, provides tips to reduce risk for problem gambling, promotes treatment for problem gambling, and provides technical assistance for developing policies to reduce risk of problem gambling.
- Lincoln County's Harm Reduction program offers rapid HIV and Hepatitis C testing, syringe exchange services, and free resources to reduce risk of HIV, Hepatitis C, sexually transmitted, and serious bacterial infections, like condoms and first aid supplies.

Emergency Preparedness services for biological/chemical disasters and other emergency services.

Vital Statistics provides registration of all births and deaths in Lincoln County, as well as maintain vital statistics reports.

Public Health includes the following departments:
375-Solid Waste Disposal
401-Public Health Modernization & Accreditation
405-Communicable Disease
407-Public Health Prevention
410-HHS Administration
411-Maternal/Child Home Visiting
412-Nurse Family Partnership
413-WIC Program
414-Tobacco Education/Prevention
415-COVID Response
417-Parents as Teachers
430-Addictions Prevention
434-Emergency Preparedness
440-Environmental Health
441-Vital Statistics
452-Harm Reduction
457-Immunization Action Plan
490-Safe Drinking Water

MAJOR ACTIVITIES

See individual department pages for more detail.

FUNDING SOURCES

- Oregon Health Authority
- Various Grant Revenues
- Franchise Fees
- Targeted Case Management Revenues
- License and Inspection Fees

REVENUE & EXPENDITURE SUMMARY

Public Health Fund Summary

	2019 - 20 Actual	2020 - 21 Actual	2021 - 22 Actual	2022 - 23 Budget	2023 - 24 Budget
Revenues					
Revenue					
Charges For Services	$3,679,093	$3,978,328	$3,844,923	$4,506,165	$4,501,955
Intergovernmental - Federal	$3,044,688	$2,807,964	$5,224,040	$1,591,409	$1,277,581
Intergovernmental - State	$479,005	$528,167	$432,229	$1,239,131	$1,310,827
Miscellaneous	$65,688	$89,611	$111,531	$78,300	$100,000
Intergovernmental - Other	$0	$225,000	$0	$0	$0
REVENUE TOTAL	**$7,268,474**	**$7,629,070**	**$9,612,722**	**$7,415,005**	**$7,190,363**
Beginning Fund Balance	$677,511	$2,173,846	$2,509,314	$4,234,929	$2,438,839
Transfers In	$863,799	$60,000	$179,821	$250,000	$335,410
REVENUES TOTAL	**$8,809,784**	**$9,862,917**	**$12,301,857**	**$11,899,934**	**$9,964,612**
Expenses					
Personnel Services	$4,875,276	$5,541,275	$5,991,886	$6,005,743	$6,745,754
Materials & Services	$1,654,762	$1,830,805	$2,081,790	$2,146,650	$1,601,266
Contingency	$0	$0	$0	$2,401,099	$1,617,592
Transfers Out	$118,557	$0	$0	$1,346,442	$0
Capital Expenditures	$34,942	$0	$42,770	$0	$0
EXPENSES TOTAL	**$6,683,537**	**$7,372,080**	**$8,116,446**	**$11,899,934**	**$9,964,612**
REVENUES LESS EXPENSES	**$2,126,247**	**$2,490,837**	**$4,185,411**	**$0**	**$0**

RECENT ACCOMPLISHMENTS

- See specific department for more information.

GOALS & OBJECTIVES

- See specific department for more information.

DEPARTMENT METRICS

See individual departments.

REVENUE & EXPENSE HISTORY

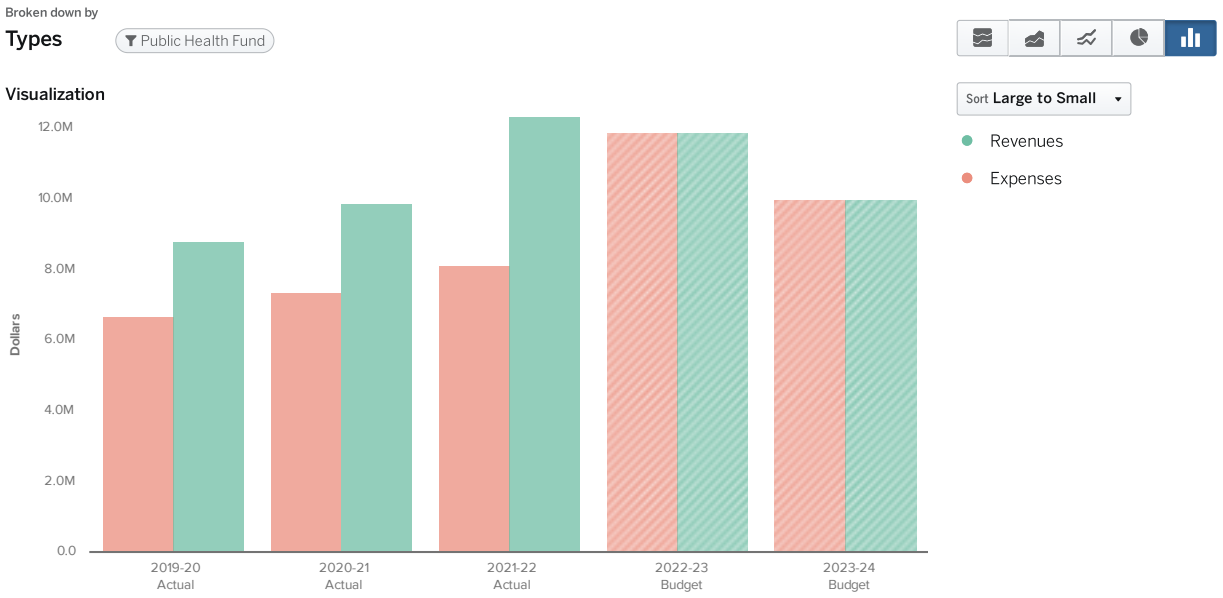

SIGNIFICANT CHANGES

SUPPLEMENTAL INFORMATION

SOLID WASTE DISPOSAL

BUDGET ORG

Fund: 208 Public Health Fund
Dept: 375 Solid Waste Disposal
Category: Health & Human Services

KEY STAFF

Jayne Romero, Health and Human Services Director
Florence Pourtal, Public Health Director
Kaline Chavarria, Environmental Health Program Manager

OVERVIEW

Provide solid waste administration and follow up services for Lincoln County as required.

MAJOR ACTIVITIES

- We get a percentage of the franchise fees from the garbage/recycling haulers that operate in Lincoln County.
- This budget pays for part of the Environmental Health program manager position (50%) and for part of the Environmental Health office assistant position (10%).
- Our team handles the solid waste complaints in Lincoln County and works closely with municipal and county planning departments and code enforcement officers.
- This budget often carries a beginning balance that helps offset the gaps in funding we might encounter in departments 440, 441, and 490.
- The solid waste department is a source of funding for the Environmental Health programs in Lincoln County.

FUNDING SOURCES

- Franchise Fees

REVENUE & EXPENDITURE SUMMARY

Solid Waste Disposal Expenses & Revenues

	2019 - 20 Actual	2020 - 21 Actual	2021 - 22 Actual	2022 - 23 Budget	2023 - 24 Budget
Revenues					
Revenue					
Charges For Services	$96,862	$112,855	$102,895	$100,000	$105,000
REVENUE TOTAL	**$96,862**	**$112,855**	**$102,895**	**$100,000**	**$105,000**
Beginning Fund Balance					
Beginning Balance	$56,038	$83,559	$111,998	$124,471	$140,847
BEGINNING FUND BALANCE TOTAL	**$56,038**	**$83,559**	**$111,998**	**$124,471**	**$140,847**
REVENUES TOTAL	**$152,900**	**$196,414**	**$214,892**	**$224,471**	**$245,847**
Expenses					
Personnel Services					
Non-Represented	$39,139	$46,050	$46,662	$41,117	$42,249
Insurance	$10,342	$13,694	$17,126	$13,961	$14,985
Retirement	$5,080	$5,892	$6,100	$5,404	$5,538
Represented	$5,050	$5,176	$5,371	$5,556	$5,643
Other Personnel Expenses	$4,000	$5,120	$5,451	$5,548	$5,178
Overtime	$33	$133	$8	$0	$0
PERSONNEL SERVICES TOTAL	**$63,644**	**$76,065**	**$80,718**	**$71,586**	**$73,592**
Contingency					
Contingency	$0	$0	$0	$145,562	$134,140
CONTINGENCY TOTAL	**$0**	**$0**	**$0**	**$145,562**	**$134,140**
Materials & Services					
Internal Service Charges	$5,655	$8,242	$7,570	$7,273	$7,538
Office Expense	$43	$109	$0	$50	$50
Program Expenses	$0	$0	$0	$0	$250
Travel	$0	$0	$0	$0	$100
MATERIALS & SERVICES TOTAL	**$5,698**	**$8,351**	**$7,570**	**$7,323**	**$7,938**
EXPENSES TOTAL	**$69,341**	**$84,416**	**$88,288**	**$224,471**	**$215,670**
REVENUES LESS EXPENSES	**$83,559**	**$111,998**	**$126,605**	**$0**	**$30,176**

RECENT ACCOMPLISHMENTS

- During the 2022-2023 fiscal year a new solid waste and enforcement group commenced. The group includes members from County environmental health, planning, onsite septic, the solid waste district manager, building official and code enforcement. The goal of this group is to provide a cohesive strategic plan to complaints and enforcement.

GOALS & OBJECTIVES

- To outline a road map by which a complaint is addressed by the appropriate department and is followed up in a timely manner.
- Assist with updating the enforcement protocol in Lincoln County with this process.

DEPARTMENT METRICS

- At current time there are four members of the Environmental Health team: 1 Administrative Assistant, 2 REHS/REHST inspectors and 1 Enviornmental Health Manager.
- Department carries out the activities of Lincoln County Code Chapter 2 Environment and Health.

EXPENSE HISTORY

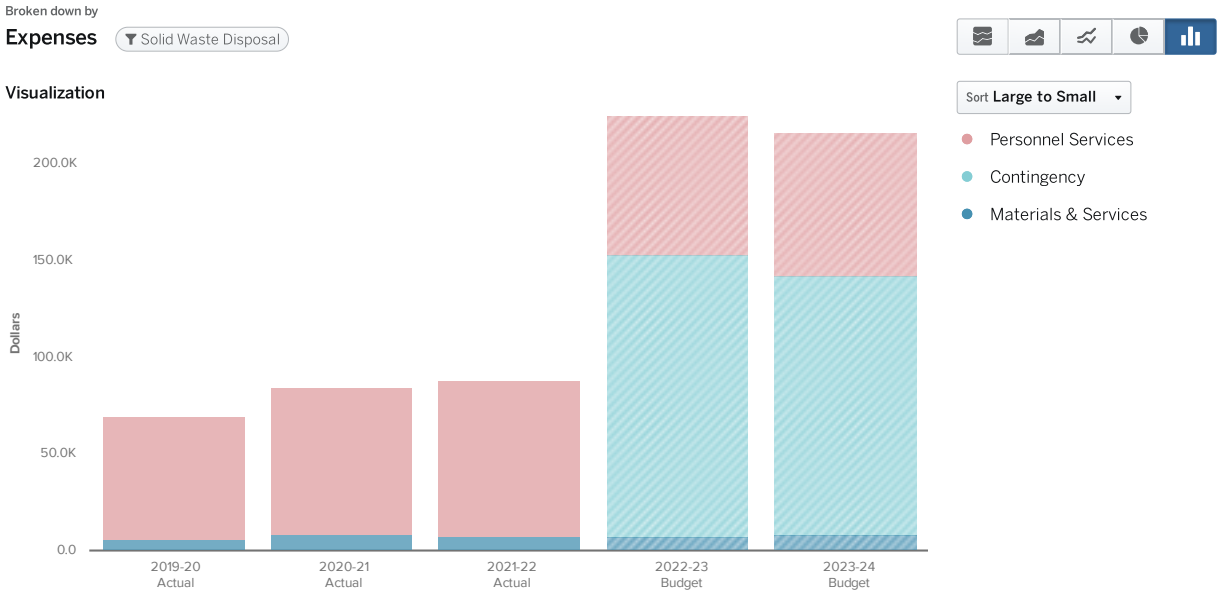

REVENUE HISTORY

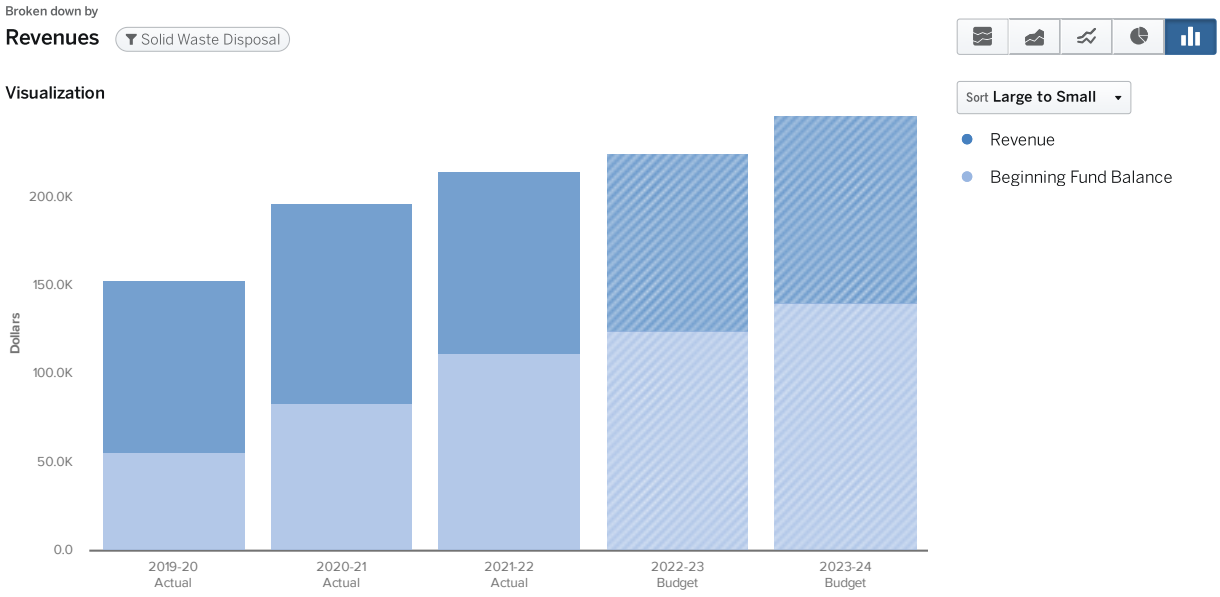

SIGNIFICANT CHANGES

None

SUPPLEMENTAL INFORMATION

None

PUBLIC HEALTH MODERNIZATION & ACCREDITATION

BUDGET ORG

Fund: 208 Public Health Fund
Dept: 401 PH Modernization and Accreditation
Category: Health & Human Services

KEY STAFF

Jayne Romero, Health and Human Services Director
Florence Pourtal, Public Health Director
Callie Lamendola-Gilliam, Communicable Diseases and Health Promotion Program Manager

OVERVIEW

This department carries the revenues received for Public Health Modernization in Lincoln County. Public Health Modernization focuses on ensuring that everyone in Lincoln County - and across the state - has access to fundamental Public Health programs and capabilities. So far, we have received enough funding to focus on Communicable Diseases prevention and Environmental Health, which represent 2 out of 4 foundational public health programs.

MAJOR ACTIVITIES

- Major activities will depend on the level on funding and investment we will receive from the legislature for the upcoming biennium. With the same level of funding we received this past biennium, we will be able to sustain and further develop the work we engaged with (see recent accomplishments below) for the past few years.

FUNDING SOURCES

- Oregon Health Authority
- Federal Modernization revenue

REVENUE & EXPENDITURE SUMMARY

PH Modernization and Accreditation Expenses & Revenues

	2019 - 20 Actual	2020 - 21 Actual	2021 - 22 Actual	2022 - 23 Budget	2023 - 24 Budget
Revenues					
Revenue					
Intergovernmental - State	$0	$0	$0	$653,222	$403,697
Intergovernmental - Federal	$0	$0	$0	$156,245	$317,335
REVENUE TOTAL	**$0**	**$0**	**$0**	**$809,467**	**$721,032**
Beginning Fund Balance					
Beginning Balance	$16,708	$7,442	$482	$0	$0
BEGINNING FUND BALANCE TOTAL	**$16,708**	**$7,442**	**$482**	**$0**	**$0**
Transfers In					
Interfund Transfers In	$3,684	$0	$0	$0	$0
TRANSFERS IN TOTAL	**$3,684**	**$0**	**$0**	**$0**	**$0**
REVENUES TOTAL	**$20,392**	**$7,442**	**$482**	**$809,467**	**$721,032**
Expenses					
Personnel Services					
Represented	$0	$0	$0	$173,539	$282,945
Insurance	$490	$480	$51	$78,300	$108,262
Non-Represented	$4,134	$3,809	$868	$49,166	$104,365
Other Personnel Expenses	$390	$387	$90	$33,351	$38,439
Retirement	$489	$446	$100	$24,976	$43,225
PERSONNEL SERVICES TOTAL	**$5,503**	**$5,122**	**$1,110**	**$359,332**	**$577,236**
Materials & Services					
Other Contract Services	$5	$0	$0	$322,299	$108,510
Internal Service Charges	$1,109	$454	$482	$33,136	$59,393
Training & Professional Development	$5,600	$1,300	$1,000	$20,000	$5,600
Program Expenses	$204	$0	$0	$20,000	$10,242
Office Expense	$5	$15	$26	$2,336	$11,435
Furniture & Equipment <$10K	$0	$0	$0	$5,413	$5,900
Travel	$512	$0	$0	$3,000	$3,000
IT Software & Equipment	$0	$0	$0	$0	$1,700
Client Services	$12	$0	$0	$0	$240
Rent & Facilities Expense	$0	$68	$137	$0	$0
MATERIALS & SERVICES TOTAL	**$7,447**	**$1,837**	**$1,645**	**$406,184**	**$206,020**
Contingency					
Contingency	$0	$0	$0	$43,951	$0
CONTINGENCY TOTAL	**$0**	**$0**	**$0**	**$43,951**	**$0**
EXPENSES TOTAL	**$12,950**	**$6,960**	**$2,754**	**$809,467**	**$783,257**
REVENUES LESS EXPENSES	**$7,442**	**$482**	**-$2,272**	**$0**	**-$62,225**

RECENT ACCOMPLISHMENTS

- Workforce augmentation through the hiring of the following positions for the first time ever in Lincoln County - epidemiologist and data analyst, equity coordinator, community partnerships and outreach. In addition, we have been able to expand FTE towards emergency preparedness, organizational leadership, and are recruiting for a communications officer.
- We conducted an Equity Assessment that is informing our planning for this next year.
- We are working on a climate and adaptation plan with our Benton county's partners.
- We are finalizing a regional health assessment and are in the midst of starting the prioritization for a regional health improvement plan.
- We are expanding our data and performance management capacity by developing internal dashboards and will then start focusing on public facing dashboards to keep our community informed on the work our teams contribute to everyday.

GOALS & OBJECTIVES

- Work towards National Public Health re-accreditation.
- Review and update the ESF8 Emergency Operations Plan.
- Finalize the Climate and Health Adaptation plan and start implementing it.
- Implement our equity focused strategic plan.
- Collect, analyze and report data for data-driven decision-making.
- Further develop and sustain our internal performance management system.
- Develop and implement the health improvement plan in partnership with community and regional counterparts.

DEPARTMENT METRICS

- Number of staff recruited and retained to ensure Public Health foundational capabilities are met.
- Lincoln County public health department is re-accredited by the Public Health Accreditation board in 2024.
- Our services are more equitable, and our community is engaged through planning and implementation of programs and interventions.

EXPENSE HISTORY

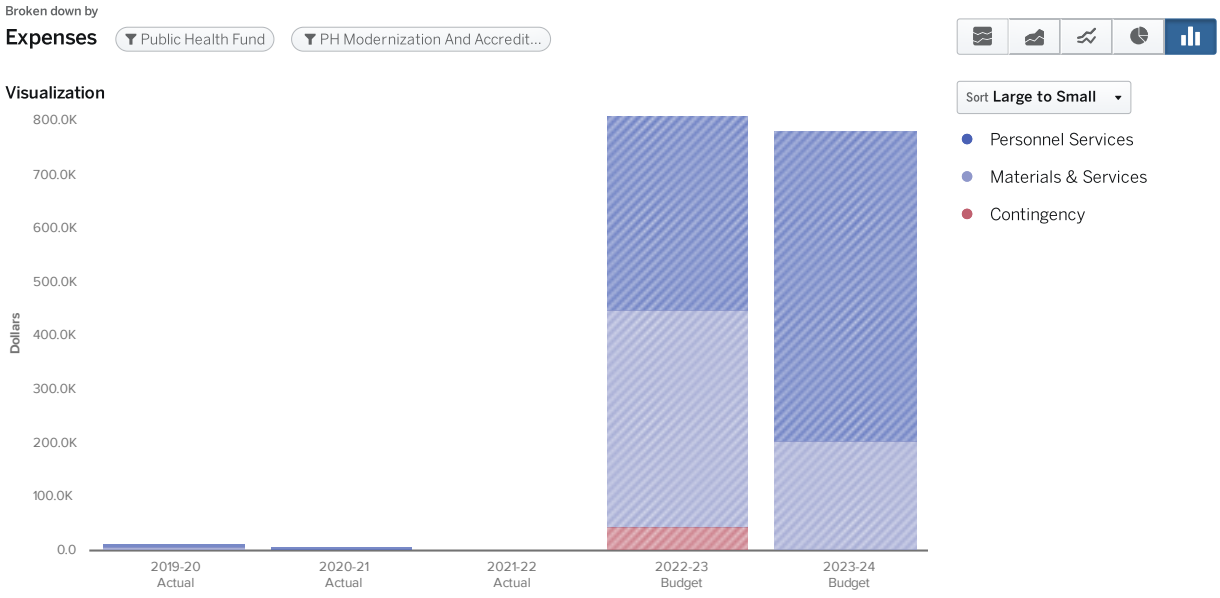

REVENUE HISTORY

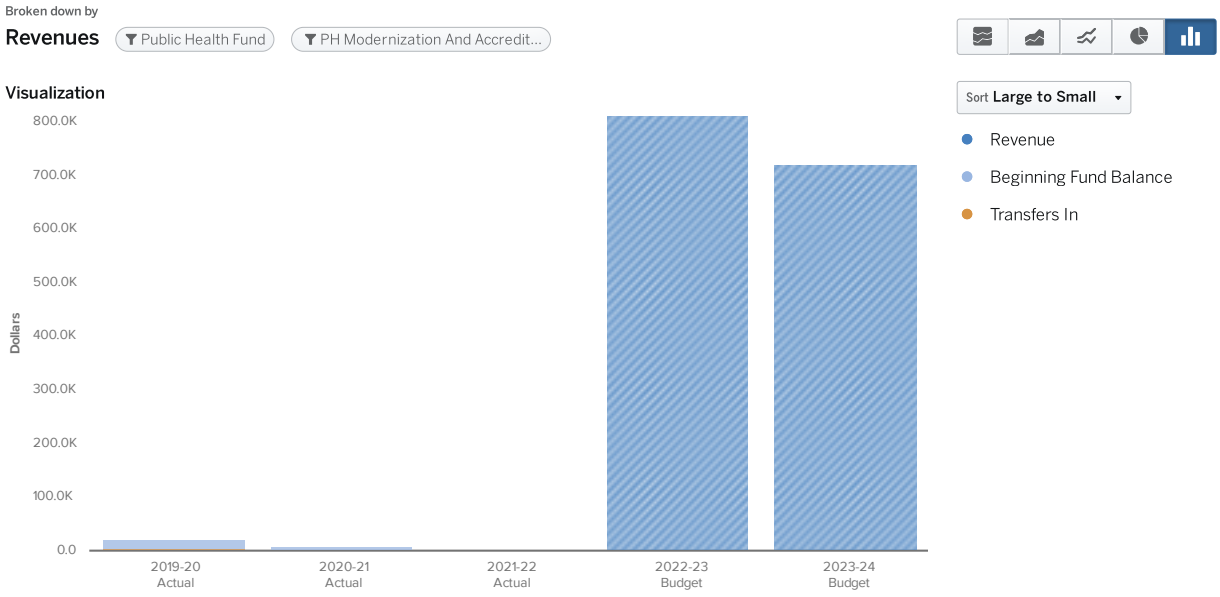

SIGNIFICANT CHANGES

None

SUPPLEMENTAL INFORMATION

We were able to increase our workforce significantly and to offer Lincoln County a robust and highly qualified Public Health workforce. We now have a data analyst/epidemiologist, an equity coordinator, a re-accreditation coordinator, and a staff member focused on community partnerships. Also, we moved the PH modernization funding sources from 208-457 to 208-401 to give us more clarity since the modernization funding kept on growing and was not operationally focused exclusively on immunizations.

COMMUNICABLE DISEASE

BUDGET ORG

Fund: 208 Public Health Fund
Dept: 405 Communicable Disease
Category: Health & Human Services

KEY STAFF

Jayne Romero, Health and Human Services Director
Florence Pourtal, Public Health Director
Callie Lamendola-Gilliam, Communicable Diseases and Health Promotion Program Manager

OVERVIEW

To control the incidence of communicable diseases in compliance with ORS 431, 433 and 434, by means of epidemiological investigations and controlling spread of Outbreaks. Practice includes investigating communicable diseases and sexually transmitted infections, refer clients and their sexual partners for screening, diagnosis and treatment of sexually transmitted diseases and tuberculosis. Conduct outbreak investigations, identification of the source of outbreak, and provide control measures to reduce the spread. Engages with community in preventive education, consultation, information and referral.

MAJOR ACTIVITIES

- Investigate and control the transmission of communicable diseases in Lincoln County residents.
- Work with agency public information officers to provide accurate and timely information to the public via multiple media outlets regarding communicable disease risk and necessary protective measures.
- Work to prevent and control outbreaks of vaccine-preventable diseases. Provide directly observed therapy for active tuberculosis cases.
- Provide screening services for Hep C, Syphilis and HIV.
- This department is mostly funded through the Financial Award Agreement Lincoln County has with the Oregon Health Authority through PE 01-01 State support for PH and PE10 STD case management.

FUNDING SOURCE

- Oregon Health Authority
- Insurance / Fees / Private Pay

REVENUE & EXPENDITURE SUMMARY

Communicable Disease Expenses & Revenues

	2019 - 20 Actual	2020 - 21 Actual	2021 - 22 Actual	2022 - 23 Budget	2023 - 24 Budget
Revenues					
Revenue					
Intergovernmental - Federal	$520,894	$544,605	$9,037	$0	$0
Intergovernmental - State	$132,563	$61,850	$60,970	$154,345	$143,060
Charges For Services	$13,750	$1,349	$321	$5,000	$0
REVENUE TOTAL	**$667,207**	**$607,803**	**$70,328**	**$159,345**	**$143,060**
Beginning Fund Balance					
Beginning Balance	$14,461	$563,263	$336,237	$197,134	$258,090
BEGINNING FUND BALANCE TOTAL	**$14,461**	**$563,263**	**$336,237**	**$197,134**	**$258,090**
Transfers In					
Interfund Transfers In	$71,145	$0	$23,448	$0	$0
TRANSFERS IN TOTAL	**$71,145**	**$0**	**$23,448**	**$0**	**$0**
REVENUES TOTAL	**$752,813**	**$1,171,066**	**$430,013**	**$356,479**	**$401,150**
Expenses					
Personnel Services					
Represented	$64,605	$155,906	$45,921	$20,721	$61,912
Part Time	$25,501	$147,903	$2,460	$0	$0
Non-Represented	$21,154	$76,846	$39,690	$12,368	$6,340
Insurance	$10,663	$38,864	$18,432	$16,320	$13,595
Other Personnel Expenses	$10,299	$38,256	$8,998	$5,234	$6,781
Retirement	$9,565	$26,408	$9,719	$3,721	$7,535
Overtime	$987	$2,275	$0	$0	$0
PERSONNEL SERVICES TOTAL	**$142,774**	**$486,458**	**$125,221**	**$58,364**	**$96,163**
Contingency					
Contingency	$0	$0	$0	$245,158	$260,779
CONTINGENCY TOTAL	**$0**	**$0**	**$0**	**$245,158**	**$260,779**
Materials & Services					
Internal Service Charges	$13,237	$56,188	$65,633	$21,505	$10,317
Other Contract Services	$18,660	$31,220	$9,325	$20,200	$7,200
Program Expenses	$2,439	$1,191	$23,483	$700	$14,171
Furniture & Equipment <$10K	$418	$26,653	$1,855	$2,500	$0
Office Expense	$5,455	$9,001	$3,931	$4,574	$3,620
Travel	$0	$0	$0	$1,500	$5,000
Training & Professional Development	$374	$2,422	$100	$758	$1,200
Client Services	$609	$2,850	$60	$620	$0
IT Software & Equipment	$0	$0	$0	$0	$2,700
Rent & Facilities Expense	$0	$273	$546	$600	$0
MATERIALS & SERVICES TOTAL	**$41,192**	**$129,798**	**$104,934**	**$52,957**	**$44,208**
EXPENSES TOTAL	**$183,966**	**$616,256**	**$230,154**	**$356,479**	**$401,150**
REVENUES LESS EXPENSES	**$568,847**	**$554,810**	**$199,859**	**$0**	**$0**

RECENT ACCOMPLISHMENTS

- Hired a full time Disease Intervention Specialist who is responsible for investigating reports of communicable diseases, STI's and outbreaks to reduce spread in the community.
- Our Epidemiologist developed an internal facing dashboard to assist with reporting and program management.

GOALS & OBJECTIVES

- Reduce the spread of infectious disease in Lincoln County.

DEPARTMENT METRICS

- Proportion of cases in which interview is conducted, interview by proxy is acceptable (looking at cases for which investigation is required).
- Proportion of cases with first case interview attempt within 4 days of the LPHA report.
- Proportion of contacts with post-exposure prophylaxis recommended within 14 days of case report for hepatitis A and acute or chronic hepatitis B and within 4 days for high-risk pertussis and meningococcal disease.

EXPENSE HISTORY

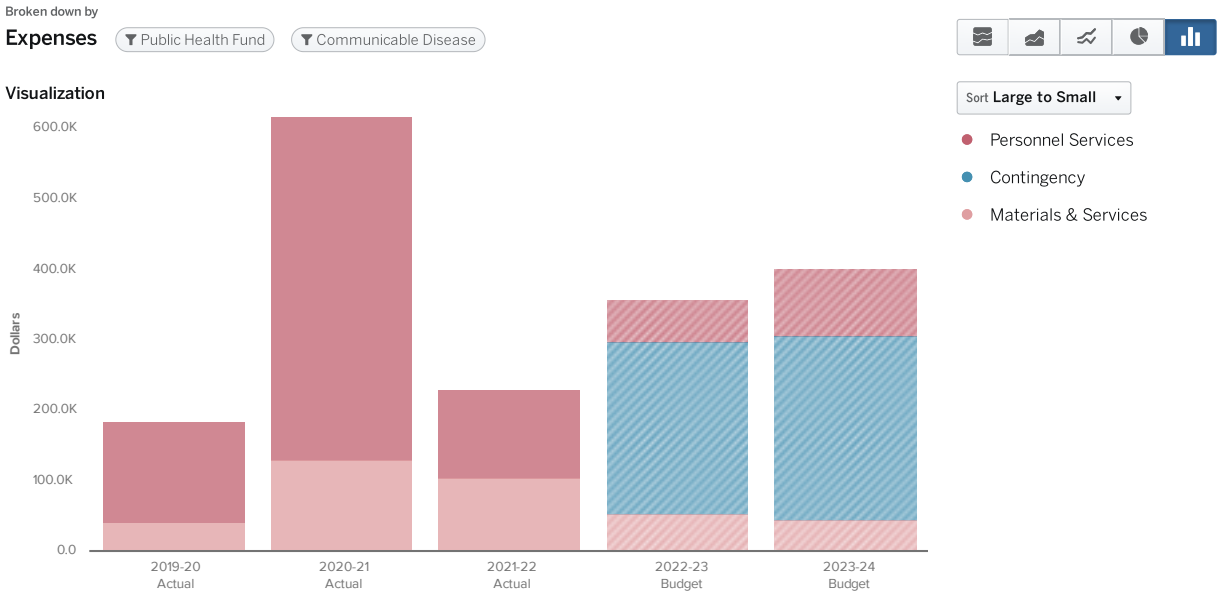

REVENUE HISTORY

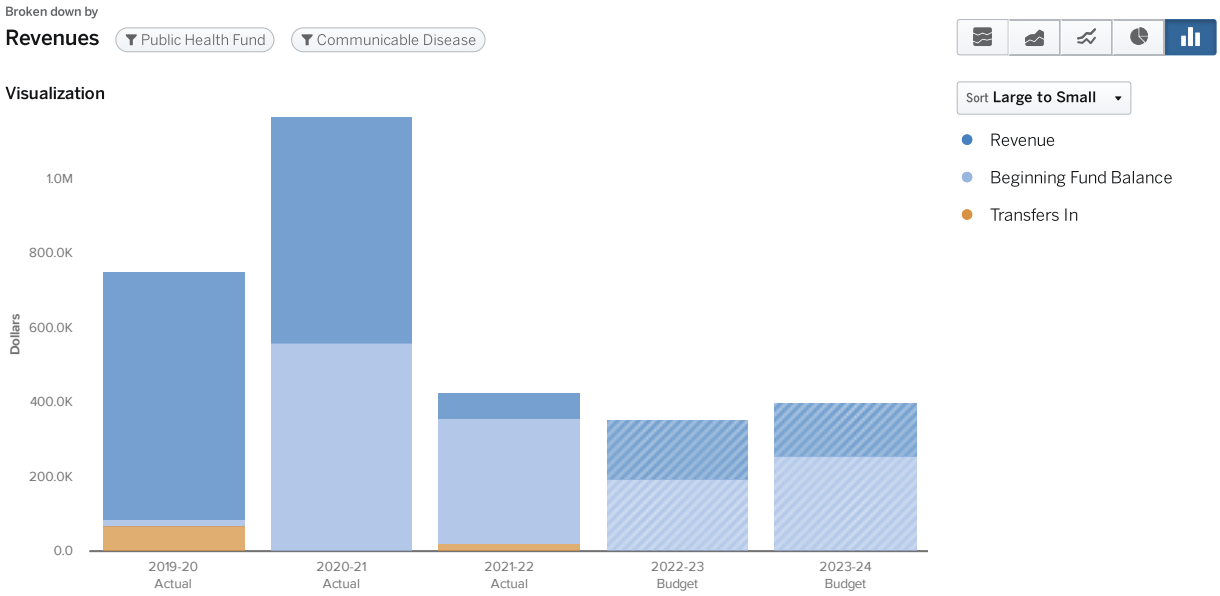

SIGNIFICANT CHANGES

- Hired a full time Disease Intervention Specialist that is fully trained and on boarded. Began working collaboratively with Harm Reduction program to refer Hep C chronic cases with indication of high-risk exposure activity to Harm Reduction for services.

SUPPLEMENTAL INFORMATION

None

PUBLIC HEALTH - PREVENTION

BUDGET ORG

Fund: 208 Public Health Fund
Dept: 407 Public Health - Prevention
Category: Health & Human Services

KEY STAFF

Jayne Romero, Health and Human Services Director
Florence Pourtal, Public Health Director
Callie Lamendola-Gilliam, Communicable Diseases and Health Promotion Program Manager

OVERVIEW

IHN CCO supports our three Community Mental Health Programs (Linn, Benton, and Lincoln) to provide trainings to community partners focused on suicide prevention. Building on an established culture of collaboration, it is the goal of our CMHP's to increase the number of individuals who can provide trainings and thus the number of individuals served. This will benefit the community by increasing the comfort levels of our providers in talking to those they serve about their mental health concerns and provide an early response to individuals who have suicidal thoughts.

MAJOR ACTIVITIES

Increase Community Capacity to provide Mental Health Prevention and Promotion (MHPP) related trainings in Lincoln County, OR
• Collaborate with regional partners to identify and coordinate instructor training for region.
• Identify and coordinate local participants for instructor training
Provide or support other trainings as identified as a need or request.

Question. Persuade. Refer. (QPR) Training:
• Coordinate and support local stakeholders to attend trainings around MHPP i.e., QPR training to Lincoln County School's staff, community QPR trainings.
• Provide and coordinate community trainings for QPR suicide prevention with Lincoln County School District and community
• Minimum 4 QPR training, one per quarter
Communicate and disseminate MHPP policy briefs, provide MHPP proclamations to Lincoln County board of commissioners, and attend health fairs and tabling events.

FUNDING SOURCES

- Mental Health Prevention and Promotion grant

REVENUE & EXPENDITURE SUMMARY

Public Health - Prevention Expenses & Revenues

	2019 - 20 Actual	2020 - 21 Actual	2021 - 22 Actual	2022 - 23 Budget	2023 - 24 Budget
Revenues					
Beginning Fund Balance					
Beginning Balance	$53,566	$51,944	$266,694	$253,361	$92,587
BEGINNING FUND BALANCE TOTAL	**$53,566**	**$51,944**	**$266,694**	**$253,361**	**$92,587**
Revenue					
Intergovernmental - Other	$0	$225,000	$0	$0	$0
Intergovernmental - State	$37,178	$37,178	$18,589	$37,138	$37,178
REVENUE TOTAL	**$37,178**	**$262,178**	**$18,589**	**$37,138**	**$37,178**
Transfers In					
Interfund Transfers In	$0	$0	$60,000	$60,000	$0
TRANSFERS IN TOTAL	**$0**	**$0**	**$60,000**	**$60,000**	**$0**
REVENUES TOTAL	**$90,744**	**$314,122**	**$345,283**	**$350,499**	**$129,765**
Expenses					
Contingency					
Contingency	$0	$0	$0	$187,248	$86,768
CONTINGENCY TOTAL	**$0**	**$0**	**$0**	**$187,248**	**$86,768**
Materials & Services					
Other Contract Services	$3,908	$1,514	$39,507	$10,000	$10,000
Program Expenses	$0	$0	$15,276	$17,605	$18,000
Internal Service Charges	$3,555	$3,574	$3,951	$3,484	$586
Office Expense	$395	$243	$1,173	$2,680	$2,600
Rent & Facilities Expense	$2,275	$1,958	$956	$1,000	$0
Training & Professional Development	$55	$536	$0	$100	$5,100
Travel	$1,156	$0	$0	$500	$1,000
Client Services	$120	$120	$0	$200	$0
MATERIALS & SERVICES TOTAL	**$11,463**	**$7,945**	**$60,863**	**$35,569**	**$37,286**
Personnel Services					
Represented	$14,649	$14,781	$15,800	$3,317	$3,425
Non-Represented	$8,176	$11,279	$3,586	$4,082	$0
Insurance	$7,177	$7,875	$7,549	$2,016	$1,569
Retirement	$2,545	$2,940	$2,171	$841	$377
Other Personnel Expenses	$2,095	$2,608	$1,953	$1,171	$341
PERSONNEL SERVICES TOTAL	**$34,643**	**$39,483**	**$31,059**	**$11,427**	**$5,711**
Transfers Out					
Transfers	$0	$0	$0	$116,255	$0
TRANSFERS OUT TOTAL	**$0**	**$0**	**$0**	**$116,255**	**$0**
EXPENSES TOTAL	**$46,106**	**$47,428**	**$91,922**	**$350,499**	**$129,765**
REVENUES LESS EXPENSES	**$44,637**	**$266,694**	**$253,361**	**$0**	**$0**

RECENT ACCOMPLISHMENTS

- During the 2022 work period, Lincoln County MHPP maintained its work with Lincoln County School District to provide new staff QPR training.
- This work effort also supported two mental health related Lincoln County Board of Commissioners proclamations.
- Multiple tabling events staffed by Health Promotion during 2022 as in person events began to occur again, MHPP resources and materials were distributed to community members.
- This project connected two community partners with QPR instructor training that resulted in additional trainers in North Lincoln County.
- This work effort also supported the planning and implementation of the first Symposium on Mental Health in Lincoln County hosted by Health and Human Services on January 26, 2023.

GOALS & OBJECTIVES

Goal: Health Impact

- Improvement of quality of life.
- Increase in ability to ask someone about suicide.
- Increase in readiness to support individuals at risk for suicide.

Goal: Social Impact

- Increase in number of mutually supported programs in the community.
- Reduction in stigmatization and better understanding and acceptance of persons experiencing mental health conditions.

DEPARTMENT METRICS

- The number of trainings provided will be tracked and reported.
- Pre & Post Surveys for trainings.
- The number of agencies attending trainings will be tracked and reported.
- The number policy briefs distributed will be tracked and reported.

EXPENSE HISTORY

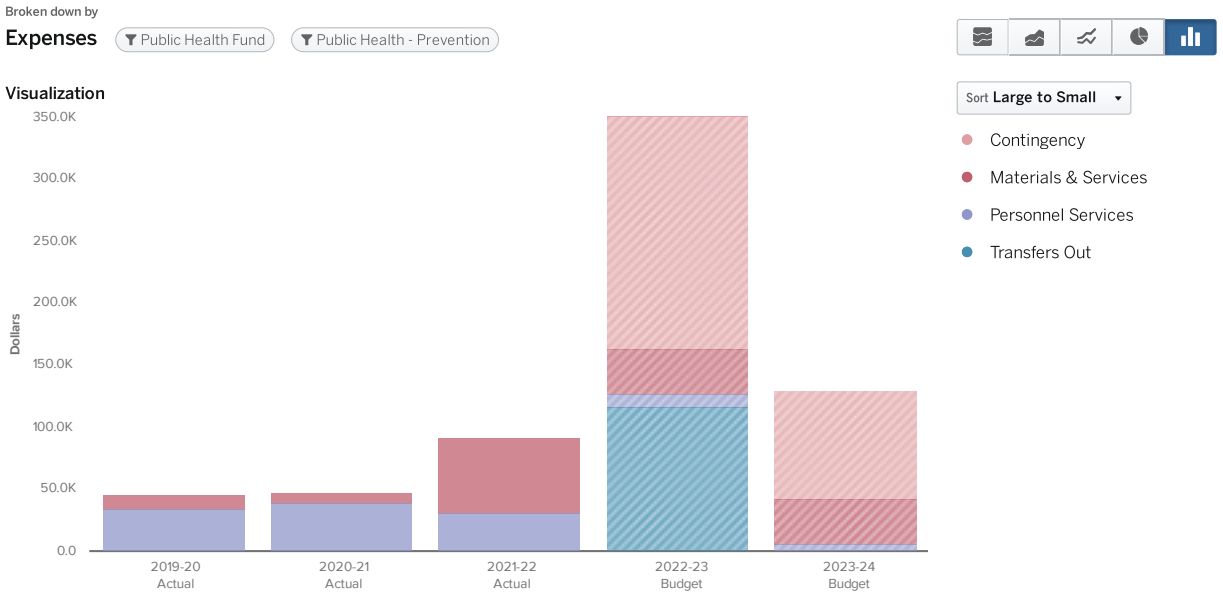

REVENUE HISTORY

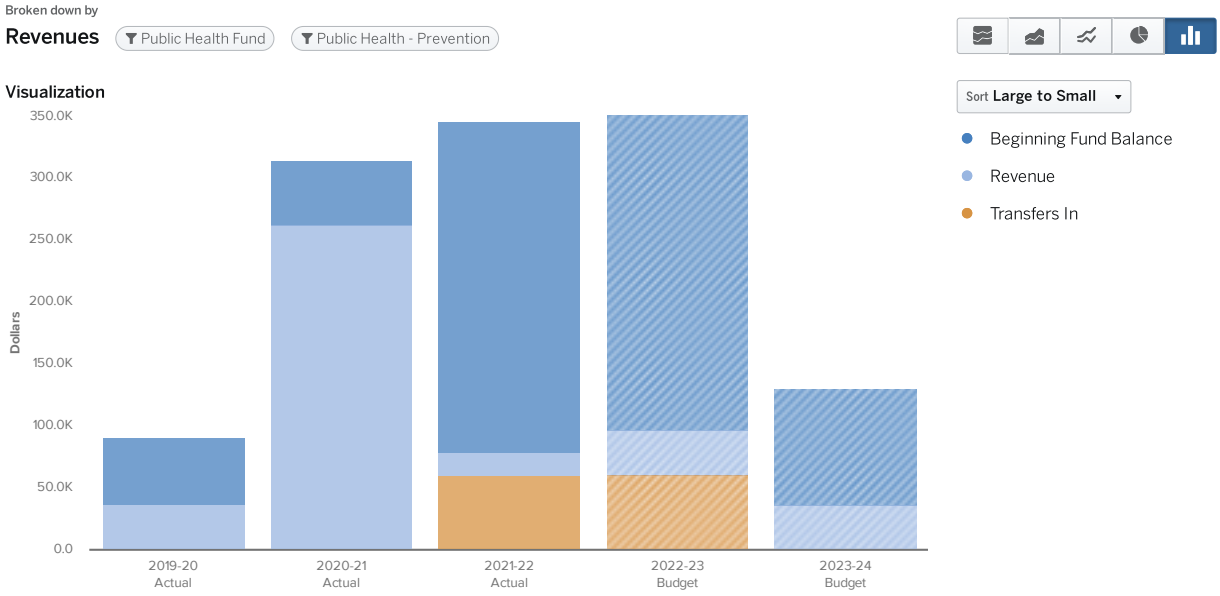

SIGNIFICANT CHANGES

None

SUPPLEMENTAL INFORMATION

None

HHS ADMINISTRATION

BUDGET ORG

Fund: 208 Public Health Fund
Dept: 410 HHS Administration
Category: Health & Human Services

KEY STAFF

Jayne Romero, Health and Human Services Director
Valerie Davis, Deputy Director of Quality and Risk Management
Tamara Ewing, Assistant Finance Director
Teresa Taylor-Sanchez, Medical Billing Supervisor
Susan Trachsel, Project Manager / Executive Assistant

OVERVIEW

To provide administrative support and oversight to the service divisions that comprise the Health and Human Services (HHS) Department, which include the Lincoln Community Health Center, the Public Health division, The Behavioral Health division, and the Developmental Disabilities division.

MAJOR ACTIVITIES

- Oversight and operational support for all HHS divisions
- Billing for health care services provided within the divisions of HHS
- Financial activities including budgeting, grant reporting, accounts payable, and budget forecasting
- Quality and risk management
- Personnel management
- Contract management
- Tracking, project management, and public communications

FUNDING SOURCES

- Costs for the Administration unit are allocated to each budget program in Health and Human Services based on the number of staff (FTE's) in each program.

REVENUE & EXPENDITURE SUMMARY

HHS Administration Expenses & Revenues

	2019 - 20 Actual	2020 - 21 Actual	2021 - 22 Actual	2022 - 23 Budget	2023 - 24 Budget
Revenues	$1,826,381	$2,003,342	$2,195,763	$2,491,539	$3,179,025
Expenses					
Personnel Services					
Non-Represented	$749,396	$771,960	$848,070	$993,263	$1,213,781
Insurance	$286,470	$325,079	$334,455	$434,602	$632,014
Represented	$254,896	$338,407	$377,421	$447,014	$462,730
Retirement	$117,073	$128,657	$142,530	$164,491	$192,830
Other Personnel Expenses	$92,528	$108,260	$123,784	$215,706	$166,852
Holiday & Special Rate Pay	$1,347	$1,221	$1,570	$0	$2,856
Overtime	$305	$3,259	$234	$0	$0
Part Time	$2,727	$112	$0	$0	$0
PS Budget Adjustments	$0	$0	$0	-$169,131	$0
PERSONNEL SERVICES TOTAL	**$1,504,742**	**$1,676,955**	**$1,828,064**	**$2,085,945**	**$2,671,064**
Materials & Services					
Rent & Facilities Expense	$106,891	$107,432	$105,890	$55,000	$30,000
Office Expense	$40,326	$76,445	$65,022	$65,200	$65,200
Other Contract Services	$92,660	$62,329	$98,237	$1,000	$54,000
Internal Service Charges	$24,971	$30,389	$42,192	$34,600	$67,105
Furniture & Equipment <$10K	$14,864	$34,385	$12,455	$25,000	$25,000
Training & Professional Development	$18,514	$10,944	$25,252	$27,000	$27,000
Program Expenses	$14,909	$6,082	$16,538	$5,000	$9,500
IT Software & Equipment	$671	$510	$2,325	$1,000	$14,250
Travel	$4,696	$893	$0	$5,000	$5,000
Client Services	$609	$240	$240	$500	$500
MATERIALS & SERVICES TOTAL	**$319,111**	**$329,649**	**$368,152**	**$219,300**	**$297,555**
Contingency					
Contingency	$0	$0	$0	$186,294	$210,406
CONTINGENCY TOTAL	**$0**	**$0**	**$0**	**$186,294**	**$210,406**
EXPENSES TOTAL	**$1,823,853**	**$2,006,604**	**$2,196,216**	**$2,491,539**	**$3,179,025**
REVENUES LESS EXPENSES	**$2,528**	**-$3,261**	**-$453**	**$0**	**$0**

RECENT ACCOMPLISHMENTS

- Everbridge implementation HHS wide
- Teams Implementation
- Space Analysis of HHS locations, which led to decision to renovate the Nye Street facility
- In collaboration with Genoa Pharmacy, opened a pharmacy in the Lee Street facility
- Fiscal Consultation – Merina & Co. completed
- Increased viability of a countywide Substance Use Disorder (SUD) System of Care, via the creation of a Behavioral Health Resource Network (BHRN)
- 2018 to 2023 Strategic plan wrapped up in 2022
- Participation in countywide web site redesign
- Annual HHS Staff training focusing on Equity/Diversity and Inclusion
- Overdose Symposium conducted
- Mental Health Symposium conducted

GOALS & OBJECTIVES

- To complete and update all HHS wide and division specific policies and procedures and communicate to staff.
- To establish reasonable and attainable productivity standards for all HHS staff.
- Equity, Diversity and Inclusion - planning via HRiA is focused on an Organizational Culture, Staff Voice, Community Engagement and Access to care, which dove-tails with a number of the staff satisfaction items.
- Employee orientation / onboarding - ensure that staff understand the organization of HHS, their role within the department, the expectations associated with their position and feel supported by leadership.
- Continued focus on Marketing Plan for Primary Care.
- Project based budgeting and reporting for better utilization and tracking of grant funding.
- Staff Satisfaction Survey Improvement Plan to be developed to reflected areas highlighted by 2022 staff satisfaction survey.
- Identification of permanent work location for HHS administrative and certain other HHS staff.

DEPARTMENT METRICS

- HHS divisions include various achievement metrics that are reflected overall in the division specific pages.

EXPENSE HISTORY

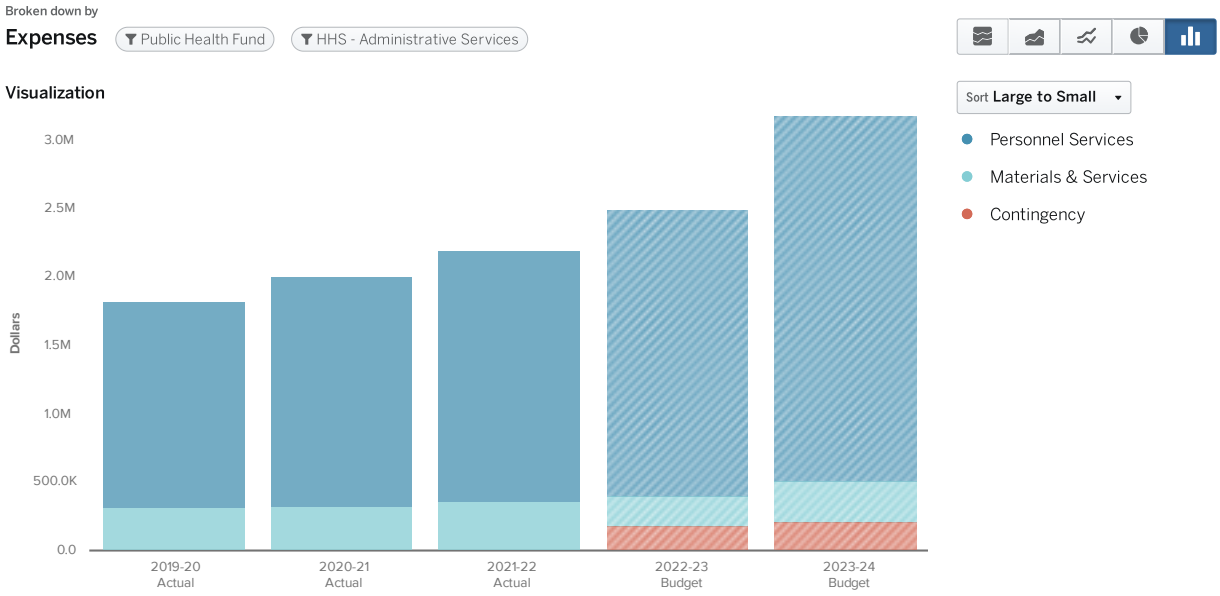

REVENUE HISTORY

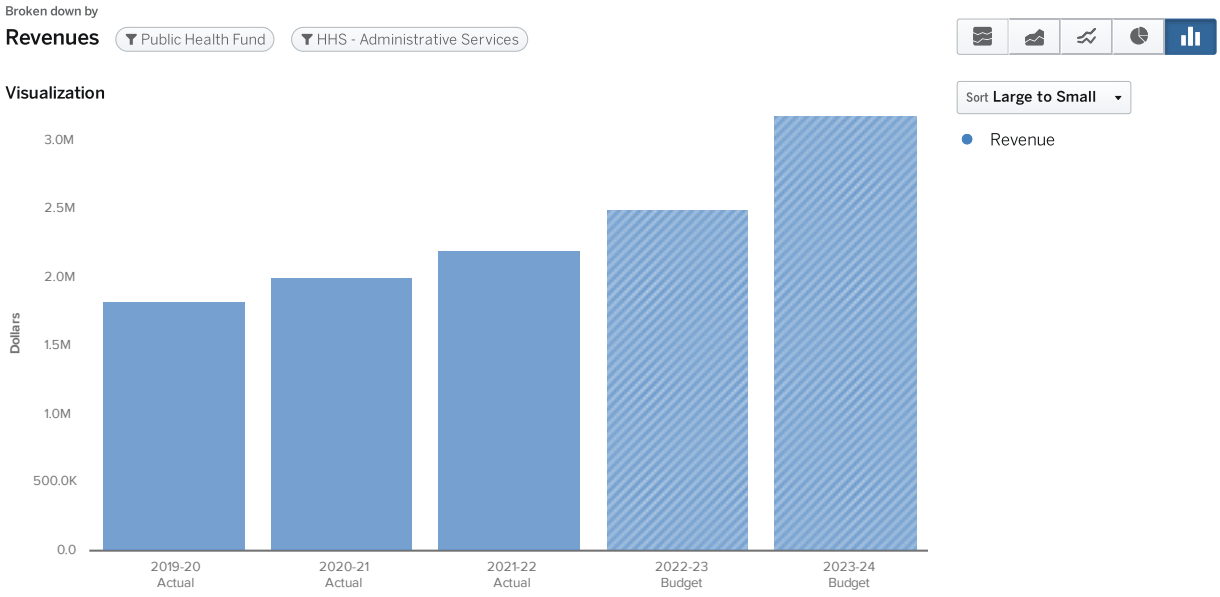

SIGNIFICANT CHANGES

- Administrative staff positions reconfigured for better staff utilization across the divisions
- The addition of a pharmacy at the Lee Street location
- Temporary relocation of administrative staff
- Implementation of DMS platform for organizing policies and procedures and staff training

SUPPLEMENTAL INFORMATION

HHS departments have a variety of complex funding streams, including over 140 unique funding streams that come into each of the four service divisions: Primary Care, Mental/Behavioral Health, Public Health, and Developmental Disabilities. The overall revenue of the Department is approximately $32 Million per year from the following sources:

- Oregon Health Authority
- Department of Human Services
- Federal Government for Health Resouces and Services Administration (HRSA)
- Inter Community Health Network - Coordinated Care Organization (IHN-CCO)
- 3rd party insurance payers such as Medicaid Open Card, Medicare, and traditional insurers
- Grants and various other smaller buckets of funding

HHS also receive $625,000 from the County General Fund that is used as the required County match for the delivery of Maternal Child Family Health Medicaid reimbursable services. Most, but not all, of the funds that come into the Department and the various divisions, have "restrictions" on how the funds can be used. Meaning they can only be used to fund the operation of specifically defined programs and/or services.

MATERNAL/CHILD HOME VISITING

BUDGET ORG

Fund: 208 Public Health Fund
Dept: 411 Maternal/Child Home Visiting
Category: Health & Human Services

KEY STAFF

Jayne Romero, Health and Human Services Director
Florence Pourtal, Public Health Director
Breeze Powell, MCH Program Manager

OVERVIEW

This fund includes the Babies First!, CaCoon, Family Connects, and Oregon Mothers Care programs. These programs allow us to serve families and improve birth outcomes for pregnant people and their babies. To improve perinatal mental health outcomes. To provide preventive screening and health services to infants and children and educate parents to improve potential for normal growth and development. To support children with special healthcare needs and chronic conditions until the age of 21, and their families. Finally, to offer universal postpartum visits to all birthing people in our county.

MAJOR ACTIVITIES

- Registered Nurses and Community Health Workers provide medical and social case management for pregnant people to prevent adverse pregnancy outcomes.
- Provide anticipatory education to prevent or reduce pregnancy risks and support clients in obtaining and following through with adequate medical care during pregnancy.
- Screen clients for Social Determinants of Health.
- Provide and facilitate referrals to community partners for additional indicated services i.e., housing, financial assistance, education, substance abuse, domestic violence, childcare, oral health, nutrition and other stressors that could impact positive birth outcomes.
- Once the child is born, we provide preventive screening and health services to improve potential for normal growth and development.
- The program models implemented include Oregon Mothers Care, Babies First!, CaCoon the Family Connects Oregon model.
- This department is one of the 4 Maternal Child Family Health department. The general field includes programs such as Family Connects (Universal home visiting program within the few first weeks after birth), Babies 1st! (Nurse home visiting program during pregnancy and up to 5 years after birth), and Cacoon (nurse home visiting program for children with special health care needs from 0 to 21 years old).

FUNDING SOURCES

- Maternity Case Management (MCM) Plus
- Oregon Health Authority
- CaCoon funding
- Targeted Case Management

REVENUE & EXPENDITURE SUMMARY

Maternal/Child Home Visiting Expenses & Revenues

	2019 - 20 Actual	2020 - 21 Actual	2021 - 22 Actual	2022 - 23 Budget	2023 - 24 Budget
Revenues					
Revenue					
Charges For Services	$459,930	$538,727	$410,641	$529,415	$545,000
Intergovernmental - State	$39,123	$51,188	$80,198	$79,507	$79,507
Intergovernmental - Federal	$33,595	$32,342	$44,927	$54,482	$60,182
Miscellaneous	$0	$200	$100	$0	$0
REVENUE TOTAL	**$532,649**	**$622,457**	**$535,866**	**$663,404**	**$684,689**
Beginning Fund Balance					
Beginning Balance	$15,709	$140,834	$329,846	$306,657	$290,252
BEGINNING FUND BALANCE TOTAL	**$15,709**	**$140,834**	**$329,846**	**$306,657**	**$290,252**
REVENUES TOTAL	**$548,358**	**$763,291**	**$865,713**	**$970,061**	**$974,941**
Expenses	$391,412	$417,656	$503,620	$970,061	$974,941
REVENUES LESS EXPENSES	**$156,946**	**$345,634**	**$362,093**	**$0**	**$0**

RECENT ACCOMPLISHMENTS

- This year we were able to expand services to parents and caregivers of children enrolled in the CaCoon program.
- We transitioned to THEO, the new state data base for the Babies 1st and CaCoon programs.
- We worked alongside the billing, contracting and credentialing team to implement billing of commercial payors for the Family Connects program.
- This will be the first home visiting program to ever receive commercial reimbursement in our county.
- We were awarded a Title V mini grant to provide culuturally and linguistically matched childbirth education classes to our Spanish and Mam speaking community members.
- We reconvened a new Maternal, Child and Family Health community advisory board and recruited over 30 invested community members.

GOALS & OBJECTIVES

- Increasing referrals and enrollment into all program within this department.
- Increase the quality of data reporting for internal and community facing dashboards.
- Increase community knowledge of our programs through the community advisory board and outreach.
- Develop and implement an equity-based referral policy for our department.

DEPARTMENT METRICS

- For the fiscal year July 1 2021- June 30 2022, total visits for the year were 1,137.
- Our case manager provided interpretation for 233 of our home visits. This was in addition to the 271 case management visits she provided to clients within our department.
- In addition, we contracted out a staff person to provide interpretation in Mam during 257 visits.
- We enrolled 155 new clients into the Babies First and CaCoon programs during this year.

EXPENSE HISTORY

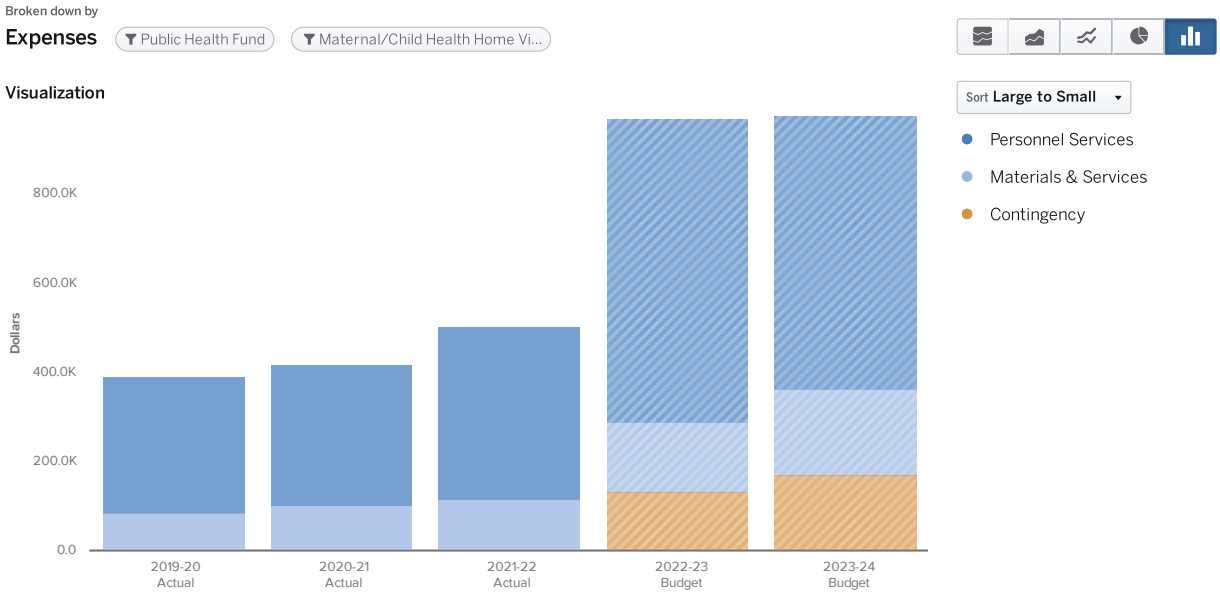

REVENUE HISTORY

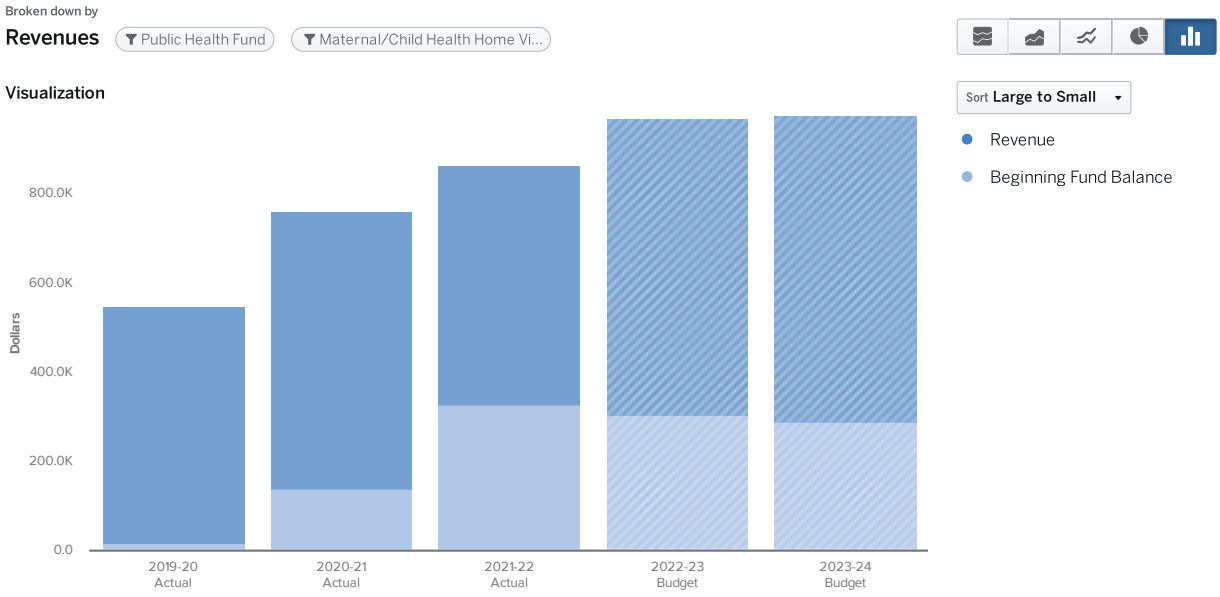

SIGNIFICANT CHANGES

- This year we promoted our bilingual CHW to a Case Manager for our department and she completed her Qualified Interpreter certification.
- We had one nurse leave the program in November and we were able to rehire a nurse in January 2023.
- We reorganized the team structure and added an assistant program manager to our team.
- We implemented a new data collection system called THEO into our workflow.
- We received a Title V mini grant to facilitate Childbirth Education Classes in Spanish.

SUPPLEMENTAL INFORMATION

None

NURSE FAMILY PARTNERSHIP

BUDGET ORG

Fund: 208 Public Health Fund
Dept: 412 Nurse Family Partnership
Category: Health & Human Services

KEY STAFF

Jayne Romero, Health and Human Services Director
Florence Pourtal, Public Health Director
Breeze Powell, MCH Program Manager

OVERVIEW

Nurse Family Partnership is an evidence-based community health program that helps to transform the lives of vulnerable parents pregnant with their first child. The program continues up to the child's second birthday.

MAJOR ACTIVITIES

- Nurses working under the guidelines of this evidenced based program establish trusting relationships with clients to help their families engage in preventative health practices, including thorough prenatal care from their healthcare providers, improving their diets, and reducing use of tobacco, alcohol and illegal substances.
- Improve child health and development by helping parents provide responsible and competent care.
- Improve the economic self-sufficiency of the family by helping parents develop a vision for their own future, plan future pregnancies, continue their education and find work.

FUNDING SOURCES

- MIECHV NFP Grants
- Maternity Case Management (MCM) Plus
- Targeted Case Management

REVENUE & EXPENDITURE SUMMARY

Nurse Family Partnership

	2019 - 20 Actual	2020 - 21 Actual	2021 - 22 Actual	2022 - 23 Budget	2023 - 24 Budget
Revenues	$719,706	$824,210	$813,387	$907,935	$852,675
Expenses					
Personnel Services					
Represented	$230,254	$253,509	$184,008	$216,895	$210,518
Insurance	$63,726	$70,530	$62,506	$100,827	$97,681
Non-Represented	$56,909	$45,448	$107,862	$57,979	$71,443
Other Personnel Expenses	$30,336	$34,076	$32,122	$40,919	$31,576
Retirement	$32,009	$33,256	$33,074	$30,596	$31,448
Part Time	$0	$0	$4,931	$10,868	$11,159
Overtime	$401	$0	$1,143	$0	$0
Holiday & Special Rate Pay	$105	$420	$362	$0	$0
PERSONNEL SERVICES TOTAL	**$413,739**	**$437,239**	**$426,007**	**$458,084**	**$453,824**
Materials & Services					
Internal Service Charges	$76,254	$80,413	$80,731	$85,674	$91,673
Training & Professional Development	$25,377	$19,880	$37,098	$22,190	$25,325
Rent & Facilities Expense	$13,903	$13,903	$17,068	$14,000	$20,800
Office Expense	$18,938	$18,212	$11,761	$15,450	$14,050
Other Contract Services	$9,216	$5,647	$5,223	$5,000	$6,000
Program Expenses	$1,190	$2,950	$14,214	$6,000	$3,500
Furniture & Equipment <$10K	$7,763	$1,917	$1,565	$480	$1,000
Travel	$4,213	$0	$0	$4,500	$4,000
Client Services	$720	$0	$120	$0	$0
MATERIALS & SERVICES TOTAL	**$157,574**	**$142,921**	**$167,779**	**$153,294**	**$166,348**
Contingency					
Contingency	$0	$0	$0	$52,945	$172,534
CONTINGENCY TOTAL	**$0**	**$0**	**$0**	**$52,945**	**$172,534**
EXPENSES TOTAL	**$571,313**	**$580,160**	**$593,787**	**$664,323**	**$792,706**
REVENUES LESS EXPENSES	**$148,392**	**$244,050**	**$219,600**	**$243,612**	**$59,969**

RECENT ACCOMPLISHMENTS

- Our NFP program was awarded an Incentive Fund grant from the National Service Office to support program expansion into Linn County. This is allowing us to partner with Linn County to bring one full time nurse home visitor to Linn County Public Health to serve first time parents in Linn County. Lincoln County will provide program support to the nurse, and they will join our weekly team meetings. This is a three-year pilot project.

GOALS & OBJECTIVES

- Continuing to increase outreach efforts and bring more referrals to our program, reaching at least 85% of caseload goal.
- Fostering a relationship with Linn County as we implement the expansion of NFP into Linn County.
- Maintain strong community partnerships through engagement in the Community Advisory Board.
- We will begin using the STAR framework to support our case conferences, which is a program fidelity tool.
- We will strive to have at least 45% of our clients continuing to breastfeed at 6 months of age.

DEPARTMENT METRICS

- From July 1, 2021- June 30, 2022, this program served 60 families, including 50 children. 27 of these were newly enrolled pregnant clients and we had 5 families graduate from the program at the 2-year mark. This team completed 1,134 visits for families over the year.

EXPENSE HISTORY

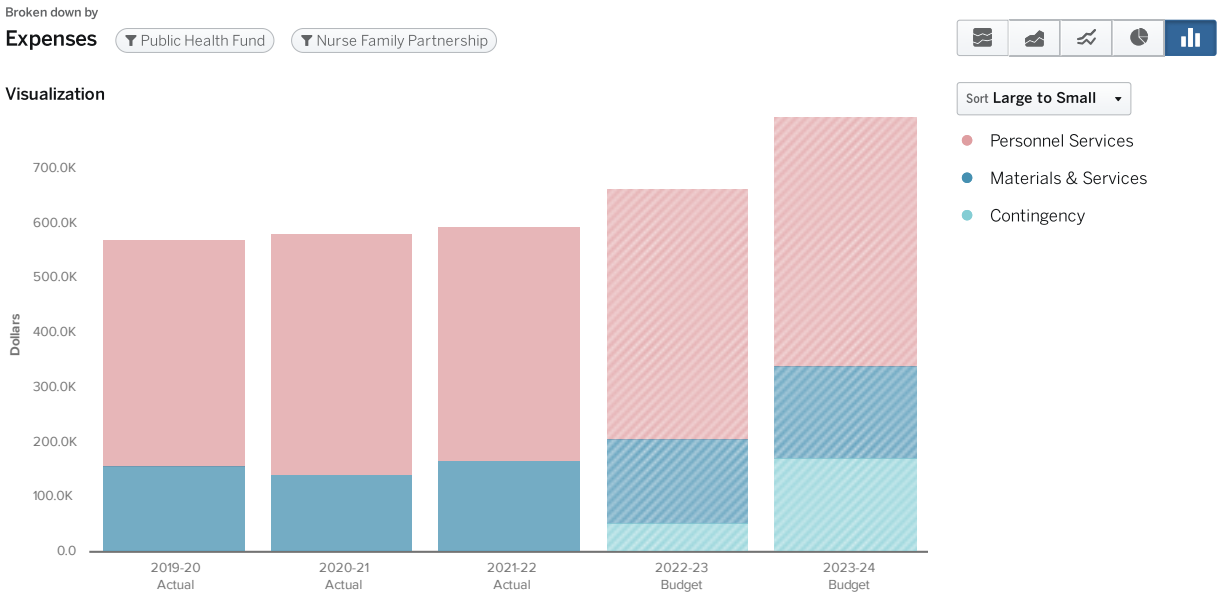

REVENUE HISTORY

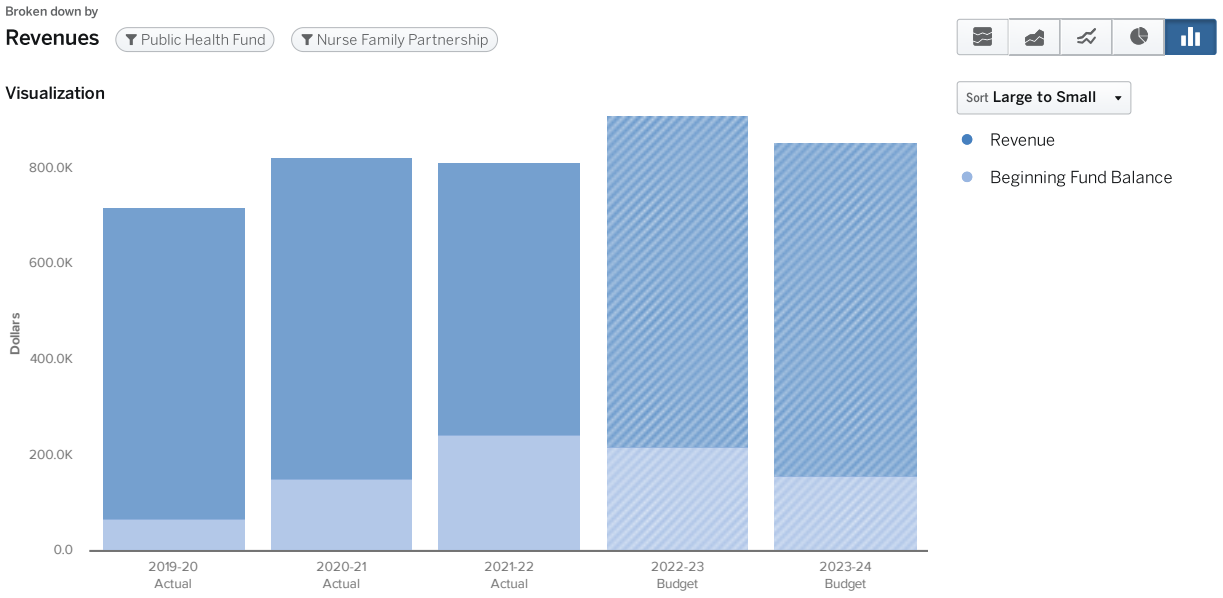

SIGNIFICANT CHANGES

- We hired a new nurse in April of 2022, this nurse is still ramping up to meet caseload. This brings our total nurses on the team to 2 FTE, in the past we ranged between 2.5 and 3 FTE.
- The supervisor left the program, and the program manager took on this role and is still in training.
- The expansion to Linn County in underway.
- We reformed our community advisory board, which a is a fidelity model element for the program.
- Our lead NFP nurse has continued to work closely with Nurture Oregon, a program that supports families during the perinatal period that are struggling with substance misuse and/or in recovery.

SUPPLEMENTAL INFORMATION

None

WIC PROGRAM

BUDGET ORG

Fund: 208 Public Health Fund
Dept: 413 WIC Program
Category: Health & Human Services

KEY STAFF

Jayne Romero, Health and Human Services Director
Florence Pourtal, Public Health Director
Breeze Powell, MCH Program Manager

OVERVIEW

This program provides comprehensive nutrition education, health screenings, and food benefits to low-income women, infants and children at nutritional risk, as well as making needed referrals to community partners.

MAJOR ACTIVITIES

- Serve an authorized caseload of 1,132 women, infants, and children who meet eligibility criteria and have a nutritional or health risk for the fiscal year 22-23.
- Each eligible client is required to have four appointments per year and receives risk assessment, health guidance, and nutrition education, as well as food benefits for healthy foods to be redeemed at local grocery stores.
- We also have a Registered Dietician that can support families with high risk factors.

FUNDING SOURCES

- Oregon Health Authority
- WIC Special Grants

REVENUE & EXPENDITURE SUMMARY

WIC Program Expenses & Revenues

	2019 - 20 Actual	2020 - 21 Actual	2021 - 22 Actual	2022 - 23 Budget	2023 - 24 Budget
Revenues					
Revenue					
Intergovernmental - Federal					
PE 40-01 AND 40-02 WIC	$234,561	$242,451	$248,621	$251,314	$251,314
WIC GRANT-SPECIAL PROJECTS	$931	$1,798	$2,300	$2,300	$2,300
INTERGOVERNMENTAL - FEDERAL TOTAL	**$235,492**	**$244,249**	**$250,921**	**$253,614**	**$253,614**
REVENUE TOTAL	**$235,492**	**$244,249**	**$250,921**	**$253,614**	**$253,614**
Transfers In					
Interfund Transfers In					
TRANSFER FROM GENERAL FUND	$120,806	$0	$96,373	$0	$0
INTERFUND TRANSFERS IN TOTAL	**$120,806**	**$0**	**$96,373**	**$0**	**$0**
TRANSFERS IN TOTAL	**$120,806**	**$0**	**$96,373**	**$0**	**$0**
Beginning Fund Balance	$62,022	$77,550	$0	$0	$0
REVENUES TOTAL	**$418,320**	**$321,799**	**$347,293**	**$253,614**	**$253,614**
Expenses					
Personnel Services					
Represented	$121,560	$136,405	$157,085	$167,903	$170,094
Insurance	$62,644	$55,719	$64,021	$79,727	$131,425
Non-Represented	$57,615	$59,339	$63,621	$68,362	$82,911
Retirement	$20,684	$22,415	$25,444	$26,529	$29,112
Other Personnel Expenses	$16,946	$19,716	$22,535	$37,380	$25,688
Holiday & Special Rate Pay	$2,520	$2,520	$2,625	$0	$5,760
Part Time	$3,411	$0	$0	$0	$0
Overtime	$1,102	$0	$87	$0	$0
PERSONNEL SERVICES TOTAL	**$286,481**	**$296,114**	**$335,417**	**$379,901**	**$444,990**
Materials & Services					
Internal Service Charges					
HHS Admin Cost Allocation	$31,311	$28,342	$33,850	$37,378	$44,420
Systems Processing & Replacement Chg	$776	$1,500	$1,500	$1,500	$1,365
INTERNAL SERVICE CHARGES TOTAL	**$32,087**	**$29,842**	**$35,350**	**$38,878**	**$45,785**
Other Contract Services	$8,989	$9,057	$8,181	$7,000	$8,500
Office Expense	$6,582	$8,901	$8,509	$8,250	$8,300
Rent & Facilities Expense	$4,800	$4,800	$4,800	$0	$0
Training & Professional Development	$520	$75	$594	$1,600	$3,600
Furniture & Equipment <$10K	$295	$4,886	$935	$0	$0
Program Expenses	$537	$682	$69	$700	$500
Travel	$428	$16	$31	$700	$700
Client Services	$180	$120	$0	$0	$0
MATERIALS & SERVICES TOTAL	**$54,418**	**$58,378**	**$58,469**	**$57,128**	**$67,385**
Contingency					
Contingency	$0	$0	$0	$14,337	$17,206
CONTINGENCY TOTAL	**$0**	**$0**	**$0**	**$14,337**	**$17,206**
EXPENSES TOTAL	**$340,898**	**$354,493**	**$393,887**	**$451,366**	**$529,581**
REVENUES LESS EXPENSES	**$77,422**	**-$32,693**	**-$46,593**	**-$197,752**	**-$275,967**

RECENT ACCOMPLISHMENTS

- As of January 2023, our Lincoln County WIC program reached a 100% participating caseload of 1,023 participants served.
- WIC participant breast feeding initiation is at 99%.
- WIC just hired a remote breast-feeding peer counselor as part of a collaboration with Linn County concerning a pilot peer counseling expansion program to better support our breastfeeding parents.
- All through the pandemic WIC retained 100% of staff. Our most senior staff has been with us 5-6 years. The supervisor has been with us for 11 years. Our most junior staff has been with us for 3 years. Our average employee has been with WIC for 6 years. 4 out of 5 WIC staff are bilingual.
- WIC has been able to serve our Lincoln County WIC participants using a texting number authorized by our Public Health director. This has made a big difference is reducing barriers for our clients to WIC services.

GOALS & OBJECTIVES

- We plan to continue reaching out to our Latino/a and Indigenous populations.
- Implementation of the breastfeeding peer counseling expansion pilot program and tracking data/results.
- Maintain and/or increase current caseload and participation rates.
- Maintain staffing longevity and staff workplace satisfaction.
- To have at least one staff member complete the qualified or certified medical interpreter training to work directly with our registered dietician.
- Re-open satellite WIC clinics in Waldport and Siletz.

DEPARTMENT METRICS

- In January 2023 we had a total of 479 appointments, 40 new enrollees, and 35 graduating clients.
- We served a total of 1,023 participants in January 2023.
- 856 WIC families served in 2021 and 63% of those are working families.
- The 2021 WIC report states that WIC participants spent $606,902 at local stores in our county. We expect this number to be higher when we get the 2022 report from the state.
- We currently have 15 local stores accepting WIC as well as 5 participating farmers. WIC participants have paid $7,188 to local farmers using the WIC Farm Direct Nutrition Program checks as of the 2021 state report.

EXPENSE HISTORY

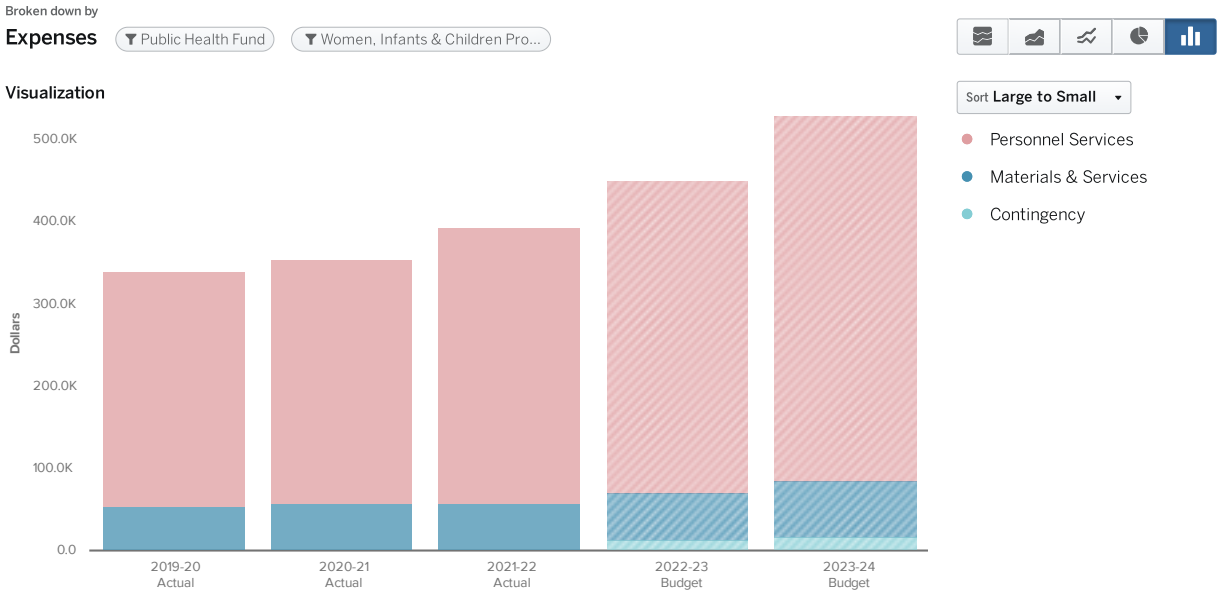

REVENUE HISTORY

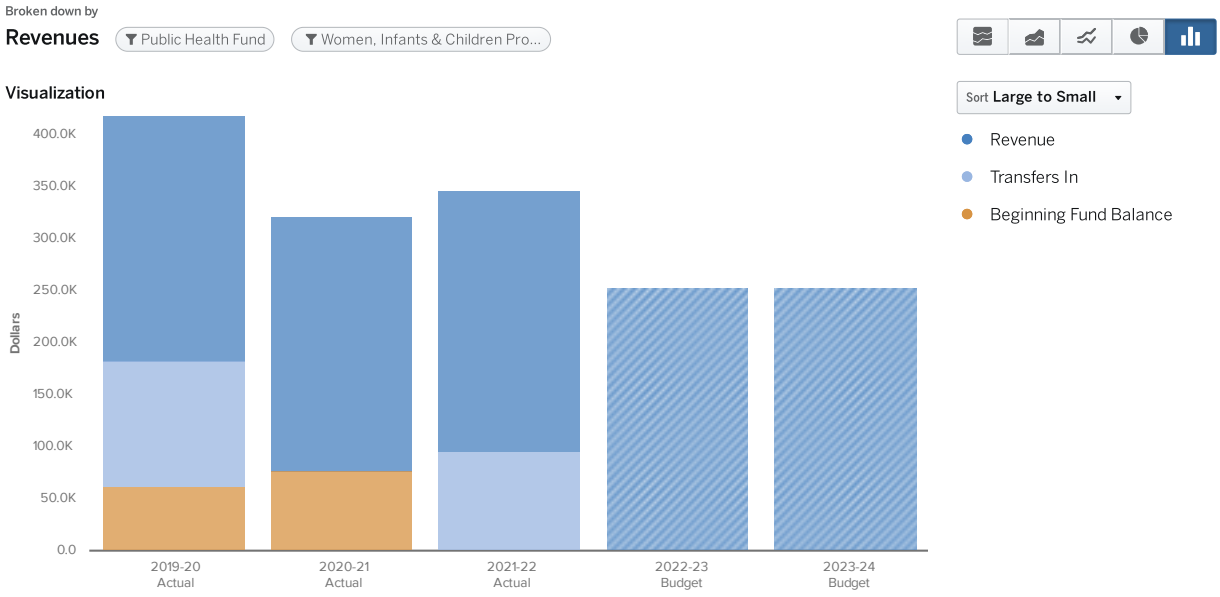

SIGNIFICANT CHANGES

- Pilot breastfeeding peer support program to begin.
- Discussions about re-opening satellite clinics.
- Increasing in-person participant appointments in clinic.
- WIC resumed going to the Farmer's Market to distribute Farm Direct Checks.

SUPPLEMENTAL INFORMATION

None

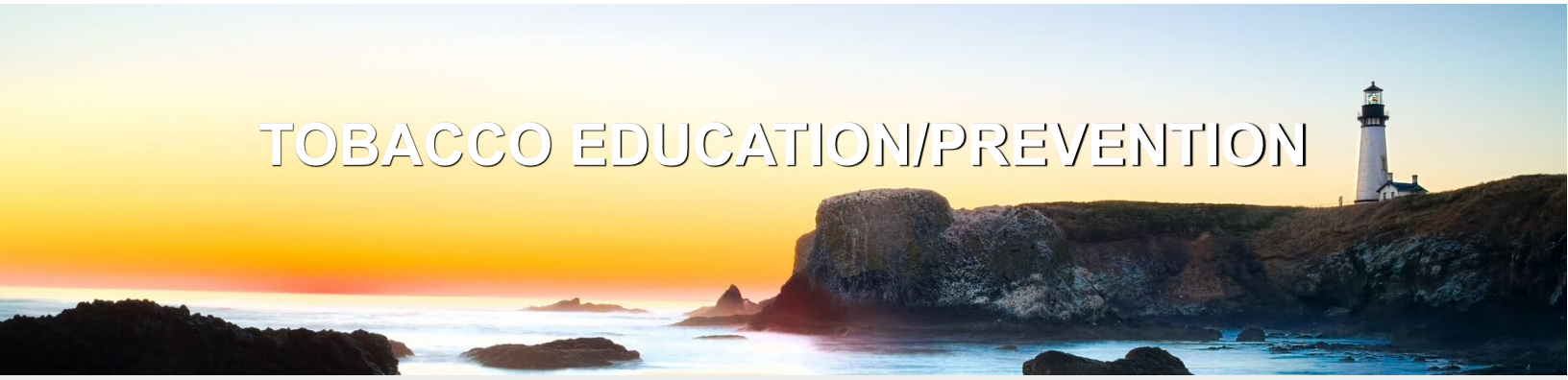

TOBACCO EDUCATION/PREVENTION

BUDGET ORG

Fund: 208 Public Health Fund
Dept: 414 Tobacco Education/Prevention
Category: Health & Human Services

KEY STAFF

Jayne Romero, Health and Human Services Director
Florence Pourtal, Public Health Director
Callie Lamendola-Gilliam, Communicable Diseases and Health Promotion Program Manager

OVERVIEW

Lincoln County's Tobacco Prevention and Education Program (TPEP) strives to make Lincoln County a healthier community by eliminating exposure to secondhand smoke, preventing youth from initiating tobacco use, identifying and eliminating tobacco-related disparities in all populations, and to help smokers quit.

MAJOR ACTIVITIES

- Limiting the tobacco industry's influence in the retail environment.
- Lincoln County TPEP is working towards a Tobacco Retail Density Ordinance to restrict the number of tobacco products with a given geographical area and protect public schools from having retailers within 1000 feet.
- Increasing the number of smoke and tobacco-free government properties and public areas.
- Lincoln County TPEP is working on highlighting all smoke free government properties and parks. There is ongoing review of removing the exemption for the county parks to ensure all Lincoln County property is smoke free, as well as support other local government to implement smoke-free policies.
- Making cessation services available, culturally relevant, and accessible.
- Lincoln County TPEP is working to establish closed-loop referral processes to evidence based smoking cessation programs, like the Oregon Quit Line.
- Educating decision-makers about the harms of tobacco.
- Lincoln County TPEP achieves this through multiple communication efforts, from presentations at the Board of Commissioner's meetings, City Council meetings, Public Health Advisory Committee, and public presentations.

FUNDING SOURCES

- Oregon Health Authority
- Ballot Measure 108 funds

REVENUE & EXPENDITURE SUMMARY

Tobacco Education/Prevention Expenses & Revenues

	2019 - 20 Actual	2020 - 21 Actual	2021 - 22 Actual	2022 - 23 Budget	2023 - 24 Budget
Revenues					
Revenue					
Intergovernmental - State	$72,441	$128,263	$100,935	$283,919	$191,385
REVENUE TOTAL	**$72,441**	**$128,263**	**$100,935**	**$283,919**	**$191,385**
Beginning Fund Balance					
Beginning Balance	$20,644	$12,778	$19,712	$12,515	$113,007
BEGINNING FUND BALANCE TOTAL	**$20,644**	**$12,778**	**$19,712**	**$12,515**	**$113,007**
REVENUES TOTAL	**$93,085**	**$141,041**	**$120,648**	**$296,434**	**$304,392**
Expenses					
Personnel Services					
Represented	$28,785	$44,343	$47,399	$84,872	$65,077
Insurance	$14,053	$22,435	$22,291	$39,263	$32,776
Non-Represented	$18,116	$24,389	$8,908	$16,326	$21,598
Other Personnel Expenses	$4,338	$6,879	$5,716	$15,610	$8,618
Retirement	$5,244	$7,716	$6,294	$11,240	$9,669
PERSONNEL SERVICES TOTAL	**$70,536**	**$105,762**	**$90,608**	**$167,311**	**$137,739**
Materials & Services					
Internal Service Charges	$3,438	$9,561	$10,364	$10,990	$14,136
Other Contract Services	$288	$473	$612	$39,217	$1,000
Program Expenses	$4	$0	$0	$24,800	$5,813
Office Expense	$1,508	$2,727	$2,050	$6,800	$6,420
Travel	$1,727	$0	$0	$5,040	$9,060
Rent & Facilities Expense	$2,275	$2,593	$2,487	$2,600	$2,600
Furniture & Equipment <$10K	$0	$37	$1,712	$5,000	$4,000
Training & Professional Development	$315	$109	$299	$0	$2,800
Client Services	$12	$0	$0	$0	$0
MATERIALS & SERVICES TOTAL	**$9,567**	**$15,500**	**$17,524**	**$94,447**	**$45,829**
Contingency					
Contingency	$0	$0	$0	$46,405	$120,825
CONTINGENCY TOTAL	**$0**	**$0**	**$0**	**$46,405**	**$120,825**
EXPENSES TOTAL	**$80,103**	**$121,262**	**$108,132**	**$308,163**	**$304,393**
REVENUES LESS EXPENSES	**$12,982**	**$19,779**	**$12,515**	**-$11,729**	**-$1**

RECENT ACCOMPLISHMENTS

- The tobacco retail density ordinance draft has been reviewed by Lincoln County Council who has advised that the process is ready to move forward. This marks a significant place where the local initiative can move forward.
- Lincoln County TPEP has partnered together with other health promotion staff to work collaboratively building a coalition focused on the multiple upstream prevention and health promotion efforts. This with a holistic approach.
- Lincoln County TPEP also received a onetime carryover funding award from Ballet Measure 108, a 2021 increase in tobacco products and first tax on inhalant delivery systems. This funding is intended to address those tobacco-related health disparities are due to inequities, and specifically those populations that communities experience disproportionate harms from tobacco. This has allowed us to increase our internal capacity to address those equity issues and support community-based organizations who are also working on those equity issues.
- One of the activities to support this work is a planned county wide Equity Focused Tobacco Assessment.

GOALS & OBJECTIVES

- Eliminate exposure to secondhand smoke.
- Highlight and promote smoke free properties.
- Investigate local Indoor Clean Air Act complaints.
- Promote quitting among adults and youth.
- Implement closed loop referral processes.
- Share Smoke-free Oregon Social Media Campaigns.
- Prevent initiation among youth and young adults.
- Support Lincoln County School District Vaping campaign.
- Advance health equity by identifying and eliminating commercial tobacco product-related inequities and disparities.
- Identify and gain a better understanding of the local population who disproportionately experience greatest tobacco-related health disparities to advance greater health equity in Lincoln County.

DEPARTMENT METRICS

- The number activities completed towards advancing evidence-based and/or community-driven program or policy strategies.
- The number of community-based organizations engaged to build capacity for equitable and community-driven tobacco prevention efforts.
- Completing Indoor Clean Air Act complaint responses within the State required timelines.

EXPENSE HISTORY

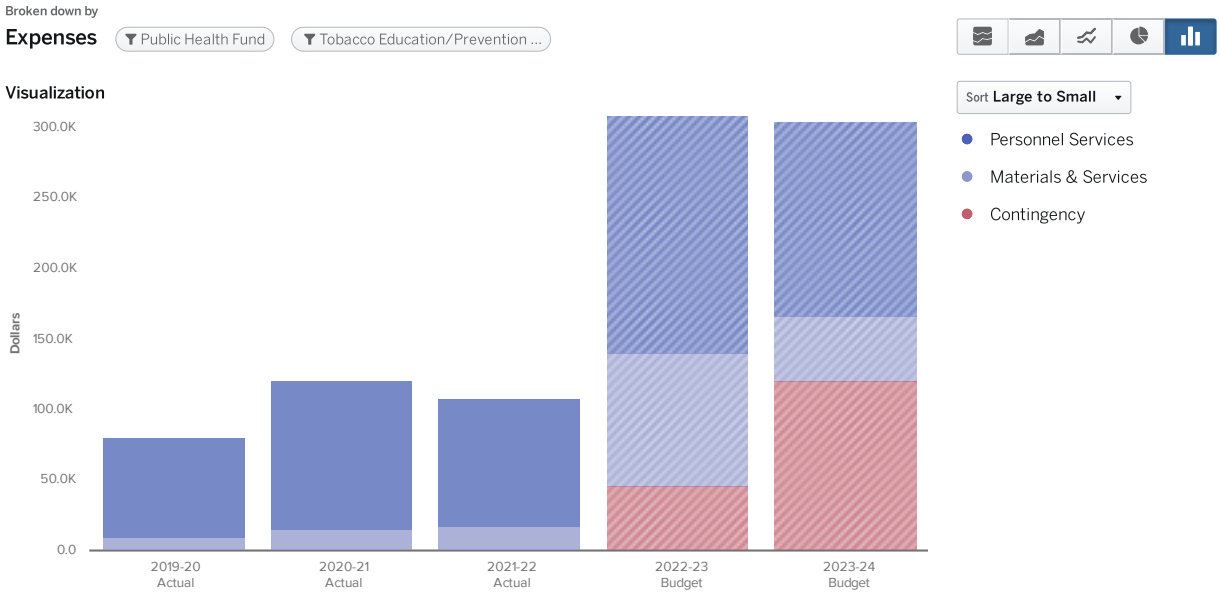

REVENUE HISTORY

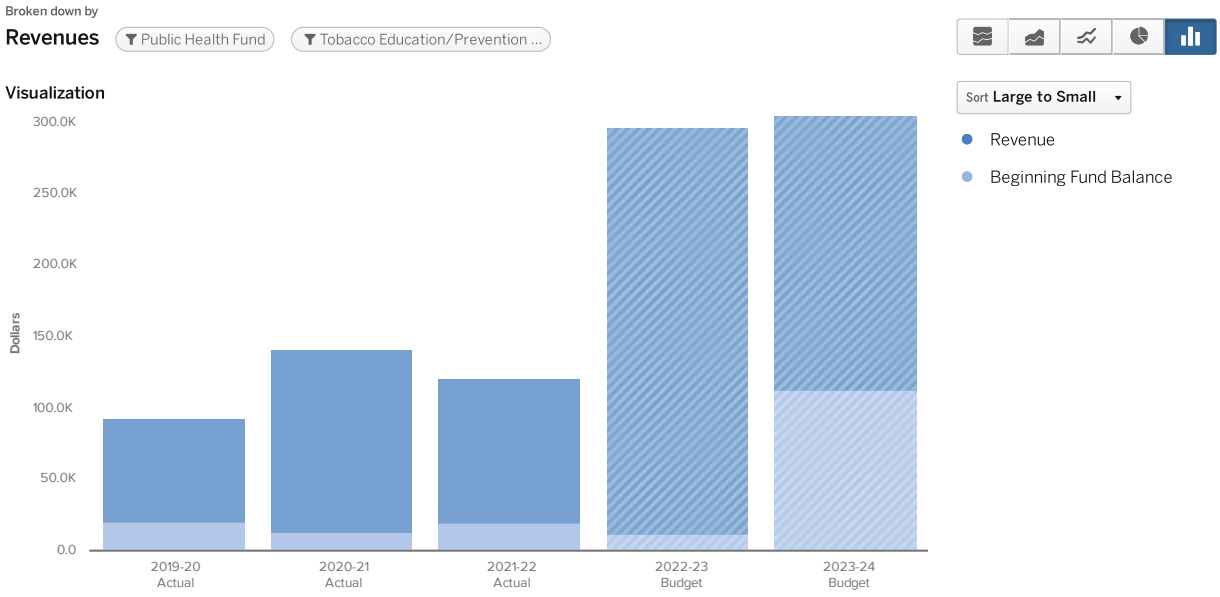

SIGNIFICANT CHANGES

- The Ballot Measure 108 funding will be braided into the tiered TPEP model for the 2023 to 2025 biennium. We will be able to move our tobacco prevention and education forward with the commitment to addressing those equity issues and supporting our community-based organizations.

SUPPLEMENTAL INFORMATION

None

COVID RESPONSE

BUDGET ORG

Fund: 208 Public Health Fund
Dept: 415 COVID Response
Category: Health & Human Services

KEY STAFF

Jayne Romero, Health and Human Services Director
Florence Pourtal, Public Health Director
Callie Lamendola-Gilliam, Communicable Diseases and Health Promotion Program Manager

OVERVIEW

This department focuses on sources of funding received to handle the COVID-19 pandemic response.

MAJOR ACTIVITIES

- As the pandemic evolved over time, the Public Health response did to.
- We handled case and outbreak investigations, contact tracing, wrap around services and coordination for residents who needed assistance during isolation and/or quarantine, as well as ensuring vaccinations are available to the public and the community.
- Major coordination of efforts with the community and the health system to ensure successful, accessible, equitable, and culturally focuses community vaccinations events were conducted.
- Education and communication to provide the latest information about COVID to the community.

FUNDING SOURCES

- Fund balance remaining from initial COVID funding

REVENUE & EXPENDITURE SUMMARY

Covid Response Expenses & Revenues

	2019 - 20 Actual	2020 - 21 Actual	2021 - 22 Actual	2022 - 23 Budget	2023 - 24 Budget
Revenues	$0	$0	$0	$1,142,894	$729,353
Expenses					
Personnel Services					
Represented	$0	$0	$0	$184,138	$201,657
Insurance	$0	$0	$0	$85,872	$101,691
Non-Represented	$0	$0	$0	$32,840	$42,640
Other Personnel Expenses	$0	$0	$0	$27,673	$24,124
Retirement	$0	$0	$0	$24,118	$27,089
PERSONNEL SERVICES TOTAL	**$0**	**$0**	**$0**	**$354,641**	**$397,200**
Contingency					
Contingency	$0	$0	$0	$473,549	$110,333
CONTINGENCY TOTAL	**$0**	**$0**	**$0**	**$473,549**	**$110,333**
Materials & Services					
Other Contract Services	$0	$0	$0	$129,800	$54,800
Internal Service Charges	$0	$0	$0	$66,104	$41,064
Office Expense	$0	$0	$0	$38,400	$28,000
Program Expenses	$0	$0	$0	$56,000	$2,000
Training & Professional Development	$0	$0	$0	$9,500	$9,500
Rent & Facilities Expense	$0	$0	$0	$5,000	$8,000
Travel	$0	$0	$0	$6,000	$5,000
Furniture & Equipment <$10K	$0	$0	$0	$2,400	$3,000
IT Software & Equipment	$0	$0	$0	$1,000	$0
Client Services	$0	$0	$0	$500	$500
MATERIALS & SERVICES TOTAL	**$0**	**$0**	**$0**	**$314,704**	**$151,864**
EXPENSES TOTAL	**$0**	**$0**	**$0**	**$1,142,894**	**$659,397**
REVENUES LESS EXPENSES	**$0**	**$0**	**$0**	**$0**	**$69,956**

RECENT ACCOMPLISHMENTS

- Vaccination and outreach events.

GOALS & OBJECTIVES

- Prevent and limit the spread of COVID-19 in Lincoln County.

DEPARTMENT METRICS

- Number of COVID cases reported to the Public Health department.
- Number of COVID-19 related outbreaks investigated and mitigated by the Public Health department.
- Number of vaccination events conducted throughout the county.
- Number of vaccines administered to Licon County residents.

EXPENSE HISTORY

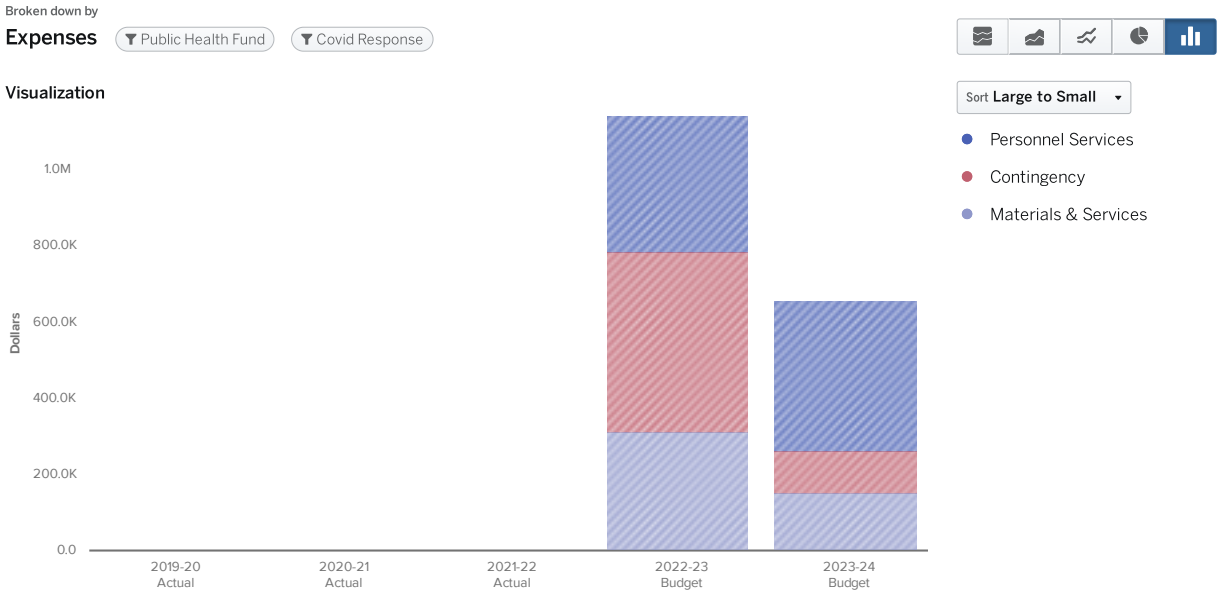

REVENUE HISTORY

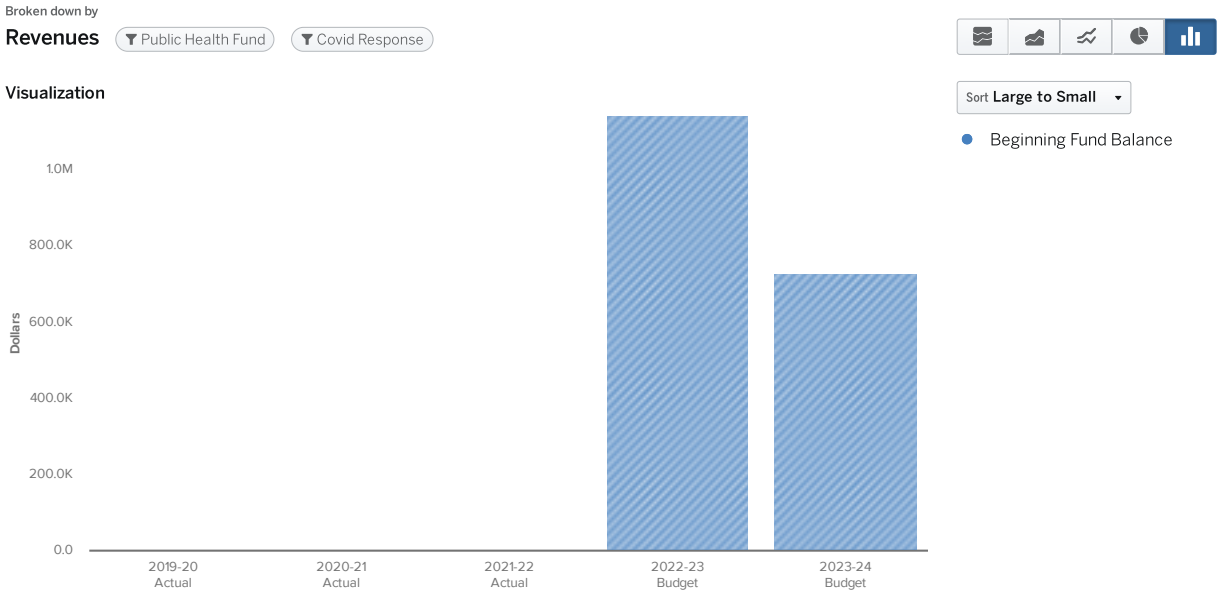

SIGNIFICANT CHANGES

- Major changes in investigative guidelines as the Public Health departments are not required to investigate or contact trace any longer. We now handle solely COVID outbreaks and a few monthly vaccination events throughout Lincoln County.

SUPPLEMENTAL INFORMATION

None

PARENTS AS TEACHERS PROGRAM

BUDGET ORG

Fund: 208 Public Health Fund
Dept: 417 Parents as Teachers Program
Category: Health & Human Services

KEY STAFF

Jayne Romero, Health and Human Services Director
Florence Pourtal, Public Health Director
Breeze Powell, MCH Program Manager

OVERVIEW

Lincoln County Parents as Teachers (PAT) strives to deliver a model of care that will strengthen families, increase their understanding of human development, support healthy growth and development, and promote self-sufficiency and socialization skills using culturally appropriate methods for the population. This also includes group sessions for families and other community members, providing social support networks for families so children are better prepared for kindergarten. The model strives to prevent child abuse by supporting parents to understand what healthy parent/ child interaction is.

MAJOR ACTIVITIES

- The PAT home visitors work alongside the nurses in the Babies First and CaCoon programs to offer an additional layer of support to families. This team follows the nursing care plan while using the evidence based PAT curriculum to help strengthen families.
- The PAT team provides ongoing case management, goal setting, screening for child growth and development, supporting families to connect to needed healthcare and community resources.

FUNDING SOURCES

- Targeted Case Management revenues

REVENUE & EXPENDITURE SUMMARY

Parents as Teachers Program Expenses & Revenues

	2019 - 20 Actual	2020 - 21 Actual	2021 - 22 Actual	2022 - 23 Budget	2023 - 24 Budget
Revenues					
Revenue					
Charges For Services	$416,730	$488,902	$431,357	$529,414	$0
Intergovernmental - State	$0	$0	$0	$0	$425,000
REVENUE TOTAL	**$416,730**	**$488,902**	**$431,357**	**$529,414**	**$425,000**
Beginning Fund Balance					
Beginning Balance	$43,016	$181,625	$327,145	$404,376	$277,216
BEGINNING FUND BALANCE TOTAL	**$43,016**	**$181,625**	**$327,145**	**$404,376**	**$277,216**
Transfers In					
Interfund Transfers In	$47,877	$0	$0	$0	$0
TRANSFERS IN TOTAL	**$47,877**	**$0**	**$0**	**$0**	**$0**
REVENUES TOTAL	**$507,623**	**$670,527**	**$758,503**	**$933,790**	**$702,216**
Expenses					
Personnel Services					
Represented	$96,090	$101,302	$102,656	$103,445	$110,333
Insurance	$67,748	$70,356	$66,032	$87,654	$104,646
Non-Represented	$45,880	$54,245	$65,519	$97,392	$79,945
Other Personnel Expenses	$16,919	$19,701	$19,548	$29,804	$21,570
Retirement	$16,342	$17,887	$19,486	$22,974	$21,579
Part Time	$0	$0	$1,950	$10,868	$11,159
Holiday & Special Rate Pay	$1,680	$1,680	$1,645	$0	$0
Overtime	$0	$0	$204	$0	$0
PERSONNEL SERVICES TOTAL	**$244,660**	**$265,170**	**$277,039**	**$352,137**	**$349,231**
Contingency					
Contingency	$0	$0	$0	$486,244	$11,463
CONTINGENCY TOTAL	**$0**	**$0**	**$0**	**$486,244**	**$11,463**
Materials & Services					
Internal Service Charges	$50,711	$46,905	$50,348	$56,924	$74,109
Rent & Facilities Expense	$10,903	$10,903	$13,861	$15,000	$15,600
Office Expense	$13,600	$13,714	$8,492	$9,650	$10,715
Training & Professional Development	$480	$3,713	$807	$6,055	$10,900
Travel	$1,546	$0	$0	$2,000	$9,600
Other Contract Services	$1,968	$1,998	$1,746	$1,800	$2,600
Furniture & Equipment <$10K	$1,701	$854	$235	$2,480	$1,000
Program Expenses	$406	$125	$1,599	$1,500	$1,000
Client Services	$24	$0	$0	$0	$0
MATERIALS & SERVICES TOTAL	**$81,338**	**$78,212**	**$77,088**	**$95,409**	**$125,524**
EXPENSES TOTAL	**$325,998**	**$343,382**	**$354,127**	**$933,790**	**$486,218**
REVENUES LESS EXPENSES	**$181,625**	**$327,145**	**$404,376**	**$0**	**$215,998**

RECENT ACCOMPLISHMENTS

- Our PAT Team continues adapting to serve the increased number of medically at-risk infants, toddlers, and their families.
- We referred 3 enrolled Babies First! infants to Doernbecher's Children's Hospital for medical diagnoses, treatment, parent education and support. All three infants and their care givers are now enrolled in the CaCoon case management with our MCFH Nurses.
- These 3 infants received medical diagnoses, care plans, Medical Specialists, and a needs assessment. Positive health outcomes include surgeries for a 2-month-old infant.
- We provide excellent case-management as we build safety, trust, and partnerships with all families. This includes providing the cultural competencies families need with their PAT Parent Educator Home Visitors.
- When we can provide the specific needed support for the health and welfare of high-risk families, we feel good that our daily work has meaning and impacts our community. These are days to acknowledge and celebrate our collaboration with families.

GOALS & OBJECTIVES

- Increase caseload for new home visitor with new referrals and transfers.
- Explore alternative funding sources so that this program does not have to rely solely on funds from targeted case management.
- Focus on equity by culturally and linguistically matching clients with home visitors whenever possible.
- Monitor data quality and monthly dashboards.

DEPARTMENT METRICS

- For the fiscal year July 1, 2021- June 30, 2022, total visits for the year were 1,165.
- The bilingual team members from this program provided an additional 66 visits as the interpreter for a nurse in another program.
- 28 new families were enrolled into the PAT program that year.

EXPENSE HISTORY

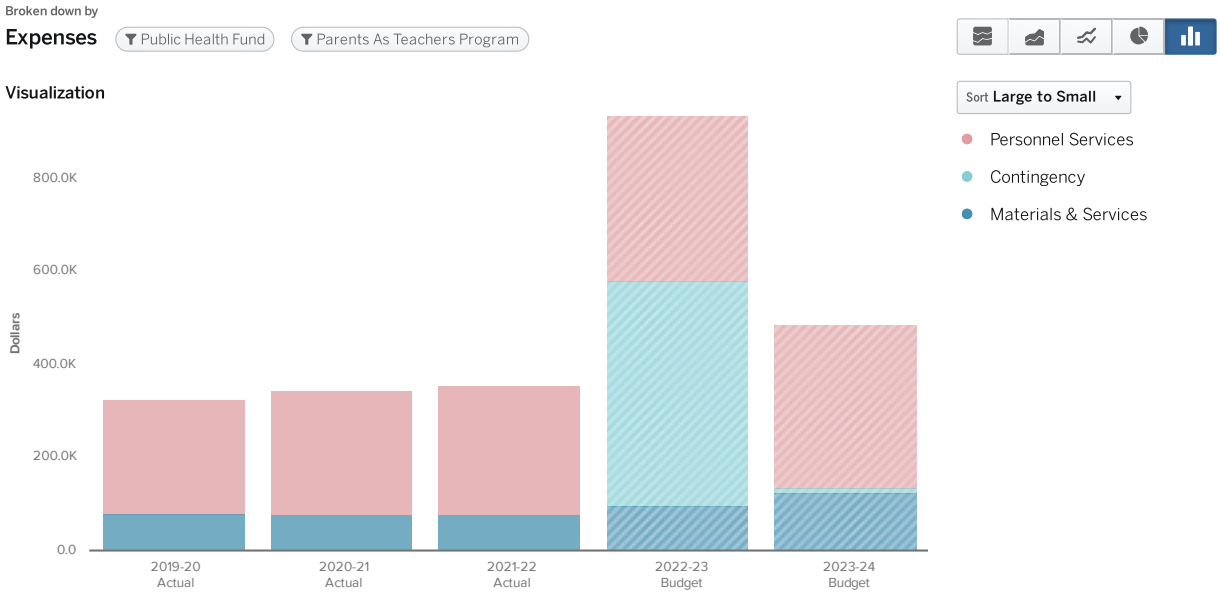

REVENUE HISTORY

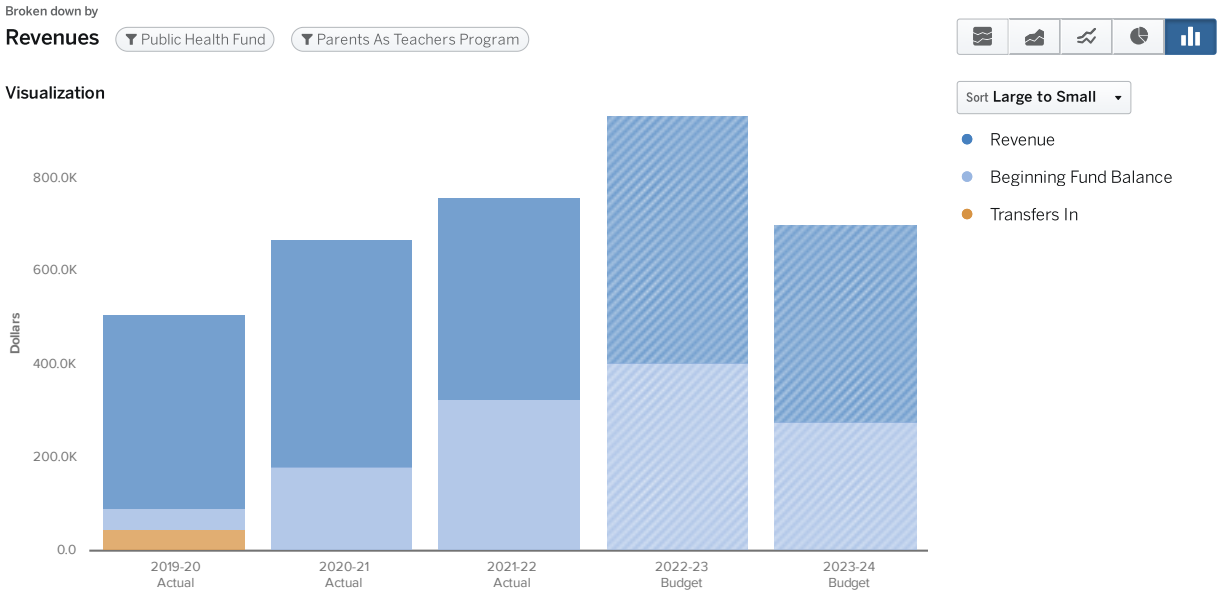

SIGNIFICANT CHANGES

- The PAT team hired a new home visitor in August of 2022. This team is now building the caseload of their new home visitor.

SUPPLEMENTAL INFORMATION

None

ADDICTIONS PREVENTION

BUDGET ORG

Fund: 208 Public Health Fund
Dept: 430 Addictions Prevention
Category: Health & Human Services

KEY STAFF

Jayne Romero, Health and Human Services Director
Florence Pourtal, Public Health Director
Callie Lamendola-Gilliam, Communicable Diseases and Health Promotion Program Manager

OVERVIEW

Lincoln County's Substance Abuse Prevention program aim to prevent substance misuse and abuse. We particularly focus on preventing youth access to substances. With clear boundaries and expectations, youth are less likely to use substances like alcohol and marijuana. Lincoln County's Problem Gambling prevention program increases awareness of problem gambling, provides tips to reduce risk for problem gambling, promotes treatment for problem gambling, and provides technical assistance for developing policies to reduce risk of problem gambling.

MAJOR ACTIVITIES

- Sponsored 2 OLCC Responsible Sales Trainings, one in Lincoln City and one in Newport.
- Hosted Lincoln Counties first Opioid Overdose Symposium to discuss opioid overdose epidemic in Lincoln County and what is currently being done to address the issue.
- Partnered with OHA on "Rethink the Drink" campaign.

FUNDING SOURCE

- Oregon Health Authority

REVENUE & EXPENDITURE SUMMARY

Addictions Prevention Expenses & Revenues

	2019 - 20 Actual	2020 - 21 Actual	2021 - 22 Actual	2022 - 23 Budget	2023 - 24 Budget
Revenues					
Revenue					
Intergovernmental - Federal	$61,250	$58,065	$47,184	$137,050	$61,250
Intergovernmental - State	$45,115	$43,465	$26,000	$26,000	$26,000
REVENUE TOTAL	**$106,365**	**$101,530**	**$73,184**	**$163,050**	**$87,250**
Beginning Fund Balance					
Beginning Balance	$166,832	$44,439	$78,673	$85,555	$107,722
BEGINNING FUND BALANCE TOTAL	**$166,832**	**$44,439**	**$78,673**	**$85,555**	**$107,722**
Transfers In					
Interfund Transfers In	$80,000	$60,000	$0	$0	$0
TRANSFERS IN TOTAL	**$80,000**	**$60,000**	**$0**	**$0**	**$0**
REVENUES TOTAL	**$353,197**	**$205,969**	**$151,857**	**$248,605**	**$194,972**
Expenses					
Personnel Services					
Represented	$55,479	$50,142	$28,950	$56,358	$60,108
Insurance	$12,719	$10,541	$5,855	$21,873	$31,882
Non-Represented	$28,264	$15,236	$5,323	$4,082	$4,320
Retirement	$9,639	$7,725	$3,866	$6,895	$7,114
Other Personnel Expenses	$7,895	$6,950	$3,668	$9,902	$6,415
Overtime	$1,811	$3,868	$0	$0	$0
Part Time	$0	$0	$1,388	$270	$0
Holiday & Special Rate Pay	$30	$0	$0	$0	$0
PERSONNEL SERVICES TOTAL	**$115,837**	**$94,462**	**$49,049**	**$99,380**	**$109,838**
Contingency					
Contingency	$0	$0	$0	$123,123	$64,021
CONTINGENCY TOTAL	**$0**	**$0**	**$0**	**$123,123**	**$64,021**
Materials & Services					
Internal Service Charges	$22,806	$9,250	$9,553	$11,252	$11,305
Rent & Facilities Expense	$6,990	$4,122	$2,184	$2,500	$1,500
Other Contract Services	$11,560	$569	$834	$600	$0
Office Expense	$3,703	$3,622	$1,341	$3,150	$1,740
Program Expenses	$321	$5,308	$2,971	$1,500	$2,968
Travel	$1,854	$0	$0	$6,000	$2,500
Training & Professional Development	$1,265	$1,763	$250	$1,100	$500
Furniture & Equipment <$10K	$10	$1,712	$0	$0	$0
IT Software & Equipment	$0	$0	$0	$0	$600
Client Services	$96	$30	$120	$0	$0
MATERIALS & SERVICES TOTAL	**$48,605**	**$26,375**	**$17,253**	**$26,102**	**$21,113**
Transfers Out					
Transfers	$118,557	$0	$0	$0	$0
TRANSFERS OUT TOTAL	**$118,557**	**$0**	**$0**	**$0**	**$0**
EXPENSES TOTAL	**$282,999**	**$120,837**	**$66,302**	**$248,605**	**$194,972**
REVENUES LESS EXPENSES	**$70,198**	**$85,132**	**$85,555**	**$0**	**$0**

RECENT ACCOMPLISHMENTS

- Sponsored OLCC Responsible Sales Training, exceeding the amount of attendees OHA expected.
- Partnered with Newport High School to provide Fentanyl education and outreach with small cohort of students. This will be an ongoing partnership in which we will co-develop a lesson, that will be student led, and reach all students in the high school.
- Support local CBO's, CEDDAR and PAADA, as they resume their efforts to address drug, alcohol and other addiction prevention efforts post COVID restrictions.

GOALS & OBJECTIVES

- By June 2023, develop a coalition of diverse stakeholders to advocate for policy, and environment changes for reducing substance misuse.
- Promote drug and alcohol resources and provide substance abuse education focusing on alcohol, opioid, and marijuana education and prevention.

DEPARTMENT METRICS

By June 2023, reduce youth ease of access to alcohol in 8th, and 11th graders in Lincoln County by 3%. In the 2020 Oregon Student Health Survey, 47.6% of 8th graders reported alcohol being "sort of" or "very easy" to obtain.

EXPENSE HISTORY

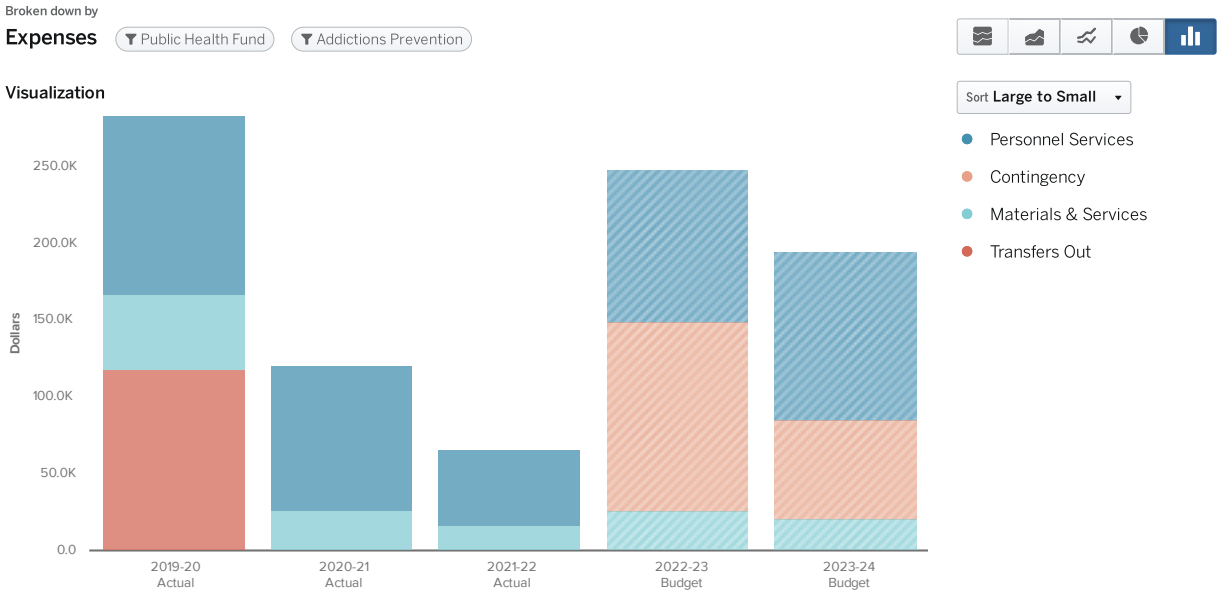

REVENUE HISTORY

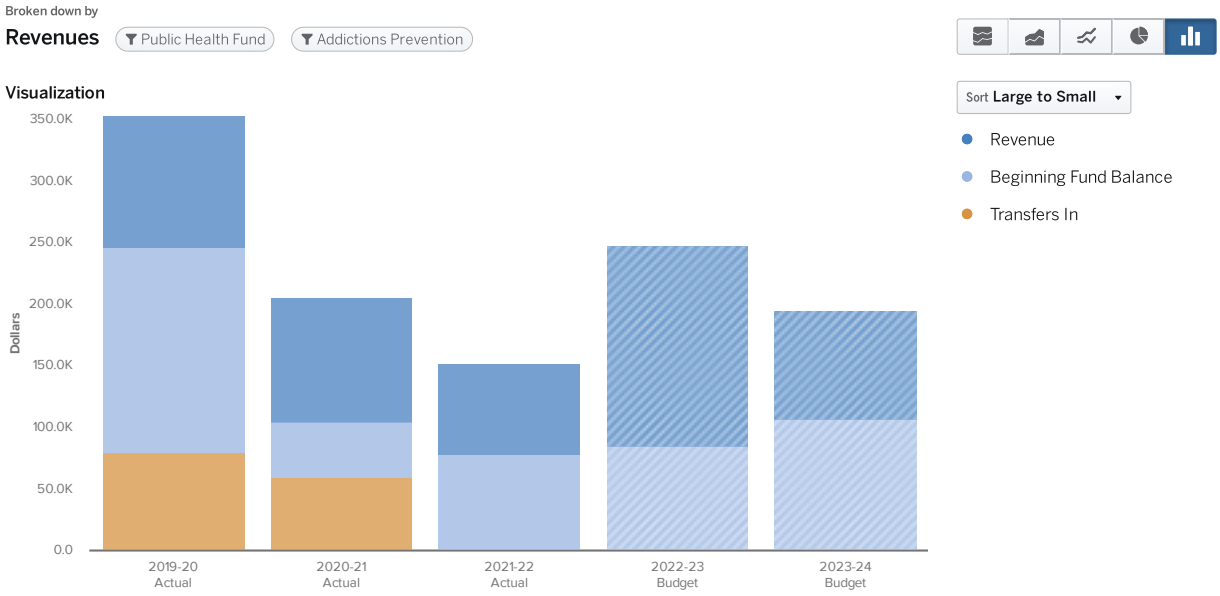

SIGNIFICANT CHANGES

None

SUPPLEMENTAL INFORMATION

None

EMERGENCY PREPAREDNESS

BUDGET ORG

Fund: 208 Public Health Fund
Dept: 434 Emergency Prepardness
Category: Health & Human Services

KEY STAFF

Jayne Romero, Health and Human Services Director
Florence Pourtal, Public Health Director
Kaline Chavarria, Environmental Health Program Manager

OVERVIEW

This funding is dedicated to addressing prevention, protection, mitigation, response, and recovery phases for threats and emergencies that impact the health of people in its jurisdiction through plan development and revision, exercise and response activities based on the 15 Centers for Disease Control and Prevention (CDC) Public Health Emergency Preparedness and Response Capabilities.

MAJOR ACTIVITIES

- The work plan evolves each year. Most of the work is subcontracted to the county's emergency management office.
- This year we are focusing on reviewing our internal emergency response plans and emergency protocols.
- We will also continue to develop the Medical Reserve Corps and grow our internal competencies and skills through various ICS trainings and exercises.
- Multi-agency cooperation is at the core of this work. Main partners range from law enforcement, first responders and fire departments, schools, community-based organizations, hospitals and the healthcare system, the medical reserve corps and a lot of different volunteer organizations, other emergency management entities in the county and the region etc.

FUNDING SOURCES

- Oregon Health Authority

REVENUE & EXPENDITURE SUMMARY

Emergency Preparedness Expenses & Revenues

	2019 - 20 Actual	2020 - 21 Actual	2021 - 22 Actual	2022 - 23 Budget	2023 - 24 Budget
Revenues	$53,409	$95,206	$54,453	$51,440	$41,659
Expenses					
Personnel Services					
Non-Represented	$17,889	$23,945	$22,371	$28,718	$29,770
Insurance	$2,714	$3,063	$3,569	$4,469	$4,794
Retirement	$2,050	$2,784	$2,606	$3,321	$3,437
Other Personnel Expenses	$1,828	$2,631	$2,280	$4,236	$3,046
Part Time	$2,122	$2,093	$0	$0	$0
Holiday & Special Rate Pay	$30	$0	$0	$0	$0
PERSONNEL SERVICES TOTAL	**$26,633**	**$34,515**	**$30,826**	**$40,744**	**$41,047**
Materials & Services					
Program Expenses	$17,897	$5,065	$0	$418	$1,200
Office Expense	$7,575	$5,228	$1,958	$4,446	$2,450
Furniture & Equipment <$10K	$0	$21,359	$0	$0	$0
Internal Service Charges	$3,437	$2,490	$3,675	$4,127	$4,193
Other Contract Services	$1,776	$1,022	$1,468	$1,156	$0
Training & Professional Development	$900	$0	$192	$500	$500
Rent & Facilities Expense	$0	$137	$273	$273	$0
MATERIALS & SERVICES TOTAL	**$31,585**	**$35,301**	**$7,565**	**$10,920**	**$8,343**
EXPENSES TOTAL	**$58,218**	**$69,816**	**$38,391**	**$51,664**	**$49,389**
REVENUES LESS EXPENSES	**-$4,809**	**$25,390**	**$16,062**	**-$224**	**-$7,730**

RECENT ACCOMPLISHMENTS

- Update of the ESF8 of the county Emergency Operations Plan.
- Ensure that all staff are trained in ICS basic trainings for emergency response and support leadership to take more advanced ICS trainings (300 and 400).
- Update the Public Health department operation center organization chart to reflect current staffing and capabilities.

GOALS & OBJECTIVES

- Prepare and train the Public Health workforce to empower them to plan, respond and/or mitigate any public health emergency in Lincoln County.
- Update specific emergency response plans such as communicable diseases and drinking water.
- Update the PH risk communication plan.
- Participate in tabletops and exercises.

DEPARTMENT METRICS

- Number of staff trained in ICS.
- Number of plans reviewed and updated.
- Number of exercises and tabletops conducted.

EXPENSE HISTORY

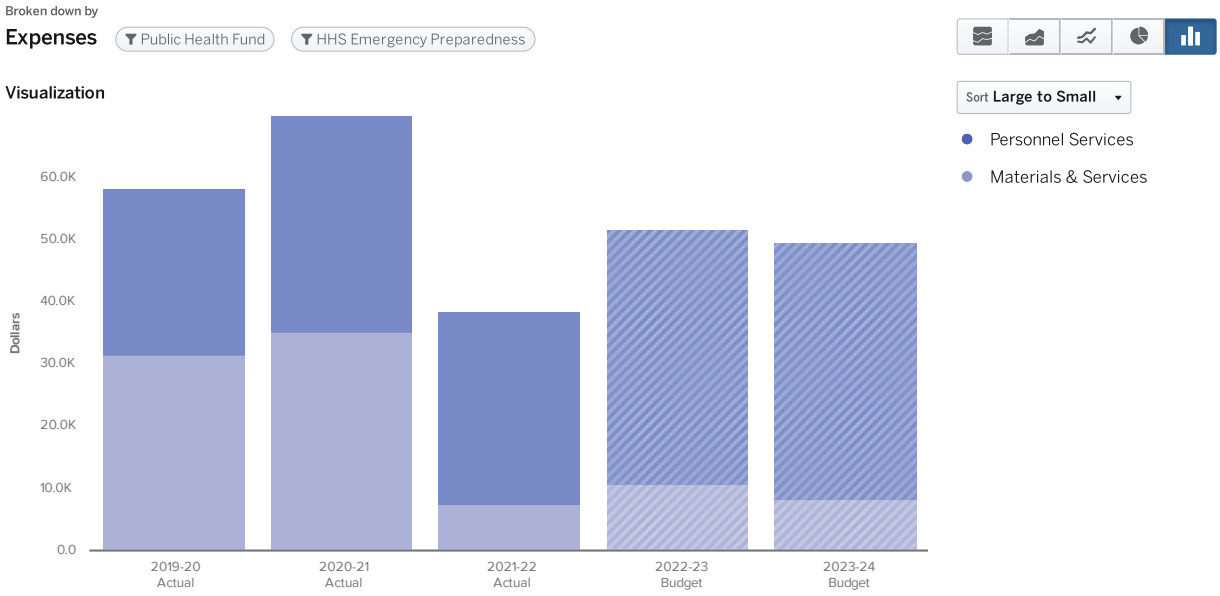

REVENUE HISTORY

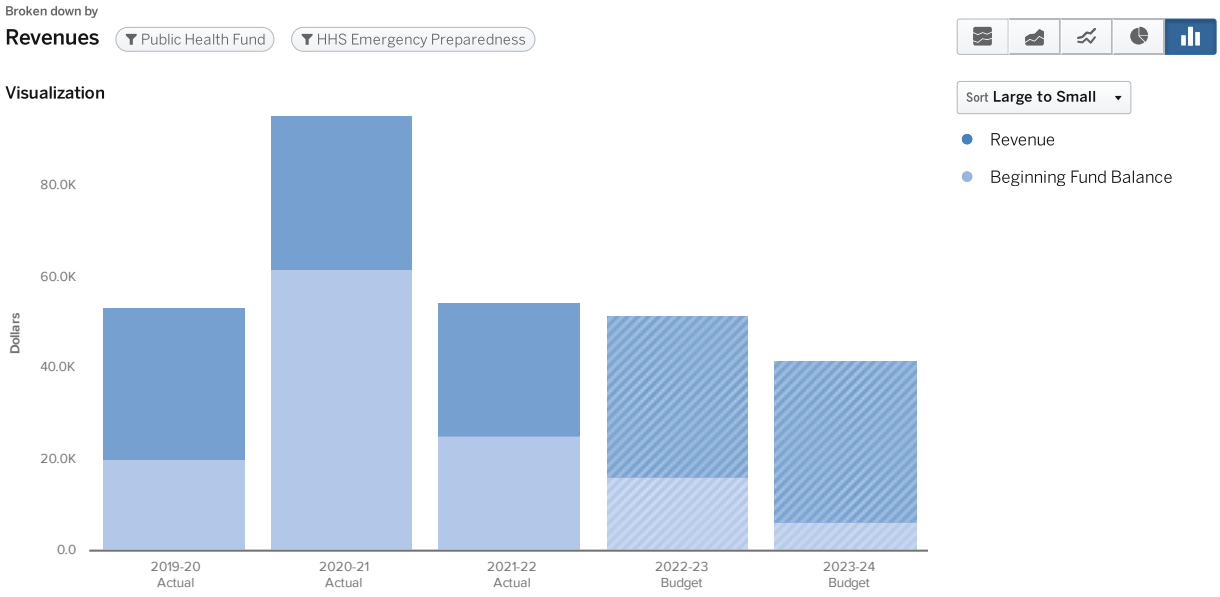

SIGNIFICANT CHANGES

None

SUPPLEMENTAL INFORMATION

- We have a strong relationship with the Emergency Management office and transfer part of the PHEP grant to the EM office to handle PH emergency preparedness through their office. This allows for better collaboration and coordination in preparation and response to emergencies.



ENVIRONMENTAL HEALTH

BUDGET ORG

Fund: 208 Public Health Fund
Dept: 440 Environmental Health
Category: Health & Human Services

KEY STAFF

Jayne Romero, Health and Human Services Director
Florence Pourtal, Public Health Director
Kaline Chavarria, Environmental Health Program Manager

OVERVIEW

Environmental Health protects and promotes the health of the community by providing inspection and licensing services to public facilities.

MAJOR ACTIVITIES

- We are responsible for the inspection and licensing of food services that are open to the public such as restaurants, bed and breakfast, mobile units, and temporary food events.
- We also inspect and license travelers' accommodations like hotel, motel, public swimming pools and hot tubs, RV parks and organizational camps.
- In addition, we inspect school kitchens, day care centers, County Jail and Juvenile departments.

FUNDING SOURCES

- License and Inspection Fees
- Food Handler Fees

REVENUE & EXPENDITURE SUMMARY

Environmental Health Expenses & Revenues

	2019 - 20 Actual	2020 - 21 Actual	2021 - 22 Actual	2022 - 23 Budget	2023 - 24 Budget
Revenues					
Revenue					
Charges For Services	$355,312	$237,458	$341,742	$341,412	$375,930
Miscellaneous	$3,306	$0	$1,113	$6,300	$0
REVENUE TOTAL	**$358,618**	**$237,458**	**$342,855**	**$347,712**	**$375,930**
Beginning Fund Balance					
Beginning Balance	$25,260	$0	$0	$1,219	$3,680
BEGINNING FUND BALANCE TOTAL	**$25,260**	**$0**	**$0**	**$1,219**	**$3,680**
REVENUES TOTAL	**$383,878**	**$237,458**	**$342,855**	**$348,931**	**$379,610**
Expenses					
Personnel Services					
Represented	$138,511	$81,522	$126,532	$131,536	$139,695
Insurance	$52,126	$31,050	$50,948	$52,937	$77,611
Non-Represented	$57,549	$28,914	$27,031	$32,896	$33,805
Retirement	$22,047	$12,385	$17,151	$18,277	$19,274
Other Personnel Expenses	$18,117	$12,138	$15,758	$20,010	$18,598
Part Time	$0	$10,524	$0	$0	$0
Overtime	$2,185	$791	$27	$0	$0
Holiday & Special Rate Pay	$30	$0	$0	$0	$0
PERSONNEL SERVICES TOTAL	**$290,566**	**$177,324**	**$237,447**	**$255,656**	**$288,983**
Materials & Services					
Internal Service Charges	$35,754	$32,742	$39,038	$40,585	$36,288
Program Expenses	$23,753	$36,106	$29,863	$27,256	$22,745
Rent & Facilities Expense	$22,234	$21,450	$19,378	$2,000	$0
Office Expense	$7,656	$6,642	$5,304	$7,300	$6,500
Other Contract Services	$4,131	$6,847	$4,538	$3,500	$2,000
Travel	$1,262	$159	$2,304	$3,500	$3,500
Furniture & Equipment <$10K	$194	$30	$2,000	$3,600	$1,700
Training & Professional Development	$826	$202	$1,764	$1,250	$950
Client Services	$0	$216	$0	$0	$0
MATERIALS & SERVICES TOTAL	**$95,811**	**$104,395**	**$104,189**	**$88,991**	**$73,683**
Contingency					
Contingency	$0	$0	$0	$24,832	$16,944
CONTINGENCY TOTAL	**$0**	**$0**	**$0**	**$24,832**	**$16,944**
EXPENSES TOTAL	**$386,376**	**$281,719**	**$341,636**	**$369,479**	**$379,610**
REVENUES LESS EXPENSES	**-$2,498**	**-$44,261**	**$1,219**	**-$20,548**	**$0**

RECENT ACCOMPLISHMENTS

- In 2022 Environmental Health completed 1,286 inspections of the licensed facilities in Lincoln County.
- At current time there are 617 licensed facilities.

GOALS & OBJECTIVES

- Balance inspection load per inspector and area so that inspections are evenly distributed throughout the year.

DEPARTMENT METRICS

- At current time there are four members of the Environmental Health team: 1 Administrative Assistant, 2 REHS/REHST inspectors and 1 Enviornmental Health Manager.
- Department is delegated at the county level to carry out the activities at county level of ORS Ch. 446, ORS Ch. 448, and ORS 624.

EXPENSE HISTORY

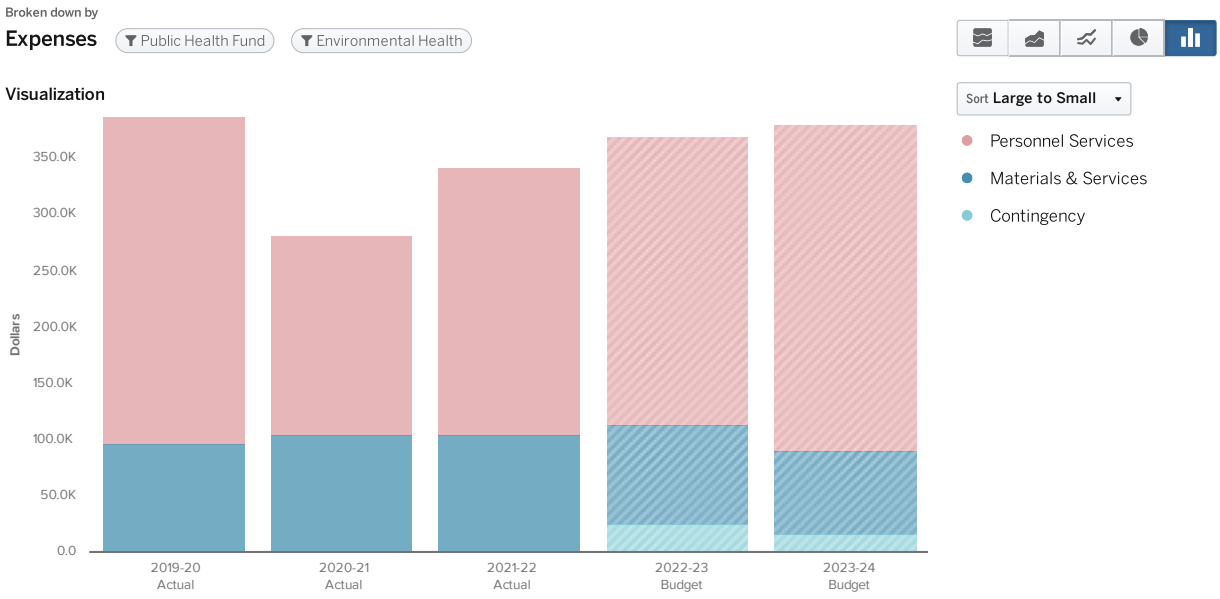

REVENUE HISTORY

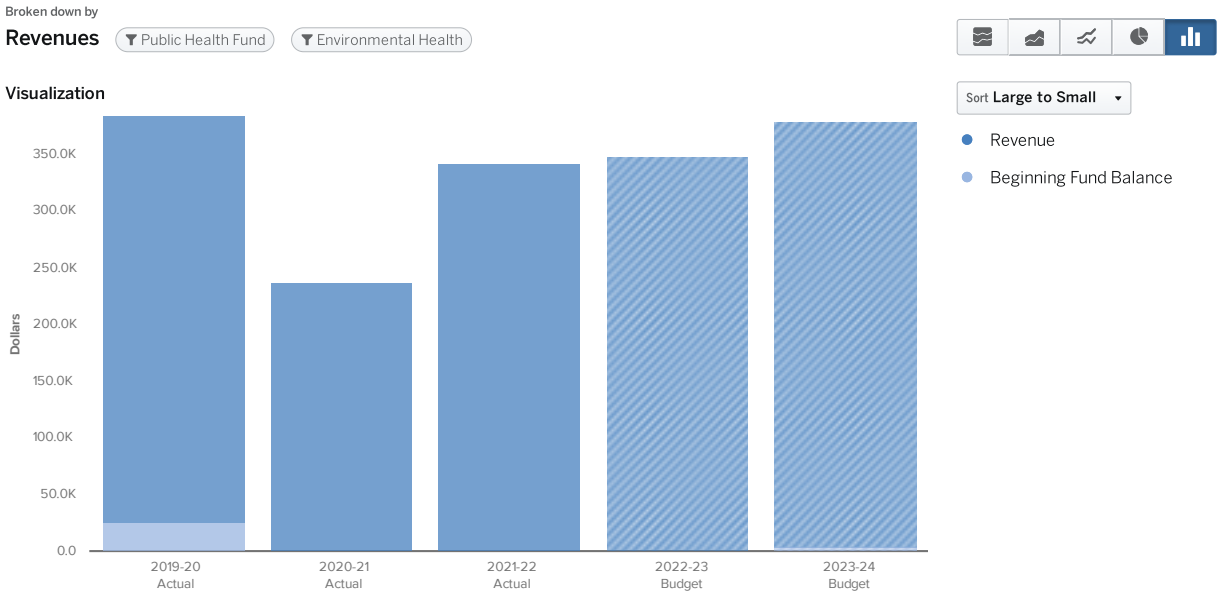

SIGNIFICANT CHANGES

- Environmental health is fully staffed with 1 supervisor 2 inspectors and 1 office administrative assistant. in March 2023 Environmental Health will be recruiting for a new REHS due to staff resignation.

SUPPLEMENTAL INFORMATION

None



VITAL STATISTICS

BUDGET ORG

Fund: 208 Public Health Fund
Dept: 441 Vital Statistics
Category: Health & Human Services

KEY STAFF

Jayne Romero, Health and Human Services Director
Florence Pourtal, Public Health Director
Kaline Chavarria, Environmental Health Program Manager

OVERVIEW

Lincoln County Vital Statistics provides certified copies of birth and death records for events that occur here in Lincoln County up to 6 months from the date of occurrence. For birth and death certificates more than 6 months from date of occurrence, individuals must apply through the State of Oregon Vital Records Department.

MAJOR ACTIVITIES

- Continue to provide vital records to our community members during the 6-month period following the birth or death event.
- Assist individuals with the Vital Statistics system navigation when their request falls outside the 6 months period.
- Develop the collaboration with the Maternal Child and Family Health team to ensure good appropriation of these documents.

FUNDING SOURCES

- Vital Statistics Program Revenue

REVENUE & EXPENDITURE SUMMARY

Vital Statistics Expenses & Revenues

	2019 - 20 Actual	2020 - 21 Actual	2021 - 22 Actual	2022 - 23 Budget	2023 - 24 Budget
Revenues					
Revenue					
Miscellaneous	$56,451	$71,423	$81,945	$60,000	$60,000
REVENUE TOTAL	**$56,451**	**$71,423**	**$81,945**	**$60,000**	**$60,000**
Beginning Fund Balance	$914	$330	$0	$16,511	$13,242
REVENUES TOTAL	**$57,365**	**$71,753**	**$81,945**	**$76,511**	**$73,242**
Expenses					
Personnel Services					
Represented	$25,248	$27,814	$31,052	$36,067	$32,619
Insurance	$13,817	$14,068	$16,101	$20,799	$19,921
Non-Represented	$4,892	$3,838	$3,889	$4,112	$4,225
Retirement	$3,361	$3,581	$3,913	$4,447	$4,080
Other Personnel Expenses	$2,765	$3,222	$3,537	$4,719	$3,665
Overtime	$164	$663	$38	$0	$0
PERSONNEL SERVICES TOTAL	**$50,247**	**$53,185**	**$58,529**	**$70,144**	**$64,510**
Materials & Services					
Internal Service Charges	$4,663	$5,050	$5,196	$6,356	$6,652
Office Expense	$1,736	$1,856	$1,003	$1,200	$2,200
Program Expenses	$389	$991	$616	$500	$650
Other Contract Services	$0	$521	$89	$500	$500
Training & Professional Development	$0	$0	$0	$200	$0
MATERIALS & SERVICES TOTAL	**$6,788**	**$8,417**	**$6,905**	**$8,756**	**$10,002**
Contingency	$0	$0	$0	$0	$20,592
EXPENSES TOTAL	**$57,035**	**$61,603**	**$65,434**	**$78,900**	**$95,104**
REVENUES LESS EXPENSES	**$330**	**$10,150**	**$16,511**	**-$2,389**	**-$21,862**

RECENT ACCOMPLISHMENTS

- 2022 Total Births 275, Birth Certificates Issued 132
- Birth Certificate Application assistance 40
- Paternity Assistance 5
- Affidavit to Correct 10
- 2022 Total Deaths 696, Death Certificates Issued 3,461

GOALS & OBJECTIVES

- Complete all vital records in a timely manner with respect, dignity and compassion.

DEPARTMENT METRICS

- At current time there are three members of the vital records team: 1 Deputy Registrar, 1 Environmental Health Manager and a back-up registrar.
- Department carries out the activities at county level of ORS Ch. 432

EXPENSE HISTORY

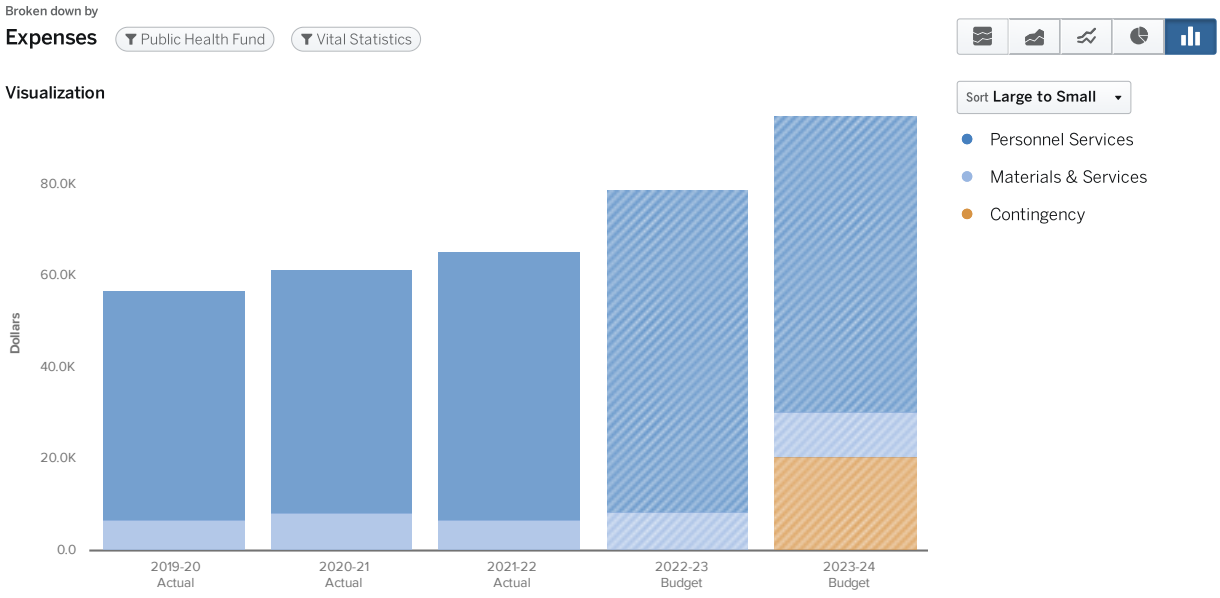

REVENUE HISTORY

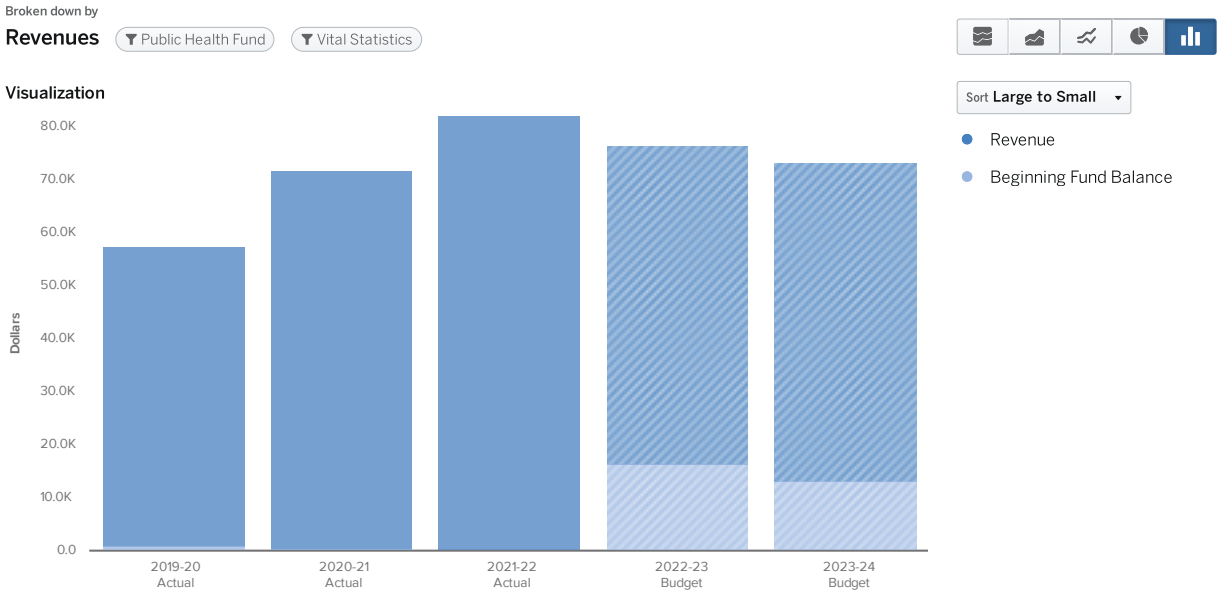

SIGNIFICANT CHANGES

None

SUPPLEMENTAL INFORMATION

None

HARM REDUCTION

BUDGET ORG

Fund: 208 Public Health Fund
Dept: 452 Harm Reduction
Category: Health & Human Services

KEY STAFF

Jayne Romero, Health and Human Services Director
Florence Pourtal, Public Health Director
Callie Lamendola-Gilliam, Communicable Diseases and Health Promotion Program Manager

OVERVIEW

Lincoln County's Harm Reduction program offers rapid HIV and Hepatitis C testing, syringe exchange services, and free resources to reduce risk of HIV, Hepatitis C, sexually transmitted, and serious bacterial infections, like condoms and first aid supplies. Lincoln County Overdose Prevention works collaboratively with the Harm Reduction Program and Behavioral Health Resource Network (BHRN) to provide linkages to substance use disorder treatment. Additionally, the Overdose Prevention Coordinator aligns community partners in Lincoln, Linn, and Benton counties to establish, implement, and evaluate regional response plans to overdose trends.

MAJOR ACTIVITIES

- Harm reduction services available at 5 permanent locations around Lincoln County (see website for locations).
- Naloxone training for local CBO's.
- Naloxone distribution to community partners and CBOs.
- Work with regional partners to provide training on Narcan/Naloxone.
- Improve naloxone access regionally by facilitating ordering and distribution of Narcan for Linn, Lincoln, and Benton counties.
- Collaborate with Lincoln County epidemiologist to create a data collection mechanism for overdose trends in Lincoln County.

FUNDING SOURCES

- Oregon Health Authority
- Behavioral Health Resource Network (BHRN)

REVENUE & EXPENDITURE SUMMARY

Harm Reduction Expenses & Revenues

	2019 - 20 Actual	2020 - 21 Actual	2021 - 22 Actual	2022 - 23 Budget	2023 - 24 Budget
Revenues					
Revenue					
Intergovernmental - Federal	$587,196	$605,147	$899,568	$691,858	$135,546
Intergovernmental - State	$0	$39,404	$0	$0	$0
REVENUE TOTAL	**$587,196**	**$644,551**	**$899,568**	**$691,858**	**$135,546**
Transfers In					
Interfund Transfers In	$43,095	$0	$0	$190,000	$335,410
TRANSFERS IN TOTAL	**$43,095**	**$0**	**$0**	**$190,000**	**$335,410**
Beginning Fund Balance	$27,971	$67,459	$57,090	$189,996	$170,870
REVENUES TOTAL	**$658,262**	**$712,010**	**$956,658**	**$1,071,854**	**$641,826**
Expenses					
Materials & Services					
Other Contract Services	$326,958	$381,346	$495,004	$297,050	$0
Internal Service Charges	$24,038	$23,988	$23,940	$23,481	$41,370
Program Expenses	$5,581	$10,035	$17,874	$15,500	$21,000
Office Expense	$5,442	$9,029	$6,422	$8,660	$8,180
Client Services	$120	$90	$0	$0	$20,150
Rent & Facilities Expense	$0	$3,560	$5,869	$2,940	$5,880
Training & Professional Development	$220	$162	$2,037	$2,952	$6,995
Furniture & Equipment <$10K	$355	$5,688	$0	$0	$2,000
Travel	$2,841	$0	$0	$1,500	$2,000
MATERIALS & SERVICES TOTAL	**$365,557**	**$433,897**	**$551,147**	**$352,083**	**$107,575**
Personnel Services	$190,508	$219,119	$215,515	$486,964	$366,714
Contingency					
Contingency	$0	$0	$0	$232,807	$167,537
CONTINGENCY TOTAL	**$0**	**$0**	**$0**	**$232,807**	**$167,537**
Capital Expenditures					
Capital Expenditures	$34,942	$0	$0	$0	$0
CAPITAL EXPENDITURES TOTAL	**$34,942**	**$0**	**$0**	**$0**	**$0**
EXPENSES TOTAL	**$591,006**	**$653,017**	**$766,662**	**$1,071,854**	**$641,826**
REVENUES LESS EXPENSES	**$67,256**	**$58,993**	**$189,996**	**$0**	**$0**

RECENT ACCOMPLISHMENTS

- Expanded harm reduction services to South County. This was with the support of the Mayor of Waldport and Waldport City Council.
- Developed a Tableau dashboard to be able to make evidence based programmatic decisions.
- Overdose Prevention Coordinator has been working to attend regional and local coalition meetings around SUD and overdose to meeting partners, establish new working relationships, and improving existing ones.
- Provided 6 Narcan/Naloxone trainings since December 1st.
- Has been voted onto the board of Partners Against Alcohol & Drug Abuse (PAADA), working collaboratively on overdose prevention and SUD in Lincoln County.

GOALS & OBJECTIVES

- Establish local emergency response plans to assist with identifying and responding to county specific and regional cluster overdose outbreaks.
- Improve naloxone access, provide naloxone training, and assist with naloxone policies and procedures.
- Reduce drug use, needlestick injuries, and reduce overdoses and communicable disease.

DEPARTMENT METRICS

None

EXPENSE HISTORY

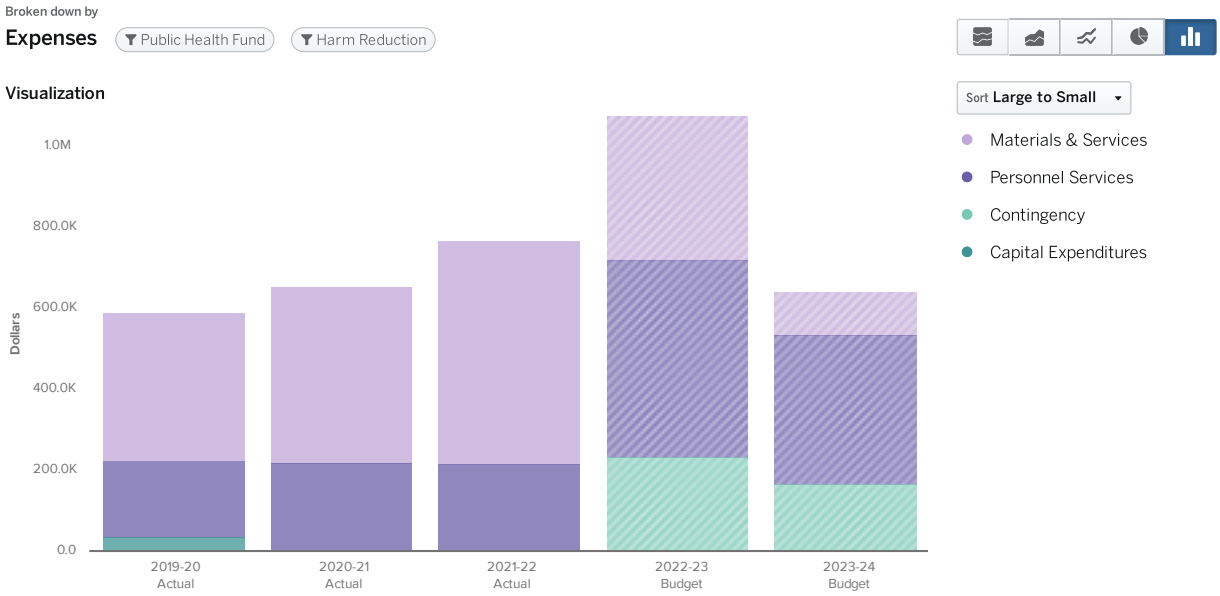

REVENUE HISTORY

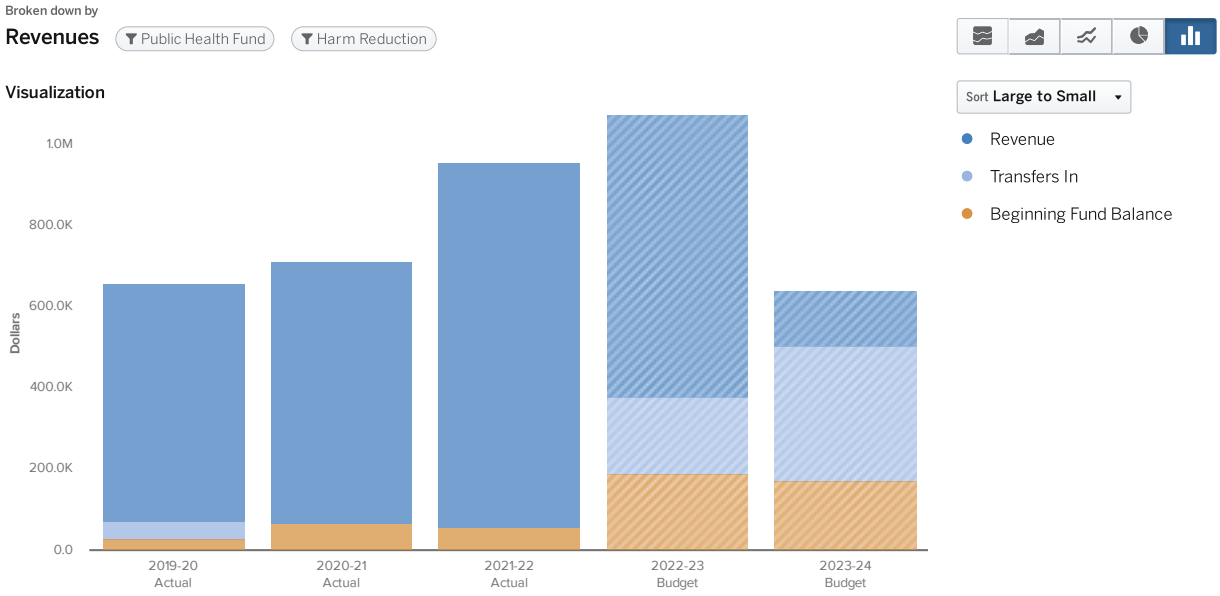

SIGNIFICANT CHANGES

- The funding stream for overdose prevention has historically been housed under Behavioral Health. With Funding from the Behavioral Health Resource Network, a full time Prevention Drug Overdose coordinator, Lincoln County HHS has determined that this position should transition to public health and work closely with our Harm Reduction program.

SUPPLEMENTAL INFORMATION

None

IMMUNIZATION ACTION PROGRAM

BUDGET ORG

Fund: 208 Public Health Fund
Dept: 457 Immunization Action Program
Category: Health & Human Services

KEY STAFF

Jayne Romero, Health and Human Services Director
Florence Pourtal, Public Health Director
Callie Lamendola-Gilliam, Communicable Diseases and Health Promotion Program Manager

OVERVIEW

Provide assistance in locating vaccine locations and to answering vaccine related inquiries.

MAJOR ACTIVITIES

- Provide COVID-19 and Influenza vaccines, with a focus on equitable distribution of resources and vaccines.

FUNDING SOURCES

- Oregon Health Authority
- Flu Shot Program
- Medicare
- Insurance / Private Pay
- General Fund Contribution

REVENUE & EXPENDITURE SUMMARY

Immunization Action Program Expenses & Revenues

	2019 - 20 Actual	2020 - 21 Actual	2021 - 22 Actual	2022 - 23 Budget	2023 - 24 Budget
Revenues					
Revenue					
Intergovernmental - Federal	$13,652	$36,246	$2,031,344	$13,550	$13,550
Charges For Services	$99,007	$69,538	$11,600	$55,500	$12,000
Intergovernmental - State	$57,876	$71,646	$17,315	$0	$0
Miscellaneous	$0	$0	$100	$0	$0
REVENUE TOTAL	**$170,535**	**$177,429**	**$2,060,359**	**$69,050**	**$25,550**
Beginning Fund Balance					
Beginning Balance	$87,145	$16,859	$0	$34,391	$78,018
BEGINNING FUND BALANCE TOTAL	**$87,145**	**$16,859**	**$0**	**$34,391**	**$78,018**
Transfers In					
Interfund Transfers In	$19,620	$0	$0	$0	$0
TRANSFERS IN TOTAL	**$19,620**	**$0**	**$0**	**$0**	**$0**
REVENUES TOTAL	**$277,300**	**$194,288**	**$2,060,359**	**$103,441**	**$103,568**
Expenses					
Personnel Services					
Represented	$64,605	$50,244	$383,154	$12,432	$8,812
Part Time	$5,000	$124,442	$56,686	$0	$0
Insurance	$13,530	$11,174	$100,304	$10,626	$6,221
Non-Represented	$46,295	$26,855	$36,644	$7,366	$0
Other Personnel Expenses	$10,713	$20,458	$50,339	$2,998	$875
Retirement	$12,501	$8,600	$46,949	$2,232	$969
Overtime	$383	$4,666	$2,797	$0	$0
Holiday & Special Rate Pay	$30	$0	$0	$0	$0
PERSONNEL SERVICES TOTAL	**$153,057**	**$246,440**	**$676,872**	**$35,654**	**$16,877**
Materials & Services					
Program Expenses	$34,998	$31,143	$69,485	$24,000	$16,600
Internal Service Charges	$27,209	$35,151	$43,991	$10,171	$3,223
Other Contract Services	$33,139	$26,703	$29,610	$19,800	$6,300
Office Expense	$8,860	$37,775	$40,584	$7,100	$6,900
Furniture & Equipment <$10K	$0	$6,647	$13,506	$0	$0
Training & Professional Development	$100	$3,443	$13,364	$700	$500
Travel	$2,735	$130	$371	$600	$0
IT Software & Equipment	$0	$0	$1,187	$0	$0
Client Services	$60	$120	$540	$0	$0
Rent & Facilities Expense	$0	$137	$313	$0	$0
MATERIALS & SERVICES TOTAL	**$107,101**	**$141,248**	**$212,950**	**$62,371**	**$33,523**
Contingency					
Contingency	$0	$0	$0	$6,767	$53,168
CONTINGENCY TOTAL	**$0**	**$0**	**$0**	**$6,767**	**$53,168**
Capital Expenditures					
Capital Expenditures	$0	$0	$42,770	$0	$0
CAPITAL EXPENDITURES TOTAL	**$0**	**$0**	**$42,770**	**$0**	**$0**
EXPENSES TOTAL	**$260,158**	**$387,688**	**$932,592**	**$104,792**	**$103,568**
REVENUES LESS EXPENSES	**$17,142**	**-$193,400**	**$1,127,767**	**-$1,351**	**$0**

RECENT ACCOMPLISHMENTS

- Partnered with local CBOs to ensure some of our most marginalized or vulnerable populations had access to COVID-19 and Influenza vaccines.

GOALS & OBJECTIVES

- Ensure community members know where and how to obtain necessary vaccines or other medical services.

DEPARTMENT METRICS

None

EXPENSE HISTORY

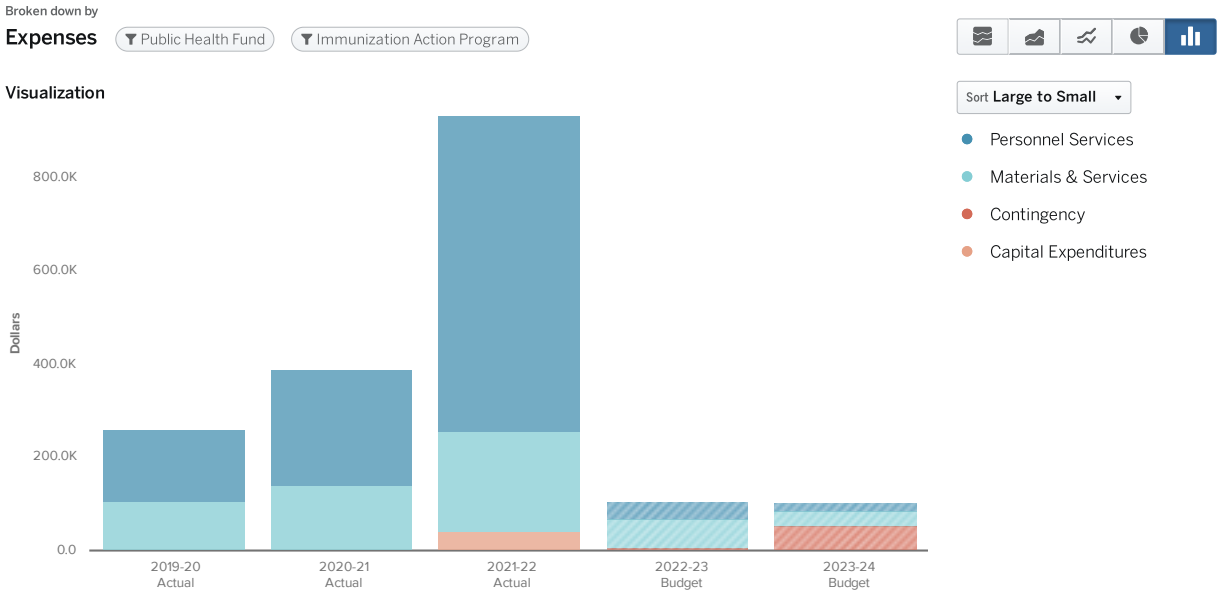

REVENUE HISTORY

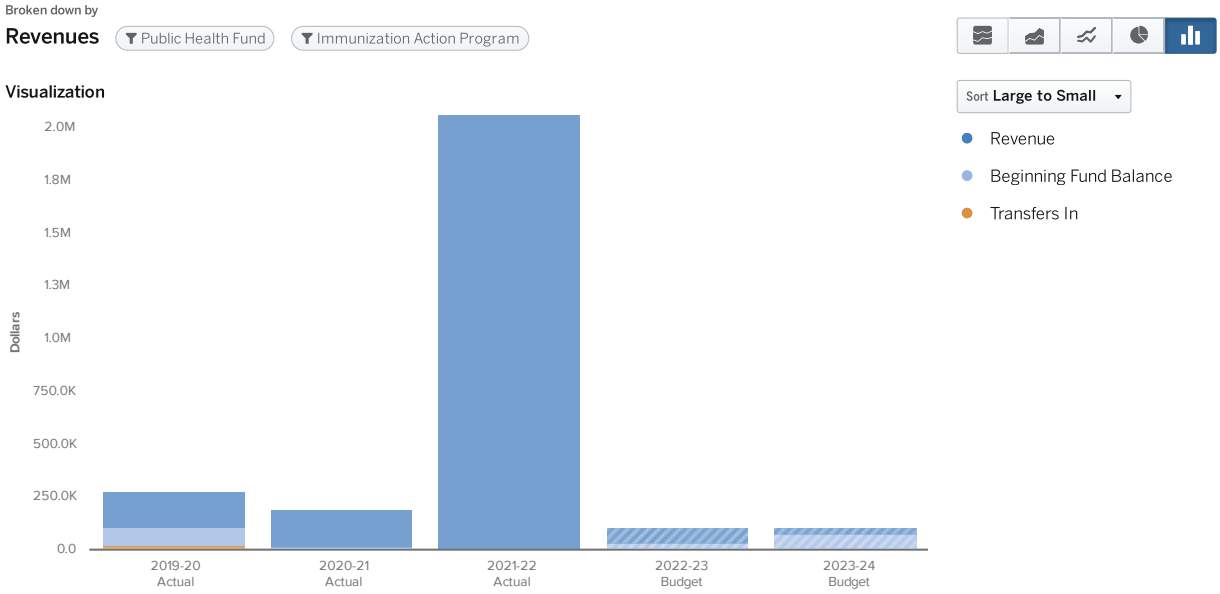

SIGNIFICANT CHANGES

- In March of 2022 our Public Health Nurse resigned. Since that time, we have not been able to offer vaccinations or other Clinic services at the Nye St. location.

SUPPLEMENTAL INFORMATION

None

SAFE DRINKING WATER

BUDGET ORG

Fund: 208 Public Health Fund
Dept: 490 Safe Drinking Water
Category: Health & Human Services

KEY STAFF

Jayne Romero, Health and Human Services Director
Florence Pourtal, Public Health Director
Kaline Chavarria, Environmental Health Program Manager

OVERVIEW

This program assists the Oregon Drinking Water Program with monitoring 47 small public water systems. Job duties include responding to water quality alerts and assist operators with next steps. OAR Chapter 333 Division 061 is reserved for regulations regarding public water systems and was last amended on January 1, 2022.

MAJOR ACTIVITIES

- Conducting 6-9 water surveys each year. A water survey is an inspection of the entire water system on site for compliance with the Oregon Drinking Water rules Chapter 333, Division 61. ORS 448.131 authorizes Drinking Water Services (DWS) to adopt administrative rules to ensure safe drinking water.

FUNDING SOURCES

- Oregon Health Authority

REVENUE & EXPENDITURE SUMMARY

Safe Drinking Water Expenses & Revenuew

	2019 - 20 Actual	2020 - 21 Actual	2021 - 22 Actual	2022 - 23 Budget	2023 - 24 Budget
Revenues	$27,454	$38,548	$27,770	$31,782	$35,726
Expenses					
Personnel Services					
Represented	$8,884	$9,302	$13,598	$15,233	$15,659
Insurance	$4,019	$4,239	$5,505	$7,674	$10,201
Non-Represented	$4,892	$3,838	$3,889	$8,223	$8,450
Retirement	$1,556	$1,476	$1,960	$2,634	$2,706
Other Personnel Expenses	$1,263	$1,307	$1,800	$2,788	$2,607
Overtime	$125	$97	$4	$0	$0
PERSONNEL SERVICES TOTAL	**$20,740**	**$20,259**	**$26,755**	**$36,552**	**$39,623**
Materials & Services					
Internal Service Charges	$2,293	$3,134	$3,119	$4,749	$4,068
Other Contract Services	$7,132	$0	$0	$0	$0
Office Expense	$134	$50	$29	$100	$100
Travel	$48	$0	$0	$0	$250
Client Services	$0	$24	$0	$0	$0
MATERIALS & SERVICES TOTAL	**$9,607**	**$3,208**	**$3,148**	**$4,849**	**$4,418**
EXPENSES TOTAL	**$30,347**	**$23,467**	**$29,903**	**$41,401**	**$44,041**
REVENUES LESS EXPENSES	**-$2,893**	**$15,081**	**-$2,134**	**-$9,619**	**-$8,315**

RECENT ACCOMPLISHMENTS

- In 2022 completed 6 water survey's and conducted 22 water quality alert responses.

GOALS & OBJECTIVES

- Conduct 7 water surveys in 2023 as assigned and respond to all water quality alerts within a timely manner.

DEPARTMENT METRICS

- At current time there are four members of the Environmental Health team: 1 Administrative Assistant, 2 REHS/REHST inspectors and 1 Enviornmental Health Manager.
- Department carries out the activities at county level of ORS Ch. 448

EXPENSE HISTORY

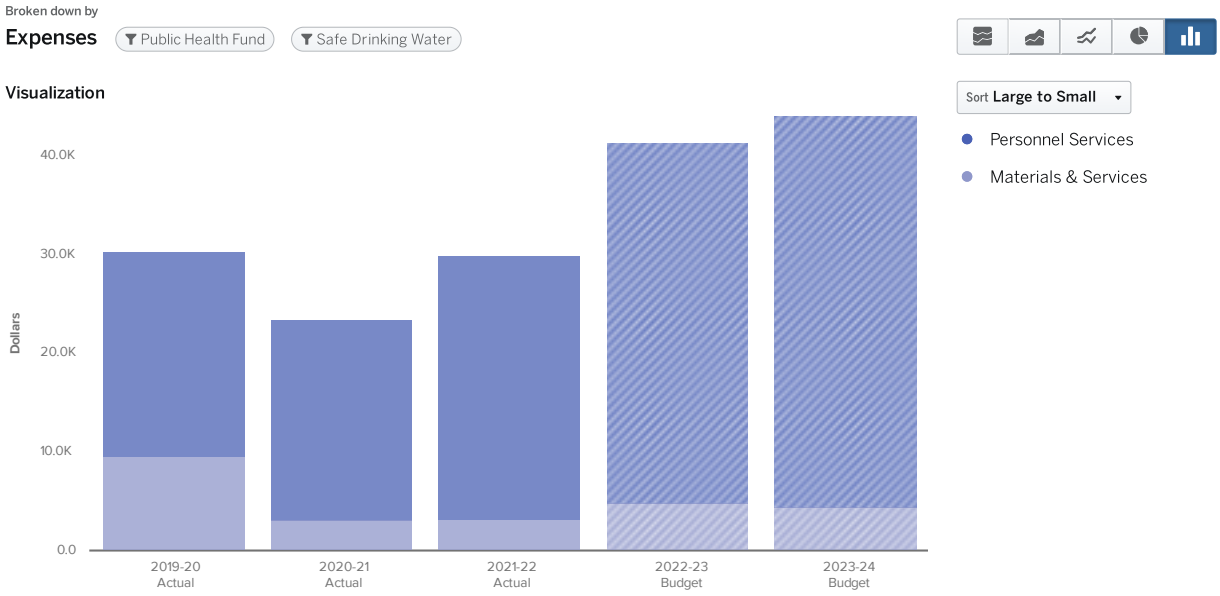

REVENUE HISTORY

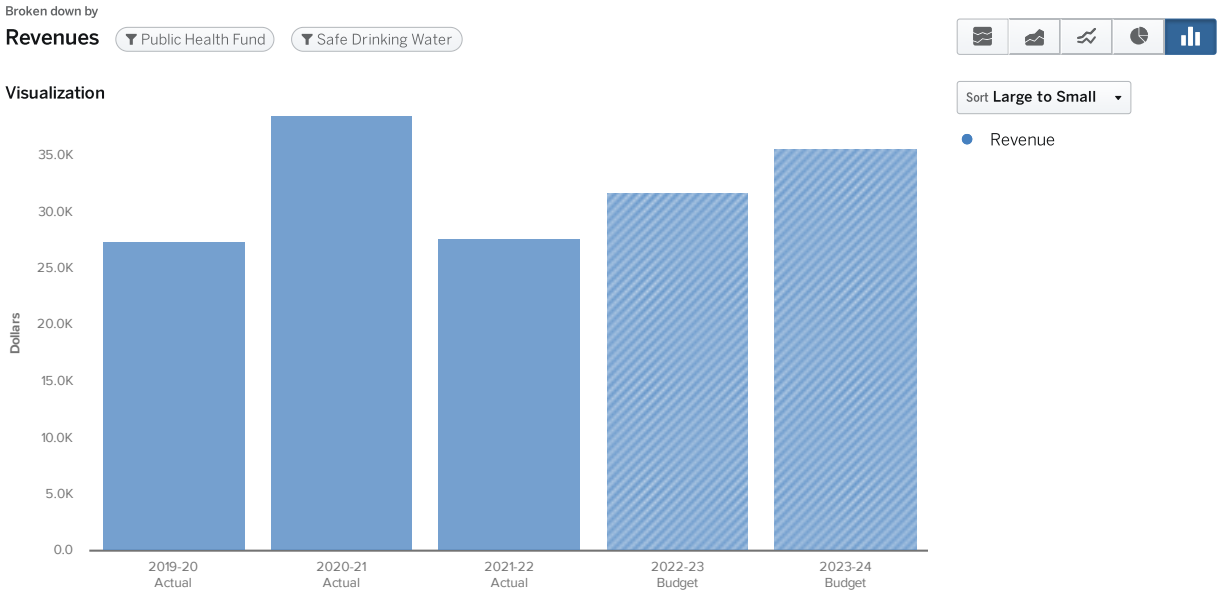

SIGNIFICANT CHANGES

None

SUPPLEMENTAL INFORMATION

None

BEHAVIORAL HEALTH - SUMMARY

BUDGET ORG

Fund: 209 Behavioral Health Fund
Dept: Various
Category: Health & Human Services

KEY STAFF

Jayne Romero, Health and Human Services Director
Marie Laper, Deputy Director Behavioral Health

OVERVIEW

Behavioral Health services are available to Lincoln County residents struggling with mental health symptoms. We serve adults, children, and families. It is our goal to assist our clients in long term recovery and to help them maintain their independence within the community. Services are offered at clinics located in Newport, Waldport, and Lincoln City, and at School-Based Health Centers located in Taft, Newport, Waldport, and Toldeo Schools.

Behavioral Health includes the following departments:
420-Child, Adolescent, and Family Services
421-CHOICE Model/ACT Services
423-Adult Behavioral Health Services
424-Crisis Services
427-Co-Occurring Disorders/Dual Diagnosis Services
429-Housing Investment

MAJOR ACTIVITIES

Services provided:
Screening and Assessment
Individual Counseling
Family Counseling
Group Counseling
Psychiatric Services
Case Management
Wraparound Services
Early Intervention
Parent-Child Interaction Therapy
EASA - Early Assessment and Support Alliance
Problem gambling treatment
Dual diagnosis treatment
Crisis and commitment services

FUNDING SOURCES

- Medicaid / IHN
- Medicare
- Insurance / Private Pay
- Oregon Health Authority
- Various Grants

REVENUE & EXPENDITURE SUMMARY

Behavioral Health Summary

	2019 - 20 Actual	2020 - 21 Actual	2021 - 22 Actual	2022 - 23 Budget	2023 - 24 Budget
Revenues					
Revenue					
Charges For Services	$3,609,346	$3,946,716	$4,479,099	$4,149,500	$6,831,532
Intergovernmental - State	$1,660,512	$1,987,551	$3,192,046	$6,719,811	$6,070,310
Intergovernmental - Federal	$492,619	$633,828	$841,952	$444,005	$439,557
Intergovernmental - Local	$501,790	$335,112	$423,403	$397,700	$40,000
Miscellaneous	$78,711	$46,224	$106,433	$49,050	$91,000
Intergovernmental - Other	$78,424	$53,934	$68,012	$98,992	$61,500
REVENUE TOTAL	**$6,421,402**	**$7,003,364**	**$9,110,943**	**$11,859,058**	**$13,533,899**
Beginning Fund Balance	$2,618,854	$2,795,031	$3,343,941	$6,165,874	$8,571,695
Transfers In	$118,557	$0	$0	$0	$0
REVENUES TOTAL	**$9,158,813**	**$9,798,395**	**$12,454,884**	**$18,024,932**	**$22,105,594**
Expenses					
Personnel Services	$4,944,513	$4,733,070	$4,326,396	$8,330,658	$7,315,859
Materials & Services	$1,726,257	$1,836,368	$1,962,616	$2,603,929	$6,738,158
Contingency	$0	$0	$0	$4,140,851	$7,019,698
Transfers Out	$477,572	$0	$0	$2,949,494	$891,372
Capital Expenditures	$0	$0	$0	$0	$140,508
EXPENSES TOTAL	**$7,148,342**	**$6,569,438**	**$6,289,012**	**$18,024,932**	**$22,105,594**
REVENUES LESS EXPENSES	**$2,010,472**	**$3,228,958**	**$6,165,872**	**$0**	**$0**

RECENT ACCOMPLISHMENTS

- See specific department for more information.

GOALS & OBJECTIVES

- See specific department for more information.

DEPARTMENT METRICS

See individual departments.

REVENUE & EXPENSE HISTORY

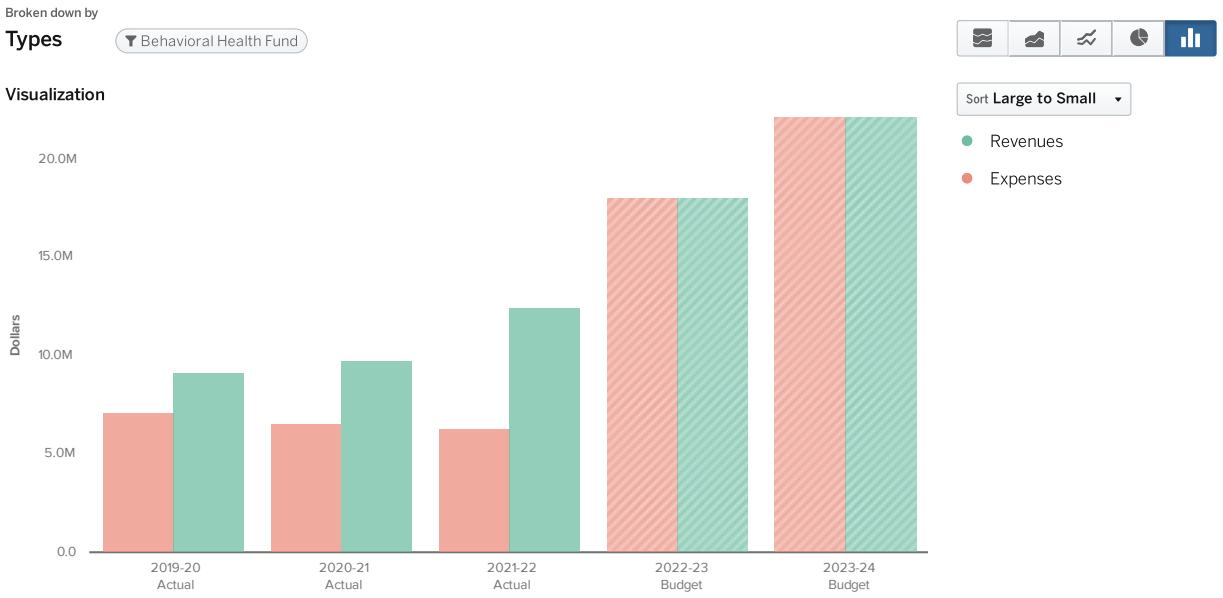

CHILD, ADOLESCENT, & FAMILY SERVICES

BUDGET ORG

Fund: 209 Behavioral Health Fund
Dept: 420 Child, Adolescent, & Family Services
Category: Health & Human Services

KEY STAFF

Jayne Romero, Health and Human Services Director
Marie Laper, Deputy Director
Linda Gray, Behavioral Health Program Manager - Child & Family Services

OVERVIEW

The goal of the Child, Adolescent and Family Services Program is to build resiliency in youth. We accomplish that by providing quality, evidence-based behavioral services to children and their families, through collaboration with community partners and in our advocacy and advisory work. In general, we work with children identified as demonstrating, or being at high risk for, significant behavioral health issues.

MAJOR ACTIVITIES

- The Child and Family Services team screens, assesses, and provides treatment recommendations for youth identified as "high risk" in our community.
- Receive referrals from schools, pediatricians, Department of Human Services/Child Welfare; Probation, Head Start, other social service agencies, and direct from care givers of youth.
- Our specially trained staff facilitates Wraparound meetings with Youth and Families who are involved with two or more agencies in developing one coordinated care plan to address positive and strength-based goals.
- Strive to reduce barriers to behavioral health services and thus staff four School Based Health Centers located in our County.
- We have staff trained in several Evidence Based Specialty Services. We advocate for children and youth behavioral health needs by staffing several community, regional, and State advisory committees.

FUNDING SOURCES

- Oregon Health Authority
- Medicaid / IHN
- Samaritan Health Incentive Payments
- Medicare payments
- Insurance / Private Pay

REVENUE & EXPENDITURE SUMMARY

Child, Adolescent, & Family Services Expenses & Revenues

	2019 - 20 Actual	2020 - 21 Actual	2021 - 22 Actual	2022 - 23 Budget	2023 - 24 Budget
Revenues					
Revenue					
Charges For Services	$1,108,047	$1,255,387	$1,644,693	$1,173,000	$2,012,201
Intergovernmental - State	$199,026	$177,727	$164,147	$257,541	$248,886
Intergovernmental - Local	$163,637	$100,660	$75,348	$150,000	$0
Miscellaneous	$45	$0	$0	$50	$1,000
REVENUE TOTAL	**$1,470,755**	**$1,533,774**	**$1,884,187**	**$1,580,591**	**$2,262,087**
Beginning Fund Balance					
Beginning Balance	$710,056	$222,837	$0	$855,633	$1,021,231
BEGINNING FUND BALANCE TOTAL	**$710,056**	**$222,837**	**$0**	**$855,633**	**$1,021,231**
REVENUES TOTAL	**$2,180,811**	**$1,756,611**	**$1,884,187**	**$2,436,224**	**$3,283,318**
Expenses					
Personnel Services					
Represented	$781,411	$847,471	$742,795	$853,204	$1,020,335
Insurance	$257,028	$270,208	$245,630	$315,214	$470,994
Non-Represented	$246,667	$252,750	$220,448	$255,141	$249,853
Retirement	$114,858	$123,048	$108,117	$121,966	$141,071
Other Personnel Expenses	$94,610	$109,735	$98,698	$179,486	$126,430
Part Time	$20,842	$15,363	$32,905	$72,568	$74,513
Holiday & Special Rate Pay	$210	$210	$221	$0	$0
Overtime	$0	$0	$379	$0	$0
PS Budget Adjustments	$0	$0	$0	$0	-$232,600
PERSONNEL SERVICES TOTAL	**$1,515,625**	**$1,618,785**	**$1,449,192**	**$1,797,579**	**$1,850,596**
Materials & Services					
Internal Service Charges	$226,879	$275,424	$306,055	$285,683	$403,790
Other Contract Services	$113,568	$113,833	$118,517	$120,000	$221,000
Office Expense	$49,164	$55,937	$50,157	$57,500	$51,500
Client Services	$1,912	$867	$1,691	$76,800	$76,500
Rent & Facilities Expense	$16,055	$15,600	$15,766	$15,600	$18,000
Furniture & Equipment <$10K	$15,879	$6,660	$6,980	$12,000	$10,000
Training & Professional Development	$7,004	$5,898	$7,057	$8,000	$9,700
Travel	$10,639	$0	$2,009	$14,500	$6,000
Program Expenses	$1,249	$1,645	$6,267	$1,450	$17,250
MATERIALS & SERVICES TOTAL	**$442,349**	**$475,864**	**$514,498**	**$591,533**	**$813,740**
Contingency					
Contingency	$0	$0	$0	$118,045	$618,982
CONTINGENCY TOTAL	**$0**	**$0**	**$0**	**$118,045**	**$618,982**
EXPENSES TOTAL	**$1,957,975**	**$2,094,649**	**$1,963,690**	**$2,507,157**	**$3,283,318**
REVENUES LESS EXPENSES	**$222,837**	**-$338,039**	**-$79,503**	**-$70,933**	**$0**

RECENT ACCOMPLISHMENTS

- For the 2022 school year, we have been able to dedicate consistent and more staff hours to the Waldport School Based Health Center, which is one of our higher need schools.
- Organized and implemented skill-based groups to all School Based Health Centers, providing services to youth during a staffing crisis. These groups will now be expanded to all School Based Health Centers and two middle schools.
- Collaborating with school personnel, we developed a protocol for Suicide Intervention, referrals to crisis services, and for crisis follow up for youth who present as high risk due to suicidal ideation or behaviors.

GOALS & OBJECTIVES

- For the coming year, we will develop summer activities, and groups to help youth who have been in treatment to sustain gains made during the school year, as well as to make these groups available to others who are seeking positive and strength-based activities.
- We have been successful with our Youth Peer and Family Peer this past year and hope to increase the capacity of these two services.
- We will strive to increase our presence in the community by offering more prevention, public health education and outreach activities.

DEPARTMENT METRICS

- In 2022, the Child and Family team served 726 individuals and provided 3907 number of visits/services, 144 of those were crisis related. For 2023, we will, along with the Adult Program, be focused on a number of metrics related to utilization of staff time (productivity), tracking access data (screenings and assessments), as well as gathering client/family satisfaction on an informal basis. It is important that we be able to convey to our stakeholders how we are serving the community.

EXPENSE HISTORY

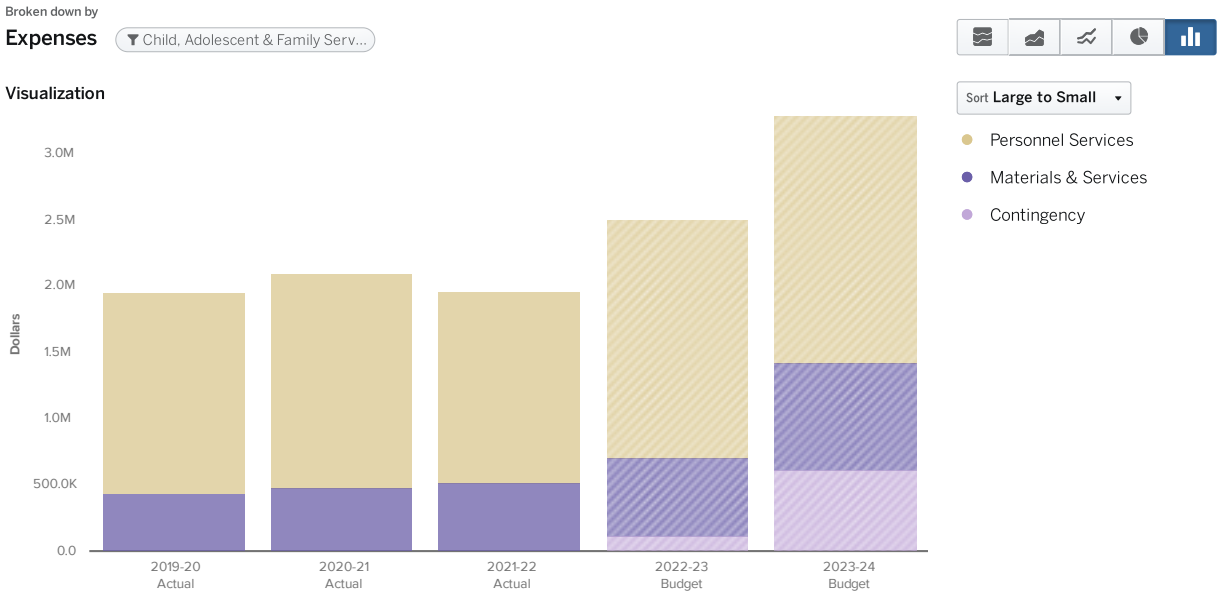

REVENUE HISTORY

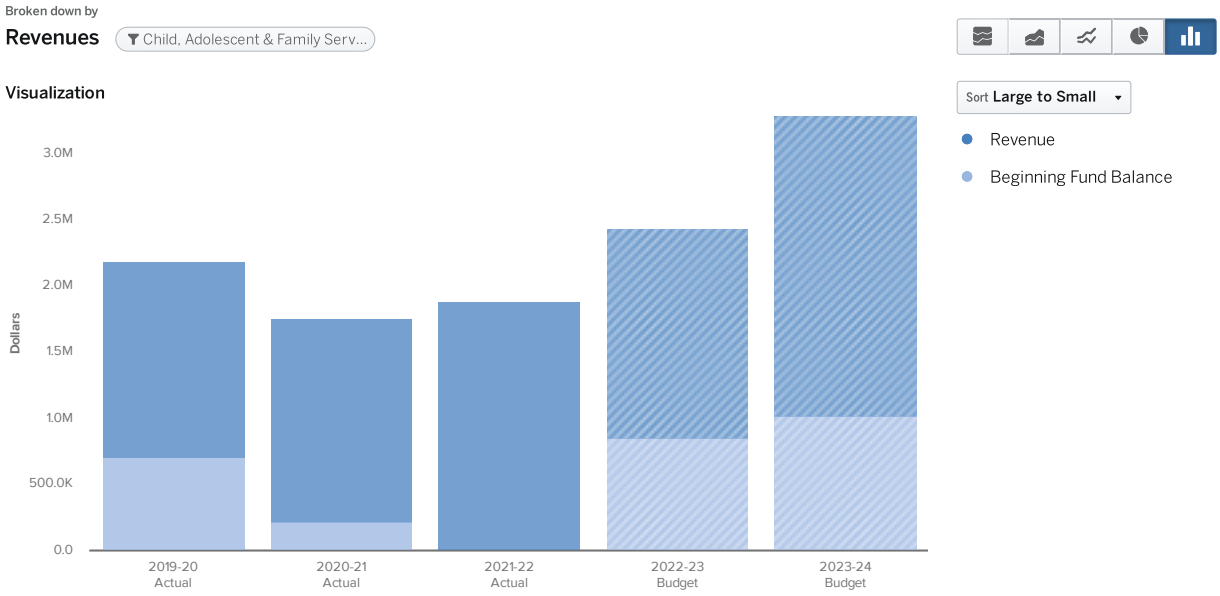

SIGNIFICANT CHANGES

- Stabilizing our workforce has been a focus for 2022. We have a good complement of Clinical Counselor and Case Manager positions. We will look at ways to expand our peer delivered services, either through contract or by new hires.

SUPPLEMENTAL INFORMATION

None

CHOICE MODEL/ACT SERVICES

BUDGET ORG

Fund: 209 Behavioral Health Fund
Dept: 421 Choice Model/ACT Services
Category: Health & Human Services

KEY STAFF

Jayne Romero, Health and Human Services Director
Marie Laper, Deputy Director Behavioral Health

OVERVIEW

This program supports Individuals with a Serious and Persistent Mental Illness who have functional impairments, and who need intensive support (case management, counseling, the payee program we offer). We have been very successful in providing treatment services to this population, and helping to provide services in the community, resulting in few State Hospital Admissions, and local acute in-patient admissions of individuals served by this model. CHOICE funding helps those individuals who are at risk for State Hospitalization due to their symptoms as well as the result of barriers to appropriate services in the community. We support individuals returning to the community from an admission to Oregon State Hospital. Funds in this department are used to reduce barriers to a successful transition back to the community and may include expenditures such as short-term emergency housing and food; reinstatement of State issued identification cards, clothing, and emergency medications.

MAJOR ACTIVITIES

- Provision of services and supports to those individuals who meet criteria for this funding.

FUNDING SOURCES

- CHOICE Model Grant
- ACT Grant
- Oregon Health Authority
- Medicaid / IHN
- Samaritan Health Incentive Payments

REVENUE & EXPENDITURE SUMMARY

Choice Model/Act Services Expenses & Revenues

	2019 - 20 Actual	2020 - 21 Actual	2021 - 22 Actual	2022 - 23 Budget	2023 - 24 Budget
Revenues					
Revenue					
Intergovernmental - State	$439,274	$474,185	$219,864	$469,913	$194,572
Charges For Services	$0	$0	$276,109	$291,000	$309,677
Intergovernmental - Local	$51,600	$44,923	$56,511	$45,000	$0
Intergovernmental - Federal	$38,767	$1,344	$0	$0	$0
REVENUE TOTAL	**$529,640**	**$520,451**	**$552,484**	**$805,913**	**$504,249**
Beginning Fund Balance					
Beginning Balance	$0	$0	$0	$95,338	$117,080
BEGINNING FUND BALANCE TOTAL	**$0**	**$0**	**$0**	**$95,338**	**$117,080**
REVENUES TOTAL	**$529,640**	**$520,451**	**$552,484**	**$901,251**	**$621,329**
Expenses					
Personnel Services					
Represented	$192,984	$213,300	$242,519	$277,310	$204,016
Insurance	$104,736	$106,559	$98,592	$137,349	$109,940
Non-Represented	$128,833	$137,661	$93,177	$97,295	$40,412
Retirement	$36,284	$39,601	$37,820	$35,828	$27,487
Other Personnel Expenses	$29,401	$34,838	$33,781	$51,147	$24,710
Holiday & Special Rate Pay	$210	$210	$81	$0	$4,224
PERSONNEL SERVICES TOTAL	**$492,448**	**$532,168**	**$505,970**	**$598,929**	**$410,788**
Materials & Services					
Internal Service Charges	$102,608	$118,426	$128,352	$87,654	$77,973
Other Contract Services	$9,823	$14,986	$8,984	$10,000	$91,000
Office Expense	$15,849	$15,149	$9,511	$17,250	$11,350
Client Services	$13,828	$1,203	$2,930	$22,000	$200
Training & Professional Development	$1,746	$2,250	$1,631	$2,300	$2,800
Furniture & Equipment <$10K	$0	$1,346	$0	$5,000	$2,500
Travel	$38	$0	$0	$1,000	$500
Program Expenses	$25	$311	$0	$100	$100
Rent & Facilities Expense	$455	$0	$0	$0	$0
MATERIALS & SERVICES TOTAL	**$144,372**	**$153,672**	**$151,408**	**$145,304**	**$186,423**
Contingency					
Contingency	$0	$0	$0	$2,342	$24,117
CONTINGENCY TOTAL	**$0**	**$0**	**$0**	**$2,342**	**$24,117**
EXPENSES TOTAL	**$636,820**	**$685,840**	**$657,378**	**$746,575**	**$621,329**
REVENUES LESS EXPENSES	**-$107,180**	**-$165,390**	**-$104,894**	**$154,676**	**$0**

RECENT ACCOMPLISHMENTS

- We are able to easily and readily serve individuals with significant mental illness symptoms, to reduce risk of more intensive (costly) services.

GOALS & OBJECTIVES

- Goals for the coming year are to continue to serve this population by providing comprehensive recovery and rehabilitation services to the highest risk clients, in order to continue to have no admissions to the State hospital due to severe and persistent mental health symptoms (and no legal issues, such as those adjudicated as a result of Aid and Assist or clients under the jurisdiction of the Psychiatric Security Review Board).

DEPARTMENT METRICS

- There are no real metrics to track with this funding. The goal is to meet the needs within the funding limitations.

EXPENSE HISTORY

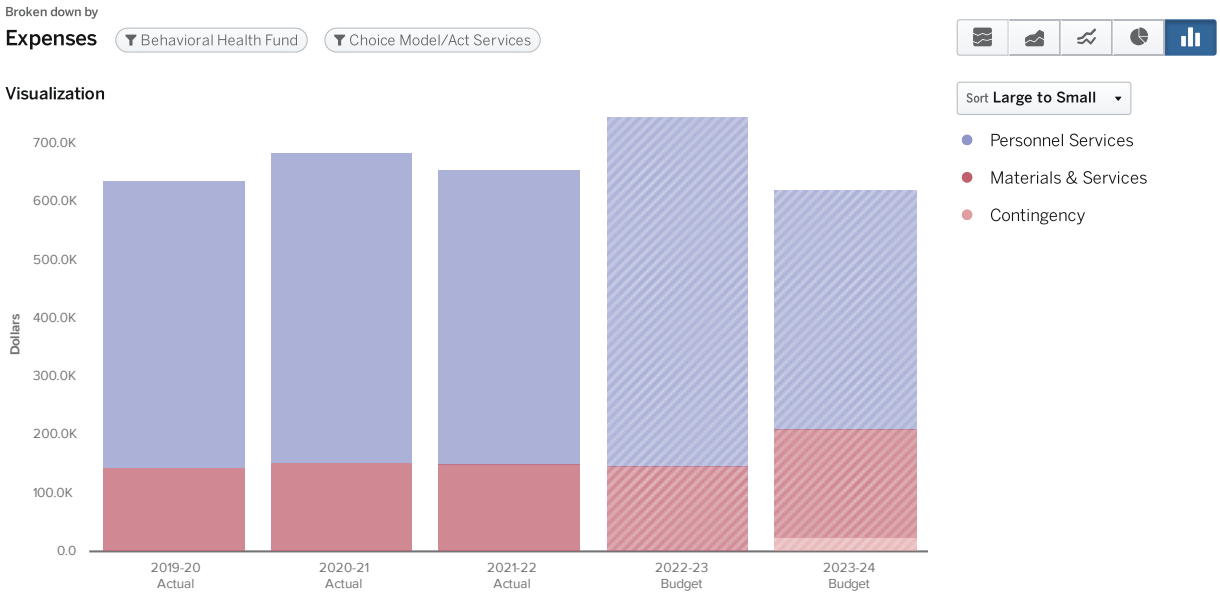

REVENUE HISTORY

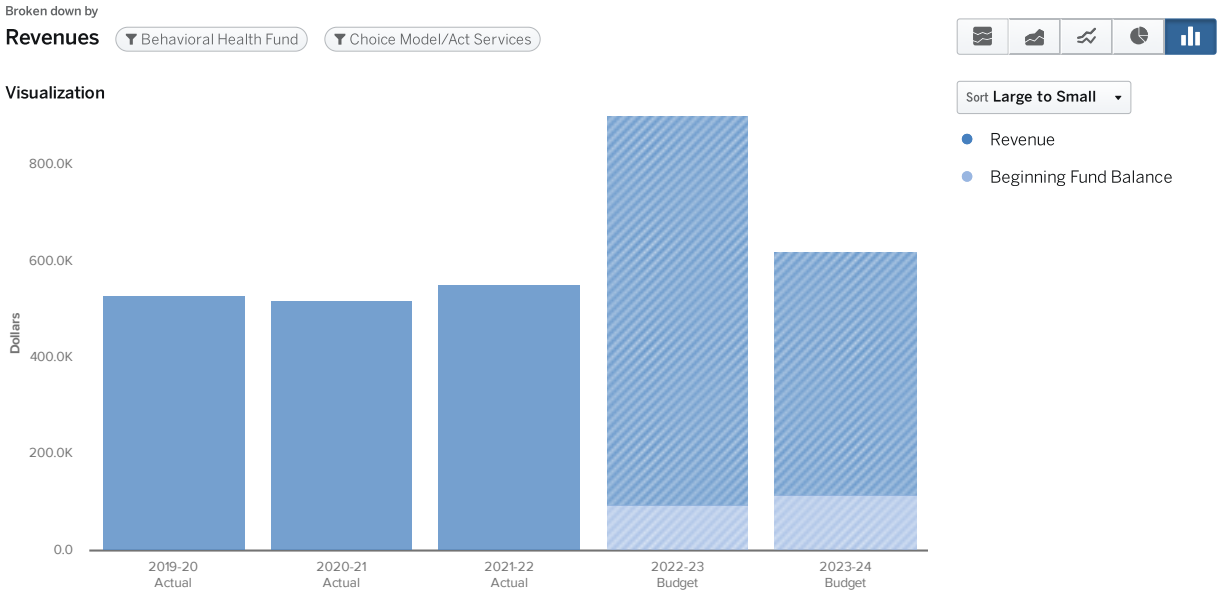

SIGNIFICANT CHANGES

None

SUPPLEMENTAL INFORMATION

None

ADULT BEHAVIORAL HEALTH SERVICES

BUDGET ORG

Fund: 209 Behavioral Health Fund
Dept: 423 Adult Behavioral Health Services
Category: Health & Human Services

KEY STAFF

Jayne Romero, Health and Human Services Director
Marie Laper, Deputy Director Behavioral Health
Shandi Hoey, Behavioral Health Program Manager - Adult Services

OVERVIEW

Adult Mental Health services provide a wide range of services to adults in need of behavioral health services. We strive to provide recovery-cased clinical services to adults (age 18 and up) who have been diagnosed with a major mental illness in order to increase quality of life and reduce mental health crises (risk of harm to self/others). Our priority populations are individuals with a serious and persistent mental illness, whose symptoms impact functioning in more than 2 areas, who live in Lincoln County and who are on the Oregon Health Plan. In addition, due to funding priorities from the Oregon Health Authority, the other priority population served are the "mandated" clients; those who we are required to serve who are connected with the judicial system (Aid and Assist population, those who have been referred to the Courts as an "Alleged Mentally Ill Person"), and those under the jurisdiction of the Psychiatric Security Review Board (who have pleaded "guilty, except for insanity" to a major crime, and who serve their time under the supervision of the Oregon Health Authority, versus the Judicial System).

MAJOR ACTIVITIES

- We provide the full range of services from screenings, assessments, treatment and referrals.
- We provide individual and group services with the goal of recovery and rehabilitation.
- We staff the Court's Mental Health Docket.
- Our case managers, without whom we could not be as responsive as we are to the service needs of our clients, work with individuals in the community providing skills building and resource navigation services.
- Our medical team meets the psychopharmacology needs of our clients.

FUNDING SOURCES

- Oregon Health Authority
- Medicaid / IHN
- Samaritan Health Incentive Payments
- Medicare payments
- Insurance / Private Pay
- Other smaller miscellaneous revenues

REVENUE & EXPENDITURE SUMMARY

Adult Mental Health Services Expenses & Revenues

	2019 - 20 Actual	2020 - 21 Actual	2021 - 22 Actual	2022 - 23 Budget	2023 - 24 Budget
Revenues					
Revenue					
Charges For Services	$2,194,835	$2,424,460	$2,271,768	$2,412,000	$3,320,494
Intergovernmental - State	$331,591	$654,151	$2,063,819	$973,177	$1,024,301
Intergovernmental - Federal	$298,716	$295,618	$364,613	$76,318	$0
Intergovernmental - Local	$163,637	$101,815	$75,348	$100,000	$0
Intergovernmental - Other	$76,363	$42,655	$66,631	$97,992	$60,000
Miscellaneous	$78,666	$46,224	$50,426	$48,000	$78,000
REVENUE TOTAL	**$3,143,809**	**$3,564,923**	**$4,892,604**	**$3,707,487**	**$4,482,795**
Beginning Fund Balance					
Beginning Balance	$1,609,747	$2,094,507	$2,822,687	$4,376,898	$5,563,050
BEGINNING FUND BALANCE TOTAL	**$1,609,747**	**$2,094,507**	**$2,822,687**	**$4,376,898**	**$5,563,050**
REVENUES TOTAL	**$4,753,556**	**$5,659,430**	**$7,715,291**	**$8,084,385**	**$10,045,845**
Expenses	$2,940,982	$2,431,088	$2,203,026	$8,028,199	$10,045,846
REVENUES LESS EXPENSES	**$1,812,574**	**$3,228,342**	**$5,512,265**	**$56,186**	**-$1**

RECENT ACCOMPLISHMENTS

- Continuing to provide quality services to adults despite significant workforce challenges.
- Stabilizing the workforce by establishing and communicating clear productivity and program standards, using State funds (HB 4004) to provide all staff a retention bonus, and engaging staff in program planning activities.
- Helping to fund, and then staffing, the new Waldport Clinic, in order to better serve the communities of south county.

GOALS & OBJECTIVES

- 2022 has been a challenging year for workforce retention and hiring staff to meet the deliverables associated with our funding sources. For 2023-24, we will be creative both in program design and staffing to meet these needs. We are working with 3 staffing agencies to hire licensed staff who can provide the screening, assessment, and short-term counseling needs for clients willing and able to receive these services using telehealth technology.
- We will be focusing on a model of rehabilitation and recovery that relies on group intervention that effectively and efficiently meet the needs of clients, and which can be delivered by non-licensed, trained staff. (See the Adult Program revised Organizational Chart).
- We will refine and use metrics to inform our service delivery, site utilization, and productivity (see attached dashboard).
- We will join the rest of Health and Human Services to assure that we are addressing health equity, diversion, and inclusion issues in order to best meet the needs of our community.

DEPARTMENT METRICS

- In 2022, our Adult Team served 1,351 individuals and provided 12,061 visits/services; 803 of these were crisis related. We will be enhancing the use of data for our clinical/program metrics.

EXPENSE HISTORY

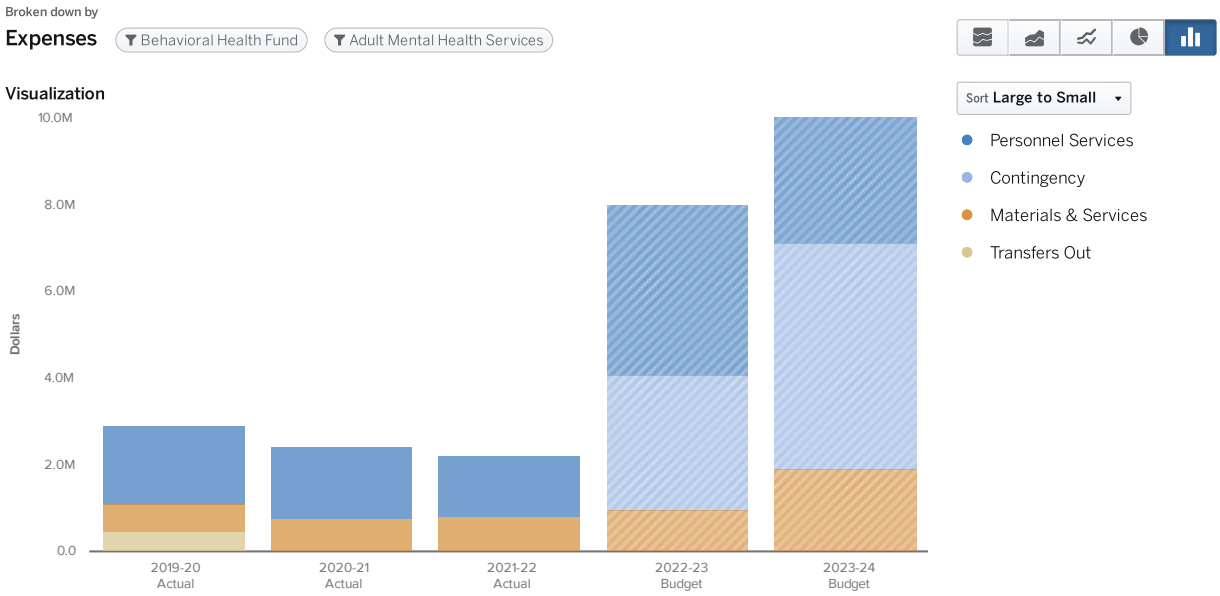

REVENUE HISTORY

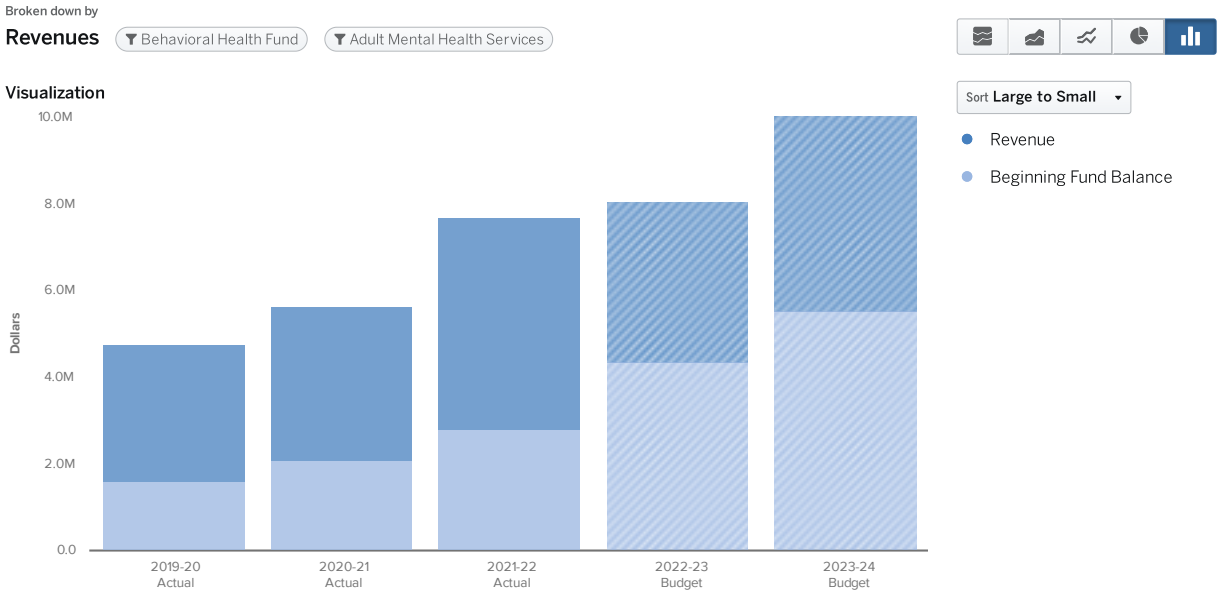

SIGNIFICANT CHANGES

- For the coming budget year, we will be contracting with a psychiatrist trained to serve all ages, from birth to death, who is also Spanish speaking, is experienced in community mental health, and who will be available to provide psychiatric assessments and interventions to medically complex, high-risk individuals, including those with co-occurring disorders, and who are challenging from a legal perspective. In addition, we will be working with staffing agencies to fill 2-4 of our opened licensed positions. We will hire locally for our case management positions. We hope to add 1-2 Peer Specialist staff to our program staff.

SUPPLEMENTAL INFORMATION

Special recognition from a client:
"I have been a mental health patient in Lincoln County since 2007. I cannot express in words the support, strength and stability I have learned to trust from my team over time. I have discovered to create my own safety within myself, and the courage to venture out into nature and create peace within myself. I am forever grateful for the skills i have acquired to live with mental illness over the years, I look forward to many more years of serenity within myself. Thank you to all "

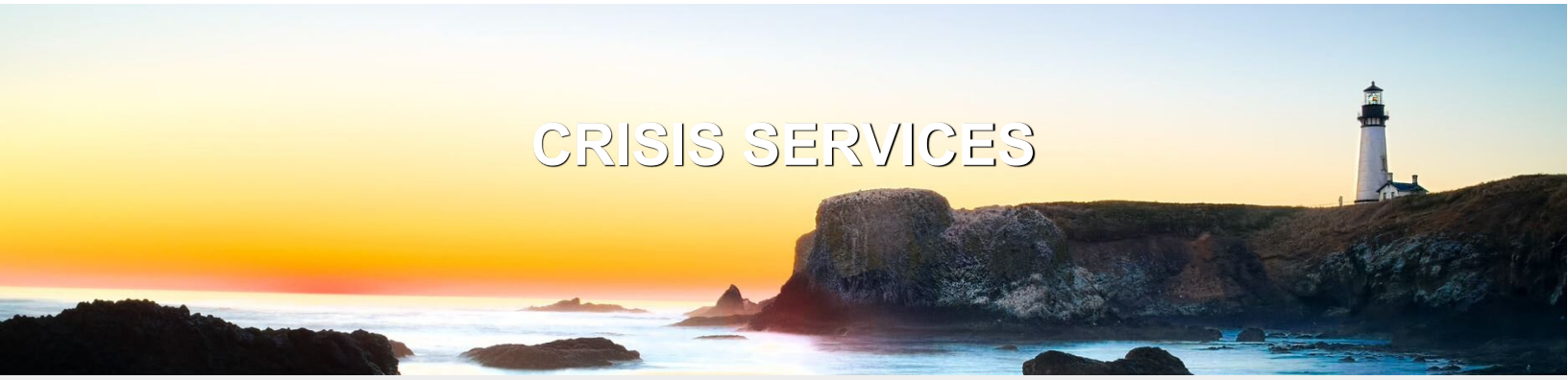

CRISIS SERVICES

BUDGET ORG

Fund: 209 Behavioral Health Fund
Dept: 424 Crisis Services
Category: Health & Human Services

KEY STAFF

Jayne Romero, Health and Human Services Director
Marie Laper, Deputy Director Behavioral Health
Shandi Hoey, Behavioral Health Program Manager - Adult Services

OVERVIEW

Our crisis program provides effective coverage and supporting services to individuals (children/adolescents and adults) presenting with a mental health crisis within Lincoln County. Our crisis team (currently staffed by 4 qualified mental health professionals) assess individuals who are identified as being in acute mental distress, and who may be dangerous to themselves or others as a result of a mental disorder. This team serves people who present to the local hospital emergency rooms, who are referred to us by law enforcement (we often provide interventions alongside/ in tandem with local law enforcement personnel, including those at the county jail); when it is determined safe to do so, these crisis assessments occur in the community. When indicated, the crisis team member refers, arranges for, and assures coordination for a higher level of care (such as in-patient care). Current availability for these services is from 7am to midnight. When capacity allows, the crisis team provides the court mandated assessments and completes comprehensive reports that are submitted to the courts. Crisis services includes follow up contacts within 24 hours of the initial event, and as often as needed to assure stabilizations of acute symptoms.

MAJOR ACTIVITIES

- Provide 24/7 crisis response and counseling to individuals presenting with a mental health crisis in local hospital emergency rooms in the community, the Jail and Juvenile Detention.
- Provide onsite crisis response working with Law Enforcement.
- Provide crisis assessment, safety planning, and follow-up outpatient scheduling.
- Gather information from family, friends and other resources for ongoing support.
- Provide information on local resources and referrals; Interact effectively with community partners to coordinate crisis response.

FUNDING SOURCES

- Medicaid / IHN
- Oregon Health Authority
- Samaritan Health Incentive Payments

REVENUE & EXPENDITURE SUMMARY

Crisis Services Expenses & Revenues

	2019 - 20 Actual	2020 - 21 Actual	2021 - 22 Actual	2022 - 23 Budget	2023 - 24 Budget
Revenues					
Revenue					
Intergovernmental - State	$603,613	$603,613	$603,613	$758,181	$631,448
Charges For Services	$0	$0	$0	$0	$1,184,460
Intergovernmental - Local	$81,819	$44,923	$169,532	$45,000	$0
Miscellaneous	$0	$0	$56,006	$1,000	$12,000
Intergovernmental - Other	$0	$10,000	$0	$0	$0
REVENUE TOTAL	**$685,432**	**$658,535**	**$829,151**	**$804,181**	**$1,827,908**
Beginning Fund Balance					
Beginning Balance	$27,005	$39,204	$65,023	$207,883	$818,393
BEGINNING FUND BALANCE TOTAL	**$27,005**	**$39,204**	**$65,023**	**$207,883**	**$818,393**
REVENUES TOTAL	**$712,437**	**$697,739**	**$894,175**	**$1,012,064**	**$2,646,301**
Expenses					
Personnel Services					
Represented	$240,053	$210,896	$246,927	$379,085	$1,147,126
Insurance	$91,086	$82,994	$91,326	$223,305	$632,489
Non-Represented	$104,803	$83,955	$93,796	$162,951	$161,033
Retirement	$41,416	$36,266	$42,542	$65,191	$144,978
Other Personnel Expenses	$34,159	$32,548	$38,725	$92,519	$130,228
Overtime	$29,350	$37,550	$41,404	$42,750	$50,000
PS Budget Adjustments	$0	$0	$0	$0	-$409,725
PERSONNEL SERVICES TOTAL	**$540,866**	**$484,209**	**$554,721**	**$965,801**	**$1,856,129**
Materials & Services					
Internal Service Charges	$81,979	$90,127	$93,219	$148,422	$430,192
Other Contract Services	$38,710	$36,578	$29,016	$32,100	$113,000
Office Expense	$9,838	$9,401	$8,150	$10,680	$11,400
Furniture & Equipment <$10K	$0	$1,917	$0	$2,000	$20,000
Client Services	$24	$9,989	$269	$0	$1,000
Training & Professional Development	$1,067	$494	$919	$2,000	$1,500
Travel	$749	$0	$0	$1,500	$1,000
Program Expenses	$0	$0	$0	$0	$500
MATERIALS & SERVICES TOTAL	**$132,367**	**$148,507**	**$131,572**	**$196,702**	**$578,592**
Contingency					
Contingency	$0	$0	$0	$35,091	$211,580
CONTINGENCY TOTAL	**$0**	**$0**	**$0**	**$35,091**	**$211,580**
EXPENSES TOTAL	**$673,233**	**$632,716**	**$686,292**	**$1,197,594**	**$2,646,301**
REVENUES LESS EXPENSES	**$39,204**	**$65,023**	**$207,883**	**-$185,530**	**$0**

RECENT ACCOMPLISHMENTS

- The Crisis Team has been a stable workgroup for the past year and remains committed to this program. We have met coordinated care organization metrics associated with crisis services, contributing to our discretionary funding goals.
- We have secured funding to stand up a Crisis Assessment/Crisis Resolution Center with the goal of serving individuals identified as experiencing a mental health crisis is the least restrictive setting. Crisis Resolution Centers are an essential piece of a state-of-the-art community crisis response service (along with mobile crisis outreach, short term respite/emergency housing, and acute care).
- The crisis team has helped to improve the Division's relationship with our County partners (the jail, Sherriff and local law enforcement departments, and the Courts), by their professional, consistent, and quality performance in meeting the needs of individuals who present in these arenas.

GOALS & OBJECTIVES

- 2023 will be a building year for the challenging State goal of 24-hour, year-round, 2-person team mobile crisis response (in coordination with the federal 988 crisis line initiative) in every county in Oregon. The new Oregon Administrative Rules associated with this goal is very prescribed and rigorous. We will need to be deliberate and comprehensive in meeting these expectations. Funding this service to the staffing and performance standards established will be a challenge for Lincoln County and other rural/frontier counties with the staffing challenges we face. Our goal is to do so to the best of our abilities. It will require flexible staffing options, extensive training, and additional resources (specially equipped vans to transport clients in distress, satellite phones for communication in remote areas where cell service is absent, training to meet the educational requirements, funding to equip and maintain the Crisis Assessment center).

DEPARTMENT METRICS

- There were a total 974 crisis services in 2022. This number includes crisis services at local emergency rooms, outreach with law enforcement, response to calls in the community.
- Our crisis team responds to calls for services to all age ranges.
- The team provides crisis follow up services as well.

EXPENSE HISTORY

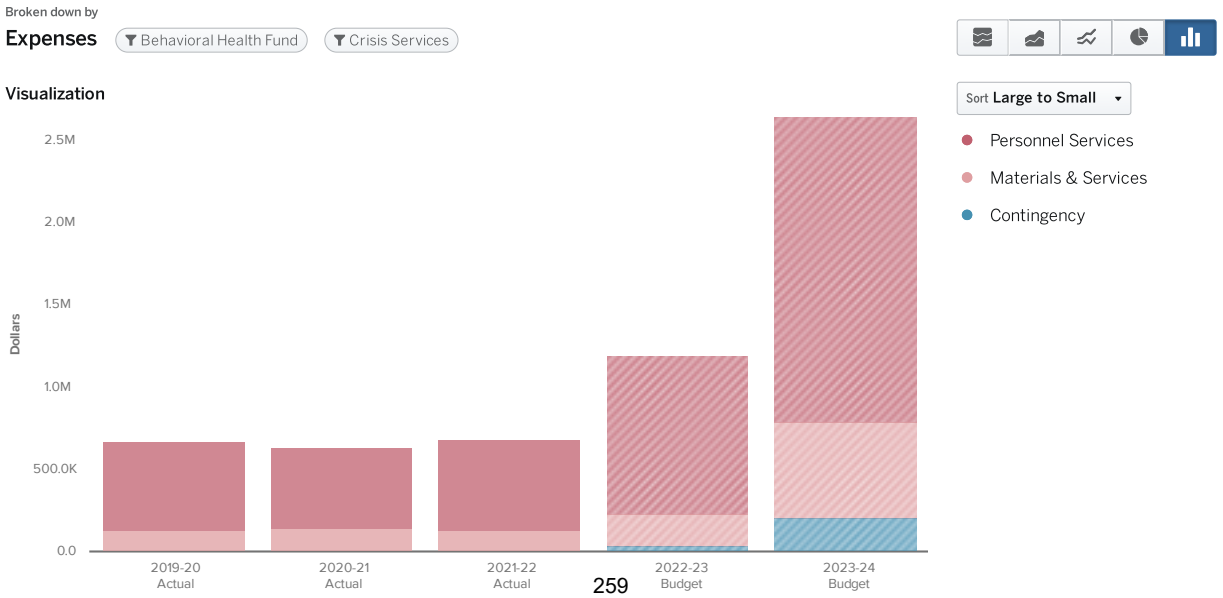

REVENUE HISTORY

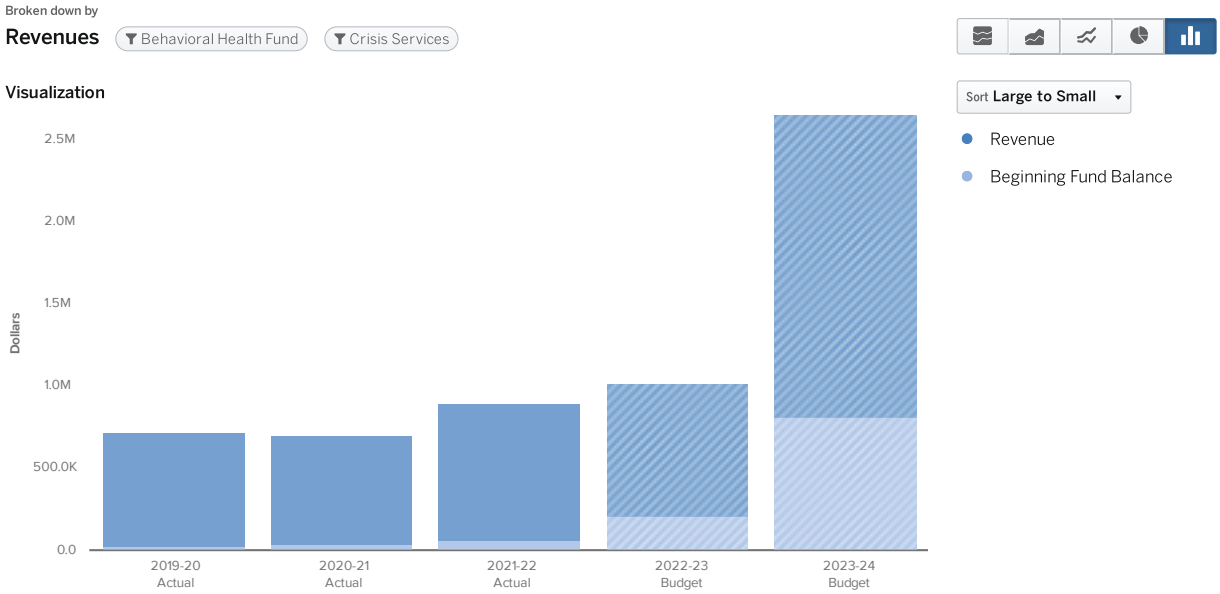

SIGNIFICANT CHANGES

None

SUPPLEMENTAL INFORMATION

None

CO-OCCURRING DISORDERS/DUAL DIAGNOSIS SERVICES

BUDGET ORG

Fund: 209 Behavioral Health Fund
Dept: 427 Co-Occurring Disorders/Dual Diagnosis Services
Category: Health & Human Services

KEY STAFF

Jayne Romero, Health and Human Services Director
Marie Laper, Deputy Director Behavioral Health
Jennifer Beckner, SUD Prevention Grant Coordinator

OVERVIEW

Lincoln County Health and Human Services has changed the focus of this department to substance use disorder treatment & prevention. This fund combines Opioid Settlement funds, M-110 Behavioral Health Resource Network (BHRN) funds, and dedicated grant funding to improve access to services for those living with substance use disorder.

MAJOR ACTIVITIES

- Measure 110 centers on equity, based on the knowledge that communities of color and tribal communities are disproportionately harmed by laws that criminalize drug possession. People in these communities are less likely to have access to culturally and linguistically specific and responsive services (and health services, generally), and experience greater harm from using drugs. Measure 110 makes health assessment, low-barrier access to care, low barrier treatment, harm reduction, and recovery services available to all those who need and want access to those services. Behavioral Health Resource Networks (BHRNs) were established in SB755 following the passage of Measure 110. The Lincoln County BHRN was formed by a group of local providers working together to provide substance use services in Oregon. Each BHRN is required to provide harm reduction services, treatment, housing, supported employment and peer support services.

FUNDING SOURCES

- Measure 110 BHRN funding
- Opioid Settlement Funds (annually for the next 18 years)
- Oregon Health Authority
- Samaritan Rural Community Opioid Response Funds / Health Incentive Payments
- Medicaid / IHN
- Local liquor tax
- HIWAY grant funds
- RC-SWAY grant funds
- M-110 Access to Care grant funds
- Fees / Insurance / Private Pay

REVENUE & EXPENDITURE SUMMARY

Co-Occuring Disorders/Dual Diagnosis Services Exp & Rev

	2019 - 20 Actual	2020 - 21 Actual	2021 - 22 Actual	2022 - 23 Budget	2023 - 24 Budget
Revenues					
Revenue					
Intergovernmental - State	$87,008	$77,875	$140,604	$1,163,073	$1,271,103
Intergovernmental - Federal	$157,655	$336,866	$477,339	$367,687	$439,557
Charges For Services	$306,465	$266,868	$286,529	$273,500	$4,700
Intergovernmental - Local	$41,097	$42,792	$46,665	$57,700	$40,000
Intergovernmental - Other	$2,061	$1,279	$1,380	$1,000	$1,500
REVENUE TOTAL	**$594,285**	**$725,682**	**$952,516**	**$1,862,960**	**$1,756,860**
Beginning Fund Balance					
Beginning Balance	$169,579	$338,538	$456,231	$630,122	$861,433
BEGINNING FUND BALANCE TOTAL	**$169,579**	**$338,538**	**$456,231**	**$630,122**	**$861,433**
Transfers In					
Interfund Transfers In	$118,557	$0	$0	$0	$0
TRANSFERS IN TOTAL	**$118,557**	**$0**	**$0**	**$0**	**$0**
REVENUES TOTAL	**$882,421**	**$1,064,220**	**$1,408,747**	**$2,493,082**	**$2,618,293**
Expenses					
Personnel Services					
Represented	$286,790	$217,128	$231,643	$376,669	$177,762
Insurance	$115,022	$88,228	$98,805	$129,760	$60,424
Non-Represented	$80,108	$70,100	$49,936	$51,780	$5,899
Retirement	$41,701	$32,340	$31,731	$38,491	$20,268
Other Personnel Expenses	$33,764	$28,232	$28,025	$54,972	$18,303
Holiday & Special Rate Pay	$1,470	$1,410	$771	$360	$360
Overtime	$2,428	$17	$0	$0	$0
PERSONNEL SERVICES TOTAL	**$561,283**	**$437,454**	**$440,911**	**$652,032**	**$283,017**
Materials & Services					
Other Contract Services	$199,679	$125,156	$105,093	$125,000	$125,000
Internal Service Charges	$87,006	$110,592	$116,216	$90,755	$53,739
Program Expenses	$4,901	$104	$31,887	$154,100	$156,100
Client Services	$35,999	$10,306	$49,650	$29,500	$29,500
Office Expense	$27,108	$25,365	$20,087	$35,500	$33,100
Training & Professional Development	$6,158	$3,670	$3,272	$51,000	$50,000
Rent & Facilities Expense	$11,670	$10,800	$10,800	$11,700	$13,000
Furniture & Equipment <$10K	$1,627	$1,697	$273	$13,600	$12,000
Travel	$3,901	$0	$438	$6,500	$3,500
MATERIALS & SERVICES TOTAL	**$378,049**	**$287,690**	**$337,715**	**$517,655**	**$475,939**
Contingency					
Contingency	$0	$0	$0	$859,395	$967,966
CONTINGENCY TOTAL	**$0**	**$0**	**$0**	**$859,395**	**$967,966**
Transfers Out					
Transfers	$0	$0	$0	$464,000	$891,372
TRANSFERS OUT TOTAL	**$0**	**$0**	**$0**	**$464,000**	**$891,372**
EXPENSES TOTAL	**$939,332**	**$725,144**	**$778,626**	**$2,493,082**	**$2,618,293**
REVENUES LESS EXPENSES	**-$56,910**	**$339,076**	**$630,122**	**$0**	**$0**

RECENT ACCOMPLISHMENTS

- Development of a multi-agency Behavioral Health Resource Network
- Outreach and collaboration with other agencies and non-profits to improve access to care

GOALS & OBJECTIVES

- Goals and objectives of this department are to establish a more equitable and effective approach to substance use disorder by creating a holistic, health-based approach to addressing addiction and overdoses. Partners are working together to build a closed loop referral process to assist in creating and maintaining a "no wrong door" approach & improve SUD service coordination and planning.

DEPARTMENT METRICS

With the creation of the BHRN we are adding new buildouts in OCHIN to assist us in tracking & gathering further data including:

- Number of clients with substance use disorder receiving services
- Average duration of client participation and client outcomes
- The number of individuals seeking assistance, who are not connected to substance use disorder treatment and other services; and the reasons for the denials
- The average time it takes for clients to access services and fulfill their individual intervention plan and the reason for any delays, such as waiting lists at referred services
- Demographic data on clients served, including self-reported demographic data on race, ethnicity, gender, and age social determinants of health

EXPENSE HISTORY

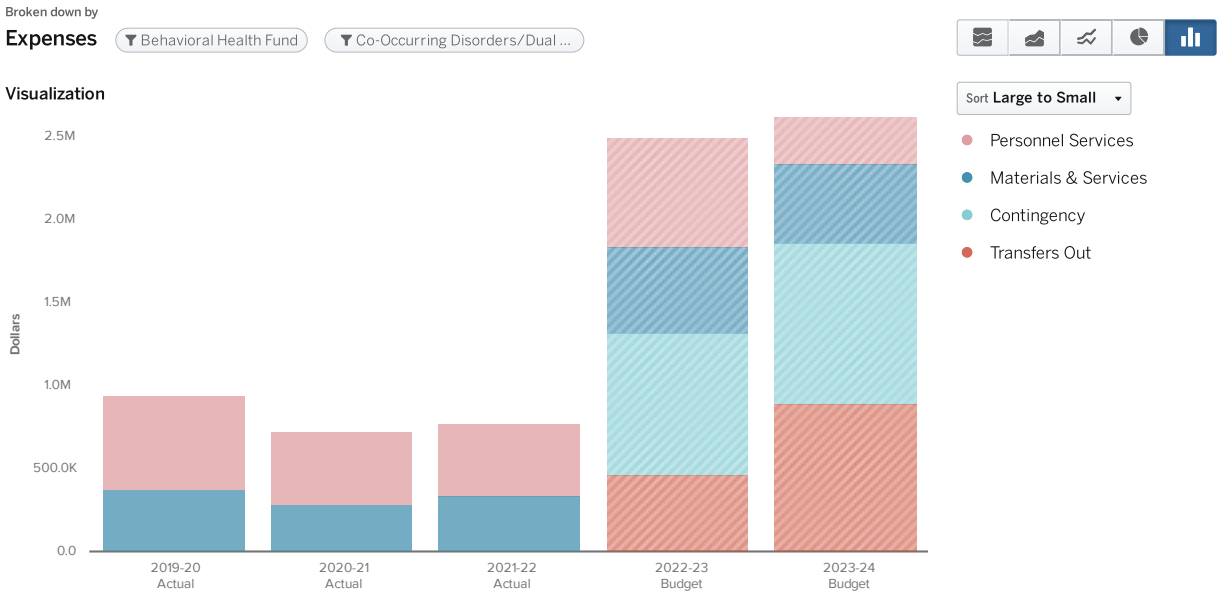

REVENUE HISTORY

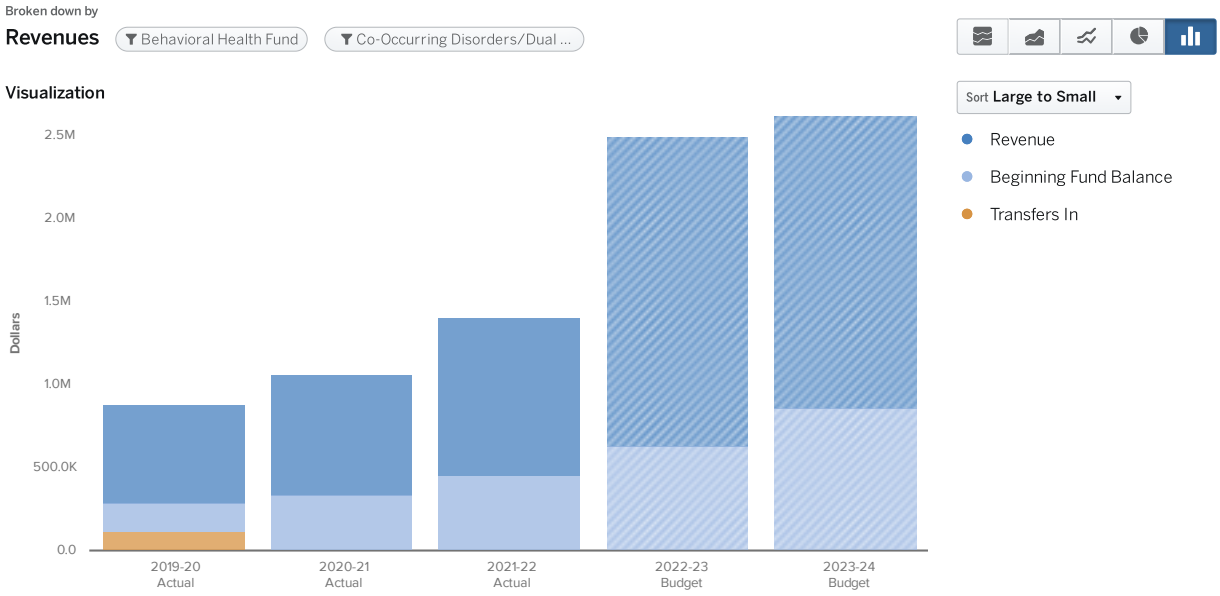

SIGNIFICANT CHANGES

Combining M-110, BHRN & Opioid Settlement funds will allow Lincoln County HHS to expand Public Health harm reduction services to include the addition of 1.0 FTE RN position. The addition of this position will expand outreach services to include wound care, vaccinations, and testing for HIV & Hep C. The Lincoln Community Health Center's office-based addition treatment (OBAT) program Bridges to Recovery will also expand with the addition of 1.0 FTE dedicated medication assisted treatment provider. This addition will allow the program to serve more clients and additional drop in and same day appointment slots.

SUPPLEMENTAL INFORMATION

None

BEHAVIORAL HEALTH HOUSING

BUDGET ORG

Fund: 209 Behavioral Health Fund
Dept: 429 Behavioral Health Housing
Category: Health & Human Services

KEY STAFF

Jayne Romero, Health and Human Services Director
Marie Laper, Deputy Director Behavioral Health

OVERVIEW

Department 429, Housing Investment, is a new department to us and reflects our Division's commitment and efforts to improve housing options in Lincoln County for persons with a severe and persistent mental illness. We have secured one grant from Oreogn Health Authority for just over 2.5 million dollars to be used to develop both temporary/emergency housing and long term housing. The housing stock, available buildable land, and housing costs in our County are real challenges to housing development, and we will need to be flexible in our efforts. We will continue to work with the Oregon Health Authority to match these funds with the availability of housing options.

MAJOR ACTIVITIES

- The department was able to secure this new funding. We purchased a former group home, with goal of working with State Licensing Office and grant liaison with the Oregon Health Authority to identify how we can use this property to meet immediate housing needs for high risk adults We have begun informal discussions with a local property management company and property development company, both with experience in working in the supportive housing arena, with goal of formalizing these relationships in order to move forward with specific housing projects.

FUNDING SOURCES

- Housing Grants

REVENUE & EXPENDITURE SUMMARY

BH Housing Expenses & Revenues

	2019 - 20 Actual	2020 - 21 Actual	2021 - 22 Actual	2022 - 23 Budget	2023 - 24 Budget
Revenues					
Revenue					
Intergovernmental - State	$0	$0	$0	$3,097,926	$2,700,000
REVENUE TOTAL	**$0**	**$0**	**$0**	**$3,097,926**	**$2,700,000**
Beginning Fund Balance	$0	$0	$0	$0	$190,508
REVENUES TOTAL	**$0**	**$0**	**$0**	**$3,097,926**	**$2,890,508**
Expenses					
Materials & Services					
Other Contract Services	$0	$0	$0	$108,000	$2,700,000
Client Services	$0	$0	$0	$63,126	$0
Program Expenses	$0	$0	$0	$8,440	$50,000
Furniture & Equipment <$10K	$0	$0	$0	$10,000	$0
Internal Service Charges	$0	$0	$0	$6,000	$0
Office Expense	$0	$0	$0	$3,100	$0
Training & Professional Development	$0	$0	$0	$2,400	$0
Travel	$0	$0	$0	$2,000	$0
MATERIALS & SERVICES TOTAL	**$0**	**$0**	**$0**	**$203,066**	**$2,750,000**
Transfers Out					
Transfers	$0	$0	$0	$2,470,000	$0
TRANSFERS OUT TOTAL	**$0**	**$0**	**$0**	**$2,470,000**	**$0**
Personnel Services					
Represented	$0	$0	$0	$379,259	$0
PERSONNEL SERVICES TOTAL	**$0**	**$0**	**$0**	**$379,259**	**$0**
Capital Expenditures	$0	$0	$0	$0	$140,508
EXPENSES TOTAL	**$0**	**$0**	**$0**	**$3,052,325**	**$2,890,508**
REVENUES LESS EXPENSES	**$0**	**$0**	**$0**	**$45,601**	**$0**

RECENT ACCOMPLISHMENTS

- This grant was just fully executed in November 2022. The Oregon Health Authority is still working out their internal process for review and approval of all proposals for expending these funds. We are working with the Oregon Health Authority towards agreement on how we can use these funds to meet immediate needs.

GOALS & OBJECTIVES

- In the coming year, our goal is to spend or encumber !00% of the funds granted to us in order to increase the housing options for adults with a mental illness in our community.
- We will complete all monthly reports and submit them on time 100% of the time.

DEPARTMENT METRICS

- n/a - this is not a service, but a project with dedicated funds we want to track separately.

EXPENSE HISTORY

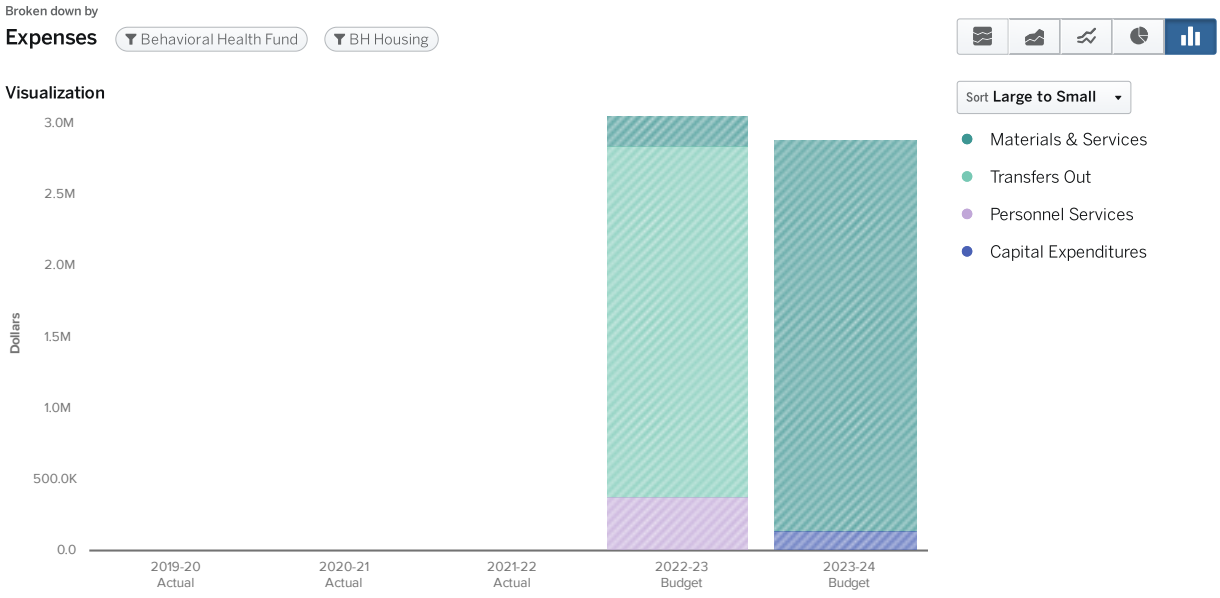

REVENUE HISTORY

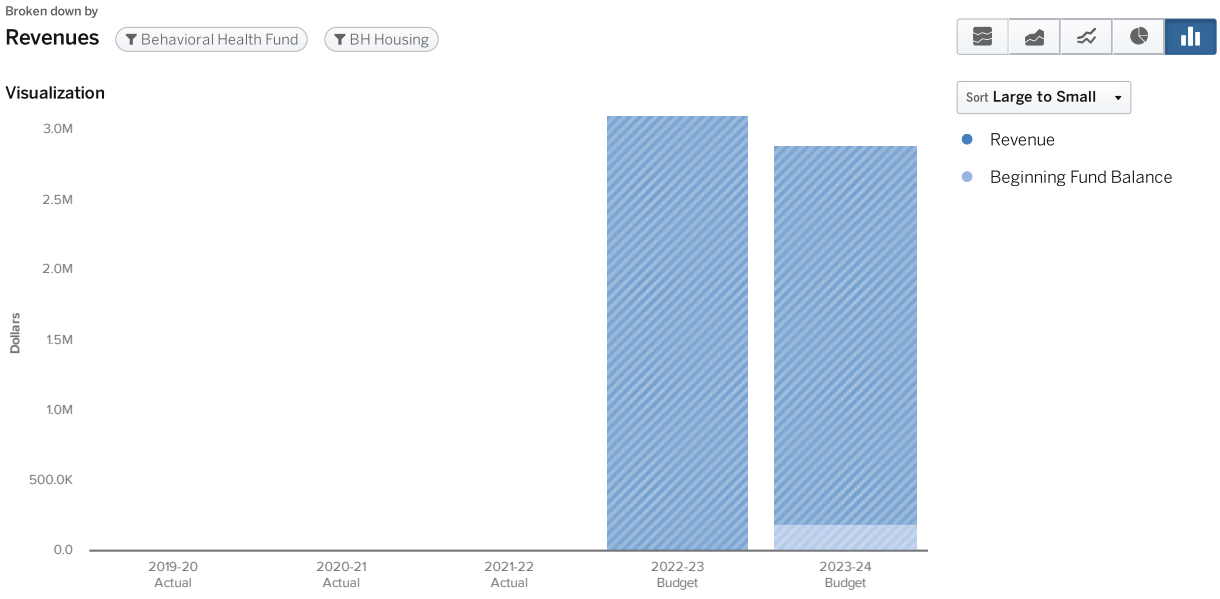

SIGNIFICANT CHANGES

None

SUPPLEMENTAL INFORMATION

None

LINCOLN COMMUNITY HEALTH CENTER - SUMMARY

BUDGET ORG

Fund: 216 Lincoln Community Health Center Fund
Depts: Various
Category: Health & Human Services

KEY STAFF

Jayne Romero, Health and Human Services Director
Ann Allard-Robinett, Federally Qualified Health Center Director

OVERVIEW

Lincoln Community Health Center (LCHC) is a community-based patient-directed organization providing a full array of quality health care services to Lincoln County community members of all ages. Services provided encompass primary care (preventive, acute and chronic disease management services), family planning, behavioral health services, and immunizations. Patients of the health center also have access to dental vouchers for urgent and preventative services and affordable pharmacy services. Referrals to specialty services, including behavioral health and social services, occur as needed. Services are available to all age groups and address needs and barriers identified in the Community Health Assessment and Improvement Plan, and the Health Resources and Services Administration (HRSA) triennial grant submission. LCHC also operates four School-Based Healh Centers for school-aged children. The Oregon Health Authority recognizes Newport and Lincoln City clinics as a Tier 4 Patient-Centered Primary Care Home Sites for our commitment to quality, coordinated care.

The Lincoln Community Health Center includes the following departments:

701-Lincoln Community Health Center
702-School-Based Health Centers
703-Office Based Addiction Treatment (OBAT)
706-Veteran's Administration Medical Services

MAJOR ACTIVITIES

Lincoln Community Health Center is a quality, affordable source of primary care for patients of all ages, providing the following services:

- Top quality medical care, health maintenance, education, risk assessment, and counseling
- Reproductive health and family planning
- Diagnosis, management and care for chronic illnesses and treatment of minor injuries
- Physical exams
- Immunizations
- Access to mental health screening and practitioners
- Nutrition education
- Vision, hearing and dental screenings
- Dental Vouchers available
- Health education and wellness promotion
- Referrals to laboratory and other specialty providers as needed
- Help applying for Health Insurance and Prescription Drug Assistance
- Veteran's Administration clinic

REPRODUCTIVE HEALTH

- We provide family planning services including:
- Necessary exams and other related women's services
- Birth control options and instructions
- Plan B (emergency contraception)

SCHOOL BASED HEALTH CENTERS

- We provide a variety of health and counseling services by nurses, nurse practitioners and counselors in Lincoln County schools.

FUNDING SOURCES

- FQHC
- Medicaid / Wraparound
- Medicare
- Insurance / Private Pay
- Samaritan Health Incentive Payments
- Department of Veteran's Affairs
- Behavioral Health Resource Network (BHRN)

REVENUE & EXPENDITURE SUMMARY

Lincoln County Community Health Summary

	2019 - 20 Actual	2020 - 21 Actual	2021 - 22 Actual	2022 - 23 Budget	2023 - 24 Budget
Revenues					
Revenue					
Intergovernmental - Federal	$3,084,983	$2,221,460	$2,933,888	$3,463,023	$2,743,367
Charges For Services	$1,407,431	$1,105,842	$1,670,167	$1,566,700	$2,163,976
Intergovernmental - Local	$306,050	$344,916	$144,587	$304,470	$236,611
Intergovernmental - State	$240,000	$240,000	$240,000	$240,000	$240,000
Miscellaneous	$32,131	$22,105	$15,198	$20,700	$42,900
Intergovernmental - Other	$668	$6,645	$2,107	$1,600	$7,000
REVENUE TOTAL	**$5,071,263**	**$3,940,967**	**$5,005,947**	**$5,596,493**	**$5,433,854**
Beginning Fund Balance	$1,857,936	$2,452,736	$1,783,660	$1,764,577	$1,193,300
Transfers In	$0	$0	$0	$274,000	$615,962
REVENUES TOTAL	**$6,929,198**	**$6,393,703**	**$6,789,607**	**$7,635,070**	**$7,243,116**
Expenses					
Personnel Services	$2,751,274	$2,769,352	$3,170,863	$4,949,616	$4,507,626
Materials & Services	$1,373,695	$1,313,414	$1,289,884	$1,622,941	$1,782,556
Capital Expenditures	$0	$0	$0	$556,045	$556,045
Contingency	$0	$0	$0	$490,974	$396,889
Transfers Out	$0	$0	$0	$15,494	$0
EXPENSES TOTAL	**$4,124,969**	**$4,082,766**	**$4,460,747**	**$7,635,070**	**$7,243,116**
REVENUES LESS EXPENSES	**$2,804,229**	**$2,310,937**	**$2,328,860**	**$0**	**$0**

RECENT ACCOMPLISHMENTS

- See specific department for more information.

GOALS & OBJECTIVES

- See specific department for more information.

DEPARTMENT METRICS

See individual departments.

REVENUE & EXPENSE HISTORY

SIGNIFICANT CHANGES

None

SUPPLEMENTAL INFORMATION

None

PRIMARY CARE HEALTH CENTER

BUDGET ORG

Fund: 216 Community Health Center Fund
Dept: 701 Primary Care Health Center
Category: Health & Human Services

KEY STAFF

Jayne Romero, Health and Human Services Director
Ann Allard-Robinett, Federally Qualified Health Center Director
Mary Jo Koschel, Program Manager
Anita Lytwyn, Program Manager

OVERVIEW

Continue to increase access to comprehensive, integrated healthcare for citizens in Lincoln County, with an emphasis on service to the uninsured and the underinsured. Services provided encompass primary care (preventive, acute and chronic disease management services), family planning, behavioral health services, and immunizations. Patients of the health center also have access to dental vouchers for urgent and preventative services and affordable pharmacy services. Referrals to specialty services, including behavioral health and social services, occur as needed. Services are available to all age groups and address needs and barriers identified in the Community Health Assessment and Improvement Plan, and the Health Resources and Services Administration (HRSA) triennial grant submission.

MAJOR ACTIVITIES

- Providers schedule templates revised to provide more appointment access including same day appointments.
- Monitoring for increased and improved appointment utilization and provider productivity.
- Confirmation of all scheduled patients' appointment to reduce broken and no-show appointments thereby reducing lost opportunities of providing services.
- Next day contact calls for patients who missed appointments to reschedule and help support continuity of care.
- Contacting patients regarding annual and other wellness appointments.

FUNDING SOURCES

- American Rescue Plan Act (ARPA) One-Time Funding FY 22/23
- Samaritan Health Incentive Payments
- FQHC Funding
- Medicaid / Wraparound Funding
- Medicare
- Insurance / Private Pay

REVENUE & EXPENDITURE SUMMARY

Primary Care Expenses & Revenues

	2019 - 20 Actual	2020 - 21 Actual	2021 - 22 Actual	2022 - 23 Budget	2023 - 24 Budget
Revenues					
Revenue					
Intergovernmental - Federal	$2,239,564	$1,407,817	$2,037,220	$2,609,422	$1,890,045
Charges For Services	$1,228,482	$1,025,268	$1,572,942	$1,387,700	$1,757,211
Intergovernmental - Local	$270,526	$339,780	$144,587	$301,859	$234,000
Miscellaneous	$31,831	$21,805	$14,898	$20,400	$42,600
Intergovernmental - Other	$668	$6,645	$2,107	$1,600	$7,000
REVENUE TOTAL	**$3,771,070**	**$2,801,314**	**$3,771,753**	**$4,320,981**	**$3,930,856**
Beginning Fund Balance					
Beginning Balance					
Beginning Balance	$562,766	$1,225,034	$683,018	$985,580	$546,961
BEGINNING BALANCE TOTAL	**$562,766**	**$1,225,034**	**$683,018**	**$985,580**	**$546,961**
BEGINNING FUND BALANCE TOTAL	**$562,766**	**$1,225,034**	**$683,018**	**$985,580**	**$546,961**
Transfers In	$0	$0	$0	$274,000	$0
REVENUES TOTAL	**$4,333,836**	**$4,026,348**	**$4,454,771**	**$5,580,561**	**$4,477,817**
Expenses					
Personnel Services					
Represented	$663,724	$703,579	$922,571	$1,554,312	$1,218,744
Non-Represented	$574,946	$579,628	$468,696	$817,795	$609,394
Insurance	$280,065	$292,894	$321,156	$616,493	$749,578
Other Personnel Expenses	$111,192	$125,310	$139,094	$337,855	$182,486
Retirement	$140,043	$144,856	$156,725	$238,874	$204,556
Holiday & Special Rate Pay	$1,820	$1,260	$2,419	$5,500	$7,656
Overtime	$7,174	$7,391	$2,311	$0	$0
Part Time	$4,500	$0	$0	$0	$0
PERSONNEL SERVICES TOTAL	**$1,783,464**	**$1,854,917**	**$2,012,972**	**$3,570,829**	**$2,972,414**
Materials & Services					
Internal Service Charges	$335,430	$354,033	$408,190	$590,694	$582,718
Other Contract Services	$454,492	$272,139	$188,448	$254,850	$352,600
Office Expense	$83,743	$113,702	$123,671	$103,570	$111,800
Program Expenses	$57,896	$91,965	$87,413	$86,806	$98,000
Rent & Facilities Expense	$73,033	$72,947	$73,144	$64,488	$100,000
Furniture & Equipment <$10K	$19,447	$84,855	$65,800	$65,000	$44,800
Training & Professional Development	$32,391	$49,299	$47,590	$36,038	$33,000
Client Services	$12,933	$27,331	$7,128	$62,550	$60,000
Travel	$19,160	$960	$4,910	$11,000	$10,000
MATERIALS & SERVICES TOTAL	**$1,088,525**	**$1,067,230**	**$1,006,293**	**$1,274,996**	**$1,392,918**
Capital Expenditures					
Capital Expenditures	$0	$0	$0	$556,045	$556,045
CAPITAL EXPENDITURES TOTAL	**$0**	**$0**	**$0**	**$556,045**	**$556,045**
Contingency					
Contingency	$0	$0	$0	$129,453	$85,649
CONTINGENCY TOTAL	**$0**	**$0**	**$0**	**$129,453**	**$85,649**
Transfers Out	$0	$0	$0	$15,494	$0
EXPENSES TOTAL	**$2,871,989**	**$2,922,147**	**$3,019,265**	**$5,546,817**	**$5,007,026**
REVENUES LESS EXPENSES	**$1,461,847**	**$1,104,201**	**$1,435,506**	**$33,744**	**-$529,209**

RECENT ACCOMPLISHMENTS

- LCHC recently opened a new clinic, Waldport Community Clinic in the underserved South Lincoln County, thereby providing a new access point of care for a previously unmet need.
- Increased provider coverage in the primary care clinic sites, thereby supporting expanded appointment availability.
- Renovation of Nye Street location to provide expanded space for primary care services.
- Provider/Care Team Productivity has increased approximately 65-70% during the past twelve months from an average of approximately 8 patients/day to 13-14 patients/day.
- Recertified as Tier 4 PCPCH (Patient Centered Primary Care Home).
- Successfully completed Reproductive Health Care site review.

GOALS & OBJECTIVES

- Maintain current access points for the uninsured, underinsured, and other community members who lack access to medical and behavioral health services in the cities of Newport and Lincoln City.
- Continue toward goal of reaching Provider productivity standards in-line with national averages of 18 patients/day.
- Work with our Providers and Care Teams to ensure all patient encounters are closed in timely manner and per policy within 72 hours, thereby supporting integrity of documentation and timely billing.

DEPARTMENT METRICS

- Provided patient visits thru pandemic to include offering telehealth visits for those patients that might otherwise not access care.
- Offering healthcare services at three primary care sites and four school-based health centers to support expanded capacity.
- Health Center Quality Leader Award recipient for 3 years.
- Recognized as a Patient-Centered Primary Care Home (PCPCH) since 2013 and recertified as a Tier 4 by Oregon Health Authority 2022.

EXPENSE HISTORY

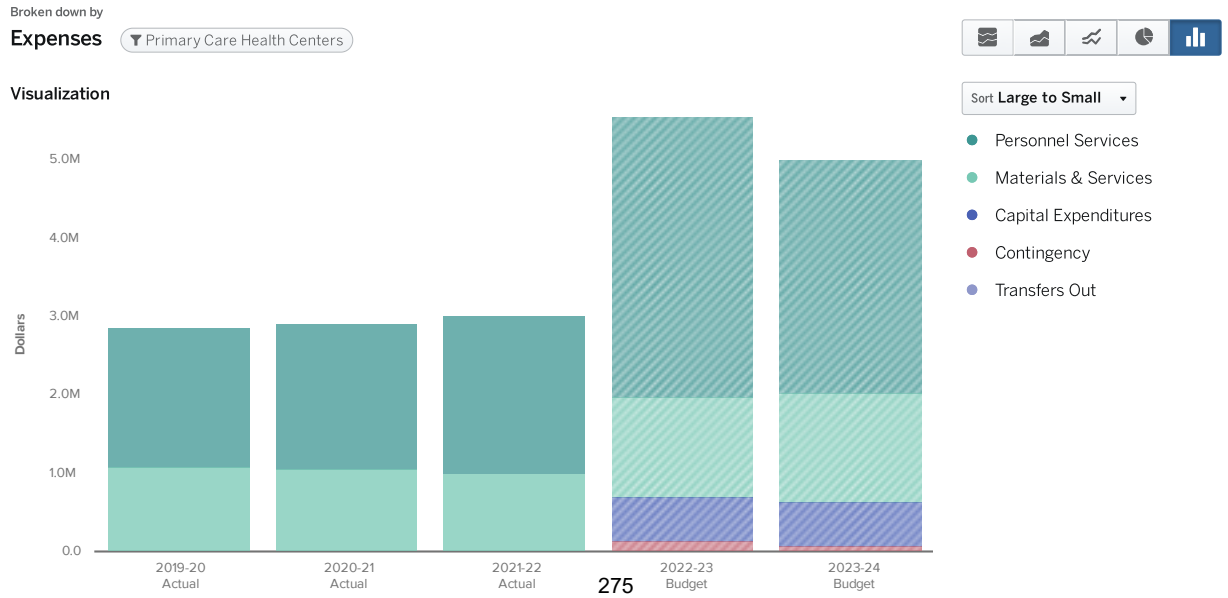

REVENUE HISTORY

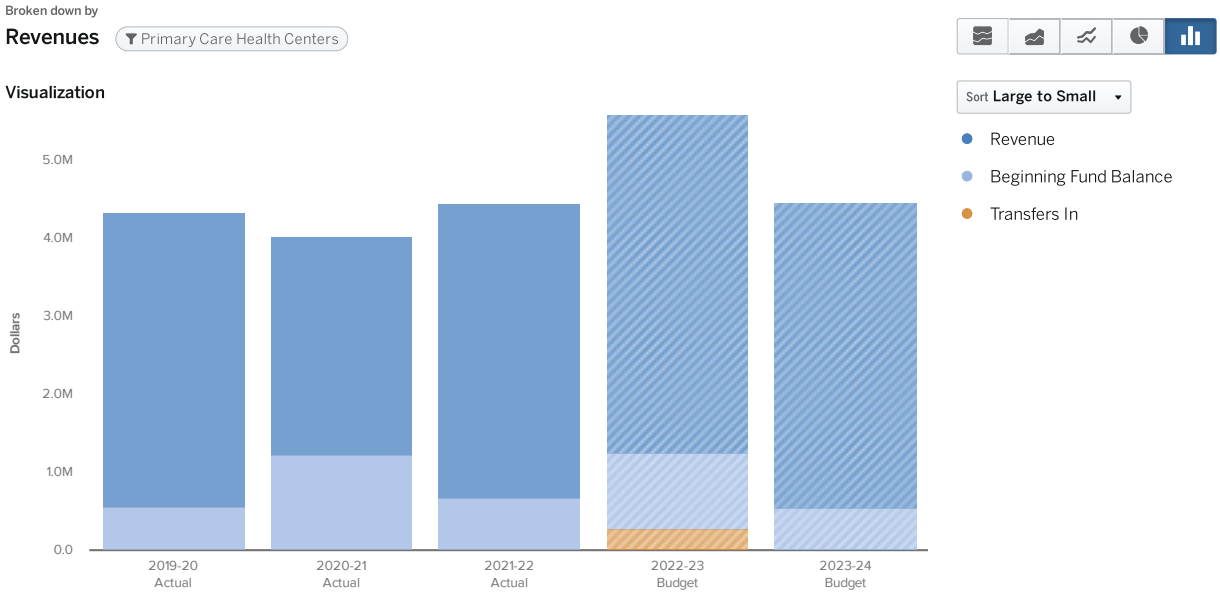

SIGNIFICANT CHANGES

- In FY 22/23, the Reproductive Health program department was incorporated into this department and to the School-Based Health Centers department.

SUPPLEMENTAL INFORMATION

None

SCHOOL-BASED HEALTH CENTERS

BUDGET ORG

Fund: 216 Community Health Center Fund
Dept: 702 School-Based Health Center
Category: Health & Human Services

KEY STAFF

Jayne Romero, Health and Human Services Director
Ann Allard-Robinett, Federally Qualified Health Center Director
Mary Jo Koschel, Program Manager
Amy Lundy, SBHC Program Supervisor

OVERVIEW

Continue to increase access to healthcare for students in Lincoln County in order to improve overall health and educational outcomes. Services include primary and preventative health care, dental care vouchers, behavioral health, and social services information and referral. The goal of the centers is to expand the overall health of adolescents of Lincoln County by providing comprehensive health care and educating students about healthy living strategies.

MAJOR ACTIVITIES

- Provide on-site medical and behavioral health services, and access to dental services for students at four Lincoln County School Based Health Centers currently located at Newport High School, Taft High School, Toledo High School and Waldport High School.

FUNDING SOURCES

- Oregon Health Authority
- FQHC Funding
- Samaritan Health Incentive Payments
- Medicaid / Wraparound Funding
- Insurance / Private Pay

REVENUE & EXPENDITURE SUMMARY

School-Based Health Expenese & Revenues

	2019 - 20 Actual	2020 - 21 Actual	2021 - 22 Actual	2022 - 23 Budget	2023 - 24 Budget
Revenues					
Revenue					
Intergovernmental - State	$240,000	$240,000	$240,000	$240,000	$240,000
Charges For Services	$178,949	$80,575	$97,225	$179,000	$221,000
Intergovernmental - Federal	$120,579	$120,579	$163,764	$148,279	$148,000
Intergovernmental - Local	$35,524	$5,136	$0	$2,611	$2,611
Miscellaneous	$300	$300	$300	$300	$300
REVENUE TOTAL	**$575,351**	**$446,589**	**$501,289**	**$570,190**	**$611,911**
Beginning Fund Balance					
Beginning Balance	$652,023	$577,210	$505,967	$243,569	$0
BEGINNING FUND BALANCE TOTAL	**$652,023**	**$577,210**	**$505,967**	**$243,569**	**$0**
REVENUES TOTAL	**$1,227,374**	**$1,023,799**	**$1,007,256**	**$813,759**	**$611,911**
Expenses					
Personnel Services					
Represented	$157,851	$133,007	$266,295	$399,710	$83,034
Non-Represented	$107,093	$72,121	$78,865	$155,646	$123,177
Insurance	$70,295	$52,111	$87,956	$139,491	$68,866
Other Personnel Expenses	$23,927	$20,145	$34,272	$86,427	$20,498
Retirement	$29,990	$23,230	$38,733	$60,550	$23,358
Overtime	$1,559	$959	$216	$0	$0
Part Time	$1,148	$0	$0	$0	$0
PERSONNEL SERVICES TOTAL	**$391,862**	**$301,573**	**$506,337**	**$841,824**	**$318,933**
Materials & Services					
Internal Service Charges	$79,810	$72,536	$76,397	$137,626	$60,318
Office Expense	$34,927	$29,909	$35,655	$33,068	$14,100
Other Contract Services	$8,948	$5,011	$8,219	$7,000	$6,500
Program Expenses	$9,410	$2,454	$8,612	$6,450	$6,000
Furniture & Equipment <$10K	$3,059	$0	$12,405	$5,000	$3,500
Travel	$3,546	$0	$514	$3,400	$1,000
Training & Professional Development	$2,651	$983	$1,071	$1,800	$1,100
Client Services	$1,237	$70	$120	$875	$100
MATERIALS & SERVICES TOTAL	**$143,588**	**$110,963**	**$142,993**	**$195,219**	**$92,618**
Contingency	$0	$0	$0	$0	$11,481
EXPENSES TOTAL	**$535,450**	**$412,536**	**$649,331**	**$1,037,043**	**$423,033**
REVENUES LESS EXPENSES	**$691,924**	**$611,263**	**$357,926**	**-$223,284**	**$188,878**

RECENT ACCOMPLISHMENTS

- We have provided more in clinic days of primary care and behavioral health services during the last year throughout the four SBHCs.
- At Newport High School, the Student Leadership Class has chosen to donate the funds raised during the annual NHS Pageant to Newport High School Based Health Center.

GOALS & OBJECTIVES

- Increase access to healthcare for students in Lincoln County in order to improve educational outcomes.
- Services include primary and preventative health care, dental care vouchers, behavioral health, and social services information and referral.
- The goal of the centers is to expand the overall health of adolescents of Lincoln County by providing comprehensive health care and educating students about healthy living strategies.

DEPARTMENT METRICS

LCHC fulfills the state's requirements for SBHC:

- Open and offering clinical services (PC, BH, and/or dental) 3 days/week when school is in session.
- SBHCs must be open for service 15 hours/week with availability for same-day appointments and scheduled appointments.
- SBFHC shall include Health/Office/CMA staff 15hours/week.
- Primary care Provider for 10 hours/2 days per week.
- An additional 10 hours/week is to be provided by a medical, behavioral health, or oral health professional.

EXPENSE HISTORY

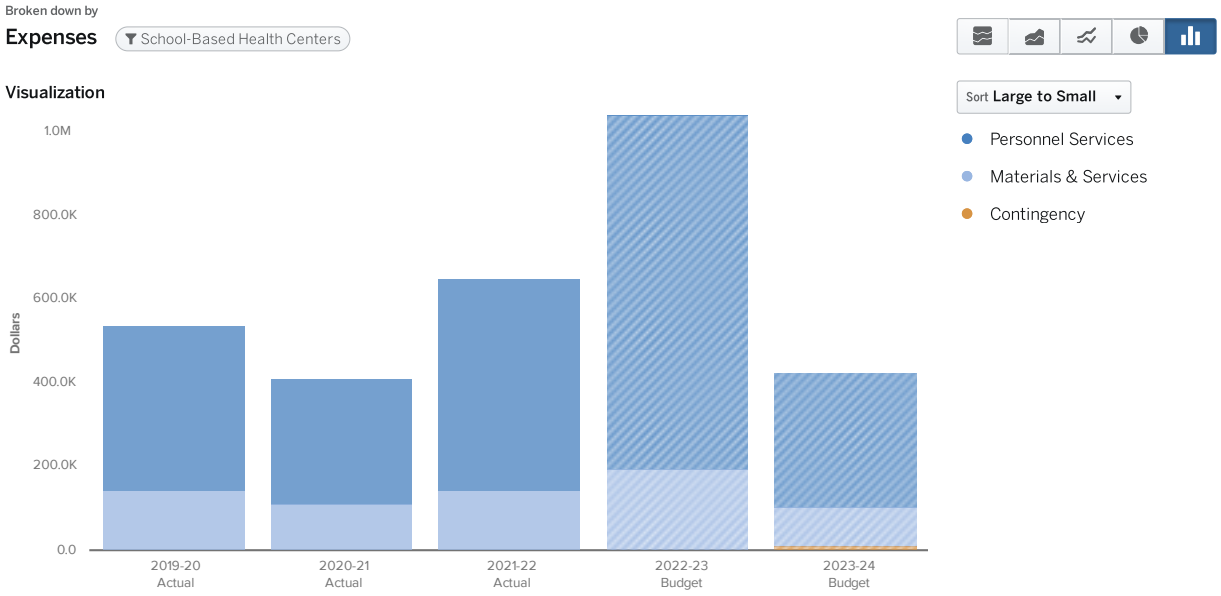

REVENUE HISTORY

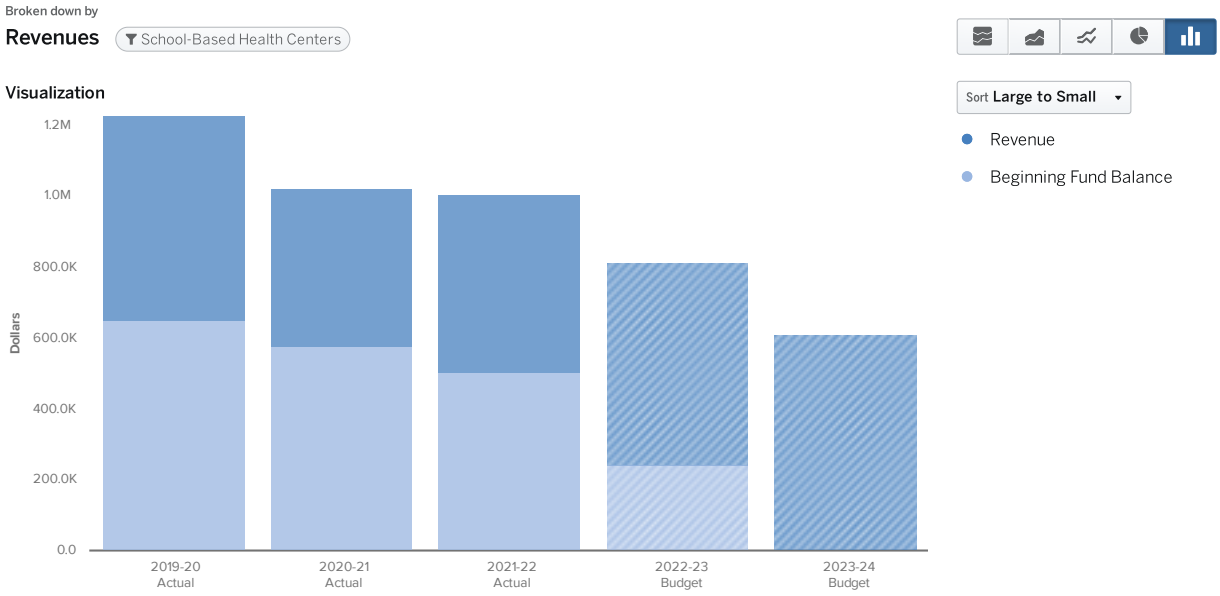

SIGNIFICANT CHANGES

In FY 22/23, the Reproductive Health program department was incorporated into this department and to the Primary Care department.

SUPPLEMENTAL INFORMATION

None

OFFICE BASED ADDICTION TREATMENT (OBAT)

BUDGET ORG

Fund: 216 Lincoln Community Health
Dept: 703 Office Based Addictions Treatment
Category: Health & Human Services

KEY STAFF

Jayne Romero, Health and Human Services Director
Ann Allard-Robinett, Federally Qualified Health Center Director

OVERVIEW

The Office Based Addiction Treatment (OBAT) Program, called "Bridges to Recovery," opened in February, 2021 as part of the array of services under Primary Care. The Program is designed to improve the quality of life, offer options that promotes freedom from opioid and alcohol use disorders, and promotes positive patient outcomes in alignment with program's mission, vision, and values. In combination with medication, addiction counseling, and behavioral health therapies, the OBAT program will provide whole patient approach to the treatment of substance use disorders.

MAJOR ACTIVITIES

- Staffing in place to support provision of OBAT patient services daily.
- Training and recruiting staff to expand availability of services to enable OBAT program can be stand-alone program, fully sustainable.

FUNDING SOURCES

- Behavioral Health Resource Network (BHRN) Funding

REVENUE & EXPENDITURE SUMMARY

Office Based Addictions Treatment Expenses & Revenues

	2019 - 20 Actual	2020 - 21 Actual	2021 - 22 Actual	2022 - 23 Budget	2023 - 24 Budget
Revenues					
Transfers In					
Interfund Transfers In	$0	$0	$0	$0	$615,962
TRANSFERS IN TOTAL	**$0**	**$0**	**$0**	**$0**	**$615,962**
Revenue					
Charges For Services	$0	$0	$0	$0	$185,765
REVENUE TOTAL	**$0**	**$0**	**$0**	**$0**	**$185,765**
REVENUES TOTAL	**$0**	**$0**	**$0**	**$0**	**$801,727**
Expenses					
Personnel Services					
Represented	$0	$0	$0	$0	$358,979
Insurance	$0	$0	$0	$0	$165,836
Retirement	$0	$0	$0	$0	$43,235
Other Personnel Expenses	$0	$0	$0	$0	$39,061
Non-Represented	$0	$0	$0	$0	$31,652
Holiday & Special Rate Pay	$0	$0	$0	$0	$1,920
PERSONNEL SERVICES TOTAL	**$0**	**$0**	**$0**	**$0**	**$640,684**
Materials & Services					
Internal Service Charges	$0	$0	$0	$0	$121,470
Office Expense	$0	$0	$0	$0	$9,800
Program Expenses	$0	$0	$0	$0	$8,500
Rent & Facilities Expense	$0	$0	$0	$0	$8,000
Furniture & Equipment <$10K	$0	$0	$0	$0	$5,200
Training & Professional Development	$0	$0	$0	$0	$3,000
Travel	$0	$0	$0	$0	$1,000
MATERIALS & SERVICES TOTAL	**$0**	**$0**	**$0**	**$0**	**$156,970**
Contingency	$0	$0	$0	$0	$4,074
EXPENSES TOTAL	**$0**	**$0**	**$0**	**$0**	**$801,727**
REVENUES LESS EXPENSES	**$0**	**$0**	**$0**	**$0**	**$0**

RECENT ACCOMPLISHMENTS

- During the first year, at the onset of OBAT in the clinics, there were approximately 10-12 patients who enrolled and received care.
- In 2022 the number of OBAT patients increased to 25 patients. Toward the close of 2022 due to staff illness, LCHC was unable to expand services to accommodate additional new patients.

GOALS & OBJECTIVES

- As a result of additional staff and training, as well as revised scheduling, appointment availability and access to services is increasing.
- Development of independent program build.
- Outreach and community partnerships.

DEPARTMENT METRICS

- At onset of OBAT program there were no set metrics, other than not to exceed 30 patients annually per waivered provider.

EXPENSE HISTORY

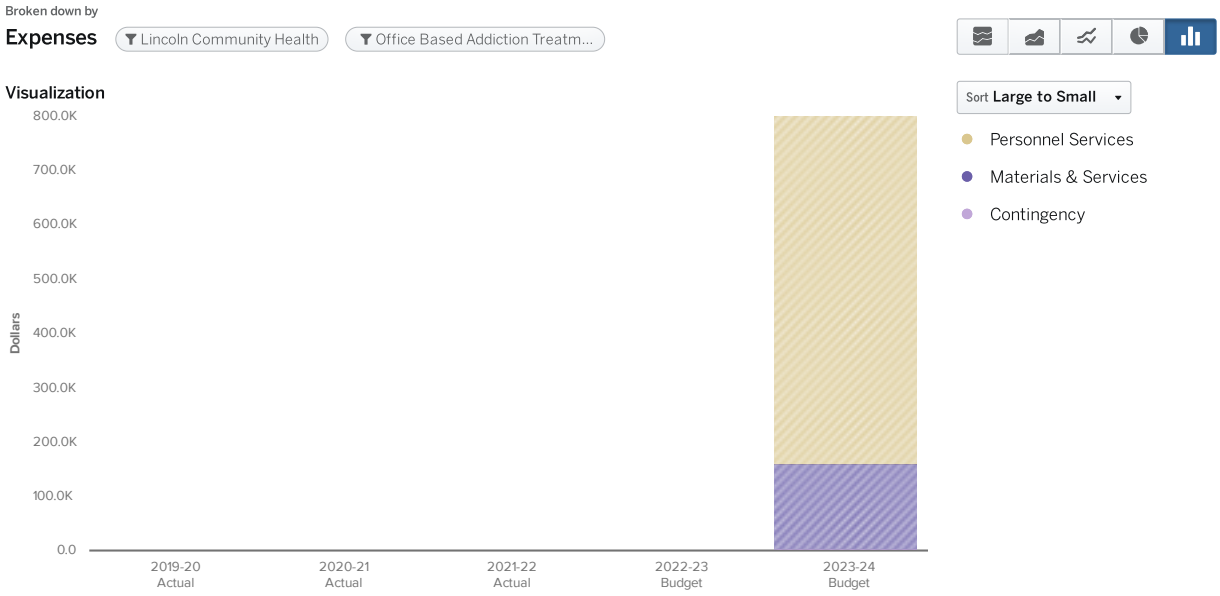

SIGNIFICANT CHANGES

- OBAT Program services will be provided out of scope of FQHC.
- Staffing model will support full time services daily (M-F).

SUPPLEMENTAL INFORMATION

None

VETERAN'S ADMINISTRATION MEDICAL SERVICES

BUDGET ORG

Fund: 216 Community Health Center Fund
Dept: 706 Veteran's Administration Medical Services
Category: Health & Human Services

KEY STAFF

Jayne Romero, Health and Human Services Director
Ann Allard-Robinett, Federally Qualified Health Center Director
Anita Lytwyn, Program Manager

OVERVIEW

Improved access to primary care and preventive medical care for veterans who reside in Lincoln County. The Portland Veterans Affairs Medical Center contracts with the Lincoln Community Health Center (LCHC) to provide for the continuous delivery and management of primary care services for all assigned, enrolled veterans. This includes the space, utilities, and operational services. Care is directed toward health promotion and disease prevention, management of acute and chronic medical conditions, pharmacological management, referral to specialty care, and coordination of services across both the inpatient and outpatient settings.

MAJOR ACTIVITIES

- VA patients are provided primary care services, lab services, telehealth and face-to-face appointments.
- The Newport and Lincoln City CBOCs see 10 patients per week that are not on the PCP panel for labs, EKGs, and bladder scans.
- The Newport and Lincoln City CBOCs see traveling veterans (veterans from out of state) if the patient requests and/or need healthcare services.

FUNDING SOURCES

- Department of Veterans Affairs

REVENUE & EXPENDITURE SUMMARY

Veteran's Admin Medical Services Expenses & Revenues

	2019 - 20 Actual	2020 - 21 Actual	2021 - 22 Actual	2022 - 23 Budget	2023 - 24 Budget
Revenues					
Revenue					
Intergovernmental - Federal	$724,841	$693,064	$732,904	$705,322	$705,322
REVENUE TOTAL	**$724,841**	**$693,064**	**$732,904**	**$705,322**	**$705,322**
Beginning Fund Balance					
Beginning Balance	$643,147	$650,492	$594,675	$535,428	$646,339
BEGINNING FUND BALANCE TOTAL	**$643,147**	**$650,492**	**$594,675**	**$535,428**	**$646,339**
REVENUES TOTAL	**$1,367,988**	**$1,343,556**	**$1,327,579**	**$1,240,750**	**$1,351,661**
Expenses					
Personnel Services					
Represented	$290,057	$305,896	$328,730	$204,754	$193,767
Insurance	$101,978	$102,773	$135,829	$107,473	$153,824
Non-Represented	$103,434	$114,891	$95,558	$132,894	$153,481
Retirement	$44,080	$47,060	$47,723	$37,925	$38,951
Other Personnel Expenses	$36,254	$42,212	$43,224	$53,417	$34,613
Holiday & Special Rate Pay	$0	$0	$490	$0	$960
Overtime	$145	$30	$0	$500	$0
PERSONNEL SERVICES TOTAL	**$575,948**	**$612,861**	**$651,553**	**$536,963**	**$575,595**
Materials & Services					
Internal Service Charges	$69,393	$56,233	$63,460	$57,886	$59,051
Rent & Facilities Expense	$33,117	$33,354	$34,260	$45,000	$45,000
Other Contract Services	$18,231	$22,893	$23,300	$25,000	$20,000
Office Expense	$10,515	$16,019	$14,957	$13,600	$11,700
Travel	$5,937	$1,048	$2,106	$6,500	$2,000
Furniture & Equipment <$10K	$3,494	$4,827	$2,232	$2,500	$800
Training & Professional Development	$215	$565	$79	$1,500	$1,000
Program Expenses	$318	$121	$83	$500	$500
Client Services	$360	$161	$120	$240	$0
MATERIALS & SERVICES TOTAL	**$141,582**	**$135,221**	**$140,598**	**$152,726**	**$140,051**
Contingency					
Contingency	$0	$0	$0	$361,521	$295,685
CONTINGENCY TOTAL	**$0**	**$0**	**$0**	**$361,521**	**$295,685**
EXPENSES TOTAL	**$717,530**	**$748,083**	**$792,151**	**$1,051,210**	**$1,011,331**
REVENUES LESS EXPENSES	**$650,458**	**$595,474**	**$535,428**	**$189,540**	**$340,330**

RECENT ACCOMPLISHMENTS

- Successfully completed VA JACHO review at both Newport and Lincoln City.

GOALS & OBJECTIVES

- Provide nursing and support staff, medical facilities, and all administrative functions sufficient to ensure continuity of care, access to care and high-quality health care for the veteran. According to contract, LCHS encourages veterans to receive all their care through the Portland VA Medical Center and/or VA Outreach Clinics.
- In the coming year, our goals include providing virtual training to staff versus travel for training.
- Better manage medical supplies and reduce waste.
- Provide greater depth in the VA program to support reserve staffing for each position to ensure consistent coverage.

DEPARTMENT METRICS

- Approximately 1,450 Lincoln County veterans currently receive health care services locally in a manner consistent with the Veterans' Affairs, the Joint Commission and/or other regulatory agencies.
- The Newport (1010) Clinic provides services to a panel of 1,200 VA patients.
- The Lincoln City Clinic provides services to a panel of 250 VA patients.

EXPENSE HISTORY

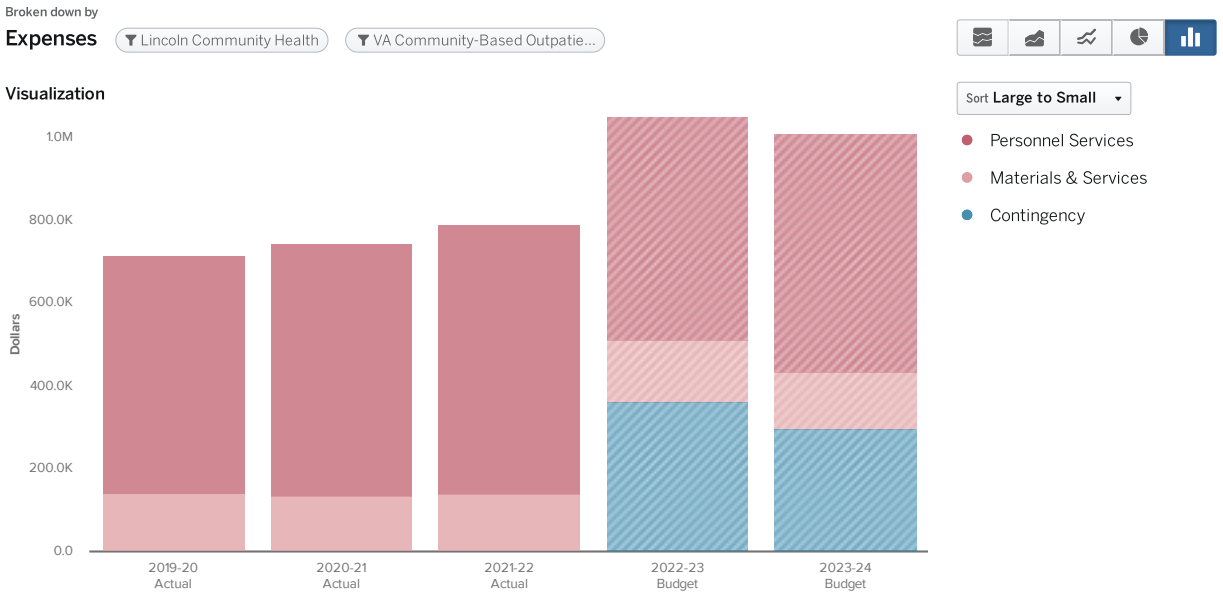

REVENUE HISTORY

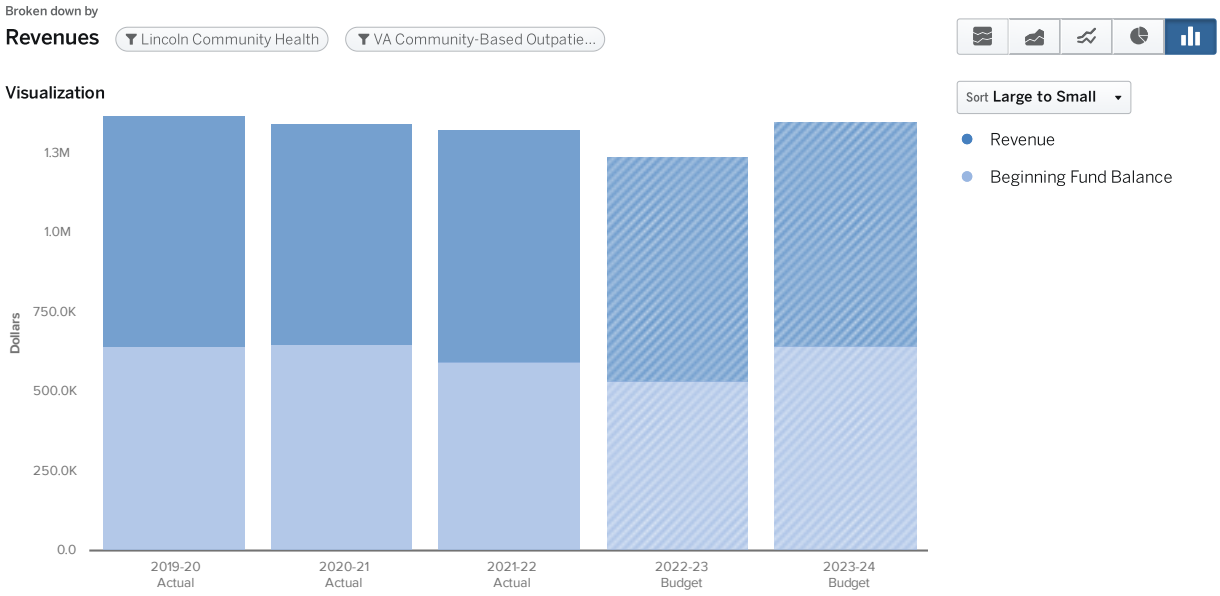

SIGNIFICANT CHANGES

- LCHC at the Newport location will soon be moving into newly renovated clinic site that will provide additional space for provision of patient care services.

SUPPLEMENTAL INFORMATION

None

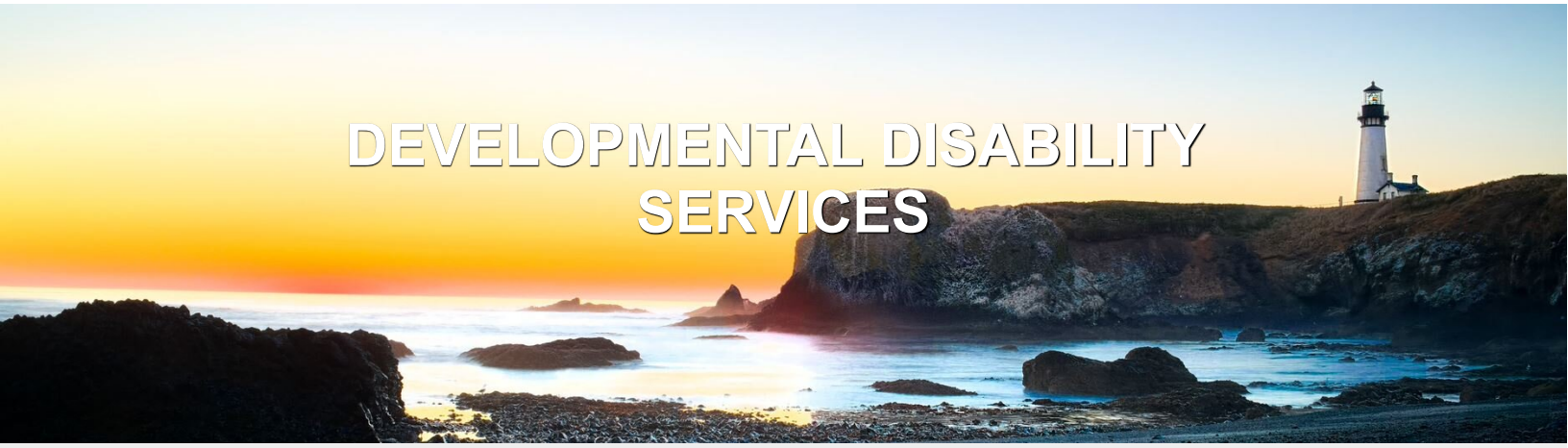

DEVELOPMENTAL DISABILITY SERVICES

BUDGET ORG

Fund: 220 Developmental Disabilities Fund
Dept: 422 Intellectual & Developmental Disabilities Program
Category: Health & Human Services

KEY STAFF

Jayne Romero, Health and Human Services Director
Jinanjali Wimalasena, Deputy Director Developmental Disability Services
Sandy Hyduchak, Clinical Supervisor

OVERVIEW

Lincoln County Developmental Disability Services supports eligible adults and children with intellectual and developmental disabilities. The program strives to provide quality services grounded in person centered practices while maintaining a high standard of compliance with governing rules and regulations.

MAJOR ACTIVITIES

- Eligibility determination
- Case Management Services
- Adult Protective Services and Abuse Investigations
- Licensing and Certification of foster homes

FUNDING SOURCES

- Department of Human Services

REVENUE & EXPENDITURE SUMMARY

Developmental Disability Services Expenses & Revenues

	2019 - 20 Actual	2020 - 21 Actual	2021 - 22 Actual	2022 - 23 Budget	2023 - 24 Budget
Revenues					
Revenue					
Intergovernmental - Federal	$1,277,521	$1,068,374	$1,671,863	$1,739,906	$1,738,406
Intergovernmental - State	$82,154	$82,154	$118,456	$118,456	$118,456
REVENUE TOTAL	**$1,359,675**	**$1,150,528**	**$1,790,319**	**$1,858,362**	**$1,856,862**
Beginning Fund Balance					
Beginning Balance	$0	$713,038	$712,887	$1,230,187	$1,704,204
BEGINNING FUND BALANCE TOTAL	**$0**	**$713,038**	**$712,887**	**$1,230,187**	**$1,704,204**
Transfers In					
Interfund Transfers In	$477,572	$0	$0	$1,346,442	$0
TRANSFERS IN TOTAL	**$477,572**	**$0**	**$0**	**$1,346,442**	**$0**
REVENUES TOTAL	**$1,837,247**	**$1,863,566**	**$2,503,206**	**$4,434,991**	**$3,561,066**
Expenses					
Personnel Services					
Represented	$423,436	$456,481	$517,591	$614,459	$709,777
Insurance	$173,606	$163,683	$200,641	$260,728	$370,178
Non-Represented	$163,041	$167,713	$182,067	$189,833	$195,051
Other Personnel Expenses	$57,200	$65,286	$74,368	$130,512	$89,969
Retirement	$65,664	$69,888	$78,720	$89,553	$100,611
Part Time	$32,012	$26,280	$25,760	$40,000	$0
PERSONNEL SERVICES TOTAL	**$914,960**	**$949,331**	**$1,079,148**	**$1,325,085**	**$1,465,586**
Contingency					
Contingency	$0	$0	$0	$1,523,151	$1,827,615
CONTINGENCY TOTAL	**$0**	**$0**	**$0**	**$1,523,151**	**$1,827,615**
Transfers Out					
Transfers	$0	$0	$0	$1,230,187	$0
TRANSFERS OUT TOTAL	**$0**	**$0**	**$0**	**$1,230,187**	**$0**
Materials & Services					
Internal Service Charges	$104,066	$100,358	$106,745	$141,263	$157,814
Rent & Facilities Expense	$44,526	$44,467	$52,238	$55,000	$55,000
Other Contract Services	$13,572	$11,579	$12,289	$78,000	$13,000
Office Expense	$16,716	$19,070	$17,019	$18,500	$19,500
Client Services	$23,972	$13,995	$4,337	$5,750	$5,750
Program Expenses	$626	$195	$177	$35,895	$500
Furniture & Equipment <$10K	$4,444	$9,570	$1,066	$6,500	$4,000
Training & Professional Development	$182	$100	$0	$10,300	$5,300
Travel	$930	$0	$0	$5,360	$7,000
MATERIALS & SERVICES TOTAL	**$209,033**	**$199,334**	**$193,872**	**$356,568**	**$267,864**
EXPENSES TOTAL	**$1,123,993**	**$1,148,664**	**$1,273,020**	**$4,434,991**	**$3,561,066**
REVENUES LESS EXPENSES	**$713,254**	**$714,902**	**$1,230,187**	**$0**	**$0**

RECENT ACCOMPLISHMENTS

- Placed five individuals needing residential placements due to allegations of abuse, needing higher levels of care, or experiencing crises.
- Participates in multiple advisory groups and facilitates two local inter-agency meetings.
- Licensing of an Adult Foster Home.
- Established access to Long Term Community Care Nursing services.

GOALS & OBJECTIVES

- Policies and procedures
- Service Equity
- Productivity
- Employee Orientation and Onboarding
- Staff Satisfaction

DEPARTMENT METRICS

- The Lincoln Co. DD program meets all contractual obligations which include the completion of eligibility determinations and functional needs assessments; direct referral coordination; provision of case management services; the provision of protective services and abuse investigations; licensing and certification of foster homes; and authorization and monitoring of all Medicaid and State funded services.
- The Lincoln County DD program consistently secures all Rationed Fee for Service funds allocated to case management.
- 266 individuals with intellectual and developmental disabilities were served in 2022; a 6% increase in the number of individuals served since 2021.

EXPENSE HISTORY

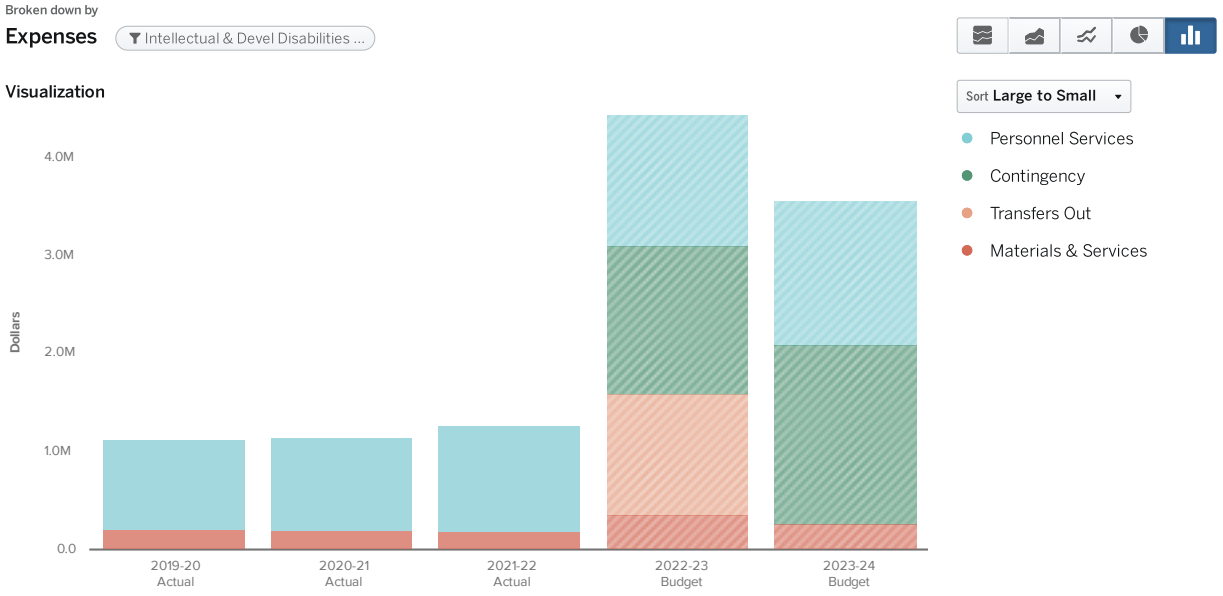

REVENUE HISTORY

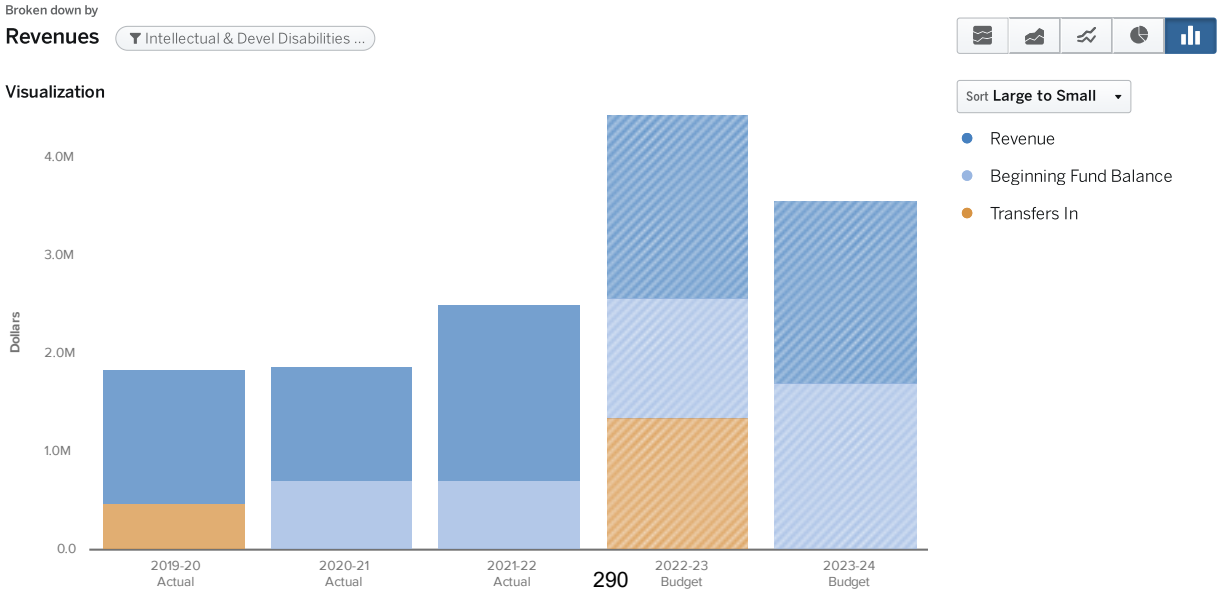

SIGNIFICANT CHANGES

None

SUPPLEMENTAL INFORMATION

None

COMMUNITY JUSTICE FUND

OVERVIEW

The Community Justice fund houses the Parole & Probation program and several smaller grant programs addressing specific community justice objectives.

MAJOR ACTIVITIES

-

FUNDING SOURCES

- Revenue
  - State Community Corrections Funding
  - Other State Grants
  - Funds Federal funds
  - Fees for Services
- Transfers from the General Fund
- Beginning Balances and Reserves

BUDGET SUMMARY

Community Justice Summary

	2019 - 20 Actual	2020 - 21 Actual	2021 - 22 Actual	2022 - 23 Budget	2023 - 24 Budget
Revenues					
Revenue					
Intergovernmental - State	$0	$0	$2,195,807	$2,232,533	$2,174,573
Intergovernmental - Federal	$0	$50,000	$782,595	$949,156	$764,515
Charges For Services	$0	$0	$94,661	$5,000	$62,600
Permits & Fees	$0	$0	$14,557	$1,700	$300
Miscellaneous	$0	$0	$13,857	$300	$0
REVENUE TOTAL	**$0**	**$50,000**	**$3,101,476**	**$3,188,689**	**$3,001,988**
Beginning Fund Balance	$0	$0	-$46,212	$2,194,853	$2,833,695
Transfers In	$0	$16,667	$2,219,058	$197,392	$200,421
REVENUES TOTAL	**$0**	**$66,667**	**$5,274,322**	**$5,580,934**	**$6,036,104**
Expenses					
Personnel Services	$0	$79,265	$1,804,737	$2,514,811	$2,508,999
Materials & Services	$0	$30,138	$599,082	$1,539,669	$1,463,564
Contingency	$0	$0	$0	$1,526,454	$2,063,541
EXPENSES TOTAL	**$0**	**$109,402**	**$2,403,820**	**$5,580,934**	**$6,036,104**
REVENUES LESS EXPENSES	**$0**	**-$42,735**	**$2,870,502**	**$0**	**$0**

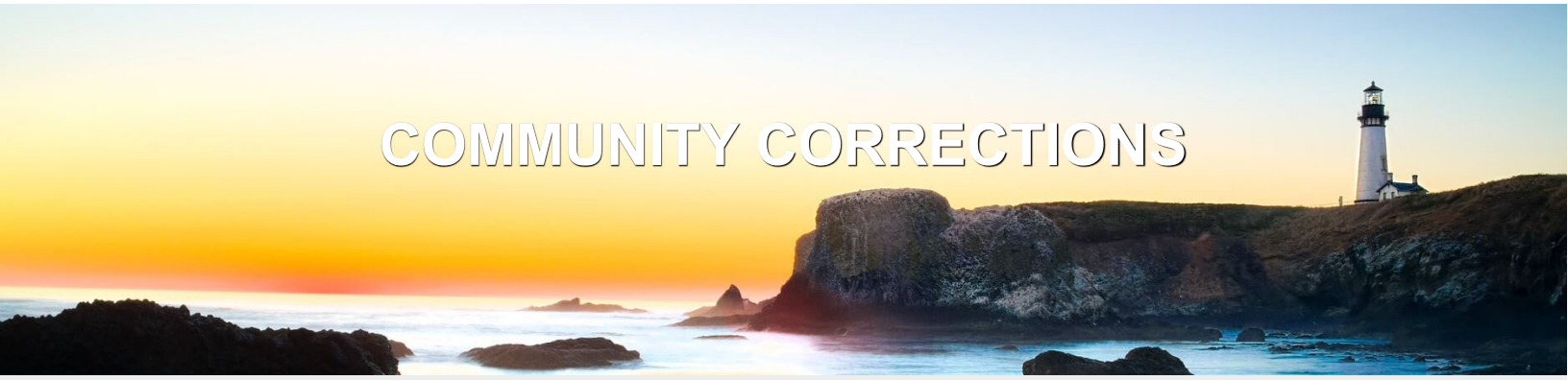

COMMUNITY CORRECTIONS

BUDGET ORG

Fund: 250 Community Justice Fund
Dept: 126 Community Corrections
Category: County Central Services

KEY STAFF

Tony Campa, Community Justice Director

OVERVIEW

Lincoln County Parole and Probation strives towards excellence, this demands the effective use of available resources, and seeking ways to enhance service delivery. Parole and Probation is a county operated community correction's agency funded primarily with Oregon Department of Corrections funding. This partnership with county and state provides a cost-effective means of holding adults on supervision accountable as well as local control in decision-making, better coordination of services, and enhanced partnerships with law enforcement and other agencies. Lincoln County uses evidence-based programs to maximize the public's safety and a collaborative approach are essential component to an adult on supervision's success. Parole and Probation services are primarily restricted to Justice Involved Individuals who present an immediate public safety danger and are formally classified as "medium or high risk". To provide a cost-effective means of adult on supervision control in lieu of long-term prison or jail placement, and to enhance long-term public safety by providing programs to support and aid in the transition and rehabilitation process. Provide "swift, certain and fair" supervision and case management. Parole and Probation continues to utilize evidence-based programs, custody/sanctions, and other available support resources to enhance the reformative process and to protect the public.

MAJOR ACTIVITIES

None

FUNDING SOURCES

- Department of Corrections GIA
- Measure 57 Funding
- Transitional Funds
- County General Funds (1.30 FTE PPO)
- P&P fees

REVENUE & EXPENDITURE SUMMARY

Community Corrections (P&P) Expenses & Revenues

	2019 - 20 Actual	2020 - 21 Actual	2021 - 22 Actual	2022 - 23 Budget	2023 - 24 Budget
Revenues					
Revenue					
Intergovernmental - State	$0	$0	$2,195,807	$2,191,559	$2,083,660
Charges For Services	$0	$0	$52,731	$5,000	$22,600
Miscellaneous	$0	$0	$13,857	$300	$0
Intergovernmental - Federal	$0	$0	$2,925	$0	$0
Permits & Fees	$0	$0	$0	$0	$300
REVENUE TOTAL	**$0**	**$0**	**$2,265,320**	**$2,196,859**	**$2,106,560**
Beginning Fund Balance					
Beginning Balance	$0	$0	$0	$2,136,573	$2,907,241
BEGINNING FUND BALANCE TOTAL	**$0**	**$0**	**$0**	**$2,136,573**	**$2,907,241**
Transfers In					
Interfund Transfers In	$0	$0	$2,015,358	$141,730	$136,633
TRANSFERS IN TOTAL	**$0**	**$0**	**$2,015,358**	**$141,730**	**$136,633**
REVENUES TOTAL	**$0**	**$0**	**$4,280,678**	**$4,475,162**	**$5,150,434**
Expenses					
Personnel Services					
Represented	$0	$0	$480,202	$618,398	$614,587
Non-Represented	$0	$0	$312,724	$539,821	$542,263
Insurance	$0	$0	$179,601	$416,727	$400,505
Retirement	$0	$0	$94,731	$137,761	$136,909
Other Personnel Expenses	$0	$0	$99,229	$121,622	$146,895
Overtime	$0	$0	$274	$2,500	$4,000
Holiday & Special Rate Pay	$0	$0	$1,624	$1,080	$432
PERSONNEL SERVICES TOTAL	**$0**	**$0**	**$1,168,385**	**$1,837,909**	**$1,845,592**
Contingency					
Contingency	$0	$0	$0	$1,506,312	$2,063,541
CONTINGENCY TOTAL	**$0**	**$0**	**$0**	**$1,506,312**	**$2,063,541**
Materials & Services					
Program Expenses	$0	$0	$15,449	$588,212	$590,212
Internal Service Charges	$0	$0	$193,720	$271,579	$291,163
Rent & Facilities Expense	$0	$0	$61,200	$60,000	$60,000
Other Contract Services	$0	$0	$17,847	$62,500	$62,500
Office Expense	$0	$0	$31,684	$53,150	$55,150
Client Services	$0	$0	$33,806	$56,000	$49,000
Travel	$0	$0	$2,162	$12,000	$20,000
Furniture & Equipment <$10K	$0	$0	$0	$20,000	$0
Training & Professional Development	$0	$0	$3,363	$7,500	$8,000
MATERIALS & SERVICES TOTAL	**$0**	**$0**	**$359,231**	**$1,130,941**	**$1,136,025**
EXPENSES TOTAL	**$0**	**$0**	**$1,527,616**	**$4,475,162**	**$5,045,157**
REVENUES LESS EXPENSES	**$0**	**$0**	**$2,753,062**	**$0**	**$105,277**

RECENT ACCOMPLISHMENTS

GOALS & OBJECTIVES

- Goal is to continue to evaluate the effectiveness of all current programs, work towards expanding capacity, improve outcomes in each.
- Evaluate practices to develop programs and practices that are committed to increasing equity in historically underserved communities, with an equity lens.

DEPARTMENT METRICS

- Performance- measured by continued positive movement in state benchmarks.
- Reduce Recidivism- measured by arrest- any new crime, conviction-new misdemeanor or felony, incarceration-new felony only.
- Successful Completion/Positive Case Closures.
- Increase percentage of Restitution collection owed to victims.
- Community Service Work provided by adults on supervision at the time of supervision completion.
- Increase the percentage of adults on supervision who are employed.
- Increase the percentage of adults participating in treatment while on supervision.

EXPENSE HISTORY

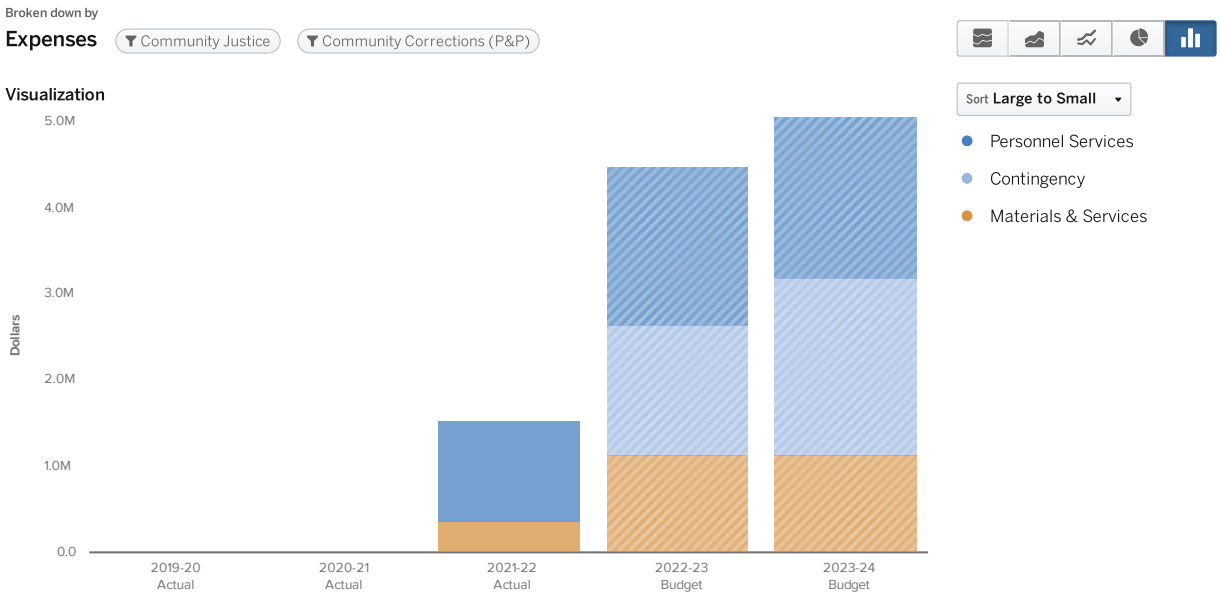

REVENUE HISTORY

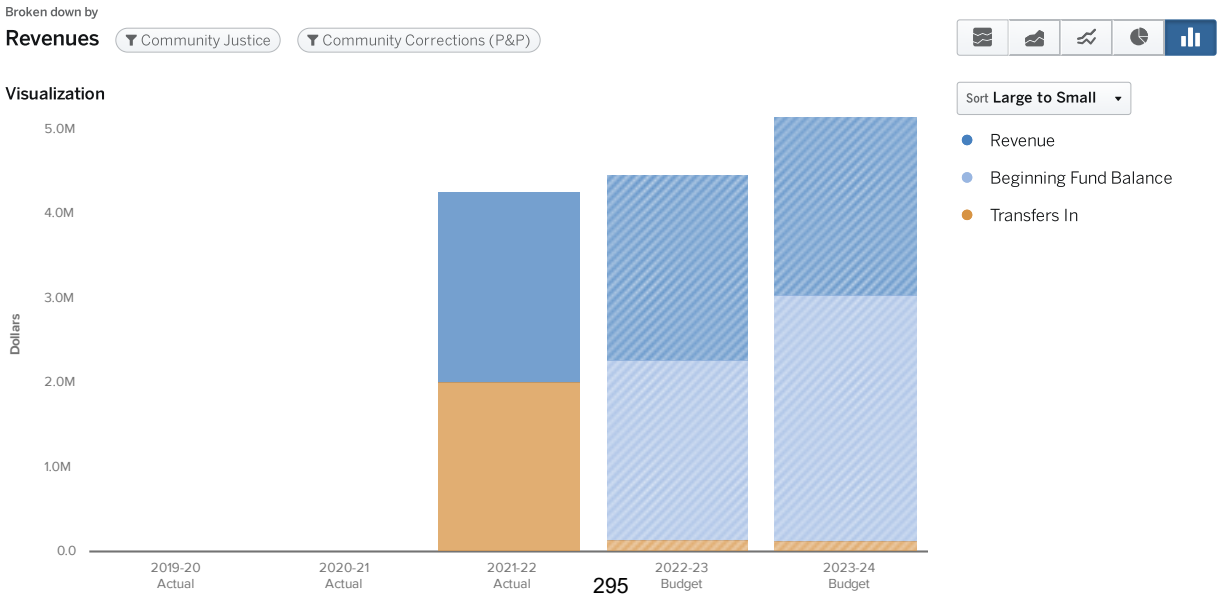

SIGNIFICANT CHANGES

- 2017/2018 Lincoln County agreed to use general funds for Parole and Probation Officer to supervise justice involved individuals convicted of domestic violence related crimes. General Funds are also used to continue to support a Parole and Probation Officer to provide a lower cost jail alternative in the form of electronic monitoring program (formerly department 101-127)

- Effect February 1, 2020 Ballot Measure 110 reduces the penalty for a possession of controlled substance offense that is not classified as commercial drug offenses under ORS 475.900 (2019). For possession of large amounts, BM 110 reduces criminal penalties form the felony level to a misdemeanor. For possession of smaller amounts of controlled substance, 110 reduces the penalty from the criminal misdemeanor to a new class E violation. 110

SUPPLEMENTAL INFORMATION

OREGON DEPARTMENT OF CORRECTIONS Outcome Measures for LINCOLN County HIGH and MEDIUM Caseload Only								
	On February 8, 2023		Closures August 8, 2022 to February 8, 2023				Admissions 2019/1ST Half	
	EMPLOYMENT	TREATMENT	RESTITUTION	COMMUNITY SERVICE	POSITIVE CASE CLOSURES		RECIDIVISM	
					Post-Prison	Probation	Post-Prison	Probation
Location	Hi-Med	Hi-Med	Hi-Med	Hi-Med	Hi-Med	Hi-Med	Hi-Med	Hi-Med
Statewide	44%	27%	16%	28%	63%	51%	33.8%	32.2%
LINCOLN	72%	65%	43%	20%	69%	64%	46.4%	38.5%

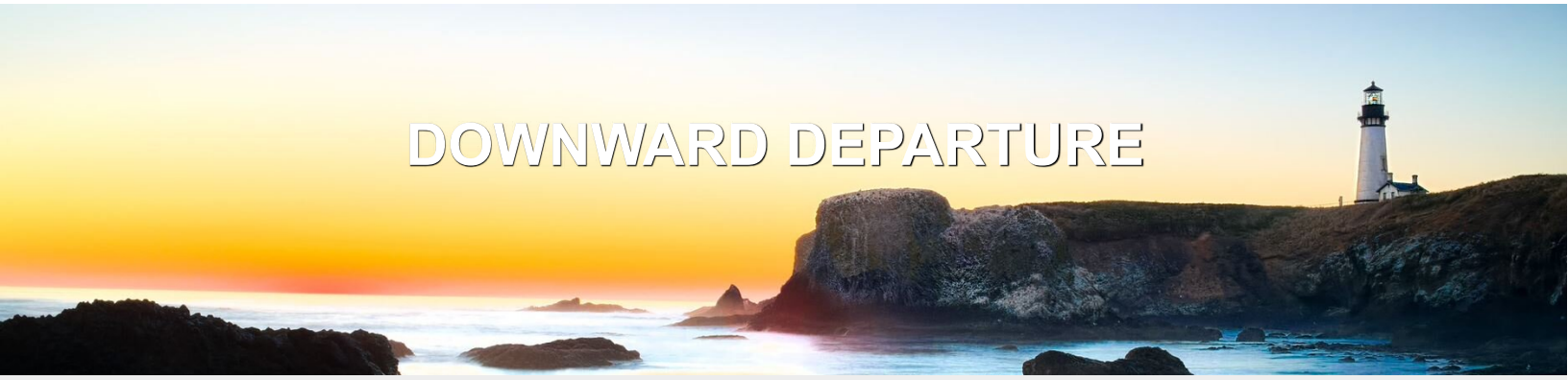

DOWNWARD DEPARTURE

BUDGET ORG

Fund: 250 Community Justice Fund
Dept: 129 Downward Departure Program
Category: Community Justice Services

KEY STAFF

Tony Campa, Community Justice Director

OVERVIEW

Oregon's prison rate increased by nearly 50% from 2000 to 2010. In 2017 HB 3078 Funding created a competitive grant to support a prison diversion program in an effort to utilize limited resources effectively with 4 goals; reducing recidivism, reducing prison usage, protecting the public and holding justice involved individuals accountable.

Lincoln County will be targeting those justice involved individuals whose sentencing guidelines grid score qualifies them for a presumptive prison sentence, specifically the optional probation/downward departure cases, who will be assess for an opportunity to avoid prison and be granted a term of supervision in an attempt to redirect them out of the overloaded state prison system, resulting in an estimated $560 million dollars statewide in avoided prison costs, by the end of the 2021-2023 biennium.

MAJOR ACTIVITIES

FUNDING SOURCES

- Justice Reinvestment Grant
- Parole and Probation-IGA

REVENUE & EXPENDITURE SUMMARY

Downward Departure Program Expenses & Revenues

	2019 - 20 Actual	2020 - 21 Actual	2021 - 22 Actual	2022 - 23 Budget	2023 - 24 Budget
Revenues					
Revenue					
Intergovernmental - Federal	$0	$0	$201,292	$201,292	$208,540
REVENUE TOTAL	**$0**	**$0**	**$201,292**	**$201,292**	**$208,540**
Transfers In					
Interfund Transfers In	$0	$0	$25,511	$0	$0
TRANSFERS IN TOTAL	**$0**	**$0**	**$25,511**	**$0**	**$0**
Beginning Fund Balance					
Beginning Balance	$0	$0	$0	$8,255	$0
BEGINNING FUND BALANCE TOTAL	**$0**	**$0**	**$0**	**$8,255**	**$0**
REVENUES TOTAL	**$0**	**$0**	**$226,803**	**$209,547**	**$208,540**
Expenses					
Personnel Services					
Represented	$0	$0	$121,741	$123,788	$128,530
Insurance	$0	$0	$28,429	$34,037	$16,173
Retirement	$0	$0	$14,032	$14,074	$14,634
Other Personnel Expenses	$0	$0	$13,565	$12,710	$14,008
PERSONNEL SERVICES TOTAL	**$0**	**$0**	**$177,767**	**$184,609**	**$173,345**
Materials & Services					
Other Contract Services	$0	$0	$20,129	$20,129	$34,757
Internal Service Charges	$0	$0	$432	$600	$439
MATERIALS & SERVICES TOTAL	**$0**	**$0**	**$20,562**	**$20,729**	**$35,195**
Contingency					
Contingency	$0	$0	$0	$4,209	$0
CONTINGENCY TOTAL	**$0**	**$0**	**$0**	**$4,209**	**$0**
EXPENSES TOTAL	**$0**	**$0**	**$198,329**	**$209,547**	**$208,540**
REVENUES LESS EXPENSES	**$0**	**$0**	**$28,474**	**$0**	**$0**

RECENT ACCOMPLISHMENTS

None

GOALS & OBJECTIVES

- Reduce Recidivism
- Reducing Prison usage
- Protecting Public Safety
- Holding Adults on Supervision Accountable

DEPARTMENT METRICS

Work Plan Summary:

The Downward Departure Program is an evidence-based alternative to prison program in collaboration with the District Attorney's Office, working with the Criminal Justice Commission.

One designated Probation Officer and a Deputy District Attorney will focus efforts on justice involved individuals who qualify for probation/downward departure, this is a specialized caseload located in the Community Justice Offices.

- Meet or exceed performance measures for each section of the bill.
- 10% of funding spent on community-based victim services with demonstrated need in targeted marginalized and underserved populations in the community. Address access barriers, increase capacity to identified services areas, trauma-informed interventions and services.
- Use structured sanctions on all program participants.
- Focus on cultural responsiveness.
- Aim to decrease county prison intakes- including revocations for the target population.
- Use data to monitor and evaluate the program in order to improve program operations.

EXPENSE HISTORY

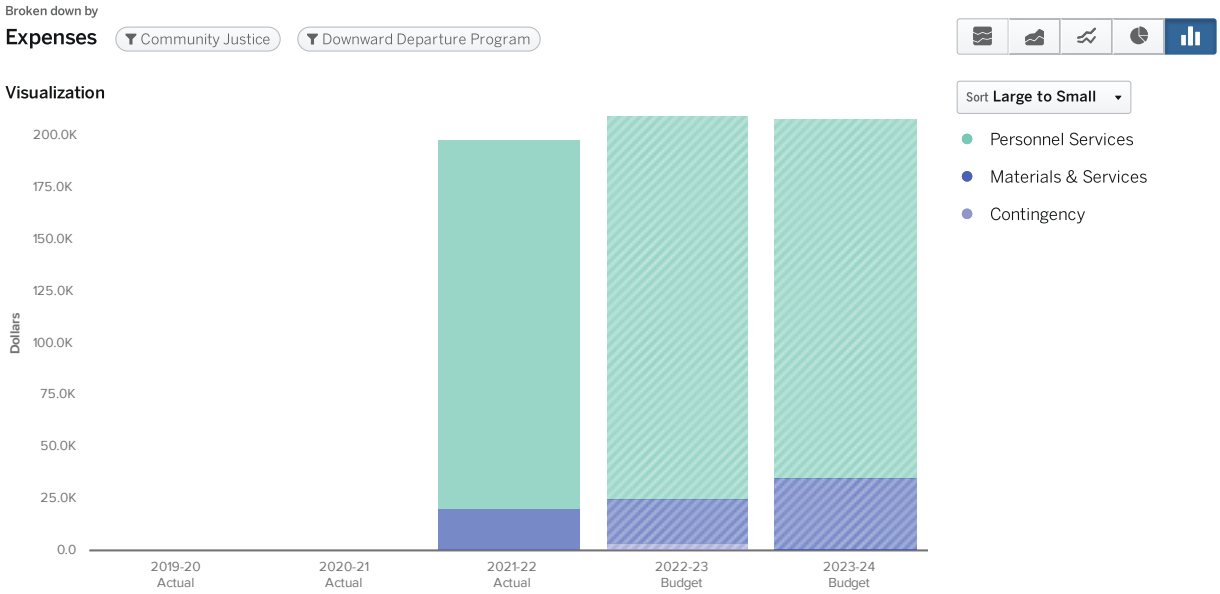

REVENUE HISTORY

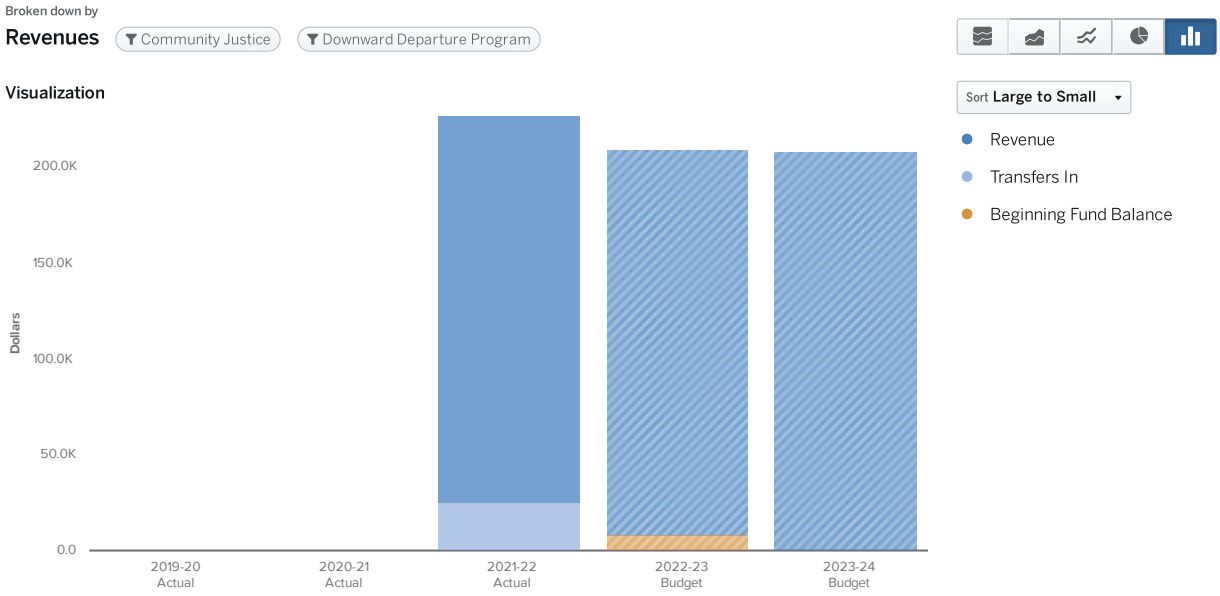

SIGNIFICANT CHANGES

None

SUPPLEMENTAL INFORMATION

None

DRUG COURT / SPECIALTY COURT

BUDGET ORG

Fund: 250 Community Justice Fund
Dept: 011 Drug Court
Category: Community Justice Services

KEY STAFF

Tony Campa, Community Justice Director

OVERVIEW

Lincoln County has three specialty courts: Drug Court, Mental Health Wellness Court and Family Support Court. The three courts are a collaborative effort with Parole and Probation, judicial department, district attorney's, public defender's and treatment providers.

Specialty Courts are problem solving courts that provide court directed supervision, mandated as an alternative to incarceration, specialty courts reduce the burden and costs of repeatedly processing low-level, non-violent offenders through the State Courts, jails, and prisons while providing offenders an opportunity to receive treatment and education.

Family Support Court may be based on child welfare allegations rather than criminal charges, per Oregon Specialty Court Standards.

MAJOR ACTIVITIES

None

FUNDING SOURCES

- Criminal Justice Commission Grant Funds
- Parole and Probation IGA Funds
- County General Funds

REVENUE & EXPENDITURE SUMMARY

Drug Court Expenses & Revenue

	2019 - 20 Actual	2020 - 21 Actual	2021 - 22 Actual	2022 - 23 Budget	2023 - 24 Budget
Revenues					
Revenue					
Intergovernmental - Federal	$0	$0	$50,714	$162,281	$96,834
Intergovernmental - State	$0	$0	$0	$40,974	$90,913
Permits & Fees	$0	$0	$14,557	$1,700	$0
REVENUE TOTAL	**$0**	**$0**	**$65,270**	**$204,955**	**$187,747**
Transfers In					
Interfund Transfers In	$0	$0	$58,942	$55,662	$58,233
TRANSFERS IN TOTAL	**$0**	**$0**	**$58,942**	**$55,662**	**$58,233**
Beginning Fund Balance					
Beginning Balance	$0	$0	$0	$4,500	-$80,415
BEGINNING FUND BALANCE TOTAL	**$0**	**$0**	**$0**	**$4,500**	**-$80,415**
REVENUES TOTAL	**$0**	**$0**	**$124,212**	**$265,117**	**$165,565**
Expenses					
Materials & Services					
Other Contract Services	$0	$0	$16,301	$91,863	$73,400
Program Expenses	$0	$0	$18,643	$48,387	$48,963
Travel	$0	$0	$17,423	$21,623	$16,500
Internal Service Charges	$0	$0	$12,535	$5,834	$9,079
Training & Professional Development	$0	$0	$6,170	$0	$0
Client Services	$0	$0	$753	$100	$2,300
MATERIALS & SERVICES TOTAL	**$0**	**$0**	**$71,824**	**$167,807**	**$150,242**
Personnel Services					
Represented	$0	$0	$61,400	$65,485	$68,708
Insurance	$0	$0	$8,777	$15,426	$10,059
Retirement	$0	$0	$7,401	$7,858	$8,245
Other Personnel Expenses	$0	$0	$7,810	$6,855	$8,726
PERSONNEL SERVICES TOTAL	**$0**	**$0**	**$85,388**	**$95,624**	**$95,738**
Contingency					
Contingency	$0	$0	$0	$1,686	$0
CONTINGENCY TOTAL	**$0**	**$0**	**$0**	**$1,686**	**$0**
EXPENSES TOTAL	**$0**	**$0**	**$157,212**	**$265,117**	**$245,980**
REVENUES LESS EXPENSES	**$0**	**$0**	**-$32,999**	**$0**	**-$80,415**

RECENT ACCOMPLISHMENTS

None

GOALS & OBJECTIVES

- Reduce recidivism.
- Reduce substance use disorder.
- Increase participants likelihood of successful rehabilitation through early, continuous and judicially supervised treatment, drug testing and community supervision and Enhanced public safety by addressing the root causes of the participants involvement in criminal activities.
- Continue to provide culturally competent, comprehensive, evidence-based services for participants.
- Provide support to reduce barriers that justice involved individuals historically have encountered in their recovery.
- Specialty court participants are required to be accountable for their behavior and to fulfill the legal responsibilities of the offenses they have committed.

DEPARTMENT METRICS

-

EXPENSE HISTORY

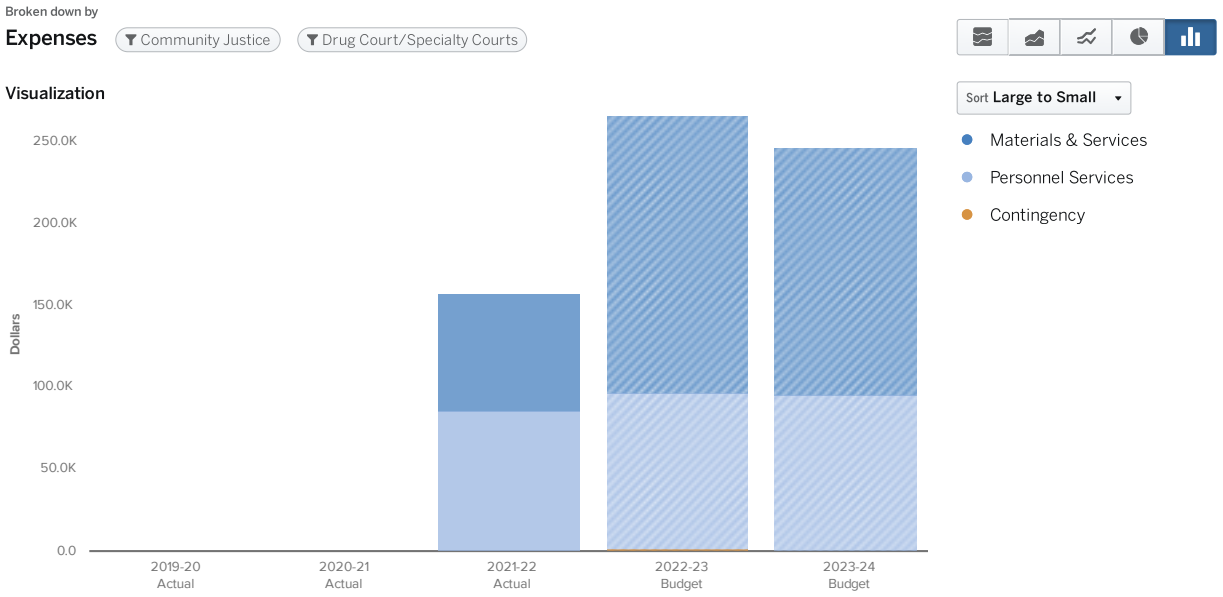

REVENUE HISTORY

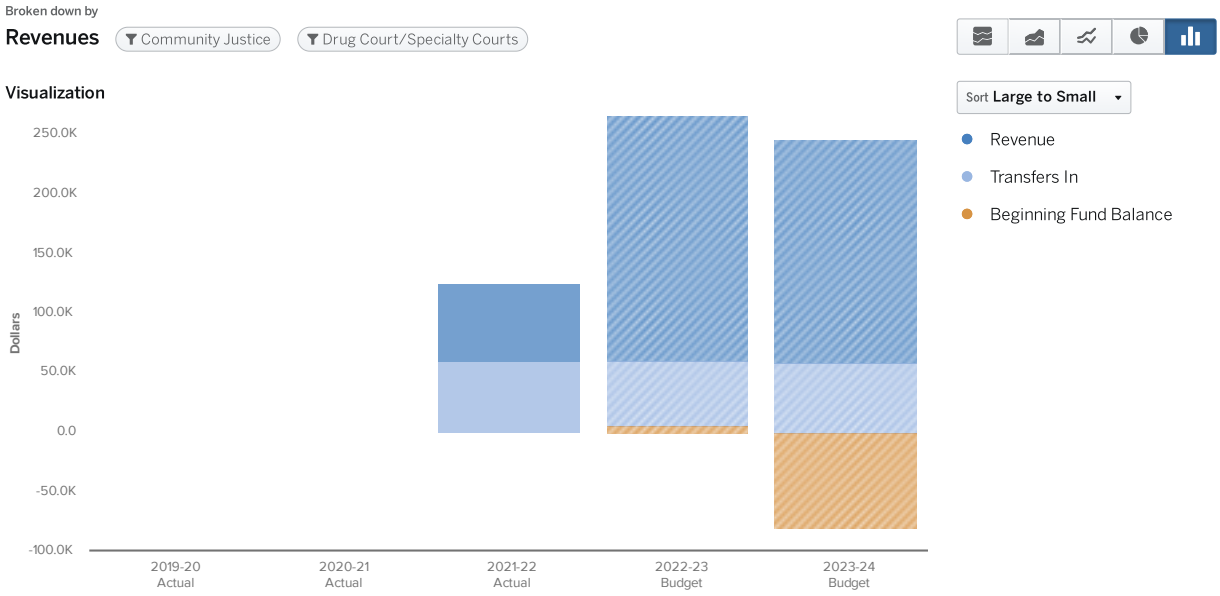

SIGNIFICANT CHANGES

None

SUPPLEMENTAL INFORMATION

None

HB3194/TRANSITIONAL HOUSING

BUDGET ORG

Fund: 250 Community Justice Fund
Dept: 125 HB3194 Funding/Transitional Housing
Category: Community Justice Services

KEY STAFF

Tony Campa, Community Justice Director

OVERVIEW

Oregon's prison rate increased by nearly 50% from 2000 to 2010. This prompted the Commission on Public Safety to analyze state sentencing policies, based on their recommendations HB 3194 passed in 2013. This grant program is "Oregon's proactive approach to spending resources more effectively by controlling prison growth and investing a portion of the avoided operational prison costs in the state's local public safety systems." Statewide as a result of reducing prison population, it is expected that this project, statewide has resulted in more than $560 million in avoided costs for Oregon by the end of the 2021-2023 biennium.

Parole services are primarily restricted to justice involved individuals who present an immediate public safety danger and are formally classified as "medium or high risk". To provide a cost-effective means of client compliance in lieu of long-term prison or jail placement, and to enhance long-term public safety by providing programs to support and aid in the transition and rehabilitation process. Inclusion of input of historically underserved communities and community partners. Program employs evidence-based curriculums. Program will use assessments to determine populations that will be served by this program. Program participants will include those charged with or convicted of property, drug, or driving offenses as well as consider and accept short-term transitional leave, if appropriate.

- Use of day reporting program and Cognitive Skills Classes
- Swift, certain and fair supervision based on risk assessments.

Housing opportunities for those in high risk/high need
Intensive supervision to promote behavior modification to address negative behaviors as quickly as possible.

The community partners in this program will assist clients enrolling in Oregon Health Plan, all while working towards imbedding equity throughout the county's criminal justice system. 10% of grant funding is allocated to community-based non-profit victim service provider(s) meeting all four required criteria: meeting the needs of the marginalized and underserved, addressing access barriers, increasing capacity for areas difficult to access, invest in trauma-informed services.

MAJOR ACTIVITIES

None

FUNDING SOURCES

- Justice Reinvestment Initiative Grant
- Parole and Probation-IGA
- Client paid housing fees

REVENUE & EXPENDITURE SUMMARY

HB 3194 Funding/ Transitional Housing Expenses & Revenues

	2019 - 20 Actual	2020 - 21 Actual	2021 - 22 Actual	2022 - 23 Budget	2023 - 24 Budget
Revenues					
Revenue					
Intergovernmental - Federal	$0	$0	$447,494	$385,583	$429,141
Charges For Services	$0	$0	$41,929	$0	$40,000
REVENUE TOTAL	**$0**	**$0**	**$489,423**	**$385,583**	**$469,141**
Beginning Fund Balance					
Beginning Balance	$0	$0	$0	$41,496	$153,491
BEGINNING FUND BALANCE TOTAL	**$0**	**$0**	**$0**	**$41,496**	**$153,491**
Transfers In					
Interfund Transfers In	$0	$0	$97,024	$0	$0
TRANSFERS IN TOTAL	**$0**	**$0**	**$97,024**	**$0**	**$0**
REVENUES TOTAL	**$0**	**$0**	**$586,447**	**$427,079**	**$622,632**
Expenses					
Personnel Services					
Non-Represented	$0	$0	$80,711	$72,756	$130,922
Represented	$0	$0	$84,776	$82,062	$87,249
Insurance	$0	$0	$44,107	$49,467	$65,052
Other Personnel Expenses	$0	$0	$21,418	$16,699	$27,731
Retirement	$0	$0	$20,107	$18,944	$25,741
Holiday & Special Rate Pay	$0	$0	$634	$360	$540
Overtime	$0	$0	$231	$500	$0
PERSONNEL SERVICES TOTAL	**$0**	**$0**	**$251,984**	**$240,788**	**$337,235**
Materials & Services					
Client Services	$0	$0	$49,007	$76,730	$0
Other Contract Services	$0	$0	$41,679	$39,751	$39,013
Office Expense	$0	$0	$26,486	$24,489	$25,000
Rent & Facilities Expense	$0	$0	$10,100	$5,000	$50,000
Program Expenses	$0	$0	$836	$19,125	$21,000
Travel	$0	$0	$0	$6,050	$6,000
Internal Service Charges	$0	$0	$566	$900	$894
MATERIALS & SERVICES TOTAL	**$0**	**$0**	**$128,673**	**$172,045**	**$141,907**
Contingency					
Contingency	$0	$0	$0	$14,246	$0
CONTINGENCY TOTAL	**$0**	**$0**	**$0**	**$14,246**	**$0**
EXPENSES TOTAL	**$0**	**$0**	**$380,657**	**$427,079**	**$479,141**
REVENUES LESS EXPENSES	**$0**	**$0**	**$205,791**	**$0**	**$143,491**

RECENT ACCOMPLISHMENTS

None

GOALS & OBJECTIVES

- Reduce recidivism
- Reducing prison usage
- Protecting Public Safety
- Holding adults on supervision accountable

EXPENSE HISTORY

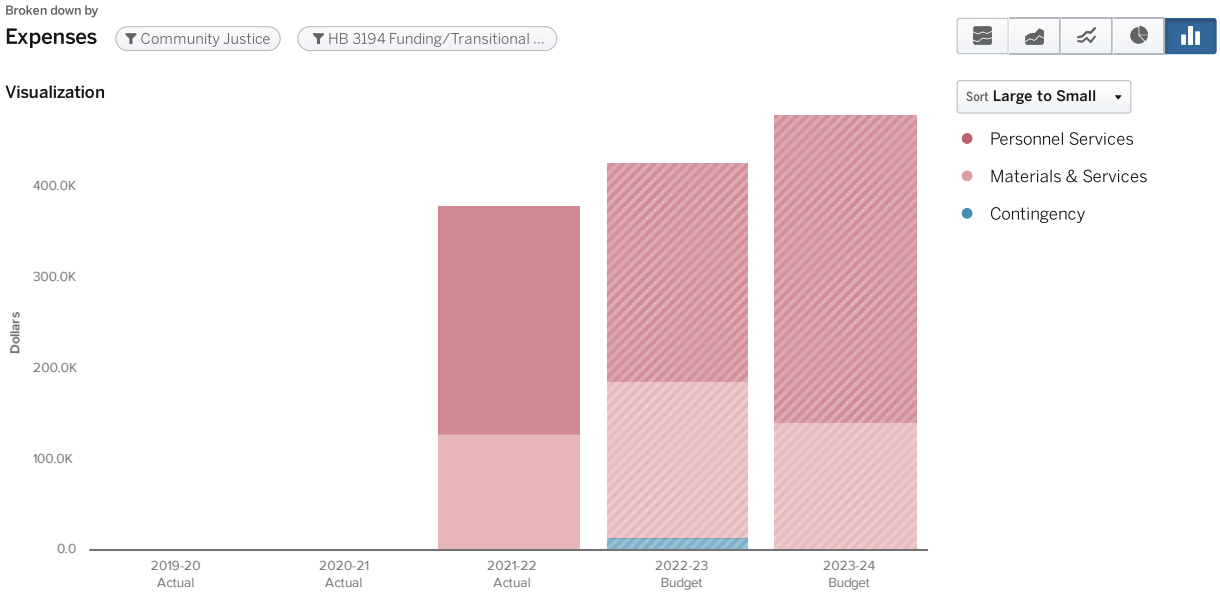

REVENUE HISTORY

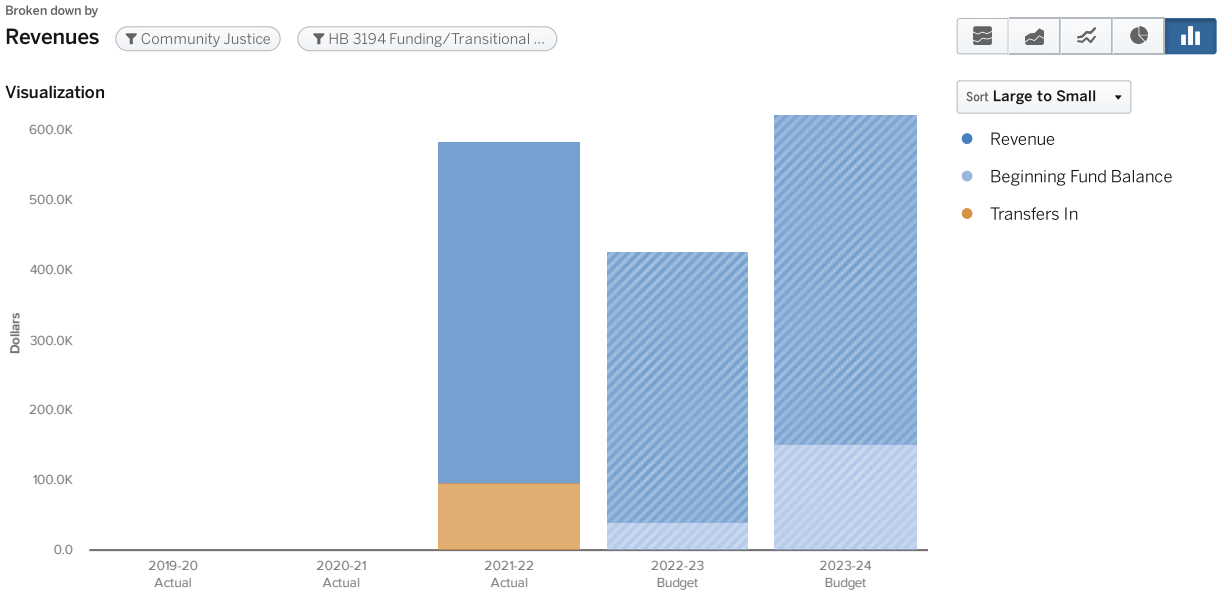

SIGNIFICANT CHANGES

None

SUPPLEMENTAL INFORMATION

None

BASIC CENTER GRANT

BUDGET ORG

Fund: 250 Community Justice Fund
Dept: 640 Juvenile Detention & Shelter/Basic Center Grant
Category: County Central Services

KEY STAFF

Tony Campa, Community Justice Director

OVERVIEW

The Youth Tides RHY program grant is for a youth shelter program for runaway and homeless youth who were subjected to or are at risk of being subjected to sexual abuse, prostitution, sexual exploitation, severe forms of trafficking, or sex trafficking. The service population for 13-17 providing street level outreach services, linkage to services as well 21-day emergency shelter services.

MAJOR ACTIVITIES

- Community Protection
- Holding Youth Accountable for their actions
- Prevention
- Safe Housing/Shelter Services for youth

FUNDING SOURCES

- General Funds HHS-Administration for Children and Families
- Oregon Youth Authority
- Oregon Department of Human Services

REVENUE & EXPENDITURE SUMMARY

Juvenile Detention & Shelter/ Basic Center

	2019 - 20 Actual	2020 - 21 Actual	2021 - 22 Actual	2022 - 23 Budget	2023 - 24 Budget
Revenues					
Revenue					
Intergovernmental - Federal	$0	$50,000	$80,171	$200,000	$30,000
REVENUE TOTAL	**$0**	**$50,000**	**$80,171**	**$200,000**	**$30,000**
Transfers In	$0	$16,667	$22,222	$0	$5,555
Beginning Fund Balance	$0	$0	-$46,212	$4,029	-$146,622
REVENUES TOTAL	**$0**	**$66,667**	**$56,181**	**$204,029**	**-$111,067**
Expenses					
Personnel Services					
Represented	$0	$34,158	$58,409	$88,967	$23,794
Insurance	$0	$16,983	$22,324	$44,167	$16,765
Non-Represented	$0	$16,139	$20,831	$0	$8,727
Other Personnel Expenses	$0	$6,311	$10,510	$11,039	$4,132
Retirement	$0	$5,620	$9,064	$11,708	$3,635
Holiday & Special Rate Pay	$0	$54	$75	$0	$36
PERSONNEL SERVICES TOTAL	**$0**	**$79,265**	**$121,213**	**$155,881**	**$57,090**
Materials & Services					
Internal Service Charges	$0	$10,317	$13,773	$20,900	$195
Program Expenses	$0	$19,121	$4,175	$7,000	$0
Training & Professional Development	$0	$458	$383	$11,000	$0
Travel	$0	$20	$462	$5,000	$0
Office Expense	$0	$9	$0	$4,247	$0
Other Contract Services	$0	$150	$0	$0	$0
Furniture & Equipment <$10K	$0	$62	$0	$0	$0
MATERIALS & SERVICES TOTAL	**$0**	**$30,138**	**$18,794**	**$48,147**	**$195**
Contingency	$0	$0	$0	$1	$0
EXPENSES TOTAL	**$0**	**$109,402**	**$140,007**	**$204,029**	**$57,285**
REVENUES LESS EXPENSES	**$0**	**-$42,735**	**-$83,826**	**$0**	**-$168,352**

RECENT ACCOMPLISHMENTS

- Partner with Lincoln County School District to provide prevention education.
- Community Outreach
- Implement Cultural Enrichment Opportunities

GOALS & OBJECTIVES

- Enhancing outcomes for youth- social and emotional well-being, permanent connections, education or employment, safe stable housing.

DEPARTMENT METRICS

-

EXPENSE HISTORY

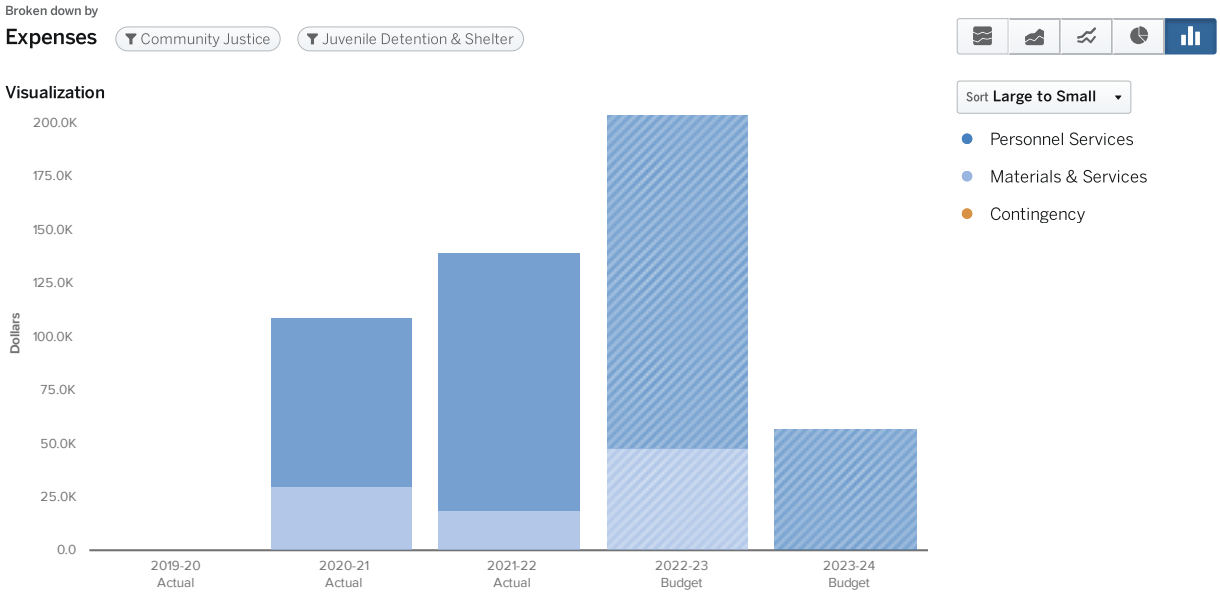

REVENUE HISTORY

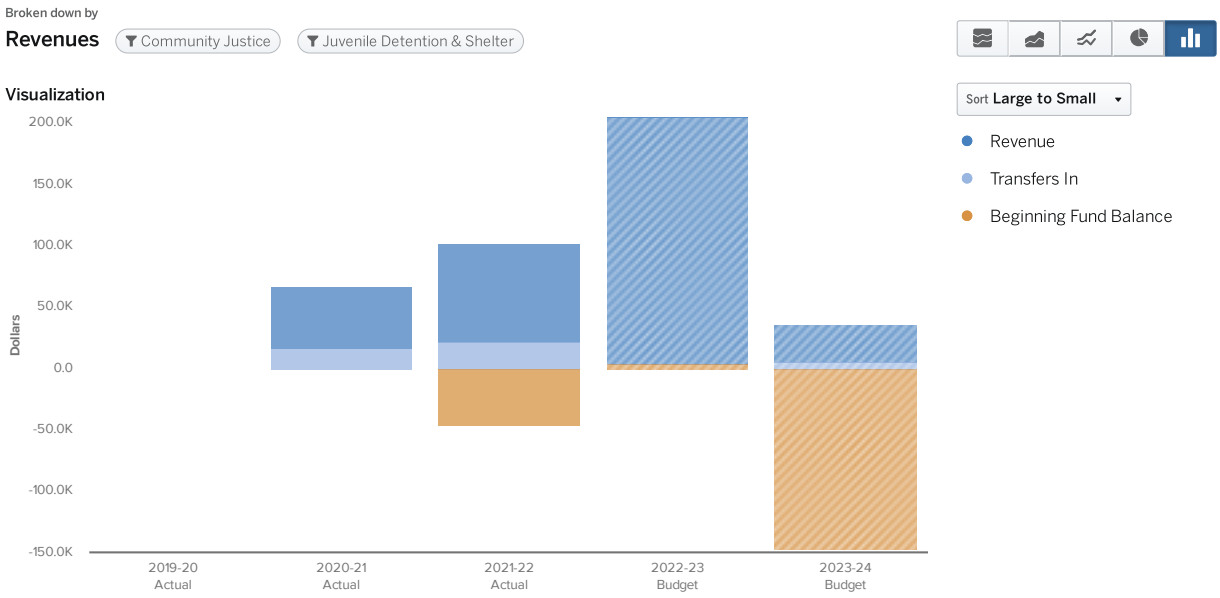

SIGNIFICANT CHANGES

- Senate Bill 575 changed the rules for expunction of qualifying juvenile records, this went into effect January 2, 2022.

SUPPLEMENTAL INFORMATION

None

PUBLIC WORKS FUND

OVERVIEW

The public works fund (sometimes referred to as the Roads fund) contains the Engineering, Fleet, and Road Services departments. It also houses the administrative oversight for the Parks and Facilities Maintenance programs in the General Fund.

MAJOR ACTIVITIES

- Engineering
- Fleet
-

FUNDING SOURCES

- Revenue
  - State Motor Vehicle Fees
  - Federal Forestry Sales Revenue
  - Other Funds received from the Federal & State Government
- Fees for Services
- Cost reimbursements from other Funds
- Transfers from other Funds
- Beginning Balances and Reserves

BUDGET SUMMARY

Public Works Fund Summary

	2019 - 20 Actual	2020 - 21 Actual	2021 - 22 Actual	2022 - 23 Budget	2023 - 24 Budget
Revenues					
Beginning Fund Balance	$12,346,975	$10,076,964	$8,812,121	$8,708,851	$9,313,307
Revenue					
Intergovernmental - State	$3,616,551	$5,055,459	$4,629,262	$4,709,091	$4,715,197
Intergovernmental - Federal	$846,753	$757,170	$2,260,226	$2,971,976	$2,682,153
Charges For Services	$1,041,059	$991,282	$1,083,799	$1,050,453	$1,050,000
Miscellaneous	$230,941	$190,121	$132,584	$420,420	$195,729
Intergovernmental - Other	$0	$0	$10,082	$0	$0
REVENUE TOTAL	**$5,735,304**	**$6,994,033**	**$8,115,953**	**$9,151,940**	**$8,643,079**
REVENUES TOTAL	**$18,082,279**	**$17,070,996**	**$16,928,073**	**$17,860,791**	**$17,956,386**
Expenses					
Personnel Services	$3,144,366	$3,282,411	$3,382,639	$3,887,820	$3,875,831
Unappropriated	$0	$0	$0	$7,500,000	$7,500,000
Materials & Services	$2,817,634	$2,510,549	$2,733,079	$2,927,082	$3,238,495
Capital Expenditures	$1,870,286	$2,438,096	$675,197	$3,303,657	$2,842,852
Contingency	$0	$0	$0	$216,469	$471,000
Transfers Out	$171,630	$21,630	$22,638	$22,711	$24,959
Debt Service	$3,120	$3,052	$3,082	$3,052	$3,249
EXPENSES TOTAL	**$8,007,035**	**$8,255,738**	**$6,816,635**	**$17,860,791**	**$17,956,386**
REVENUES LESS EXPENSES	**$10,075,243**	**$8,815,259**	**$10,111,438**	**$0**	**$0**

ENGINEERING DEPARTMENT

FLEET SERVICES

ROADS SERVICES

ENGINEERING

BUDGET ORG

Fund: 201 Public Works Fund
Dept: 301 Engineering
Category: Community Services

KEY STAFF

Roy Kinion, Public Works Director
Andrew J. Blair, County Engineer

OVERVIEW

The Engineering staff provides direction and leadership in establishing and accomplishing Road Department goals. They provide short and long-range project planning for the maintenance, construction and reconstruction of county roads and bridges. The Engineering staff also provides project engineering, feasibility studies, traffic and operations engineering while also administering road and bridge contracts.

MAJOR ACTIVITIES

- Project Engineering
- Administrative and clerical services
- Personnel Management
- Technical assistance to the public

FUNDING SOURCES

- State Motor Vehicle Fees
- Federal Forestry Sales

REVENUE & EXPENDITURE SUMMARY

Roads - Engineers Office Expenses & Revenues

	2019 - 20 Actual	2020 - 21 Actual	2021 - 22 Actual	2022 - 23 Budget	2023 - 24 Budget
Revenues					
Beginning Fund Balance					
Beginning Balance	$12,346,975	$10,076,964	$8,812,121	$8,708,851	$9,313,307
BEGINNING FUND BALANCE TOTAL	**$12,346,975**	**$10,076,964**	**$8,812,121**	**$8,708,851**	**$9,313,307**
Revenue					
Intergovernmental - State	$3,616,551	$5,055,459	$4,629,262	$4,709,091	$4,715,197
Intergovernmental - Federal	$837,419	$757,170	$1,971,177	$1,524,326	$1,234,503
Charges For Services	$1,041,059	$991,282	$1,083,799	$1,050,453	$1,050,000
Miscellaneous	$230,941	$190,121	$132,584	$420,420	$195,729
Intergovernmental - Other	$0	$0	$10,082	$0	$0
REVENUE TOTAL	**$5,725,970**	**$6,994,033**	**$7,826,903**	**$7,704,290**	**$7,195,429**
REVENUES TOTAL	**$18,072,945**	**$17,070,996**	**$16,639,024**	**$16,413,141**	**$16,508,736**
Expenses					
Personnel Services					
Non-Represented	$440,851	$437,366	$475,027	$426,779	$461,599
Insurance	$76,245	$77,463	$101,210	$132,553	$130,644
Other Personnel Expenses	$44,157	$48,079	$55,317	$74,660	$62,168
Retirement	$51,919	$51,566	$56,051	$50,455	$54,176
Part Time	$2,400	$2,213	$1,380	$10,000	$5,000
Overtime	$93	$512	$2,384	$1,000	$1,000
Holiday & Special Rate Pay	$495	$360	$375	$360	$360
PERSONNEL SERVICES TOTAL	**$616,160**	**$617,559**	**$691,744**	**$695,807**	**$714,947**
Materials & Services					
Internal Service Charges	$505,877	$442,328	$492,642	$427,100	$501,625
Other Contract Services	$44,179	$40,700	$26,423	$55,000	$63,000
Office Expense	$14,661	$13,979	$14,082	$15,600	$16,047
IT Software & Equipment	$4,423	$8,446	$9,617	$10,000	$10,000
Furniture & Equipment <$10K	$5,106	$8,351	$2,860	$12,000	$8,000
Training & Professional Development	$2,565	$2,345	$2,315	$3,950	$5,950
Rent & Facilities Expense	$2,430	$2,751	$2,766	$2,700	$2,700
Program Expenses	$104	$1,075	$1,139	$750	$1,250
Travel	$258	$0	$57	$2,200	$0
MATERIALS & SERVICES TOTAL	**$579,603**	**$519,976**	**$551,900**	**$529,300**	**$608,572**
Debt Service					
Debt Service	$3,120	$3,052	$3,082	$3,052	$3,249
DEBT SERVICE TOTAL	**$3,120**	**$3,052**	**$3,082**	**$3,052**	**$3,249**
EXPENSES TOTAL	**$1,198,883**	**$1,140,587**	**$1,246,726**	**$1,228,159**	**$1,326,768**
REVENUES LESS EXPENSES	**$16,874,062**	**$15,930,410**	**$15,392,299**	**$15,184,982**	**$15,181,968**

RECENT ACCOMPLISHMENTS

- Successfully delivered Asphalt Overlay Paving project paving Sturdevant Road, Skelton Road and John Nye Road
- Administered annual longitudinal striping project
- Applied for and received Federal Land Access Program grant

GOALS & OBJECTIVES

- Complete Cougar Creek Culvert Replacement Project-Summer 2023
- Continue Asphalt Overlay Program

DEPARTMENT METRICS

- Lincoln County Engineering Department provides technical oversight for 6 County Departments
- Provides technical assistance to 30 Special Road Districts within Lincoln County

EXPENSE HISTORY

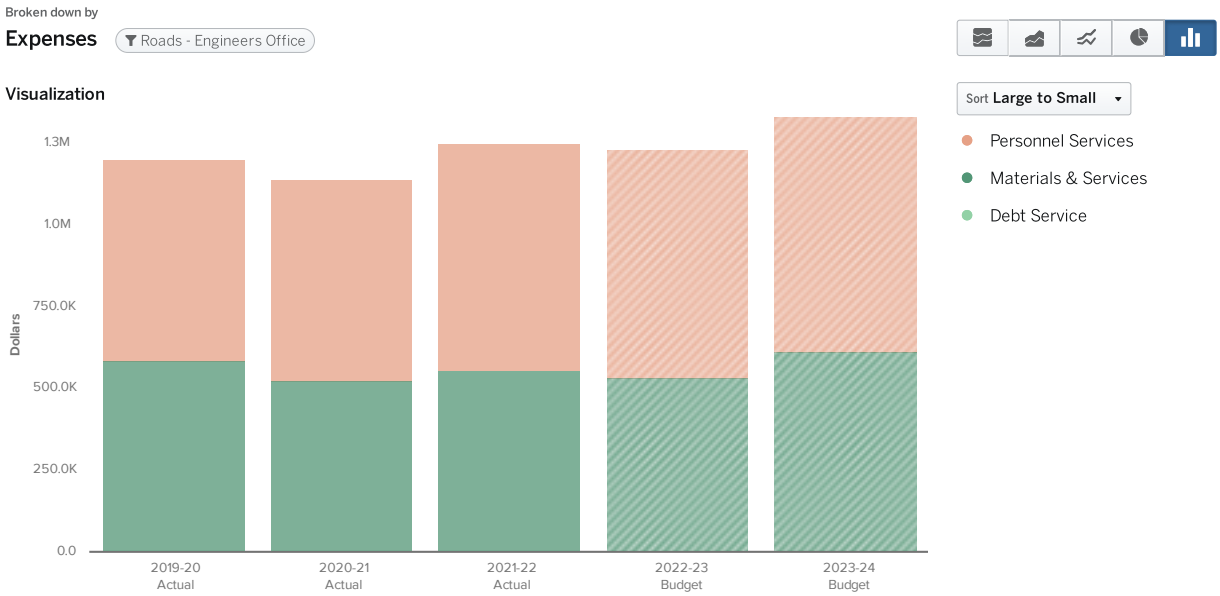

REVENUE HISTORY

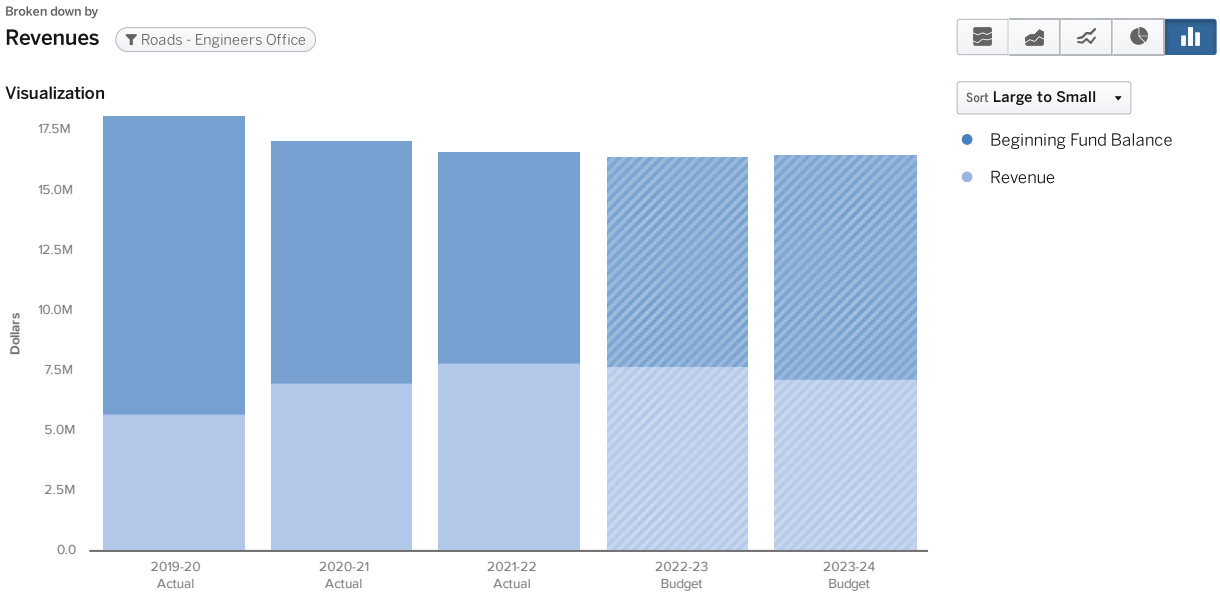

SIGNIFICANT CHANGES

- Hired new County Engineer in May 2022 to replace vacated position

SUPPLEMENTAL INFORMATION

None



FLEET SERVICES

BUDGET ORG

Fund: 201 Public Works Fund
Dept: 302 Fleet Services
Category: Community Services

KEY STAFF

Roy Kinion, Public Works Director
Mark Malnack, Fleet Manager

OVERVIEW

Fleet Services provides maintenance and repair to all of the County Road and General Fund equipment while also maintaining the Transit bus fleet and equipment for outside agencies. The work includes preventative maintenance performed at regular intervals while also maintaining the appearance and function of County Road and General Fund equipment. This department also operates Lincoln County's fueling facility.

MAJOR ACTIVITIES

- Preventative vehicle maintenance at regular intervals
- Contracting outside maintenance as needed
- Providing service to the Transit bus fleet

FUNDING SOURCES

- Fleet Services to Outside Agencies
- State Motor Vehicle Fees
- Federal Forestry Sales

REVENUE & EXPENDITURE SUMMARY

Fleet Services Expenses & Revenues

	2019 - 20 Actual	2020 - 21 Actual	2021 - 22 Actual	2022 - 23 Budget	2023 - 24 Budget
Expenses					
Materials & Services					
Program Expenses	$979,881	$892,507	$1,171,038	$1,176,000	$1,152,000
Office Expense	$44,073	$45,308	$53,002	$50,540	$52,249
Other Contract Services	$38,736	$38,595	$36,277	$30,000	$32,000
Furniture & Equipment <$10K	$11,140	$2,868	$2,864	$10,000	$7,500
Rent & Facilities Expense	$0	$0	$13,440	$5,500	$5,500
Internal Service Charges	$700	$1,800	$1,800	$1,800	$1,885
Travel	$0	$0	$0	$1,500	$1,500
Training & Professional Development	$15	$225	$0	$1,000	$400
MATERIALS & SERVICES TOTAL	**$1,074,545**	**$981,303**	**$1,278,421**	**$1,276,340**	**$1,253,034**
Personnel Services					
Represented	$274,795	$281,253	$294,196	$312,846	$331,999
Insurance	$101,803	$108,089	$121,544	$126,009	$144,786
Non-Represented	$92,544	$93,006	$96,260	$98,898	$101,651
Other Personnel Expenses	$42,766	$47,786	$46,873	$57,576	$51,356
Retirement	$41,654	$42,944	$44,969	$46,874	$48,321
Holiday & Special Rate Pay	$6,282	$10,858	$11,167	$8,720	$8,720
Overtime	$147	$376	$70	$750	$750
PERSONNEL SERVICES TOTAL	**$559,990**	**$584,311**	**$615,079**	**$651,673**	**$687,582**
EXPENSES TOTAL	**$1,634,535**	**$1,565,615**	**$1,893,500**	**$1,928,013**	**$1,940,616**
REVENUES LESS EXPENSES	**-$1,634,535**	**-$1,565,615**	**-$1,893,500**	**-$1,928,013**	**-$1,940,616**

RECENT ACCOMPLISHMENTS

- Refurbished Transit bus body control module within Fleet Services shop saving Transit Department funds

GOALS & OBJECTIVES

- Will be replacing fuel pumps at the County fueling facility
- Will be replacing the Diesel Exhaust Fuel tank at the County fueling facility

DEPARTMENT METRICS

- Lincoln County Fleet Services perform maintenance on 300 vehicles
- Fleet Services performs maintenance on 30-35 vehicles a week

EXPENSE HISTORY

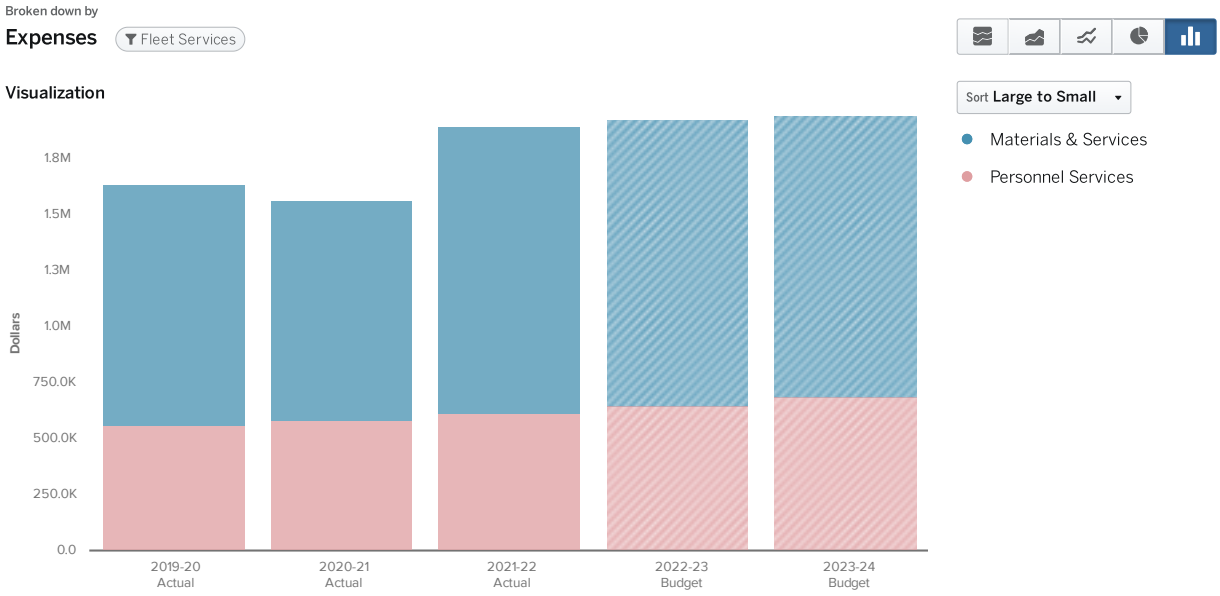

SIGNIFICANT CHANGES

None

SUPPLEMENTAL INFORMATION

None

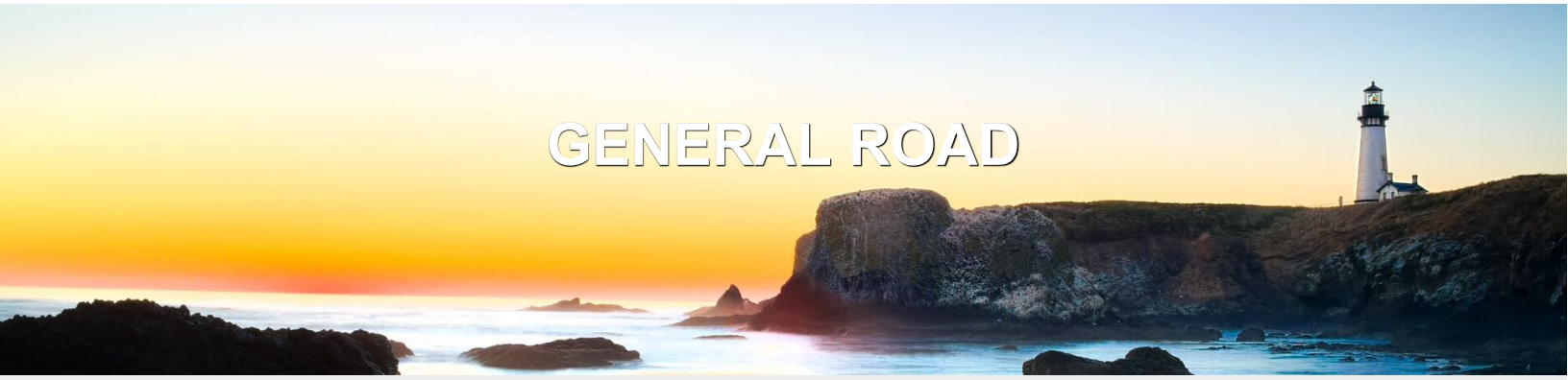

GENERAL ROAD

BUDGET ORG

Fund: 201 Public Works Fund
Dept: 303 General Road
Category: Public Work Services

KEY STAFF

Roy Kinion, Public Works Director
Clint Blaser, Road Maintenance Supervisor
Kelly Foley, Bridge Maintenance-Permits Supervisor

OVERVIEW

The County Road Department operates and maintains the Lincoln County Road system which is made up of 340 miles of roads and 85 bridges. Maintenance of the system includes the installation of culverts, roadside drainage facilities, various other devices for safe travel, as well as the maintenance of the travelled surface. The Road Department is also responsible to respond to public emergencies such as high winds, floods, snow and ice as necessary.

MAJOR ACTIVITIES

- Respond to emergencies as necessary and appropriate
- Remove road hazards to allow for safe travel
- Maintain road surfaces and drainage facilities
- Maintain County bridges

FUNDING SOURCES

- State Motor Vehicle Fees
- Federal Forestry Sales

REVENUE & EXPENDITURE SUMMARY

Roads - General Maintenance Expenses & Revenues

	2019 - 20 Actual	2020 - 21 Actual	2021 - 22 Actual	2022 - 23 Budget	2023 - 24 Budget
Revenues					
Revenue					
Intergovernmental - Federal	$9,334	$0	$289,049	$1,447,650	$1,447,650
REVENUE TOTAL	**$9,334**	**$0**	**$289,049**	**$1,447,650**	**$1,447,650**
REVENUES TOTAL	**$9,334**	**$0**	**$289,049**	**$1,447,650**	**$1,447,650**
Expenses					
Unappropriated					
Unappropriated	$0	$0	$0	$7,500,000	$7,500,000
UNAPPROPRIATED TOTAL	**$0**	**$0**	**$0**	**$7,500,000**	**$7,500,000**
Personnel Services					
Represented	$859,981	$908,907	$876,401	$1,078,122	$1,100,131
Insurance	$385,601	$391,669	$420,719	$472,488	$450,045
Other Personnel Expenses	$222,017	$244,296	$196,787	$318,929	$193,740
Non-Represented	$184,492	$190,020	$202,118	$211,818	$221,164
Holiday & Special Rate Pay	$161,802	$147,488	$182,152	$200,720	$280,720
Retirement	$135,867	$140,074	$143,180	$177,263	$146,502
Part Time	$0	$41,244	$32,443	$50,000	$50,000
Overtime	$18,456	$16,842	$22,017	$31,000	$31,000
PERSONNEL SERVICES TOTAL	**$1,968,216**	**$2,080,541**	**$2,075,817**	**$2,540,340**	**$2,473,302**
Capital Expenditures					
Capital Expenditures	$1,870,286	$2,438,096	$675,197	$3,303,657	$2,842,852
CAPITAL EXPENDITURES TOTAL	**$1,870,286**	**$2,438,096**	**$675,197**	**$3,303,657**	**$2,842,852**
Materials & Services					
Other Contract Services	$916,063	$834,986	$676,159	$785,442	$999,995
Program Expenses	$163,809	$90,353	$141,354	$230,000	$239,498
Internal Service Charges	$56,559	$68,067	$69,293	$77,800	$111,498
Rent & Facilities Expense	$12,910	$4,239	$539	$8,500	$7,500
Furniture & Equipment <$10K	$5,296	$4,698	$5,402	$7,400	$7,398
Client Services	$4,734	$4,074	$5,298	$4,500	$4,500
Office Expense	$3,658	$2,853	$2,118	$3,300	$2,050
Training & Professional Development	$457	$0	$1,100	$2,250	$2,200
Travel	$0	$0	$1,495	$2,250	$2,250
MATERIALS & SERVICES TOTAL	**$1,163,486**	**$1,009,269**	**$902,758**	**$1,121,442**	**$1,376,889**
Contingency					
Contingency	$0	$0	$0	$216,469	$471,000
CONTINGENCY TOTAL	**$0**	**$0**	**$0**	**$216,469**	**$471,000**
Transfers Out					
Transfers	$171,630	$21,630	$22,638	$22,711	$24,959
TRANSFERS OUT TOTAL	**$171,630**	**$21,630**	**$22,638**	**$22,711**	**$24,959**
EXPENSES TOTAL	**$5,173,617**	**$5,549,536**	**$3,676,410**	**$14,704,619**	**$14,689,002**
REVENUES LESS EXPENSES	**-$5,164,283**	**-$5,549,536**	**-$3,387,360**	**-$13,256,969**	**-$13,241,352**

RECENT ACCOMPLISHMENTS

- Successfully prepared 7 miles of paved road for new asphalt overlay.

GOALS & OBJECTIVES

- To provide a safe and efficient road system for the travelling public
- Continue to keep County Roads open during hazardous weather events

DEPARTMENT METRICS

- Lincoln County Road Department grades and gravels 140 miles of gravel road using 3 road graders and 6 rock trucks
- Lincoln County Road Department maintains 200 miles of paved road

EXPENSE HISTORY

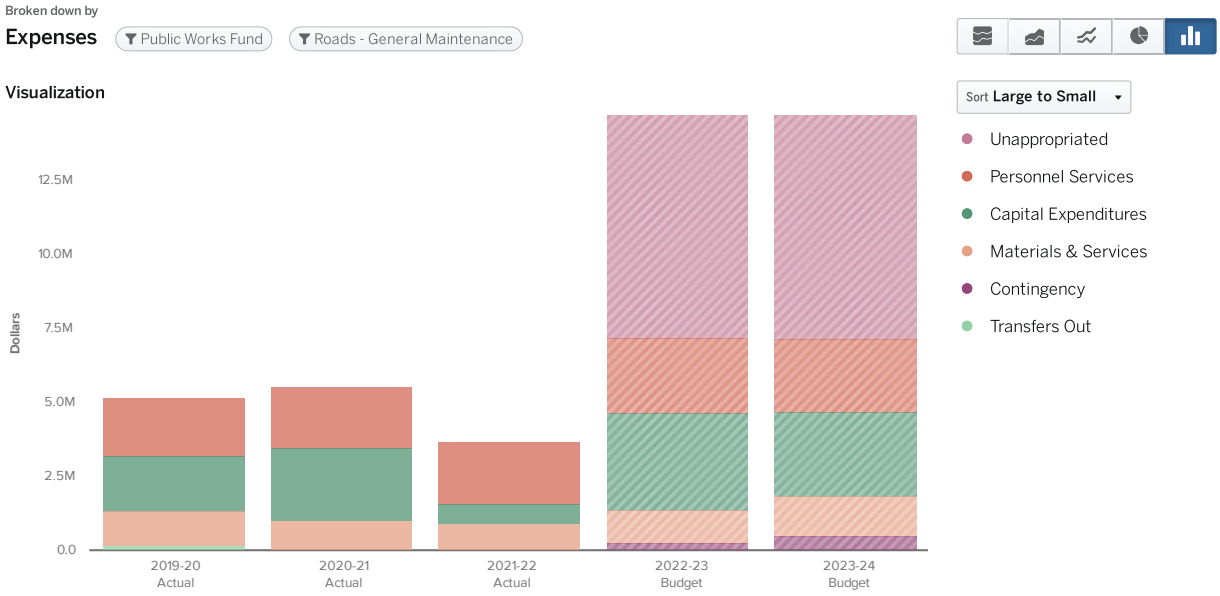

REVENUE HISTORY

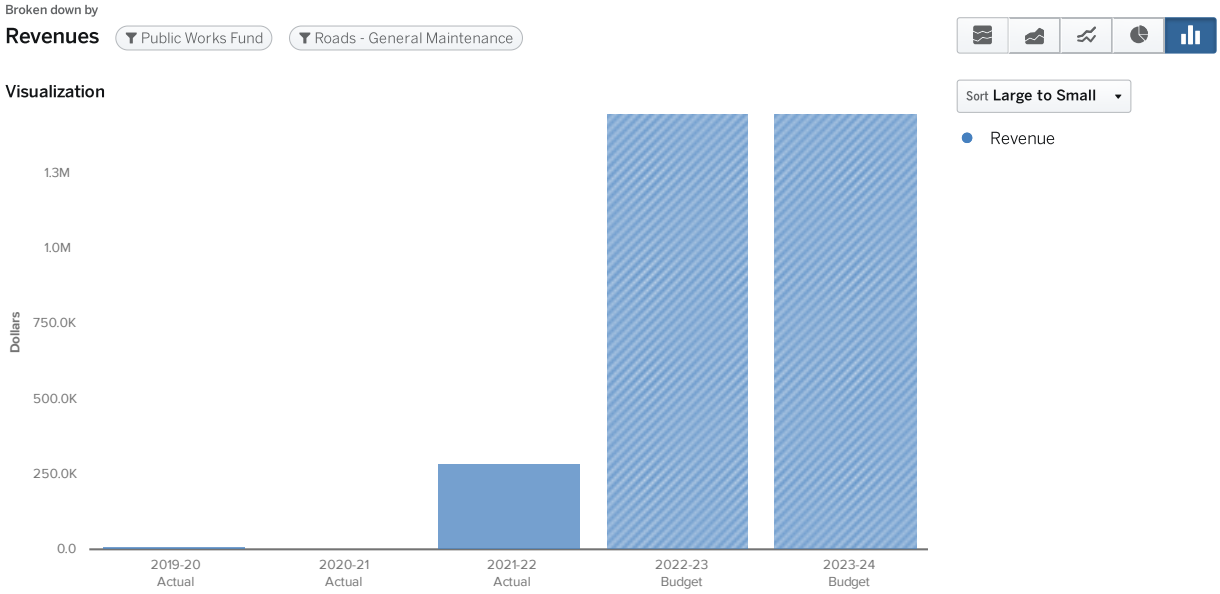

SIGNIFICANT CHANGES

- Hired 2 new Road Maintenance workers to fill vacated positions

SUPPLEMENTAL INFORMATION

None

CAPITAL PROJECTS FUND

BUDGET ORG

Fund: 219 Capital Projects Fund
Dept: Multiple
Category: Capital Projects

KEY STAFF

Tim Johnson, County Administrator
Christina Shearer, Finance Director

OVERVIEW

The Capital Projects fund contains several self contained departments for the purpose of acquiring or constructing capital assets over multiple fiscal years. These can be facilities, major software installations, or equipment. Each department is it's own self balancing project with beginning balances (if appropriate), revenues, expenditures, and contingencies. Road and Bridge projects are not contained in this fund; they are managed within the Public Works Fund.

MAJOR ACTIVITIES

- County Commons Construction
- Transit Center
- Animal Shelter
- HHS Facilities
- IT Infrastructure Investment

FUNDING SOURCES

- Debt Issuance Proceeds
- Special Purpose or Special District Funds
- Internal Service Charges

REVENUE & EXPENDITURE SUMMARY

Capital Projects Fund - Summary

	2019 - 20 Actual	2020 - 21 Actual	2021 - 22 Actual	2022 - 23 Budget	2023 - 24 Budget
Revenues					
Beginning Fund Balance	$2,274,957	$6,112,101	$11,163,490	$10,980,720	$10,152,777
Transfers In	$4,013,000	$0	$0	$528,254	$8,202,604
Revenue	$13,076	$5,006,377	$556,572	$0	$0
Interfund Revenue	$0	$88,042	$72,252	$100,000	$120,000
REVENUES TOTAL	**$6,301,033**	**$11,206,520**	**$11,792,314**	**$11,608,974**	**$18,475,381**
Expenses					
Capital Expenditures	$269,499	$0	$825,142	$8,048,254	$12,757,357
Contingency	$0	$0	$0	$2,310,293	$4,218,024
Materials & Services	$69,433	$40,630	$284,694	$1,250,427	$1,500,000
EXPENSES TOTAL	**$338,932**	**$40,630**	**$1,109,836**	**$11,608,974**	**$18,475,381**
REVENUES LESS EXPENSES	**$5,962,101**	**$11,165,890**	**$10,682,478**	**$0**	**$0**

PROJECT SUMMARY

Capital Projects by Department

	2019 - 20 Actual	2020 - 21 Actual	2021 - 22 Actual	2022 - 23 Budget	2023 - 24 Budget
Transit Center Project	$0	$0	$0	$4,278,254	$4,985,000
Animal Shelter Buildiing Project	$292,932	$3,727	$100,694	$2,757,068	$3,930,036
Commons Capital Improvement Project	$0	$0	$0	$0	$6,967,604
HHS Facility Project	$0	$0	$407,592	$1,930,128	$1,231,437
It Infrastructure Projects	$0	$0	$309,887	$863,097	$638,504
Storage Facility Project	$0	$0	$0	$1,450,000	$0
Echo Mountain Road Remediation	$0	$0	$0	$0	$500,000
Parking Lot Improvement Project	$0	$0	$0	$225,000	$222,800
A & T Software Project	$46,000	$0	$184,000	$105,427	$0
Courthouse Roof Replacement	$0	$0	$107,663	$0	$0
Unallocated Debt Proceeds	$0	$36,903	$0	$0	$0
TOTAL	**$338,932**	**$40,630**	**$1,109,836**	**$11,608,974**	**$18,475,381**

RECENT ACCOMPLISHMENTS

- Completion of Assessment & Taxation software implementation in FY23

ACTIVE PROJECTS

- HHS Facilities
- Echo Mountain Road Remediation
- Transit Center
- Animal Shelter
- Commons Capital Improvements
- IT Infrastructure

INACTIVE DEPARTMENT

Department 990 - Unallocated Debt Proceeds is only used when the County issues debt in connection with a capital project. For FY24, this department is not in use.

SIGNIFICANT CHANGES

- New Projects for FY24
  - Commons Capital Improvements
  - Echo Mountain Road Remediation Project
- Completed or Cancelled Projects (see Closed Departments)
  - Courthouse Roof Replacement
  - Parking Lot Improvement
  - A&T Software Project
  - Storage Facility Project

DEPARTMENT METRICS

To be determined

SUPPLEMENTAL INFORMATION

COMMONS CAPITAL IMPROVEMENTS

BUDGET ORG

Fund: 219 Capital Projects Fund
Dept: 390 Commons Capital Improvements
Category: Capital Projects

KEY STAFF

Tim Johnson, County Administrator

OVERVIEW

None

MAJOR ACTIVITIES

- None

FUNDING SOURCES

- None

REVENUE & EXPENDITURE SUMMARY

Commons Cap Imp Budget Summary

	2019 - 20 Actual	2020 - 21 Actual	2021 - 22 Actual	2022 - 23 Budget	2023 - 24 Budget
Revenues					
Transfers In	$0	$0	$0	$0	$6,967,604
REVENUES TOTAL	**$0**	**$0**	**$0**	**$0**	**$6,967,604**
Expenses					
Capital Expenditures					
Capital Expenditures					
Structures & Improvements	$0	$0	$0	$0	$5,324,084
CAPITAL EXPENDITURES TOTAL	**$0**	**$0**	**$0**	**$0**	**$5,324,084**
CAPITAL EXPENDITURES TOTAL	**$0**	**$0**	**$0**	**$0**	**$5,324,084**
Contingency	$0	$0	$0	$0	$1,393,520
Materials & Services	$0	$0	$0	$0	$250,000
EXPENSES TOTAL	**$0**	**$0**	**$0**	**$0**	**$6,967,604**
REVENUES LESS EXPENSES	**$0**	**$0**	**$0**	**$0**	**$0**

RECENT ACCOMPLISHMENTS

- None

GOALS & OBJECTIVES

- None

DEPARTMENT METRICS

None

EXPENSE HISTORY

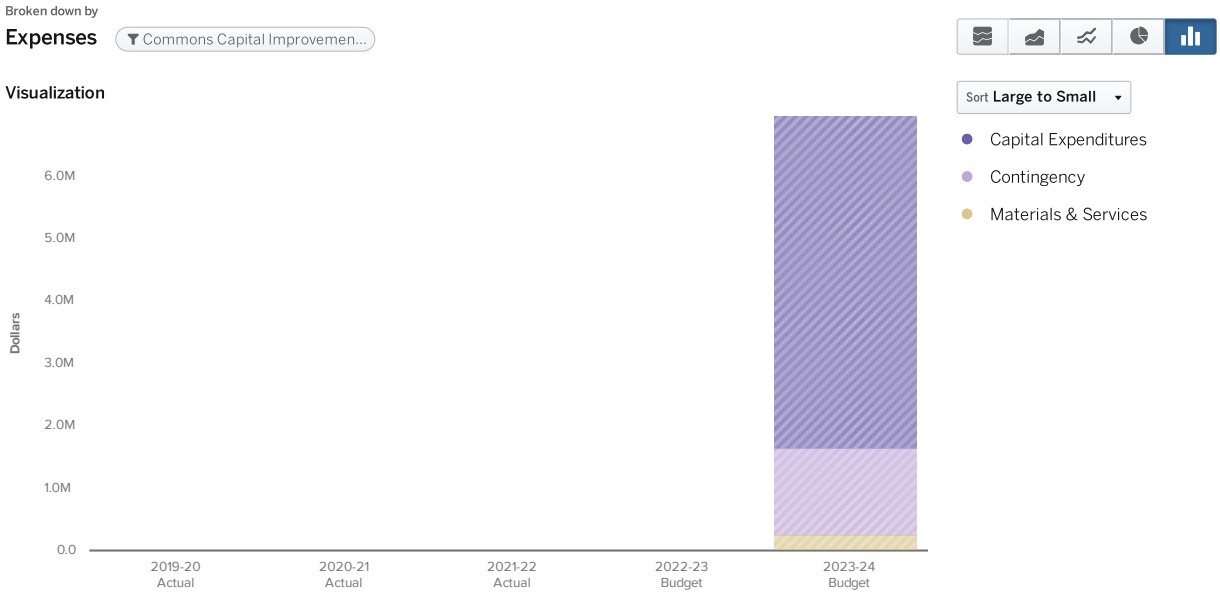

REVENUE HISTORY

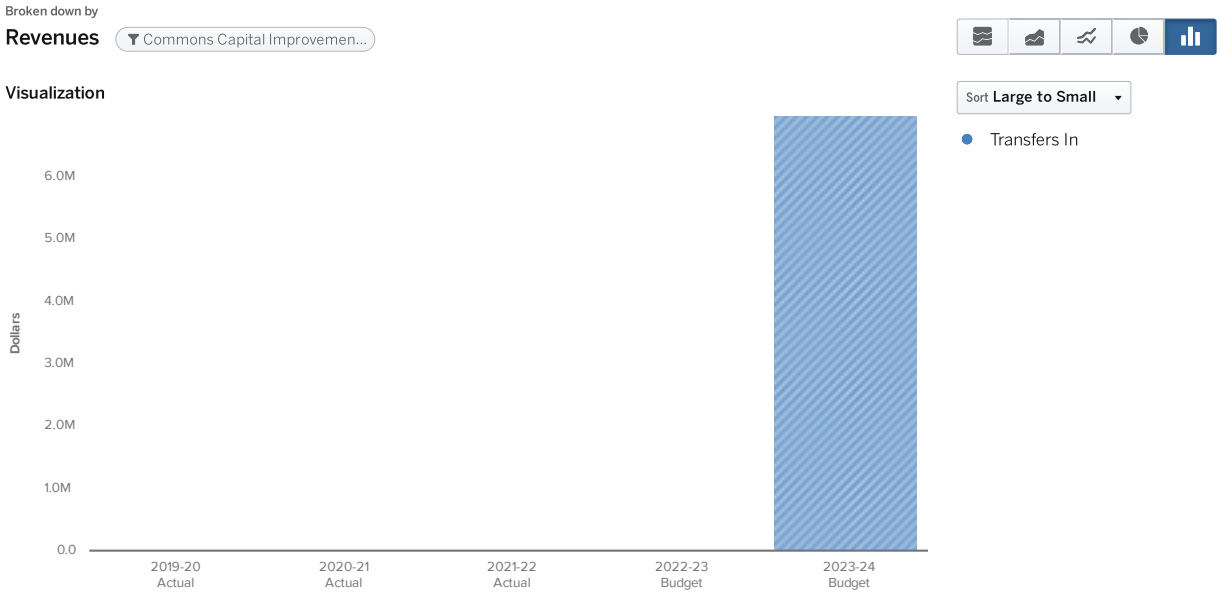

SIGNIFICANT CHANGES

None

SUPPLEMENTAL INFORMATION

None

BUDGET ORG

Fund: 219 Capital Projects Fund
Dept: 300 Animal Shelter
Category: Capital Projects

KEY STAFF

Tim Johnson, County Administrator
Curtis Landers, County Sheriff

OVERVIEW

None

MAJOR ACTIVITIES

- None

FUNDING SOURCES

- None

REVENUE & EXPENDITURE SUMMARY

Animal Shelter Expenses & Revenues

	2019 - 20 Actual	2020 - 21 Actual	2021 - 22 Actual	2022 - 23 Budget	2023 - 24 Budget
Revenues					
Beginning Fund Balance					
Beginning Balance	$0	$257,068	$2,753,341	$2,757,068	$4,152,836
BEGINNING FUND BALANCE TOTAL	**$0**	**$257,068**	**$2,753,341**	**$2,757,068**	**$4,152,836**
Revenue					
Other Financing Sources	$0	$2,500,000	$0	$0	$0
Miscellaneous	$0	$0	$53,188	$0	$0
REVENUE TOTAL	**$0**	**$2,500,000**	**$53,188**	**$0**	**$0**
Transfers In					
Interfund Transfers In	$400,000	$0	$0	$0	$0
TRANSFERS IN TOTAL	**$400,000**	**$0**	**$0**	**$0**	**$0**
REVENUES TOTAL	**$400,000**	**$2,757,068**	**$2,806,529**	**$2,757,068**	**$4,152,836**
Expenses					
Capital Expenditures					
Capital Expenditures	$269,499	$0	$0	$2,410,000	$3,116,836
CAPITAL EXPENDITURES TOTAL	**$269,499**	**$0**	**$0**	**$2,410,000**	**$3,116,836**
Contingency					
Contingency	$0	$0	$0	$97,068	$786,000
CONTINGENCY TOTAL	**$0**	**$0**	**$0**	**$97,068**	**$786,000**
Materials & Services					
Other Contract Services	$23,433	$3,727	$100,694	$250,000	$250,000
MATERIALS & SERVICES TOTAL	**$23,433**	**$3,727**	**$100,694**	**$250,000**	**$250,000**
EXPENSES TOTAL	**$292,932**	**$3,727**	**$100,694**	**$2,757,068**	**$4,152,836**
REVENUES LESS EXPENSES	**$107,068**	**$2,753,341**	**$2,705,835**	**$0**	**$0**

RECENT ACCOMPLISHMENTS

- None

GOALS & OBJECTIVES

- None

DEPARTMENT METRICS

None

EXPENSE HISTORY

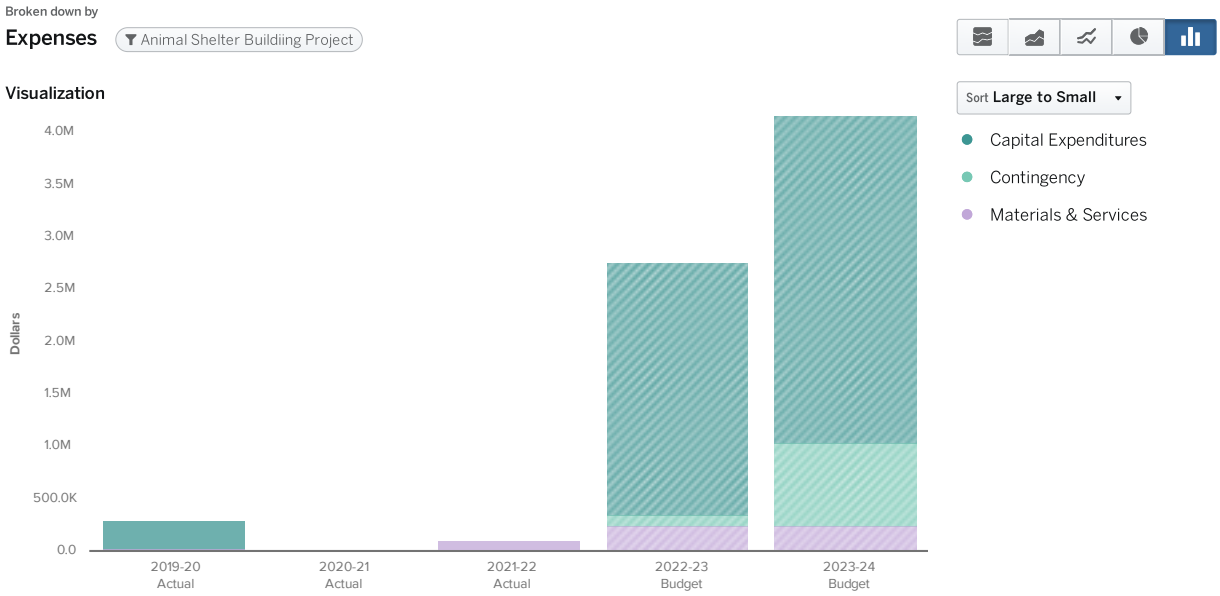

REVENUE HISTORY

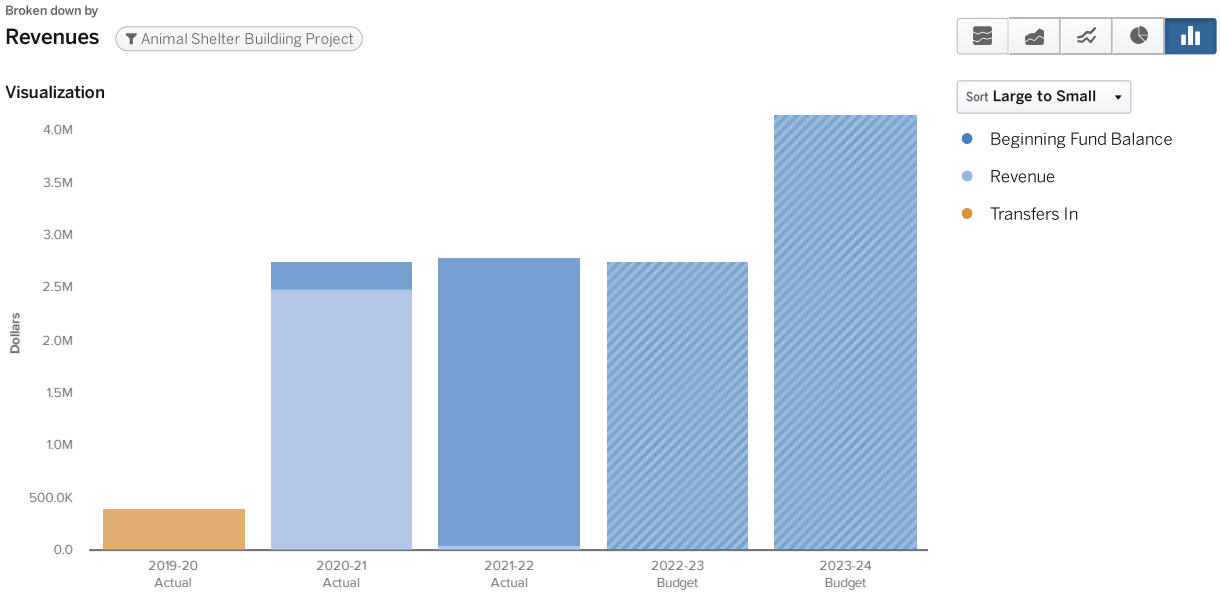

SIGNIFICANT CHANGES

None

SUPPLEMENTAL INFORMATION

None

HHS FACILITY

BUDGET ORG

Fund: 219 Capital Fund
Dept: 100 HHS Facility
Category: Capital Projects

KEY STAFF

Tim Johnson, County Administrator
Jayne Romero, Health and Human Services Director

OVERVIEW

This funding is used for proper maintenance of existing HHS facilities, as well as purchases of new buildings identified by the department to improve access to services for our clients.

MAJOR ACTIVITIES

- Identify and plan for future acquisitions to assist HHS provide services.
- Utilize funding for one-time needed upgrades or capital improvements needed for existing HHS facilities.

FUNDING SOURCES

- Various sources including special grants designated for capital improvements.

REVENUE & EXPENDITURE SUMMARY

HHS Facility Expenses & Revenues

	2019 - 20 Actual	2020 - 21 Actual	2021 - 22 Actual	2022 - 23 Budget	2023 - 24 Budget
Revenues					
Beginning Fund Balance					
Beginning Balance	$1,930,128	$1,930,128	$1,930,128	$1,930,128	$1,231,437
BEGINNING FUND BALANCE TOTAL	**$1,930,128**	**$1,930,128**	**$1,930,128**	**$1,930,128**	**$1,231,437**
REVENUES TOTAL	**$1,930,128**	**$1,930,128**	**$1,930,128**	**$1,930,128**	**$1,231,437**
Expenses					
Contingency					
Contingency	$0	$0	$0	$1,680,128	$0
CONTINGENCY TOTAL	**$0**	**$0**	**$0**	**$1,680,128**	**$0**
Capital Expenditures					
Capital Expenditures	$0	$0	$407,592	$0	$1,131,437
CAPITAL EXPENDITURES TOTAL	**$0**	**$0**	**$407,592**	**$0**	**$1,131,437**
Materials & Services					
Other Contract Services	$0	$0	$0	$250,000	$100,000
MATERIALS & SERVICES TOTAL	**$0**	**$0**	**$0**	**$250,000**	**$100,000**
EXPENSES TOTAL	**$0**	**$0**	**$407,592**	**$1,930,128**	**$1,231,437**
REVENUES LESS EXPENSES	**$1,930,128**	**$1,930,128**	**$1,522,537**	**$0**	**$0**

RECENT ACCOMPLISHMENTS

- Contributions from this fund have were utilized in FY 2023-23 to purchase and renovate the new Waldport Clinic.

GOALS & OBJECTIVES

- Identify and plan for future acquisitions and upgrades needed to help Health and Human Services provide essential services to our communities.

DEPARTMENT METRICS

None

EXPENSE HISTORY

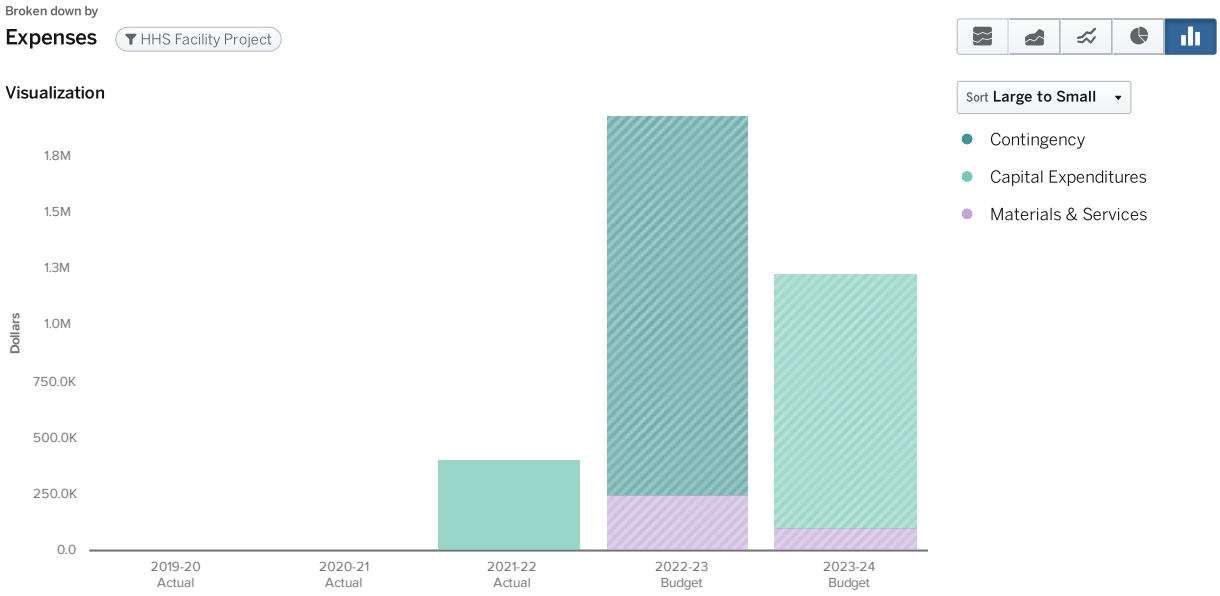

REVENUE HISTORY

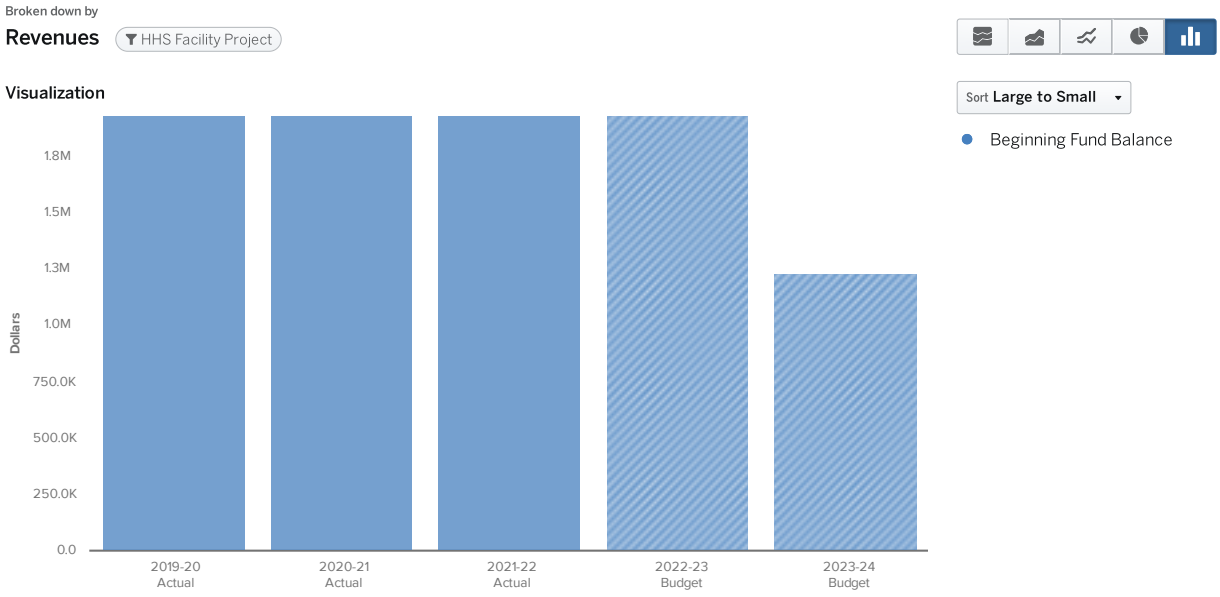

SIGNIFICANT CHANGES

None

SUPPLEMENTAL INFORMATION

None

TRANSIT CENTER

BUDGET ORG

Fund: 219 Capital Projects Fund
Dept: 200 Transit Center
Category: Capital Projects

KEY STAFF

Tim Johnson, County Administrator
Cynda Bruce, Transit Director

OVERVIEW

None

MAJOR ACTIVITIES

- None

FUNDING SOURCES

- None

REVENUE & EXPENDITURE SUMMARY

Commons: Transit/EMS Center Expenses & Revenues

	2019 - 20 Actual	2020 - 21 Actual	2021 - 22 Actual	2022 - 23 Budget	2023 - 24 Budget
Revenues					
Beginning Fund Balance					
Beginning Balance	$0	$3,000,000	$3,750,000	$3,750,000	$3,750,000
BEGINNING FUND BALANCE TOTAL	**$0**	**$3,000,000**	**$3,750,000**	**$3,750,000**	**$3,750,000**
Transfers In					
Interfund Transfers In	$3,000,000	$0	$0	$528,254	$1,235,000
TRANSFERS IN TOTAL	**$3,000,000**	**$0**	**$0**	**$528,254**	**$1,235,000**
Revenue					
Other Financing Sources	$0	$750,000	$0	$0	$0
REVENUE TOTAL	**$0**	**$750,000**	**$0**	**$0**	**$0**
REVENUES TOTAL	**$3,000,000**	**$3,750,000**	**$3,750,000**	**$4,278,254**	**$4,985,000**
Expenses					
Capital Expenditures					
Capital Expenditures	$0	$0	$0	$3,628,254	$2,585,000
CAPITAL EXPENDITURES TOTAL	**$0**	**$0**	**$0**	**$3,628,254**	**$2,585,000**
Contingency					
Contingency	$0	$0	$0	$315,000	$1,500,000
CONTINGENCY TOTAL	**$0**	**$0**	**$0**	**$315,000**	**$1,500,000**
Materials & Services					
Other Contract Services	$0	$0	$0	$300,000	$900,000
Program Expenses	$0	$0	$0	$35,000	$0
MATERIALS & SERVICES TOTAL	**$0**	**$0**	**$0**	**$335,000**	**$900,000**
EXPENSES TOTAL	**$0**	**$0**	**$0**	**$4,278,254**	**$4,985,000**
REVENUES LESS EXPENSES	**$3,000,000**	**$3,750,000**	**$3,750,000**	**$0**	**$0**

RECENT ACCOMPLISHMENTS

- None

GOALS & OBJECTIVES

- None

DEPARTMENT METRICS

None

EXPENSE HISTORY

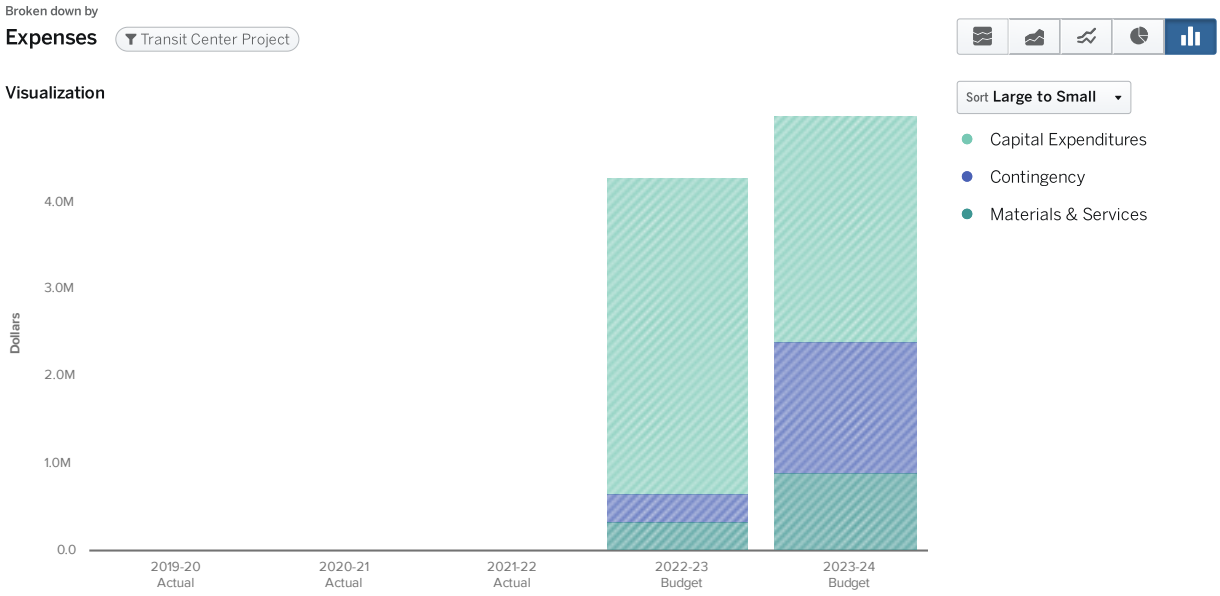

REVENUE HISTORY

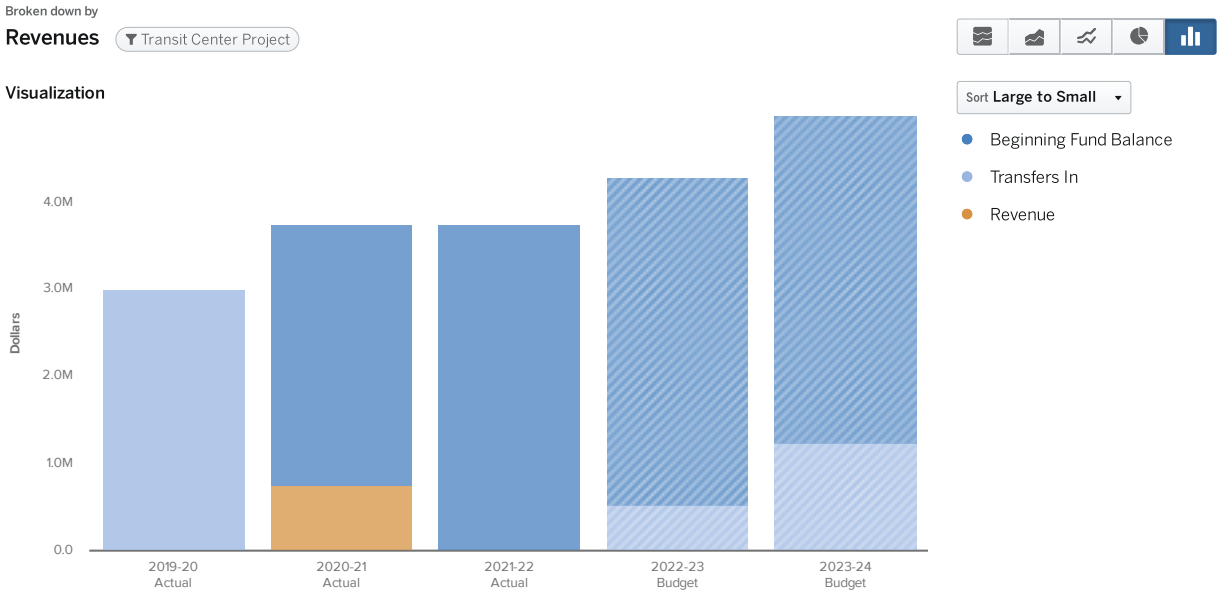

SIGNIFICANT CHANGES

None

SUPPLEMENTAL INFORMATION

None

ECHO MOUNTAIN ROAD REMEDIATION

BUDGET ORG

Fund: 219 Capital Projects Fund
Dept: 110 Echo Mountain Road Remediation
Category: Capital Projects

KEY STAFF

Tim Johnson, County Administrator
Roy Kinion, Public Works Director

OVERVIEW

None

MAJOR ACTIVITIES

- None

FUNDING SOURCES

- None

REVENUE & EXPENDITURE SUMMARY

Echo Mountain Road Remediation Revenues & Expenses

	2019 - 20 Actual	2020 - 21 Actual	2021 - 22 Actual	2022 - 23 Budget	2023 - 24 Budget
Revenues					
Revenue	$0	$0	$500,000	$0	$0
Beginning Fund Balance	$0	$0	$0	$0	$500,000
REVENUES TOTAL	**$0**	**$0**	**$500,000**	**$0**	**$500,000**
Expenses					
Capital Expenditures					
Capital Expenditures					
Roads & Highways	$0	$0	$0	$0	$500,000
CAPITAL EXPENDITURES TOTAL	**$0**	**$0**	**$0**	**$0**	**$500,000**
CAPITAL EXPENDITURES TOTAL	**$0**	**$0**	**$0**	**$0**	**$500,000**
EXPENSES TOTAL	**$0**	**$0**	**$0**	**$0**	**$500,000**
REVENUES LESS EXPENSES	**$0**	**$0**	**$500,000**	**$0**	**$0**

RECENT ACCOMPLISHMENTS

- None

GOALS & OBJECTIVES

- None

DEPARTMENT METRICS

None

EXPENSE HISTORY

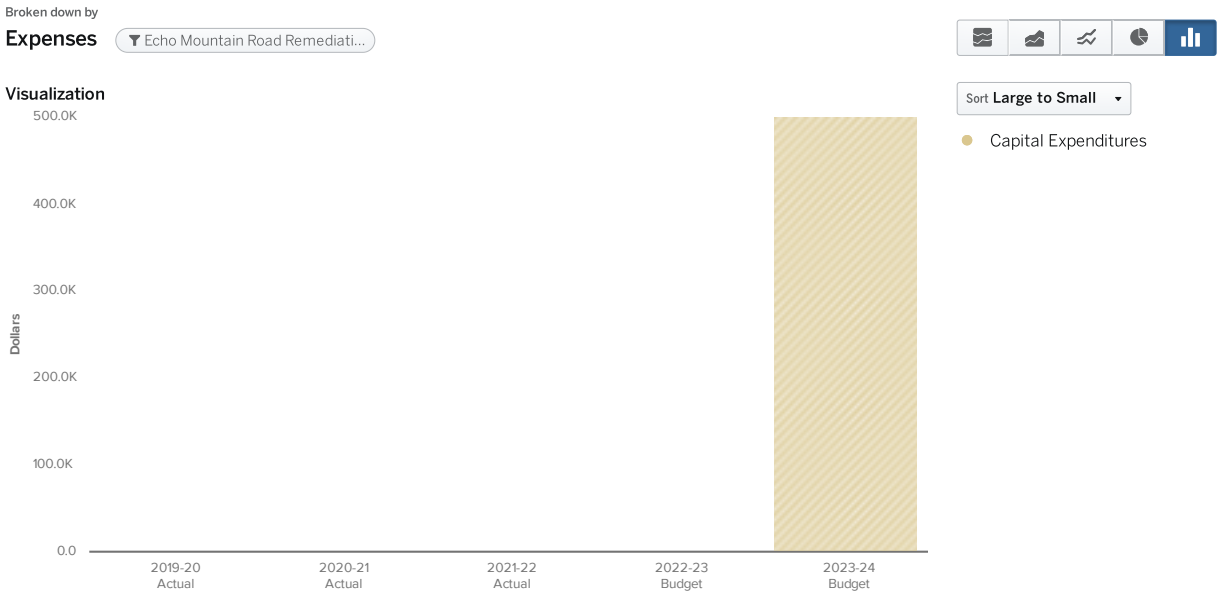

REVENUE HISTORY

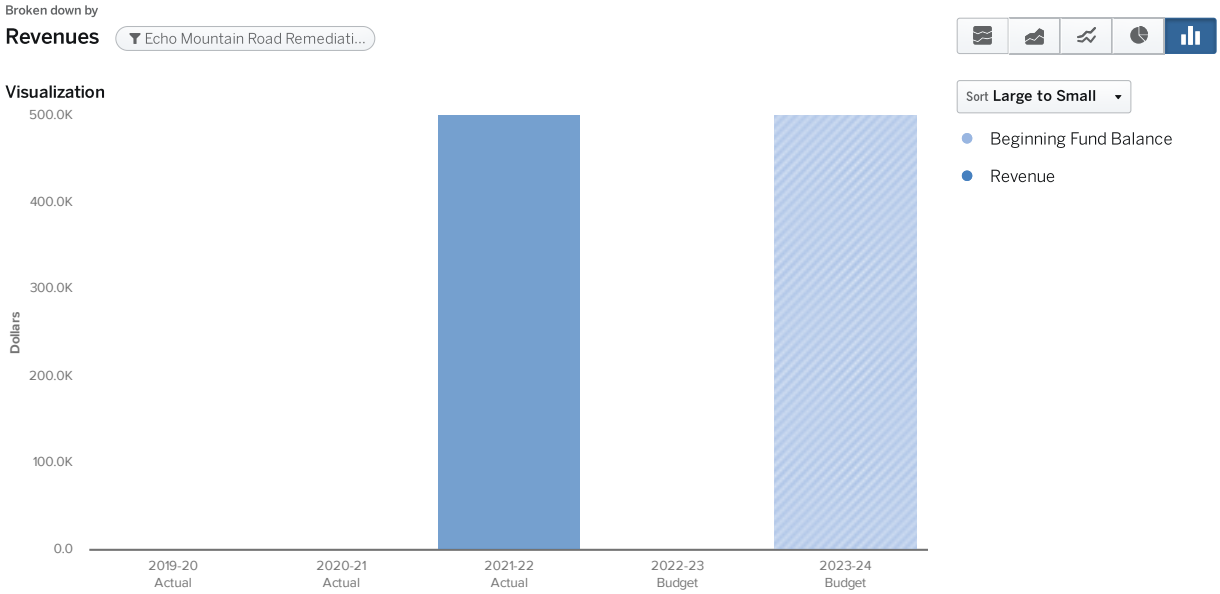

SIGNIFICANT CHANGES

None

SUPPLEMENTAL INFORMATION

None

IT INFRASTRUCTURE INVESTMENT

BUDGET ORG

Fund: 219 Capital Projects Fund
Dept: 550 IT Infrastructure Projects
Category: Capital Projects

KEY STAFF

Tim Johnson, County Administrator
Todd Richmond, IT Director

OVERVIEW

None

MAJOR ACTIVITIES

- None

FUNDING SOURCES

- None

REVENUE & EXPENDITURE SUMMARY

IT Infrastructure Expenses & Revenues

	2019 - 20 Actual	2020 - 21 Actual	2021 - 22 Actual	2022 - 23 Budget	2023 - 24 Budget
Revenues					
Beginning Fund Balance					
Beginning Balance	$0	$0	$751,139	$763,097	$518,504
BEGINNING FUND BALANCE TOTAL	**$0**	**$0**	**$751,139**	**$763,097**	**$518,504**
Revenue					
Other Financing Sources	$0	$663,098	$0	$0	$0
REVENUE TOTAL	**$0**	**$663,098**	**$0**	**$0**	**$0**
Interfund Revenue					
Internal Cost Reimbursement	$0	$88,042	$72,252	$100,000	$120,000
INTERFUND REVENUE TOTAL	**$0**	**$88,042**	**$72,252**	**$100,000**	**$120,000**
REVENUES TOTAL	**$0**	**$751,139**	**$823,391**	**$863,097**	**$638,504**
Expenses					
Capital Expenditures					
Capital Expenditures	$0	$0	$309,887	$700,000	$100,000
CAPITAL EXPENDITURES TOTAL	**$0**	**$0**	**$309,887**	**$700,000**	**$100,000**
Contingency					
Contingency	$0	$0	$0	$68,097	$538,504
CONTINGENCY TOTAL	**$0**	**$0**	**$0**	**$68,097**	**$538,504**
Materials & Services					
IT Software & Equipment	$0	$0	$0	$95,000	$0
MATERIALS & SERVICES TOTAL	**$0**	**$0**	**$0**	**$95,000**	**$0**
EXPENSES TOTAL	**$0**	**$0**	**$309,887**	**$863,097**	**$638,504**
REVENUES LESS EXPENSES	**$0**	**$751,139**	**$513,504**	**$0**	**$0**

RECENT ACCOMPLISHMENTS

- None

GOALS & OBJECTIVES

- None

DEPARTMENT METRICS

None

EXPENSE HISTORY

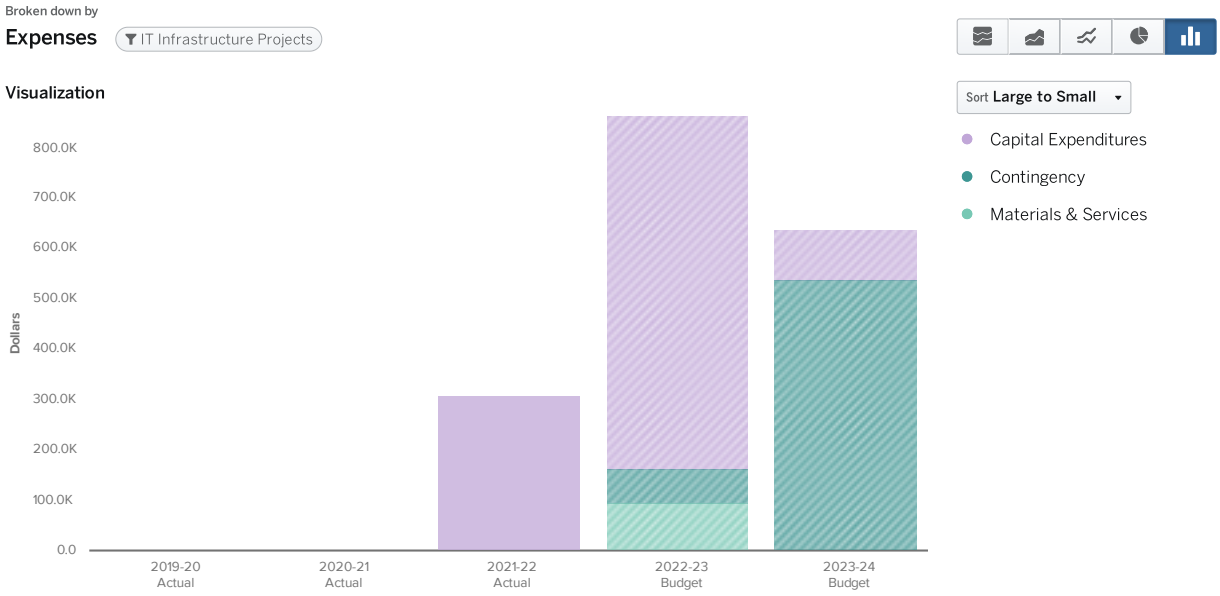

REVENUE HISTORY

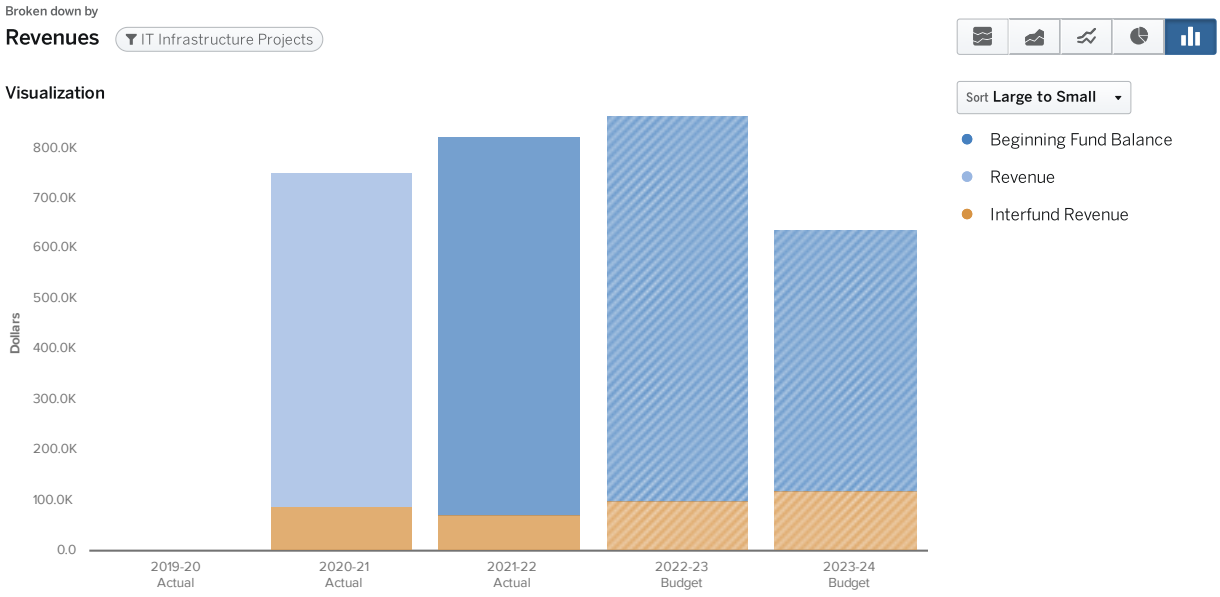

SIGNIFICANT CHANGES

None

SUPPLEMENTAL INFORMATION

None

SPECIAL PURPOSE

OVERVIEW

Special purpose funds are non-operating funds that are established to hold and expend funds received for very specified purposes. These funds have statutory, ordinance, contractual, or grant agreement restrictions on the use of the funds. These funds cannot be used to fund County operations, although the County may be reimbursed for allowable expenses such as staff time and indirect costs if allowable.

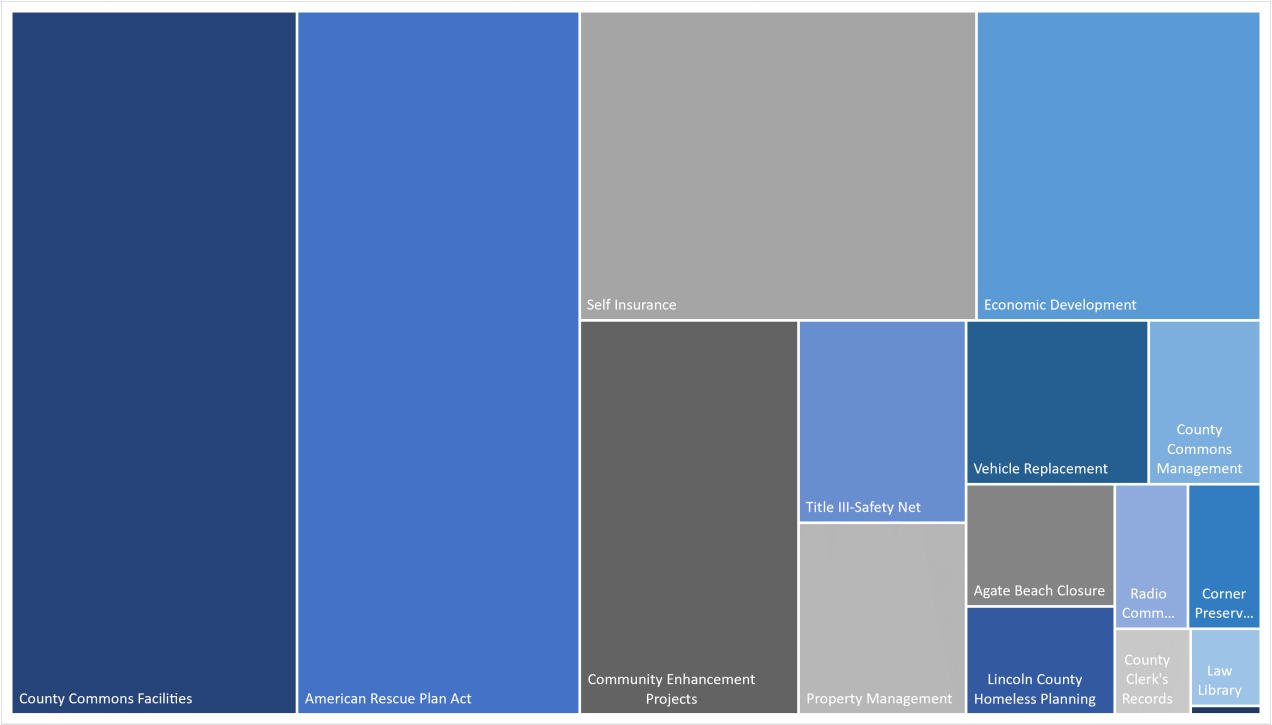

Special Purpose Funds Summary

	2019 - 20 Actual	2020 - 21 Actual	2021 - 22 Actual	2022 - 23 Budget	2023 - 24 Budget
American Rescue Plan Act	$0	$0	$310,990	$9,393,543	$7,418,735
Self Insurance Fund	$3,194,037	$1,120,930	$931,491	$4,723,544	$4,581,248
County Commons Facilities Fund	$389,034	$125,000	$316,500	$4,875,966	$7,503,780
Economic Development	$268,853	$1,506,010	$253,700	$2,626,357	$3,281,950
Community Enhancement Projects	$0	$0	$0	$0	$3,222,958
Vehicle Replacement	$342,998	$320,729	$204,462	$870,256	$1,115,981
Title III Safety-Net	$26,002	$64,839	$92,236	$1,206,542	$1,265,205
Property Management	$0	$128,292	$83,086	$1,013,501	$1,196,708
County Commons Fund	$190,059	$133,637	$184,455	$591,791	$684,570
Lincoln County Homeless Planning	$0	$0	$0	$1,000,000	$600,000
Agate Beach Closure Fund	$23,726	$26,228	$18,247	$708,494	$678,534
Corner Preservation Fund	$109,782	$84,219	$61,543	$505,118	$393,067
Radio Communications Systems Fund	$159,196	$123,823	$142,132	$285,861	$394,209
County Clerk'S Records Fund	$55,884	$41,314	$77,884	$224,070	$242,464
Law Library Fund	$36,544	$21,064	$32,678	$194,364	$201,799
DUI Fund	$0	$0	$0	$22,716	$22,391
TOTAL	**$4,796,115**	**$3,696,086**	**$2,709,402**	**$28,242,123**	**$32,803,599**

LINKS TO FUNDS

- Economic Development
- Community Enhancement Projects
- Property Management
- Law Library
- Title III/Safety Net
- Corner Preservation
- Radio Communications
- Agate Beach Disposal
- Vehicle Replacement
- County Commons Management
- Lincoln County Homeless Planning
- County Clerk Records
- Self-Insurance
- ARPA
- DUII
- County Commons Facilities

ECONOMIC DEVELOPMENT FUND

BUDGET ORG

Fund: 102 Economic Development
Dept: 102 Economic Development
Category: Community Services

KEY STAFF

Tim Johnson, County Administrator

OVERVIEW

None

MAJOR ACTIVITIES

None

FUNDING SOURCES

None

REVENUE & EXPENDITURE SUMMARY

Economic Development Expenses & Revenues

	2019 - 20 Actual	2020 - 21 Actual	2021 - 22 Actual	2022 - 23 Budget	2023 - 24 Budget
Revenues					
Beginning Fund Balance					
Beginning Balance	$803,327	$1,024,448	$1,474,558	$1,834,857	$1,885,950
BEGINNING FUND BALANCE TOTAL	**$803,327**	**$1,024,448**	**$1,474,558**	**$1,834,857**	**$1,885,950**
Revenue					
Other Taxes & Land Sales	$187,055	$216,947	$432,851	$398,000	$1,015,000
Intergovernmental - State	$283,651	$451,322	$376,232	$381,000	$381,000
Miscellaneous	$19,268	$10,661	$12,090	$12,500	$0
Intergovernmental - Federal	$0	$28,900	$0	$0	$0
Intergovernmental - Other	$0	$60,000	-$60,000	$0	$0
REVENUE TOTAL	**$489,974**	**$767,829**	**$761,172**	**$791,500**	**$1,396,000**
REVENUES TOTAL	**$1,293,301**	**$1,792,278**	**$2,235,730**	**$2,626,357**	**$3,281,950**
Expenses					
Materials & Services					
Program Expenses	$268,853	$1,478,024	$253,700	$915,000	$1,456,322
Other Contract Services	$0	$18,100	$0	$0	$2,250
Furniture & Equipment <$10K	$0	$9,886	$0	$0	$0
Internal Service Charges	$0	$0	$0	$0	$5,500
MATERIALS & SERVICES TOTAL	**$268,853**	**$1,506,010**	**$253,700**	**$915,000**	**$1,464,072**
Contingency					
Contingency	$0	$0	$0	$1,336,357	$1,817,878
CONTINGENCY TOTAL	**$0**	**$0**	**$0**	**$1,336,357**	**$1,817,878**
Capital Expenditures					
Capital Expenditures	$0	$0	$0	$375,000	$0
CAPITAL EXPENDITURES TOTAL	**$0**	**$0**	**$0**	**$375,000**	**$0**
EXPENSES TOTAL	**$268,853**	**$1,506,010**	**$253,700**	**$2,626,357**	**$3,281,950**
REVENUES LESS EXPENSES	**$1,024,448**	**$286,268**	**$1,982,030**	**$0**	**$0**

RECENT ACCOMPLISHMENTS

- None

GOALS & OBJECTIVES

- None

DEPARTMENT METRICS

None

EXPENSES HISTORY

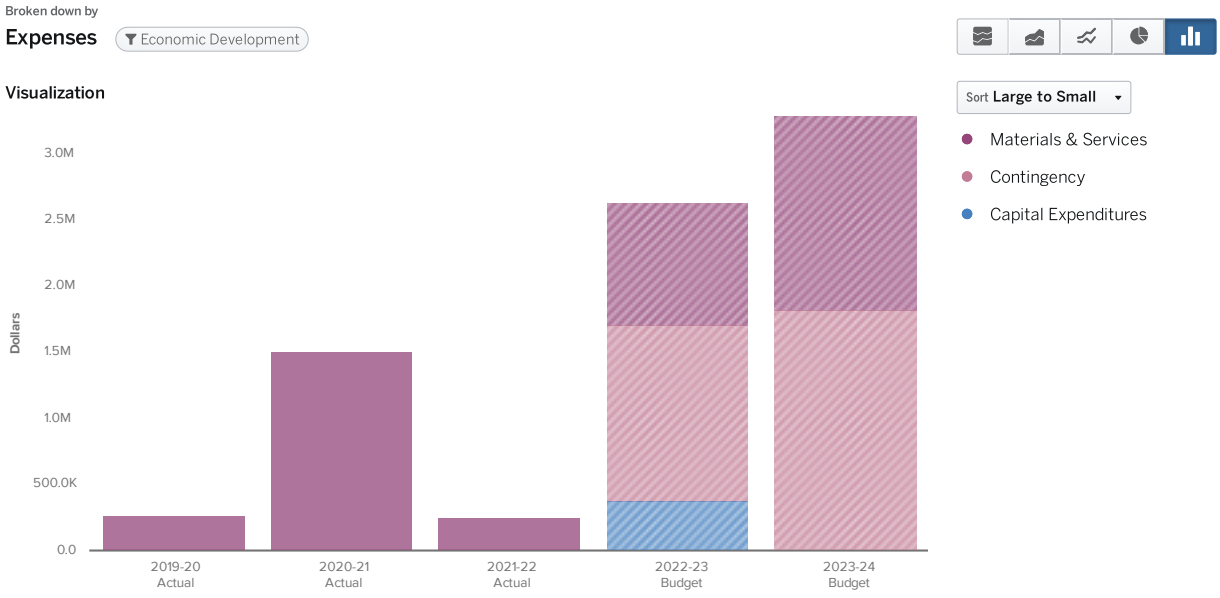

REVENUE HISTORY

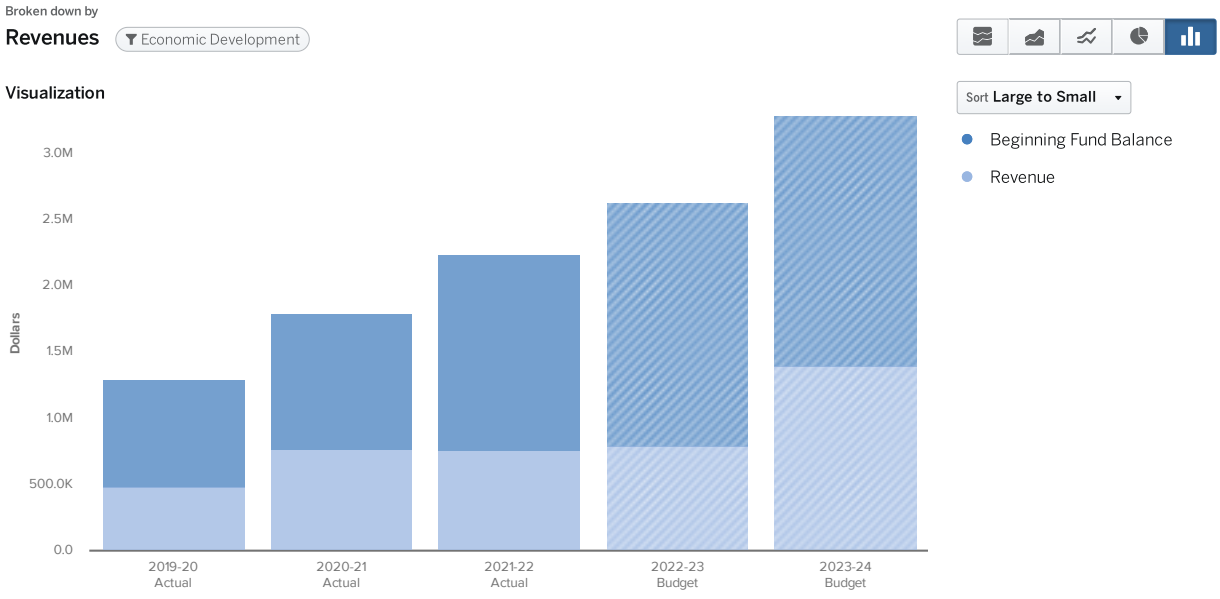

SIGNIFICANT CHANGES

None

SUPPLEMENTAL INFORMATION

None

VEHICLE REPLACEMENT FUND

BUDGET ORG

Fund: 103 Vehicle Replacement Fund
Dept: 103 Vehicle Replacement
Category: General Government

KEY STAFF

Roy Kinion, Public Works Director
Mark Malnack, Fleet Manager

OVERVIEW

The Vehicle Replacement Fund was established so that Funds & Departments pay into the fund to build revenue for future vehicle replacement. The contribution made by each Fund & department is based on a calculation of the estimated longevity of the vehicle along with the estimated value of the vehicle at the time of resale. The program is delivered by Lincoln County Fleet Services

MAJOR ACTIVITIES

- Providing a means to accumulate funding for future vehicle replacement for each General Fund department
- The vehicle replacement plan is monitored and implemented by the Fleet Services Department

FUNDING SOURCES

- Charges to other Funds

REVENUE & EXPENDITURE SUMMARY

Vehicle Replacement Expenses & Revenues

	2019 - 20 Actual	2020 - 21 Actual	2021 - 22 Actual	2022 - 23 Budget	2023 - 24 Budget
Revenues					
Beginning Fund Balance					
Beginning Balance	$421,536	$468,128	$526,564	$516,128	$750,069
BEGINNING FUND BALANCE TOTAL	**$421,536**	**$468,128**	**$526,564**	**$516,128**	**$750,069**
Revenue					
Charges For Services	$291,332	$305,865	$310,144	$311,128	$325,912
Miscellaneous	$98,259	$73,300	$86,957	$43,000	$40,000
REVENUE TOTAL	**$389,591**	**$379,165**	**$397,101**	**$354,128**	**$365,912**
REVENUES TOTAL	**$811,126**	**$847,293**	**$923,665**	**$870,256**	**$1,115,981**
Expenses					
Capital Expenditures					
Capital Expenditures	$338,998	$316,729	$196,413	$309,000	$310,000
CAPITAL EXPENDITURES TOTAL	**$338,998**	**$316,729**	**$196,413**	**$309,000**	**$310,000**
Contingency					
Contingency	$0	$0	$0	$557,256	$800,400
CONTINGENCY TOTAL	**$0**	**$0**	**$0**	**$557,256**	**$800,400**
Materials & Services					
Other Contract Services	$4,000	$4,000	$4,000	$4,000	$5,081
Furniture & Equipment <$10K	$0	$0	$4,049	$0	$0
Internal Service Charges	$0	$0	$0	$0	$500
MATERIALS & SERVICES TOTAL	**$4,000**	**$4,000**	**$8,049**	**$4,000**	**$5,581**
EXPENSES TOTAL	**$342,998**	**$320,729**	**$204,462**	**$870,256**	**$1,115,981**
REVENUES LESS EXPENSES	**$468,128**	**$526,564**	**$719,203**	**$0**	**$0**

RECENT ACCOMPLISHMENTS

- The Vehicle Replacement Fund was able to replace 9 General Fund vehicles in Fiscal year 22/23.

GOALS & OBJECTIVES

- The Vehicle Replacement Fund will be replacing 6 General Fund vehicles in Fiscal year 23/24

DEPARTMENT METRICS

- There are 97 vehicles that are currently listed as part of this fund
- Approximately $300,000 is spent annually on vehicle replacement

EXPENSE HISTORY

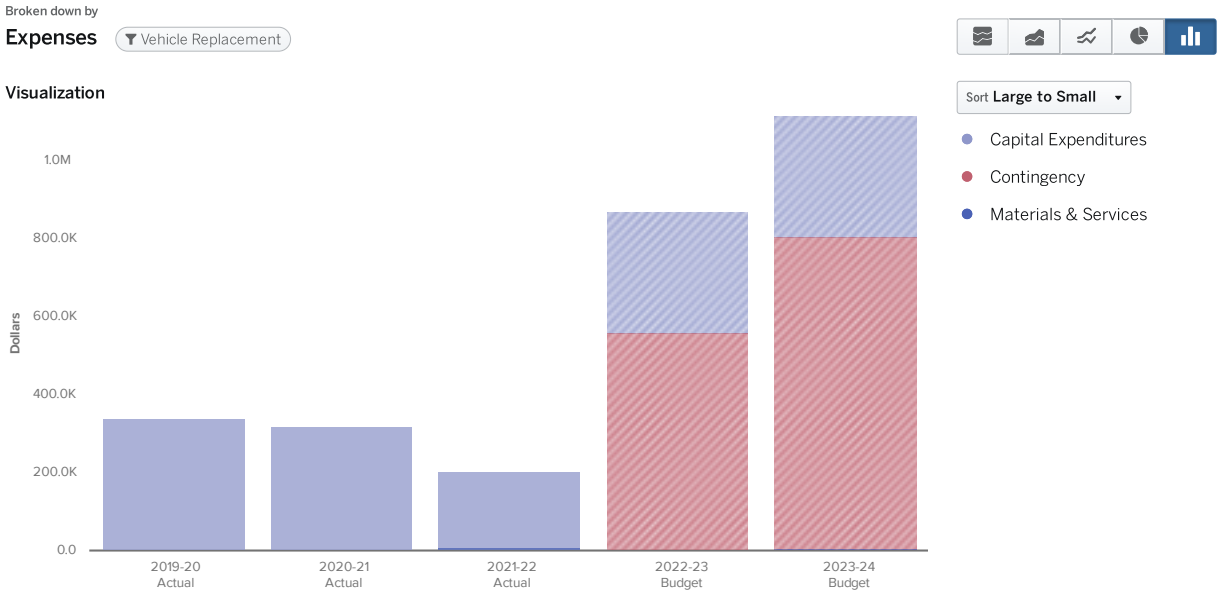

REVENUE HISTORY

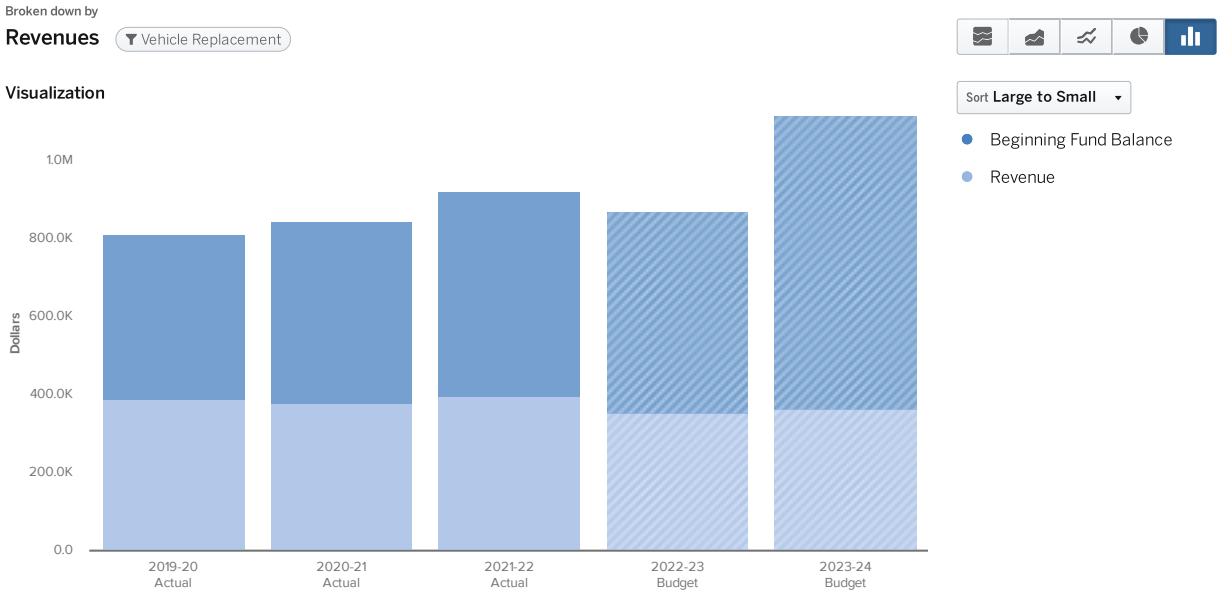

SIGNIFICANT CHANGES

None

SUPPLEMENTAL INFORMATION

None

COMMUNITY ENHANCEMENT PROJECTS

BUDGET ORG

Fund: 105 Community Enhancement Projects
Dept: Multiple
Category: Community Services

KEY STAFF

Tim Johnson, County Administrator
Eli Adam, County Surveyor

OVERVIEW

The Community Enhancement fund is a fund that allows for the receipt and administration of grant and community sourced money for execution of community based projects. These projects are outside the normal operations of the County but represent unique opportunities to provide services to our residents, local governments, and public/private partners.

MAJOR ACTIVITIES

- Geodata Acquisition - Aerial Mapping
- Echo Mountain Housing
- DEQ Septic Repair & Replacement Program

FUNDING SOURCES

- Grant Funds - Federal, State, &/or Local

REVENUE & EXPENDITURE SUMMARY

Community Enhancement Projects

	2019 - 20 Actual	2020 - 21 Actual	2021 - 22 Actual	2022 - 23 Budget	2023 - 24 Budget
Revenues					
Revenue	$0	$0	$0	$0	$3,162,958
Beginning Fund Balance	$0	$0	$0	$0	$60,000
REVENUES TOTAL	**$0**	**$0**	**$0**	**$0**	**$3,222,958**
Expenses					
Materials & Services	$0	$0	$0	$0	$3,093,816
Transfers Out	$0	$0	$0	$0	$129,142
EXPENSES TOTAL	**$0**	**$0**	**$0**	**$0**	**$3,222,958**
REVENUES LESS EXPENSES	**$0**	**$0**	**$0**	**$0**	**$0**

RECENT ACCOMPLISHMENTS

- Established Aerial Imagery funding structure to ensure timely updates are available to the County and partners
- Obtained funding for Echo Mountain housing opportunities with community partners
- Obtained funding for Septic repair and replacement for County properties

GOALS & OBJECTIVES

-

DEPARTMENT METRICS

To be determined

SIGNIFICANT CHANGES

This fund was established during FY2023.

SUPPLEMENTAL INFORMATION

PROPERTY MANAGEMENT

BUDGET ORG

Fund: 111 Property Management Fund
Dept: 911 Property Management
Category: General Government

KEY STAFF

Eli Adam, County Surveyor
Ryan Helmke, Property Manager

OVERVIEW

The Property Management Department process sales and/or disposal of county-owned properties; and with regard to tax-foreclosed properties, complies with the County's fiduciary responsibility for the taxing districts in Lincoln County. The Property Management Department inventories county properties including site visits when appropriate.

MAJOR ACTIVITIES

- Review records of properties.
- Send notices of deadlines.
- Sell tax-foreclosed properties.
- Coordinate with County Counsel, the Tax Office, and the Sheriff's Office.

FUNDING SOURCES

- Sale of tax-foreclosed properties.

REVENUE & EXPENDITURE SUMMARY

Property Management Expenses & Revenues

	2019 - 20 Actual	2020 - 21 Actual	2021 - 22 Actual	2022 - 23 Budget	2023 - 24 Budget
Revenues					
Revenue					
Other Taxes & Land Sales					
COUNTY PROP MGT EXP REIMBURSEMENT	$21,685	$400,361	-$3,967	$213,750	$824,000
LAND SALE DISTRIBUTIONS	$0	$0	$0	$365,250	$0
TAX PENALTIES & FEES REIMB.	$0	$0	$3,967	$3,000	$5,000
OTHER TAXES & LAND SALES TOTAL	**$21,685**	**$400,361**	**$0**	**$582,000**	**$829,000**
REVENUE TOTAL	**$21,685**	**$400,361**	**$0**	**$582,000**	**$829,000**
Beginning Fund Balance					
Beginning Balance					
Beginning Balance	$0	$0	$272,069	$431,501	$367,708
BEGINNING BALANCE TOTAL	**$0**	**$0**	**$272,069**	**$431,501**	**$367,708**
BEGINNING FUND BALANCE TOTAL	**$0**	**$0**	**$272,069**	**$431,501**	**$367,708**
REVENUES TOTAL	**$21,685**	**$400,361**	**$272,069**	**$1,013,501**	**$1,196,708**
Expenses					
Materials & Services					
Other Contract Services					
Contractual Services	$164,965	$9,832	$153	$300,000	$300,000
Professional Services	$117,699	$108,674	$78,055	$160,000	$200,000
OTHER CONTRACT SERVICES TOTAL	**$282,664**	**$118,506**	**$78,208**	**$460,000**	**$500,000**
Rent & Facilities Expense					
Land Sales Maint/Repair	$9,761	$6,405	$371	$9,000	$9,000
RENT & FACILITIES EXPENSE TOTAL	**$9,761**	**$6,405**	**$371**	**$9,000**	**$9,000**
Office Expense					
Printing & Publications	$1,429	$1,148	$1,949	$3,800	$3,800
Office Supplies	$0	$110	$19	$200	$200
Postage	$117	$56	$65	$100	$100
Copier Services	$0	$0	$0	$200	$200
OFFICE EXPENSE TOTAL	**$1,546**	**$1,314**	**$2,033**	**$4,300**	**$4,300**
Travel					
Travel Expense	$220	$0	$869	$2,600	$2,600
Meals & Lodging	$509	$0	$0	$0	$0
TRAVEL TOTAL	**$730**	**$0**	**$869**	**$2,600**	**$2,600**
Program Expenses					
Property Taxes	$0	$1,770	$1,062	$1,000	$1,000
Operating Supplies	$0	$109	$23	$500	$500
PROGRAM EXPENSES TOTAL	**$0**	**$1,879**	**$1,085**	**$1,500**	**$1,500**
Training & Professional Development					
Professional Conferences	$488	$189	$520	$650	$650
Membership Fees & Dues	$100	$0	$0	$200	$200
TRAINING & PROFESSIONAL DEVELOPMENT TOTAL	**$588**	**$189**	**$520**	**$850**	**$850**
MATERIALS & SERVICES TOTAL	**$295,289**	**$128,292**	**$83,086**	**$478,250**	**$518,250**
Contingency					
Contingency					
Contingency	$0	$0	$0	$435,251	$578,458
CONTINGENCY TOTAL	**$0**	**$0**	**$0**	**$435,251**	**$578,458**
CONTINGENCY TOTAL	**$0**	**$0**	**$0**	**$435,251**	**$578,458**
Capital Expenditures					
Capital Expenditures					
Equipment	$0	$0	$0	$100,000	$100,000
CAPITAL EXPENDITURES TOTAL	**$0**	**$0**	**$0**	**$100,000**	**$100,000**
CAPITAL EXPENDITURES TOTAL	**$0**	**$0**	**$0**	**$100,000**	**$100,000**
EXPENSES TOTAL	**$295,289**	**$128,292**	**$83,086**	**$1,013,501**	**$1,196,708**
REVENUES LESS EXPENSES	**-$273,604**	**$272,069**	**$188,983**	**$0**	**$0**

RECENT ACCOMPLISHMENTS

- Updated property inventory.
- Sold tax-foreclosed properties.
- Cleaned up tax-foreclosed properties.
- Referred residents in need to senior deferral and other assistance programs.

GOALS & OBJECTIVES

- Continue keeping inventory current and relevant.
- Continue cleaning and selling tax-foreclosed properties.
- When appropriate, transfer properties to other agencies.
- Implement Oregon Revised Statutes 271 and 312.

DEPARTMENT METRICS

- Annual determination of tax-foreclosed property status.

EXPENSE HISTORY

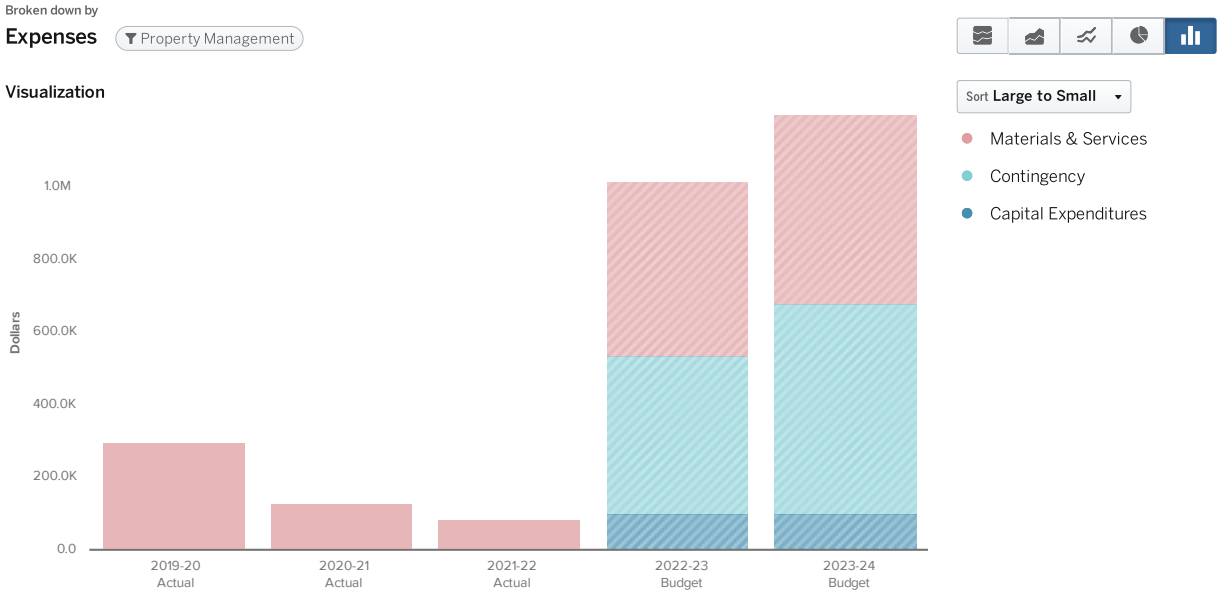

REVENUE HISTORY

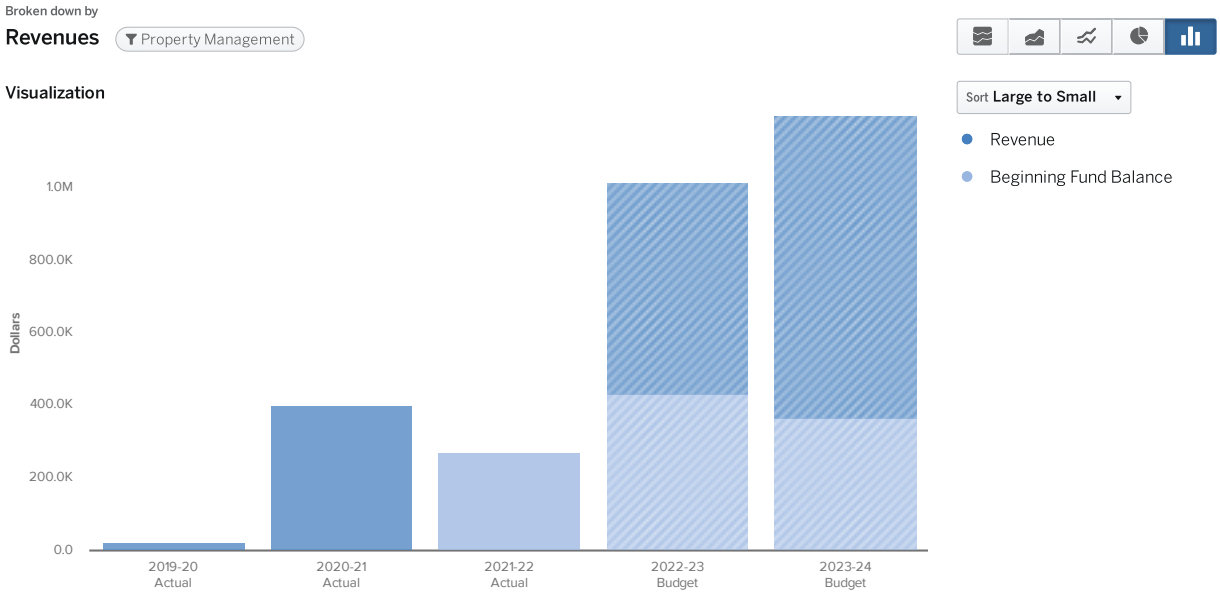

SIGNIFICANT CHANGES

None

SUPPLEMENTAL INFORMATION

None

COUNTY COMMONS OPERATIONS FUND

BUDGET ORG

Fund: 203 County Commons Operations
Dept: 803 County Commons Operations, 830 County Fair
Category: Community Services

KEY STAFF

Tim Johnson County Administrator

OVERVIEW

The Lincoln County Commons, formerly the Lincoln County Fairgrounds, is a multi-use, year-round location serving as the home of the Lincoln County Fair, other year-round events, and a strategic central location for responses to county needs in circumstances like the recent wildfires, and mass COVID responses (vaccinations). This fund serves to operate and maintain the County Commons Facilities and provides funding for the annual Lincoln County Fair event. The County concluded a comprehensive public Master Planning Project for redevelopment of the Commons (Commons Master Plan), adopted by the Fair Board and Board of Commissioners at the conclusion of a joint meeting of the Boards on March 27, 2019. The Commons Master Plan calls for major improvements and replacement of facilities and an operational and management plan for the facilities and events. The Fair Board and Board of Commissioners adopted a Memorandum of Agreement (MOA) on March 16, 2022, reflecting the expected broader use of the Commons Facilities on a year-round basis. Under that MOA the Fair Board's primary function is plan, prepare and produce the County Fair Event. The Board of Commissioners through its administrative resources and contracting will manage the Commons otherwise.

MAJOR ACTIVITIES

- Administration of Commons Facilities Rentals
- Oversight of County Fair Event

FUNDING SOURCES

- State Lottery Funds
- Fairgrounds Rental Fees
- Fair and Rodeo Revenues
- Transfers from Fair Facilities Fund
- Interest on existing Fund balances

REVENUE & EXPENDITURE SUMMARY

County Commons Operations Expense & Revenue

	2019 - 20 Actual	2020 - 21 Actual	2021 - 22 Actual	2022 - 23 Budget	2023 - 24 Budget
Revenues					
Beginning Fund Balance	$177,505	$277,641	$289,968	$300,891	$434,070
Transfers In	$175,000	$75,000	$125,000	$175,000	$135,000
Revenue					
Intergovernmental - State	$53,167	$53,167	$53,167	$53,800	$53,000
Miscellaneous	$50,462	$13,222	$57,215	$52,100	$60,000
Permits & Fees	$11,566	$4,575	$8,094	$10,000	$2,500
REVENUE TOTAL	**$115,195**	**$70,964**	**$118,475**	**$115,900**	**$115,500**
REVENUES TOTAL	**$467,700**	**$423,605**	**$533,443**	**$591,791**	**$684,570**
Expenses					
Materials & Services					
Other Contract Services	$105,495	$83,510	$104,713	$181,500	$232,600
Program Expenses	$42,406	$6,157	$33,075	$68,500	$72,500
Office Expense	$28,993	$31,395	$33,339	$34,350	$36,850
Internal Service Charges	$4,220	$4,674	$5,473	$6,950	$37,350
Rent & Facilities Expense	$6,242	$4,656	$6,035	$8,000	$15,000
Training & Professional Development	$1,300	$2,597	$1,820	$2,500	$500
Travel	$1,404	$0	$0	$1,750	$3,250
Furniture & Equipment <$10K	$0	$649	$0	$0	$1,500
MATERIALS & SERVICES TOTAL	**$190,059**	**$133,637**	**$184,455**	**$303,550**	**$399,550**
Contingency					
Contingency	$0	$0	$0	$288,241	$285,020
CONTINGENCY TOTAL	**$0**	**$0**	**$0**	**$288,241**	**$285,020**
EXPENSES TOTAL	**$190,059**	**$133,637**	**$184,455**	**$591,791**	**$684,570**
REVENUES LESS EXPENSES	**$277,641**	**$289,968**	**$348,988**	**$0**	**$0**

RECENT ACCOMPLISHMENTS

- Annual County Fair

GOALS & OBJECTIVES

- Annual County Fair

DEPARTMENT METRICS

-

EXPENSE HISTORY

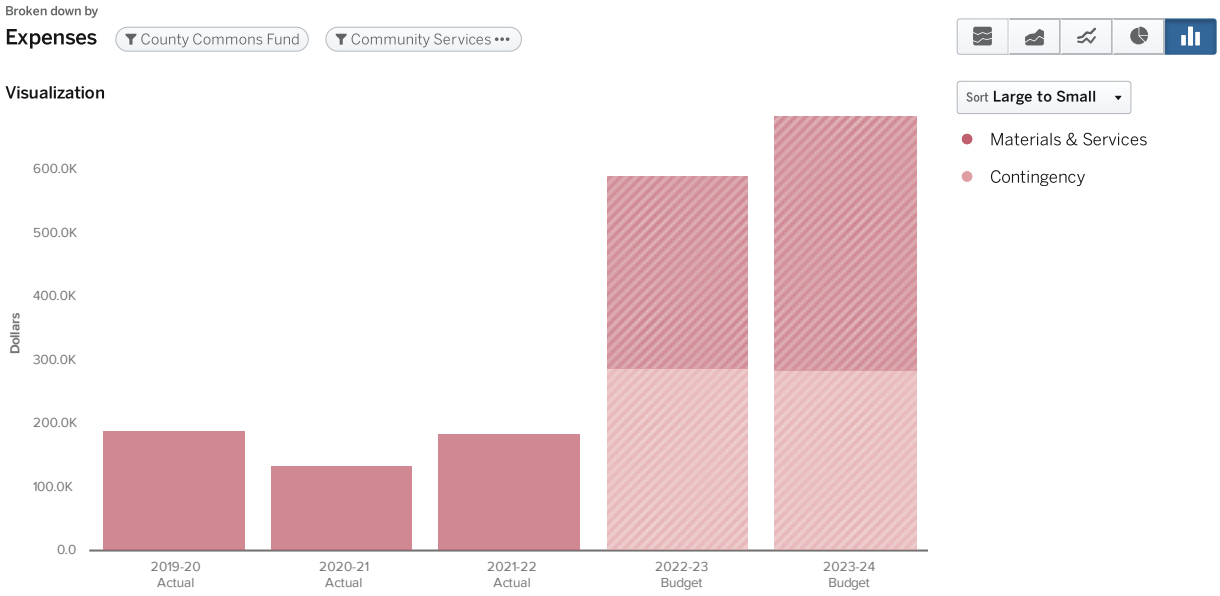

REVENUE HISTORY

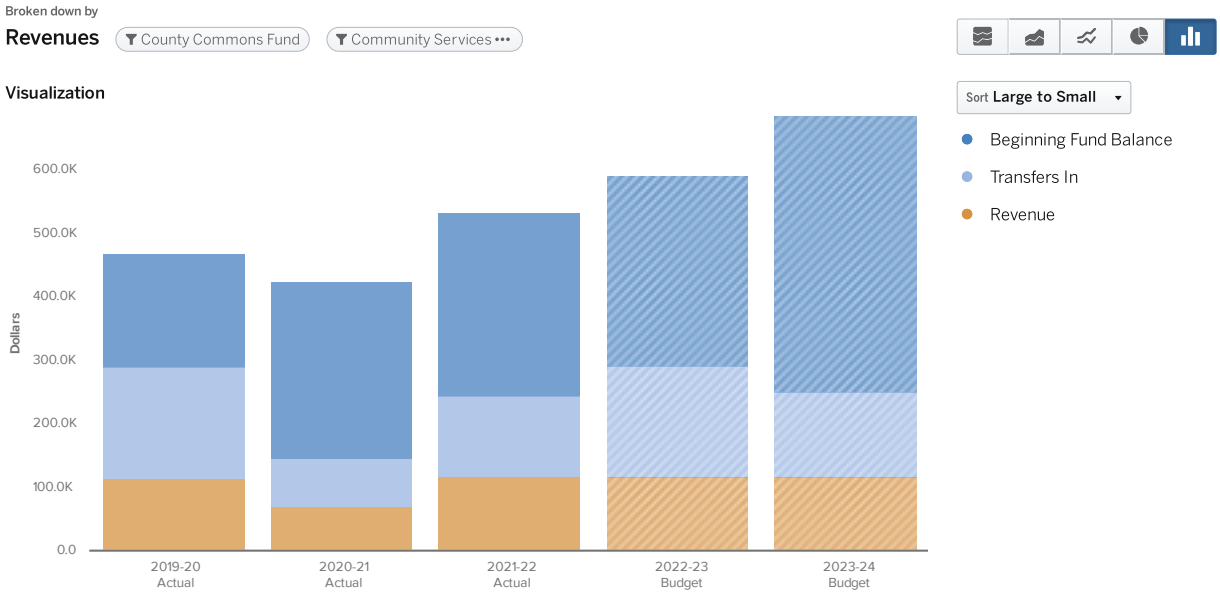

SIGNIFICANT CHANGES

None

SUPPLEMENTAL INFORMATION

None



BUDGET ORG

Fund: 205 Law Library
Dept: 805 Law Library
Category: Public Safety

KEY STAFF

Kristin Yuille, County Counsel

OVERVIEW

None

MAJOR ACTIVITIES

- None

FUNDING SOURCES

- None

REVENUE & EXPENDITURE SUMMARY

Law Library Expenses & Revenues

	2019 - 20 Actual	2020 - 21 Actual	2021 - 22 Actual	2022 - 23 Budget	2023 - 24 Budget
Revenues					
Beginning Fund Balance					
Beginning Balance	$114,799	$126,804	$141,153	$148,364	$152,799
BEGINNING FUND BALANCE TOTAL	**$114,799**	**$126,804**	**$141,153**	**$148,364**	**$152,799**
Revenue					
Intergovernmental - State	$45,634	$34,199	$45,411	$45,000	$46,000
Miscellaneous	$2,915	$1,214	$1,088	$1,000	$3,000
REVENUE TOTAL	**$48,550**	**$35,413**	**$46,499**	**$46,000**	**$49,000**
REVENUES TOTAL	**$163,348**	**$162,217**	**$187,652**	**$194,364**	**$201,799**
Expenses					
Contingency					
Contingency	$0	$0	$0	$147,189	$158,649
CONTINGENCY TOTAL	**$0**	**$0**	**$0**	**$147,189**	**$158,649**
Materials & Services					
Rent & Facilities Expense	$10,165	$10,034	$12,819	$14,000	$15,000
Other Contract Services	$12,829	$390	$12,829	$18,000	$16,000
Training & Professional Development	$10,898	$7,908	$4,257	$12,000	$10,000
IT Software & Equipment	$1,091	$1,180	$1,265	$1,450	$1,500
Office Expense	$1,331	$1,297	$1,240	$1,450	$50
Internal Service Charges	$230	$255	$269	$275	$600
MATERIALS & SERVICES TOTAL	**$36,544**	**$21,064**	**$32,678**	**$47,175**	**$43,150**
EXPENSES TOTAL	**$36,544**	**$21,064**	**$32,678**	**$194,364**	**$201,799**
REVENUES LESS EXPENSES	**$126,804**	**$141,153**	**$154,974**	**$0**	**$0**

RECENT ACCOMPLISHMENTS

- None

GOALS & OBJECTIVES

- None

DEPARTMENT METRICS

None

EXPENSE HISTORY

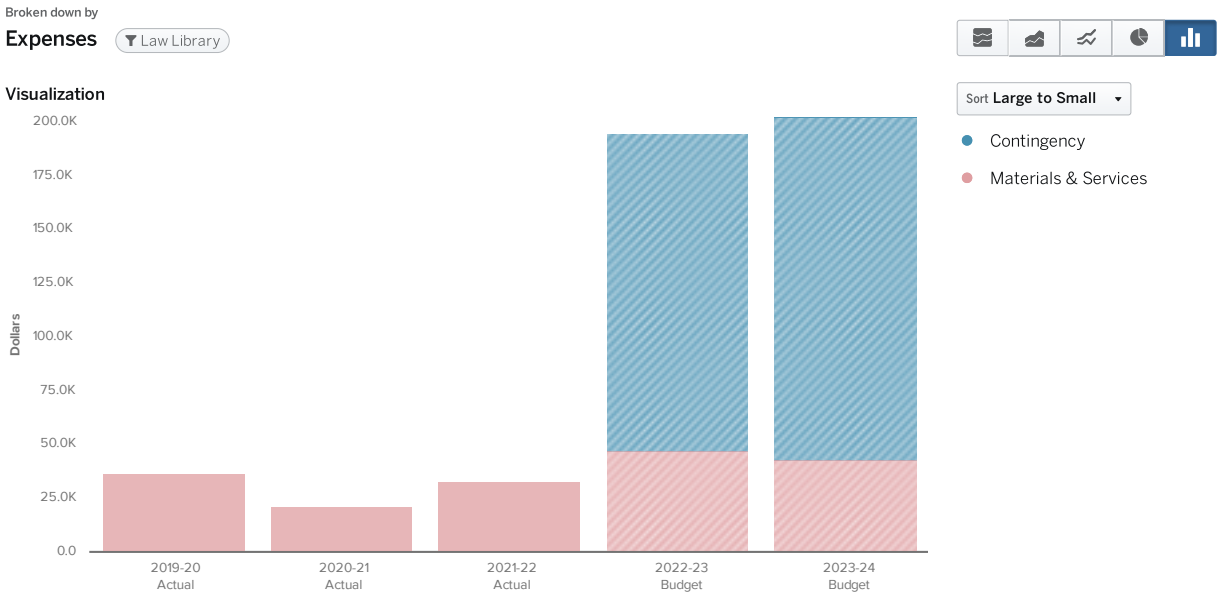

REVENUE HISTORY

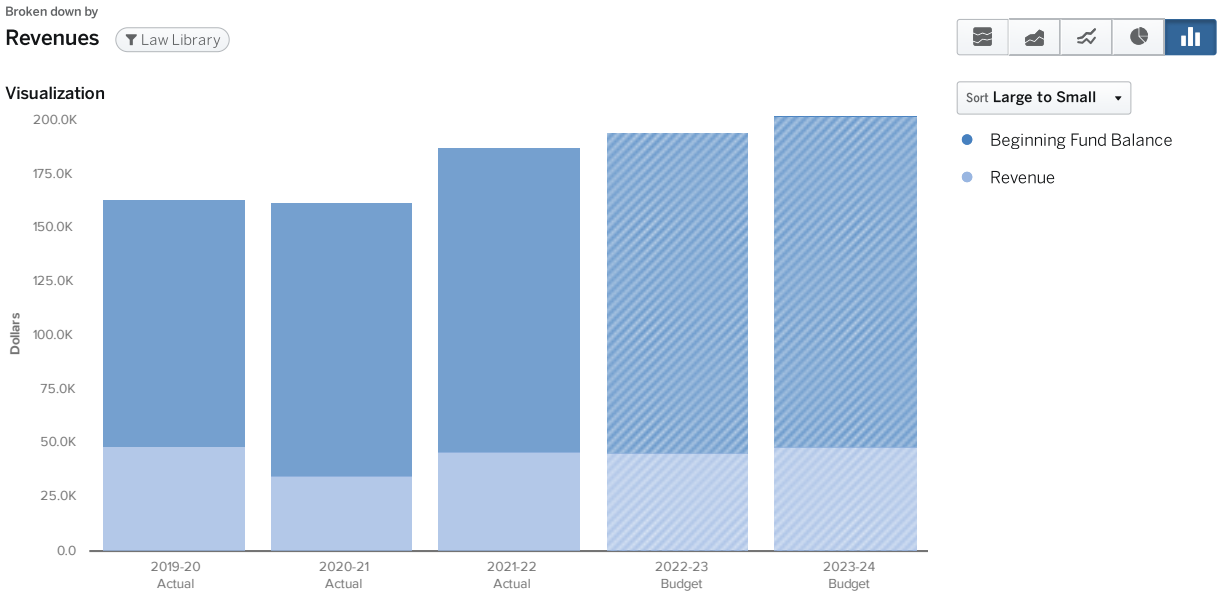

SIGNIFICANT CHANGES

None

SUPPLEMENTAL INFORMATION

None

COUNTY CLERK RECORDS

BUDGET ORG

Fund: 207 County Clerk Records
Dept: 807 Count Clerk's Records
Category: General Government

KEY STAFF

Amy Southwell, Elected County Clerk
Janet Cummiskey, Chief Deputy Clerk

OVERVIEW

To maintain and restore records recorded that are filed in or held in the office of the County Clerk. To acquire storage and retrieval systems which will keep these records safe, permanent, and accessible to other departments and to the general public. Recordings in the custody of the County Clerk are used by the Assessor, the Tax Collector, Public Works, and the County Counsel's Office. Title companies, state agencies, and the general public also use these records. We will continue to assure the safe keeping and excellence of these records.

MAJOR ACTIVITIES

- Maintain and protect the official records in the custody of the County Clerk.
- Acquire proper and adequate storage of all historical documents.
- Scan and record documents daily into the County database.

FUNDING SOURCES

- All funding comes from recording fees and interest, which is around $50,000 or 100% of the funding.

REVENUE & EXPENDITURE SUMMARY

County Clerk Records Exp & Rev

	2019 - 20 Actual	2020 - 21 Actual	2021 - 22 Actual	2022 - 23 Budget	2023 - 24 Budget
Revenues					
Beginning Fund Balance					
Beginning Balance	$130,005	$138,192	$183,616	$153,070	$185,464
BEGINNING FUND BALANCE TOTAL	**$130,005**	**$138,192**	**$183,616**	**$153,070**	**$185,464**
Revenue					
Permits & Fees	$61,351	$85,390	$65,180	$70,000	$52,000
Miscellaneous	$2,720	$1,347	$1,271	$1,000	$5,000
REVENUE TOTAL	**$64,071**	**$86,737**	**$66,450**	**$71,000**	**$57,000**
REVENUES TOTAL	**$194,076**	**$224,929**	**$250,066**	**$224,070**	**$242,464**
Expenses					
Materials & Services					
Office Expense	$16,333	$25,061	$33,542	$150,831	$151,578
Furniture & Equipment <$10K	$17,427	$0	$0	$10,000	$10,000
Internal Service Charges	$0	$0	$410	$300	$10,870
Travel	$0	$0	$0	$4,000	$4,000
Other Contract Services	$0	$4	$0	$0	$2,000
MATERIALS & SERVICES TOTAL	**$33,760**	**$25,065**	**$33,952**	**$165,131**	**$178,448**
Personnel Services					
Represented	$13,210	$9,486	$15,244	$19,814	$21,022
Part Time	$0	$3,512	$15,806	$20,750	$25,942
Insurance	$6,174	$936	$7,997	$11,626	$12,479
Other Personnel Expenses	$1,143	$1,259	$3,186	$4,369	$2,055
Retirement	$1,467	$1,056	$1,699	$2,180	$2,312
Overtime	$130	$0	$0	$200	$205
PERSONNEL SERVICES TOTAL	**$22,124**	**$16,249**	**$43,932**	**$58,939**	**$64,016**
EXPENSES TOTAL	**$55,884**	**$41,314**	**$77,884**	**$224,070**	**$242,464**
REVENUES LESS EXPENSES	**$138,192**	**$183,616**	**$172,182**	**$0**	**$0**

RECENT ACCOMPLISHMENTS

- Continuous work on cleaning up our database and making it more accessible to the public.

GOALS & OBJECTIVES

- Recorded property document index is being populated with digital images of the actual documents. Project 92% complete.
- Work with State and other agencies to maximize our recording capabilities.

DEPARTMENT METRICS

None

EXPENSE HISTORY

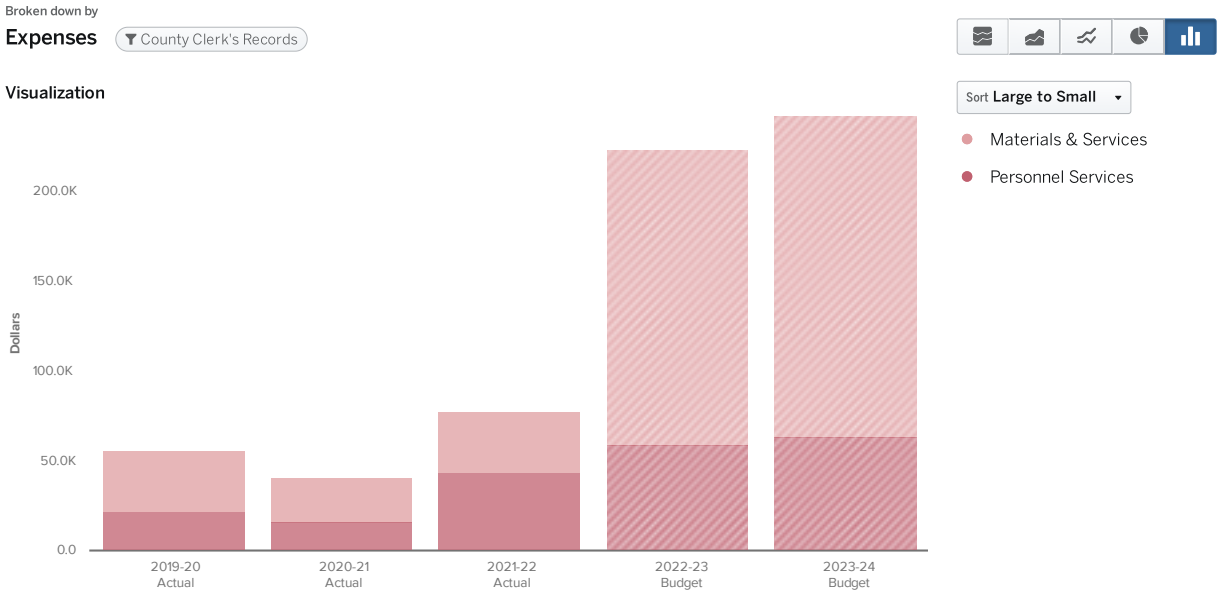

REVENUE HISTORY

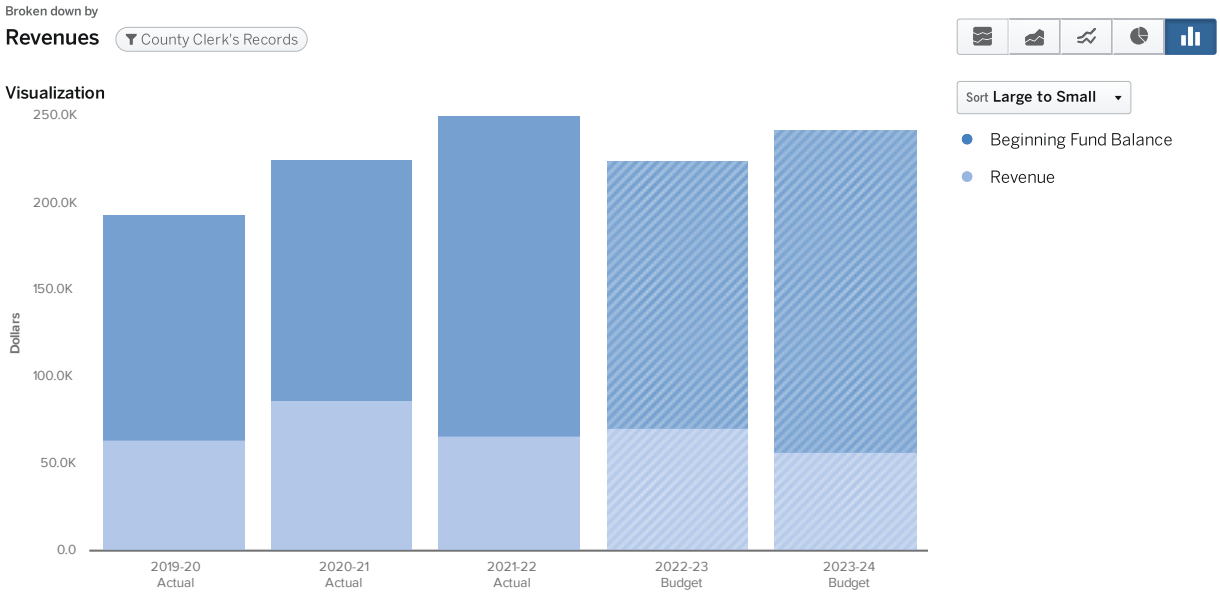

SIGNIFICANT CHANGES

None

SUPPLEMENTAL INFORMATION

- Digital Research Room (lincoln.or.us)

TITLE III / SAFETY NET FUND

BUDGET ORG

Fund: 213 Title III/Safety Net Fund
Dept: 813 and 814
Category: Community Services

KEY STAFF

Tim Johnson, County Administrator
Onno Husing, Director of Planning (Lincoln Land Legacy Program)

OVERVIEW

Under Public Law 106-393, “The Secure Rural Schools and Community Self-Determination Act of 2000,” the Title III/Safety net fund accrues revenue to be set aside for projects authorized by the law. This was the Act that replaced revenue sharing from receipts from harvesting timber in Federal Forest and Federal Bureau of Land Management lands with an annual congressional budget appropriation divided between Schools, Counties (for Roads and limited amounts for general county purposes), and Federal land agencies (Forest Service and BLM). A small portion of the annual appropriation, known as Title III of the Act, allowed limited resources to Counties to fund special categories of expenditures. Lincoln County has elected to obligate most of its remaining Title III (old Title III) funds to the Lincoln Land Legacy Program, an eligible funding category. Note: Title III was reauthorized beginning in 2008 (Public Law 110-343), but significantly narrowing the possible uses of “new” Title III funds. That law has been amended to allow some additional expenditures. Because of the differing uses allowed under preexisting law and new authorizations, the County has two different departments within this fund to account for its expenditures in accordance with law.

MAJOR ACTIVITIES

- Fund qualifying expenditures in the Lincoln Land Legacy Program (Program), which has the County partnering with public, private and nonprofit groups, persons and entities to create conservation easements throughout the County meeting Program vision, goals and objectives.

- Fund other qualifying expenditures, including activities around mapping and photogrammetric resources countywide, and forest education through the wildlife management services federal/state/local partnership.

- Fund qualifying emergency services programs and resources eligible under “new” Title III requirements.

FUNDING SOURCES

- Reserves and annual Federal Funding (additional “old” Title III funding has been discontinued); “new“ Title III funding dependent on annual Federal authorizations.

- Interest on existing Fund balances.

REVENUE & EXPENDITURE SUMMARY

Title III/Safety Net Expenses & Revenues

	2019 - 20 Actual	2020 - 21 Actual	2021 - 22 Actual	2022 - 23 Budget	2023 - 24 Budget
Revenues					
Beginning Fund Balance	$1,421,946	$1,417,150	$1,364,042	$1,196,542	$1,245,205
Revenue					
Miscellaneous	$29,052	$11,732	$8,898	$10,000	$20,000
REVENUE TOTAL	**$29,052**	**$11,732**	**$8,898**	**$10,000**	**$20,000**
REVENUES TOTAL	**$1,450,998**	**$1,428,882**	**$1,372,940**	**$1,206,542**	**$1,265,205**
Expenses					
Capital Expenditures	$0	$0	$0	$671,495	$767,537
Materials & Services					
Other Contract Services	$14,298	$24,782	$77,668	$435,047	$446,030
Program Expenses	$11,704	$40,057	$14,569	$75,000	$25,619
Furniture & Equipment <$10K	$0	$0	$0	$25,000	$25,000
Internal Service Charges	$0	$0	$0	$0	$1,019
MATERIALS & SERVICES TOTAL	**$26,002**	**$64,839**	**$92,236**	**$535,047**	**$497,668**
EXPENSES TOTAL	**$26,002**	**$64,839**	**$92,236**	**$1,206,542**	**$1,265,205**
REVENUES LESS EXPENSES	**$1,424,996**	**$1,364,042**	**$1,280,704**	**$0**	**$0**

RECENT ACCOMPLISHMENTS

- Several conservation easements in the works in concert with Siletz Tribe, McKenzie River Trust (a nonprofit holder of Conservation easements) and others along the coast, along Yaquina Bay and in South County.

GOALS & OBJECTIVES

- Reinvigorate Land Legacy Program after retirement of co-founders of Program.

- Identify and pursue priority projects eligible for Tittle III “new” funding to enhance emergency services and wildfire prevention planning.

DEPARTMENT METRICS

- Complete several pending conservation easement projects in 2023-24.
- Identify new projects and partners.
- Produce report on eligible “new” Title III options by December 31, 2023.

EXPENSE HISTORY

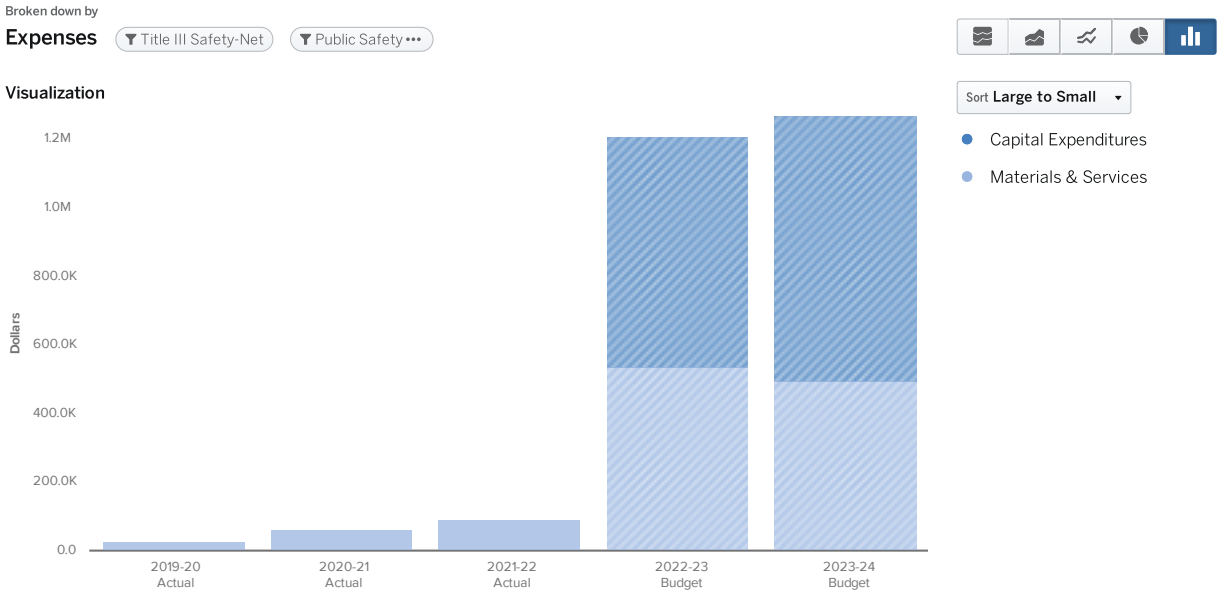

REVENUE HISTORY

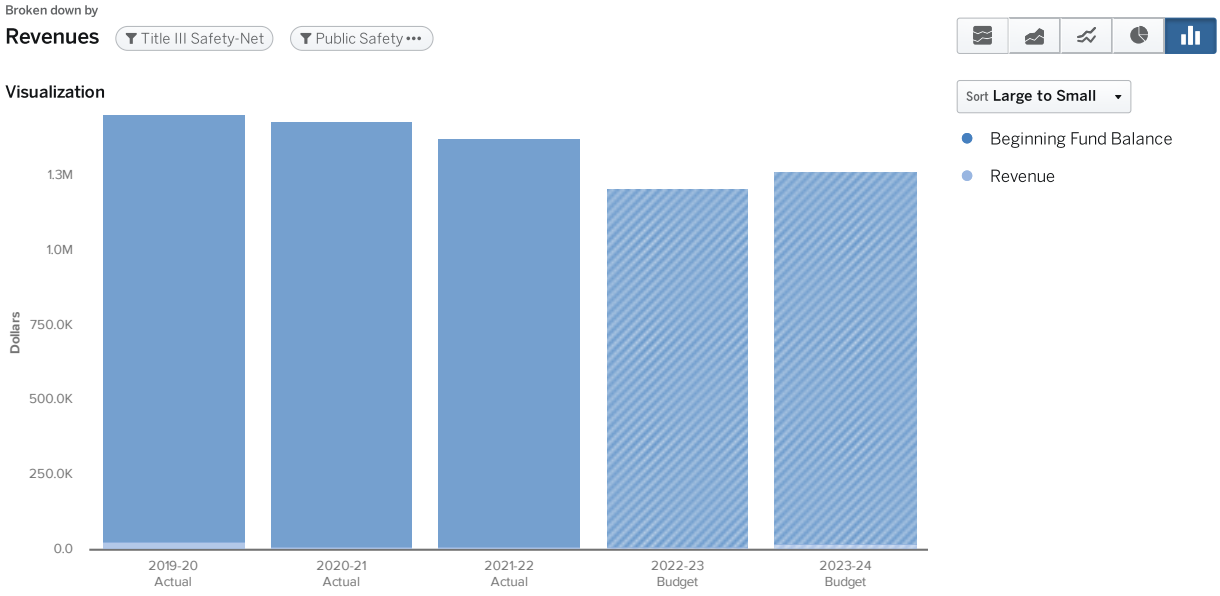

SIGNIFICANT CHANGES

None

SUPPLEMENTAL INFORMATION

None

SELF INSURANCE FUND

BUDGET ORG

Fund: 215 Self Insurance Fund
Dept: 815 Self Insurance Operations
Category: General Government

KEY STAFF

Kristin Yuille. County Counsel
Gina Lekas, Paralegal and Risk Manager
Christina Shearer, Finance Director
Deanna Gravelle, Assistant Finance Director

OVERVIEW

This fund provides organization-wide services including, but not limited to insurance reserves and available appropriations for deductibles, non-covered claims, and self-insured activities outside of insurance coverage (including but not limited to retrospective workers compensation, unemployment, property, fire, auto and liability insurance) purchased by the County. The reserves allow the County to acquire these retrospective insurance policies at a much lower initial cost than standard industry premiums, and to thereafter benefit from reduced overall costs if claims are held in check. These policies are an attractive option because the County engages in a proactive and on-going risk management and safety program, with services, facilities and equipment for all county departments paid from the fund. In addition, the fund is available for costs associated with administering the County non-PERS retirement plans and periodic unemployment insurance costs. The fund is used for employee safety, ergonomics and workplace / facilities risk removal improvements

MAJOR ACTIVITIES

- Provide for administration, processing and coverage of potential insurance claims and expenses associated with County liability, auto, workers compensation and property coverages.
- Proactively address claims related issues, facilities improvements, equipment purchases; administration of County Retirement Plans, worker's comp, and other insurances and self-insurances.
- Manage workers compensation and unemployment insurance costs and services

FUNDING SOURCES

- Reserves and annual department/fund assessments
- Interest on existing Fund balances

REVENUE & EXPENDITURE SUMMARY

Self Insurance Expenses & Revenues

	2019 - 20 Actual	2020 - 21 Actual	2021 - 22 Actual	2022 - 23 Budget	2023 - 24 Budget
Revenues					
Beginning Fund Balance					
Beginning Balance	$3,980,841	$2,568,288	$3,165,444	$3,411,044	$3,431,248
BEGINNING FUND BALANCE TOTAL	**$3,980,841**	**$2,568,288**	**$3,165,444**	**$3,411,044**	**$3,431,248**
Revenue					
Charges For Services	$1,090,592	$1,359,943	$1,240,036	$1,250,000	$1,100,000
Intergovernmental - Federal	$596,894	$270,491	$0	$0	$0
Miscellaneous	$93,998	$87,653	$52,659	$62,500	$50,000
REVENUE TOTAL	**$1,781,484**	**$1,718,086**	**$1,292,695**	**$1,312,500**	**$1,150,000**
REVENUES TOTAL	**$5,762,325**	**$4,286,374**	**$4,458,139**	**$4,723,544**	**$4,581,248**
Expenses					
Contingency					
Contingency	$0	$0	$0	$3,315,644	$3,208,678
CONTINGENCY TOTAL	**$0**	**$0**	**$0**	**$3,315,644**	**$3,208,678**
Materials & Services					
Program Expenses	$521,525	$694,753	$660,670	$806,500	$657,500
Internal Service Charges	$45,702	$124,544	$218,545	$195,000	$504,100
Other Contract Services	$356,374	$68,602	$50,532	$200,000	$126,070
Furniture & Equipment <$10K	$19,197	$1,713	$759	$25,000	$15,000
Training & Professional Development	$270	$200	$985	$3,400	$3,400
Travel	$93	$0	$0	$3,000	$1,500
MATERIALS & SERVICES TOTAL	**$943,161**	**$889,813**	**$931,491**	**$1,232,900**	**$1,307,570**
Transfers Out					
Transfers	$2,250,000	$0	$0	$0	$0
TRANSFERS OUT TOTAL	**$2,250,000**	**$0**	**$0**	**$0**	**$0**
Capital Expenditures					
Capital Expenditures	$876	$226,288	$0	$175,000	$65,000
CAPITAL EXPENDITURES TOTAL	**$876**	**$226,288**	**$0**	**$175,000**	**$65,000**
Personnel Services					
Non-Represented	$0	$4,000	$0	$0	$0
Retirement	$0	$440	$0	$0	$0
Other Personnel Expenses	$0	$390	$0	$0	$0
PERSONNEL SERVICES TOTAL	**$0**	**$4,830**	**$0**	**$0**	**$0**
EXPENSES TOTAL	**$3,194,037**	**$1,120,930**	**$931,491**	**$4,723,544**	**$4,581,248**
REVENUES LESS EXPENSES	**$2,568,288**	**$3,165,444**	**$3,526,648**	**$0**	**$0**

RECENT ACCOMPLISHMENTS

- None

GOALS & OBJECTIVES

- Adequately fund reserve activities to allow continued use of retrospective insurance programs that provide lesser overall costs for insurance coverages.
- Review and expand risk management and safety policies, programs and services to lessen overall risks and claim filings.
- Review insurance policy options and providers to insure the best coverage at the least cost to the County. That includes more self-insurance options.

DEPARTMENT METRICS

- Funding provided annually.
- Risk Management and Safety Program evaluations and proposed changes by June 30, 2024
- Insurance options, including self-insurance options, ongoing.

EXPENSE HISTORY

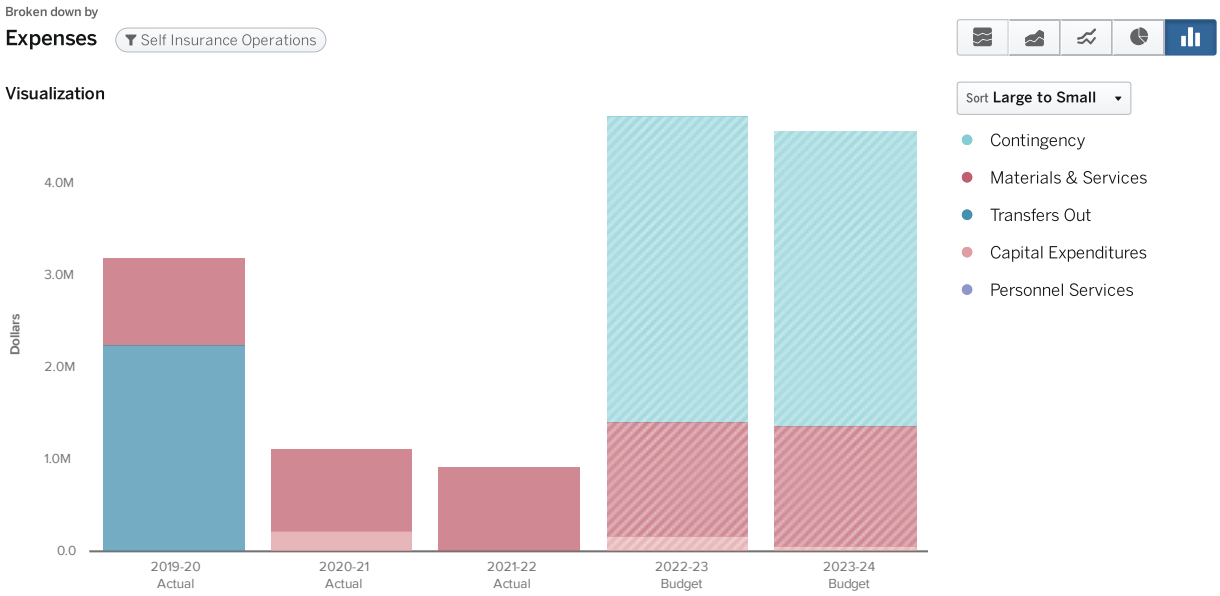

REVENUE HISTORY

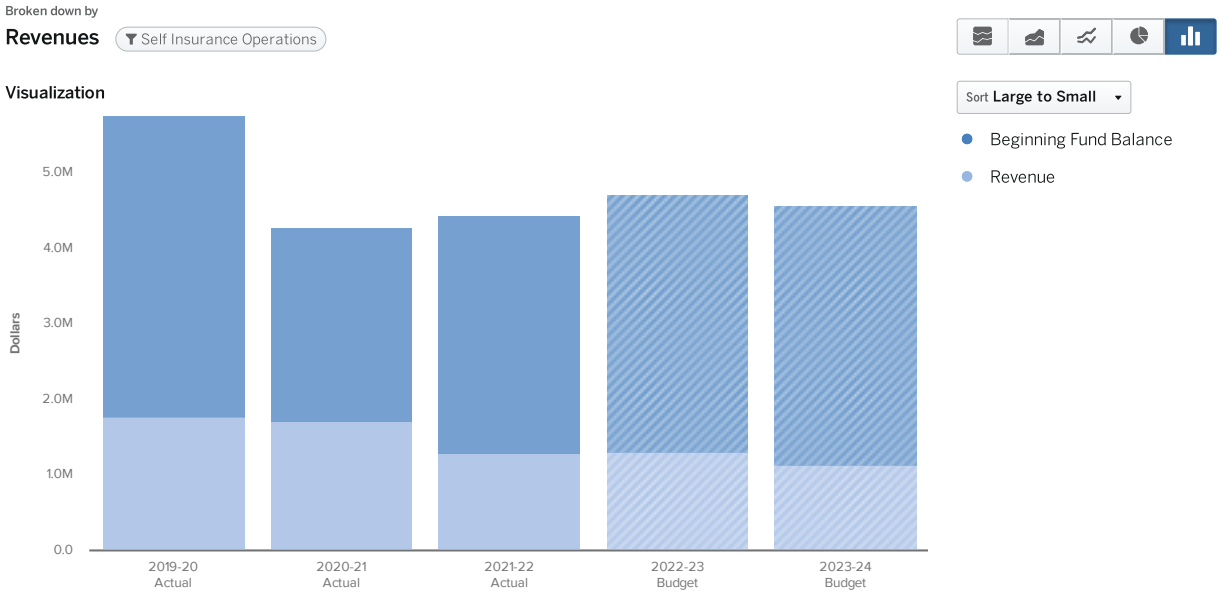

SIGNIFICANT CHANGES

None

SUPPLEMENTAL INFORMATION

None

CORNER PRESERVATION

BUDGET ORG

Fund: 217 Corner Preservation
Dept: 817 Corner Preservation
Category: General Government

KEY STAFF

Eli Adam, County Surveyor
Eathan Nicley, Deputy County Surveyor

OVERVIEW

The Corner Preservation Fund maintains the rectangular survey system for the use and benefit of the public. This supports the location of all property deeds and ownership in Lincoln County.

MAJOR ACTIVITIES

- Research, survey, and perpetuate original survey positions.
- Operate in accordance with the Manual of Instructions.
- Interact with private surveyors and external agencies such as the Bureau of Land Management, United States Forest Service, National Oceanic Atmosphere Administration, United States Geological Service, State of Oregon Department of Forestry, Oregon Department of Transportation, and public utilities.

FUNDING SOURCES

- A portion of some recording fees.

REVENUE & EXPENDITURE SUMMARY

Corner Preservation Expenses & Revenues

	2019 - 20 Actual	2020 - 21 Actual	2021 - 22 Actual	2022 - 23 Budget	2023 - 24 Budget
Revenues					
Beginning Fund Balance					
Beginning Balance	$332,060	$344,488	$410,901	$398,318	$300,067
BEGINNING FUND BALANCE TOTAL	**$332,060**	**$344,488**	**$410,901**	**$398,318**	**$300,067**
Revenue					
Permits & Fees	$114,817	$147,364	$128,374	$103,000	$83,000
Miscellaneous	$7,393	$3,268	$3,136	$3,800	$10,000
REVENUE TOTAL	**$122,210**	**$150,632**	**$131,510**	**$106,800**	**$93,000**
REVENUES TOTAL	**$454,270**	**$495,120**	**$542,411**	**$505,118**	**$393,067**
Expenses					
Materials & Services	$92,666	$80,293	$31,951	$145,700	$149,800
Contingency	$0	$0	$0	$217,618	$95,266
Capital Expenditures					
Capital Expenditures	$17,116	$0	$0	$98,000	$108,001
CAPITAL EXPENDITURES TOTAL	**$17,116**	**$0**	**$0**	**$98,000**	**$108,001**
Personnel Services					
Part Time	$0	$3,578	$26,798	$40,000	$40,000
Other Personnel Expenses	$0	$349	$2,794	$3,800	$0
PERSONNEL SERVICES TOTAL	**$0**	**$3,927**	**$29,591**	**$43,800**	**$40,000**
EXPENSES TOTAL	**$109,782**	**$84,219**	**$61,543**	**$505,118**	**$393,067**
REVENUES LESS EXPENSES	**$344,488**	**$410,901**	**$480,868**	**$0**	**$0**

RECENT ACCOMPLISHMENTS

- Corner monument maintenance throughout the County.
- Develop and apply geodetic control to corners of the rectangular survey system.

GOALS & OBJECTIVES

- Continue recovering and analyzing original survey evidence.
- Perpetuate original survey positions.

DEPARTMENT METRICS

- Contributed to a portion of the Surveyor's Office metrics.

EXPENSE HISTORY

REVENUE HISTORY

EXPENSE HISTORY

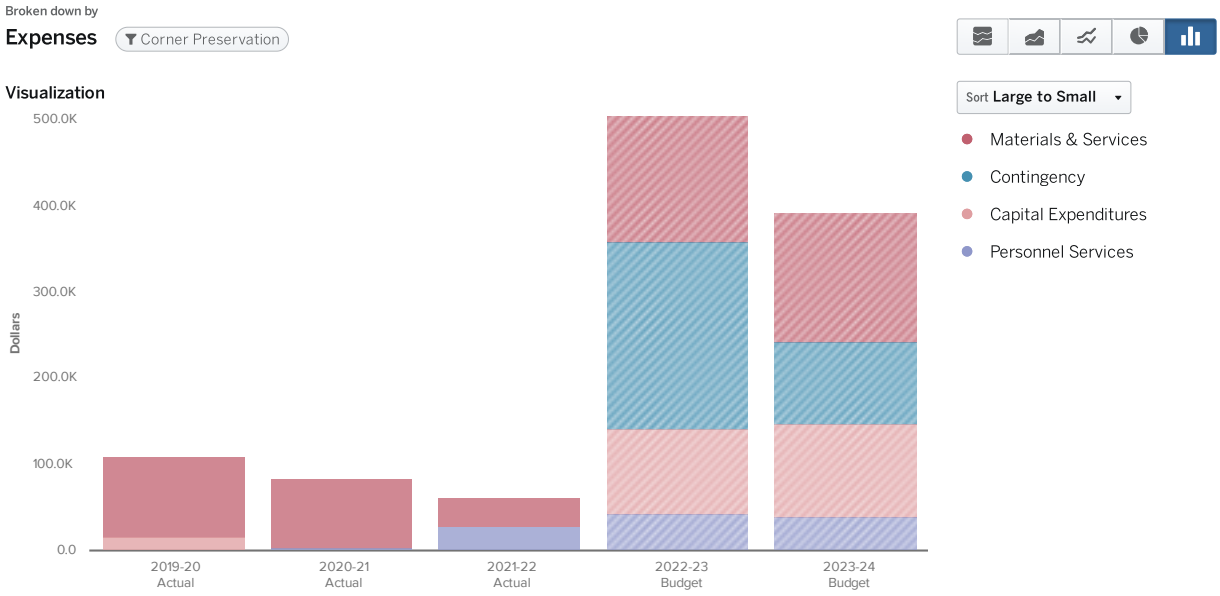

REVENUE HISTORY

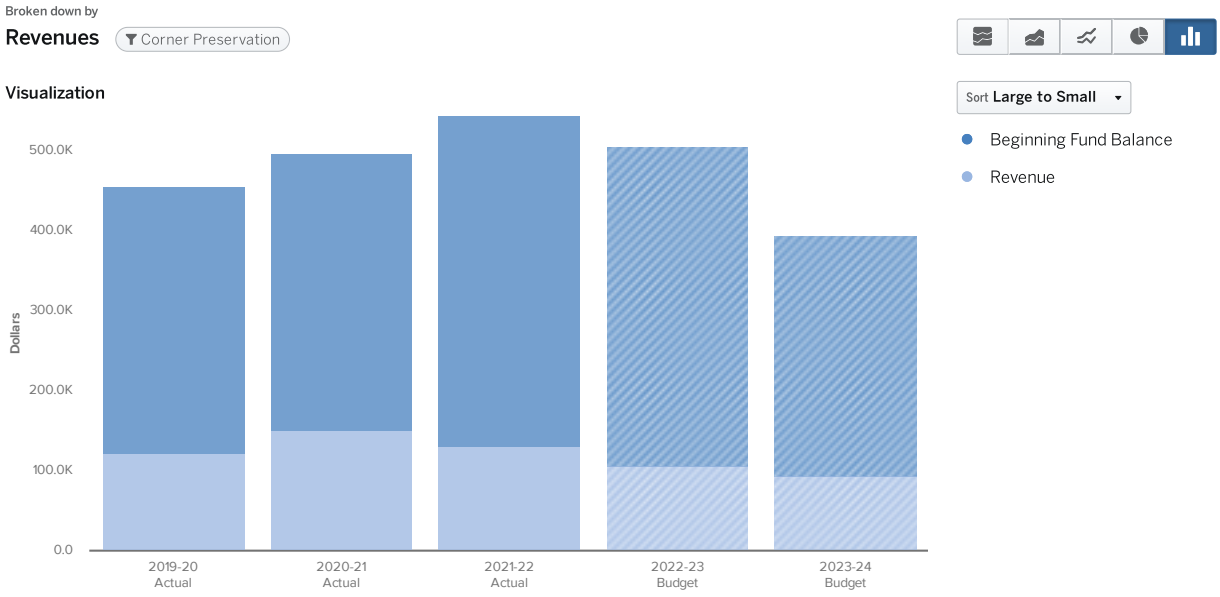

SIGNIFICANT CHANGES

None

SUPPLEMENTAL INFORMATION

None

LINCOLN COUNTY HOMELESS PLANNING

BUDGET ORG

Fund: 218 Homeless Planning
Dept: 818 Homeless Planning
Category: Community Services

KEY STAFF

Tim Johnson, County Administrator

OVERVIEW

The Homeless Planning fund consists of a state grant to facilitate housing opportunities for the homeless in Lincoln County.

MAJOR ACTIVITIES

-

FUNDING SOURCES

- Grant Funds - State

REVENUE & EXPENDITURE SUMMARY

Homeless Planning Rev & Exp

	2019 - 20 Actual	2020 - 21 Actual	2021 - 22 Actual	2022 - 23 Budget	2023 - 24 Budget
Revenues					
Revenue					
Intergovernmental - State	$0	$0	$0	$1,000,000	$0
REVENUE TOTAL	**$0**	**$0**	**$0**	**$1,000,000**	**$0**
Beginning Fund Balance	$0	$0	$0	$0	$600,000
REVENUES TOTAL	**$0**	**$0**	**$0**	**$1,000,000**	**$600,000**
Expenses					
Materials & Services					
Other Contract Services	$0	$0	$0	$850,000	$600,000
Internal Service Charges	$0	$0	$0	$100,000	$0
MATERIALS & SERVICES TOTAL	**$0**	**$0**	**$0**	**$950,000**	**$600,000**
Personnel Services					
Part Time	$0	$0	$0	$50,000	$0
PERSONNEL SERVICES TOTAL	**$0**	**$0**	**$0**	**$50,000**	**$0**
EXPENSES TOTAL	**$0**	**$0**	**$0**	**$1,000,000**	**$600,000**
REVENUES LESS EXPENSES	**$0**	**$0**	**$0**	**$0**	**$0**

RECENT ACCOMPLISHMENTS

-

GOALS & OBJECTIVES

-

DEPARTMENT METRICS

To be determined

EXPENSE HISTORY

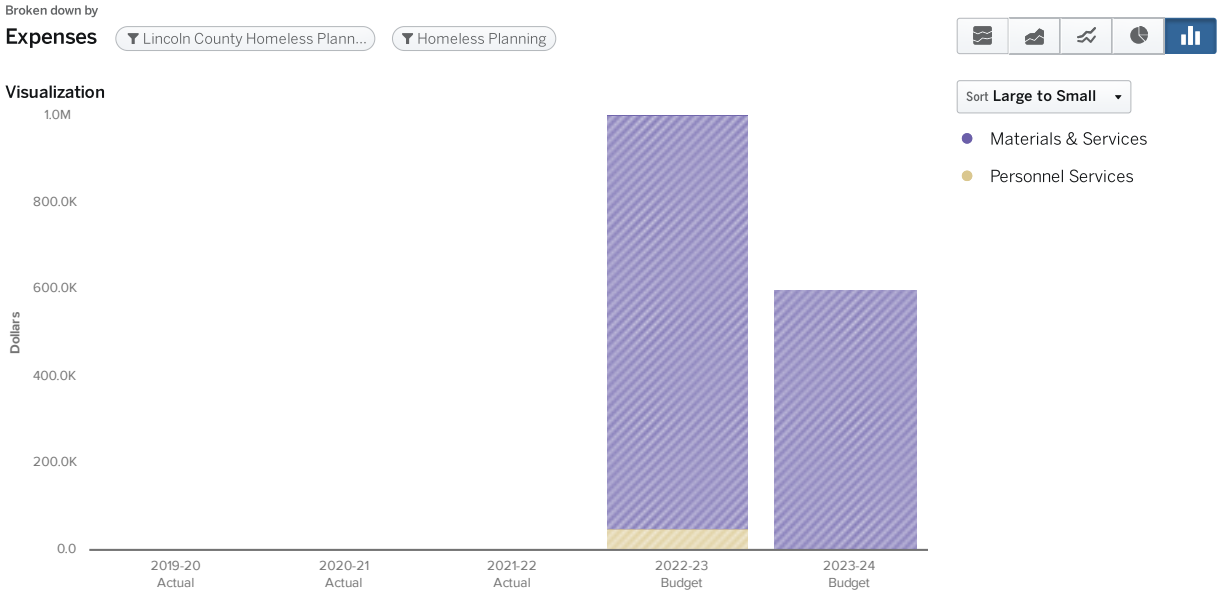

REVENUE HISTORY

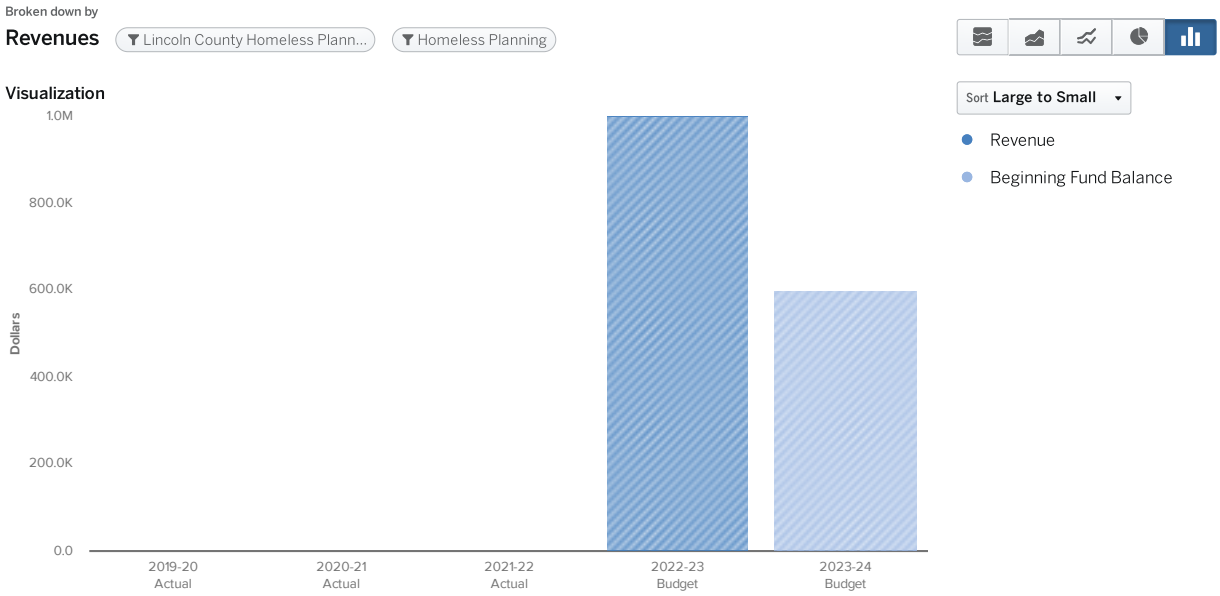

SIGNIFICANT CHANGES

This fund was established during FY2023.

SUPPLEMENTAL INFORMATION

AMERICAN RESCUE PLAN ACT

BUDGET ORG

Fund: 275 American Rescue Plan Act
Dept: 007 County Administration
Category: General Government

KEY STAFF

OVERVIEW

None

MAJOR ACTIVITIES

- None

FUNDING SOURCES

- None

REVENUE & EXPENDITURE SUMMARY

American Rescue Plan Act Exp & Rev

	2019 - 20 Actual	2020 - 21 Actual	2021 - 22 Actual	2022 - 23 Budget	2023 - 24 Budget
Revenues					
Beginning Fund Balance					
Beginning Balance	$0	$0	$0	$9,393,543	$7,418,735
BEGINNING FUND BALANCE TOTAL	**$0**	**$0**	**$0**	**$9,393,543**	**$7,418,735**
Revenue					
Intergovernmental - Federal	$0	$0	$9,704,533	$0	$0
REVENUE TOTAL	**$0**	**$0**	**$9,704,533**	**$0**	**$0**
REVENUES TOTAL	**$0**	**$0**	**$9,704,533**	**$9,393,543**	**$7,418,735**
Expenses					
Contingency					
Contingency	$0	$0	$0	$4,579,785	$3,830,600
CONTINGENCY TOTAL	**$0**	**$0**	**$0**	**$4,579,785**	**$3,830,600**
Materials & Services					
Other Contract Services	$0	$0	$0	$1,499,001	$2,738,135
Furniture & Equipment <$10K	$0	$0	$0	$277,000	$0
Program Expenses	$0	$0	$0	$233,500	$0
IT Software & Equipment	$0	$0	$0	$26,500	$0
MATERIALS & SERVICES TOTAL	**$0**	**$0**	**$0**	**$2,036,001**	**$2,738,135**
Capital Expenditures					
Capital Expenditures	$0	$0	$0	$1,611,000	$850,000
CAPITAL EXPENDITURES TOTAL	**$0**	**$0**	**$0**	**$1,611,000**	**$850,000**
Transfers Out					
Transfers	$0	$0	$91,448	$1,166,757	$0
TRANSFERS OUT TOTAL	**$0**	**$0**	**$91,448**	**$1,166,757**	**$0**
Personnel Services					
Non-Represented	$0	$0	$219,176	$0	$0
Other Personnel Expenses	$0	$0	$366	$0	$0
PERSONNEL SERVICES TOTAL	**$0**	**$0**	**$219,542**	**$0**	**$0**
EXPENSES TOTAL	**$0**	**$0**	**$310,990**	**$9,393,543**	**$7,418,735**
REVENUES LESS EXPENSES	**$0**	**$0**	**$9,393,543**	**$0**	**$0**

RECENT ACCOMPLISHMENTS

- None

GOALS & OBJECTIVES

- None

DEPARTMENT METRICS

None

EXPENSE HISTORY

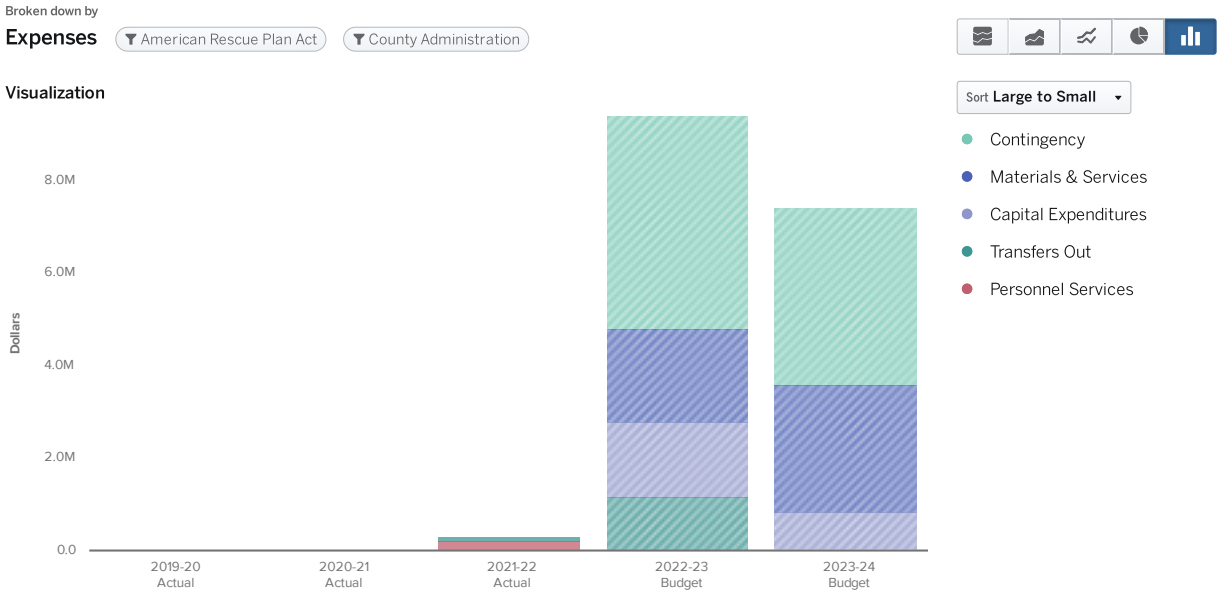

REVENUE HISTORY

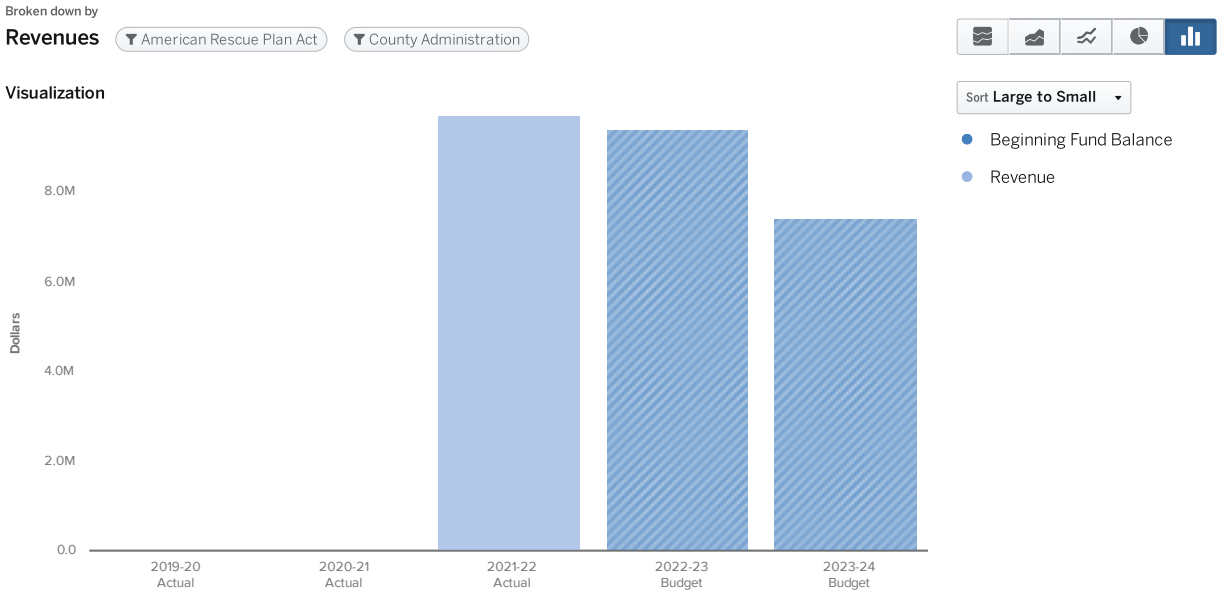

SIGNIFICANT CHANGES

None

SUPPLEMENTAL INFORMATION

None

PUBLIC SAFETY RADIO COMMUNICATIONS

BUDGET ORG

Fund: 291 Radio Communications Systems Fund
Dept: 291 Public Safety Communications
Category: Public Safety

KEY STAFF

Sheriff Curtis Landers (Elected Official)
Adam Shanks, Administrative Lieutenant
Jenny Demaris, Emergency Manager

OVERVIEW

This Department acts as a cost center for County Public Safety Communications. Funds for this department facilitate the management and maintenance of the County's communication infrastructure.

MAJOR ACTIVITIES

- Manage and coordinate maintenance needs of the county communications system infrastructure
- Manage budget including cost share, contracts/leases, and billing and payment processes
- Develop and update countywide Communications Plan

FUNDING SOURCES

- General Fund
- User Agency Cost Sharing
- Rental Revenue from site tenants

REVENUE & EXPENDITURE SUMMARY

Radio Communications Systems Fund Expenses & Revenues

	2019 - 20 Actual	2020 - 21 Actual	2021 - 22 Actual	2022 - 23 Budget	2023 - 24 Budget
Revenues					
Revenue					
Charges For Services	$124,065	$119,651	$125,593	$125,199	$133,682
Intergovernmental - Federal	$0	$0	$0	$0	$20,000
REVENUE TOTAL	**$124,065**	**$119,651**	**$125,593**	**$125,199**	**$153,682**
Beginning Fund Balance					
Beginning Balance	$63,081	$83,825	$135,528	$103,706	$176,669
BEGINNING FUND BALANCE TOTAL	**$63,081**	**$83,825**	**$135,528**	**$103,706**	**$176,669**
Transfers In					
Interfund Transfers In	$55,875	$55,875	$58,404	$56,956	$63,858
TRANSFERS IN TOTAL	**$55,875**	**$55,875**	**$58,404**	**$56,956**	**$63,858**
REVENUES TOTAL	**$243,021**	**$259,352**	**$319,525**	**$285,861**	**$394,209**
Expenses					
Materials & Services					
Rent & Facilities Expense	$69,379	$70,835	$73,793	$71,527	$80,000
Furniture & Equipment <$10K	$48,068	$11,898	$23,075	$45,000	$49,000
Program Expenses	$24,787	$24,630	$24,820	$25,838	$26,000
Other Contract Services	$7,374	$7,374	$8,848	$7,374	$8,099
Office Expense	$6,944	$6,154	$6,070	$8,000	$8,000
Internal Service Charges	$2,644	$2,934	$5,526	$3,022	$8,000
MATERIALS & SERVICES TOTAL	**$159,196**	**$123,823**	**$142,132**	**$160,761**	**$179,099**
Contingency					
Contingency	$0	$0	$0	$125,100	$195,110
CONTINGENCY TOTAL	**$0**	**$0**	**$0**	**$125,100**	**$195,110**
Personnel Services	$0	$0	$0	$0	$20,000
EXPENSES TOTAL	**$159,196**	**$123,823**	**$142,132**	**$285,861**	**$394,209**
REVENUES LESS EXPENSES	**$83,825**	**$135,528**	**$177,393**	**$0**	**$0**

RECENT ACCOMPLISHMENTS

- Applied for and awarded federal grant/appropriations funding of $2,472,294 for system upgrades, replacement, and Communications Plan update

GOALS & OBJECTIVES

- Apply grant funds for system upgrades, backup power sources, and equipment replacement at tower sites
- Apply grant funds for countywide Communications Plan update

DEPARTMENT METRICS

- Maintain fully operational radio communications system for emergency response agencies, including police/fire/EMS/public roads/Public Safety Answering Point (PSAP Centers) in and for Lincoln County
- Obtain revenue through grant opportunities for equipment upgrades and communications infrastructure at tower sites

EXPENSE HISTORY

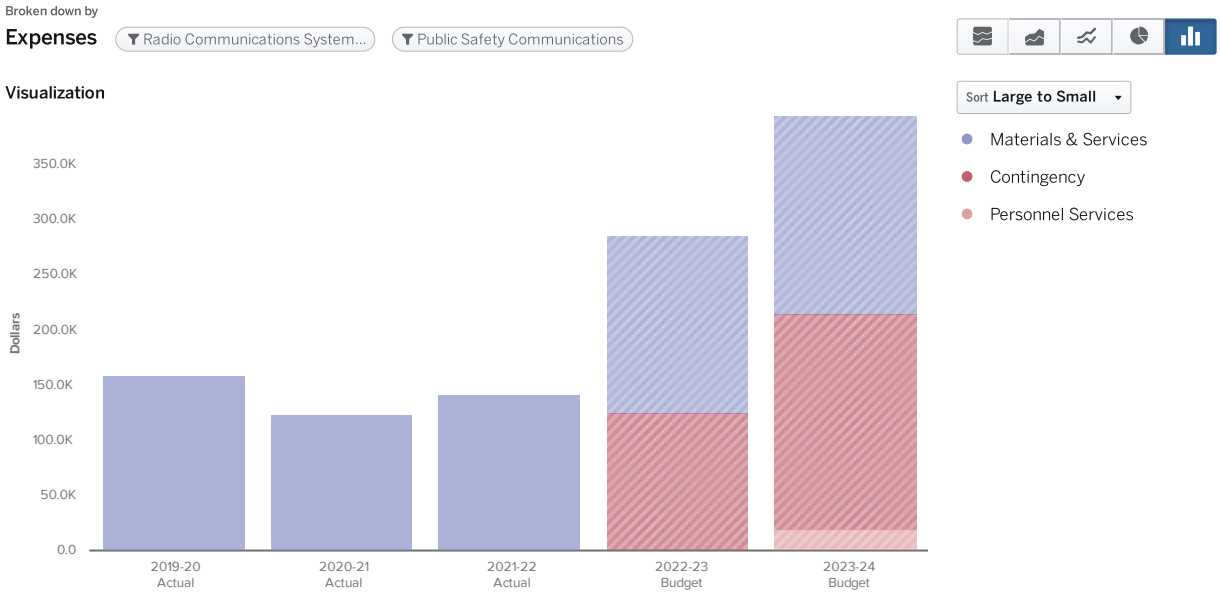

REVENUE HISTORY

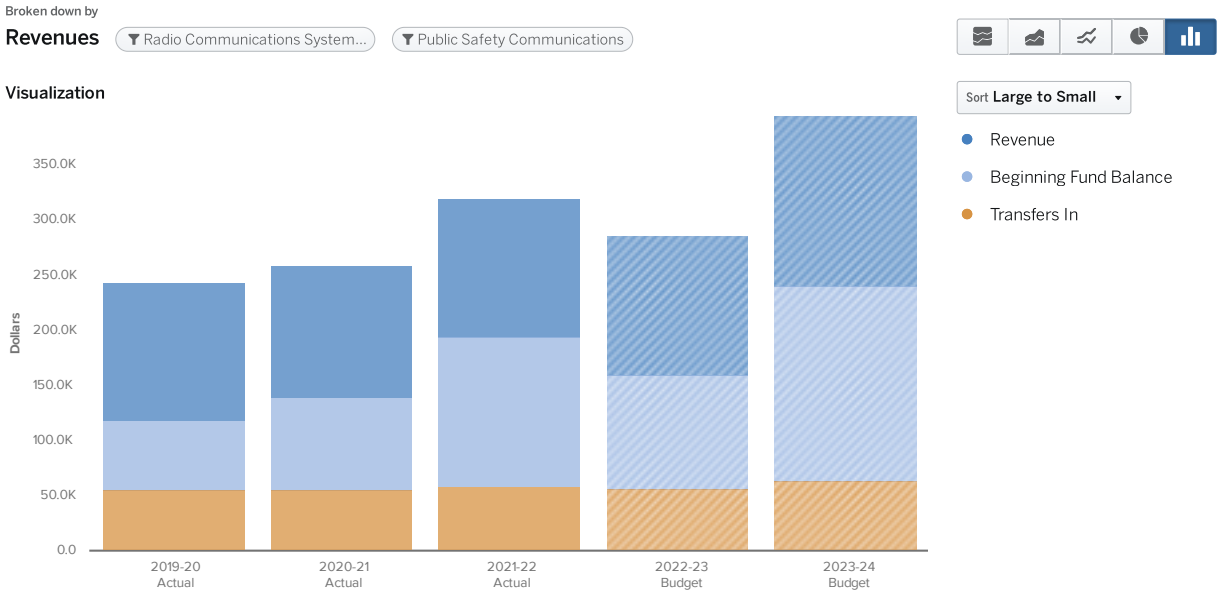

SIGNIFICANT CHANGES

None

SUPPLEMENTAL INFORMATION

None

DUII

BUDGET ORG

Fund: 601 DUI Fund
Dept: 520 DUII
Category: Public Safety

KEY STAFF

Kristin Yuille, County Counsel

OVERVIEW

This set-aside fund was established to comply with the legal provisions concerning the expenditure of funds obtained through civil forfeiture (specifically DUII) proceedings. Expenditures must comply with Ballot Measure 3 (Or. Const, Art XV, Sec 10) “The Oregon Property Protection Act of 2000”, and ORS chapter 131A (see ORS 131A.360). Qualifying expenditures are limited by law.

MAJOR ACTIVITIES

- None

FUNDING SOURCES

- Civil Forfeitures in accordance with law and agreements.
- Interest on existing Fund balances.

REVENUE & EXPENDITURE SUMMARY

DUII Expenses & Revenues

	2019 - 20 Actual	2020 - 21 Actual	2021 - 22 Actual	2022 - 23 Budget	2023 - 24 Budget
Revenues					
Beginning Fund Balance					
Beginning Balance	$20,724	$22,516	$22,703	$22,516	$21,991
BEGINNING FUND BALANCE TOTAL	**$20,724**	**$22,516**	**$22,703**	**$22,516**	**$21,991**
Revenue					
Miscellaneous	$439	$187	$154	$200	$400
Permits & Fees	$1,353	$0	$0	$0	$0
REVENUE TOTAL	**$1,792**	**$187**	**$154**	**$200**	**$400**
REVENUES TOTAL	**$22,516**	**$22,703**	**$22,858**	**$22,716**	**$22,391**
Expenses					
Materials & Services	$0	$0	$0	$18,000	$19,260
Contingency	$0	$0	$0	$4,716	$3,131
EXPENSES TOTAL	**$0**	**$0**	**$0**	**$22,716**	**$22,391**
REVENUES LESS EXPENSES	**$22,516**	**$22,703**	**$22,858**	**$0**	**$0**

RECENT ACCOMPLISHMENTS

- None

GOALS & OBJECTIVES

- None

DEPARTMENT METRICS

None

EXPENSE HISTORY

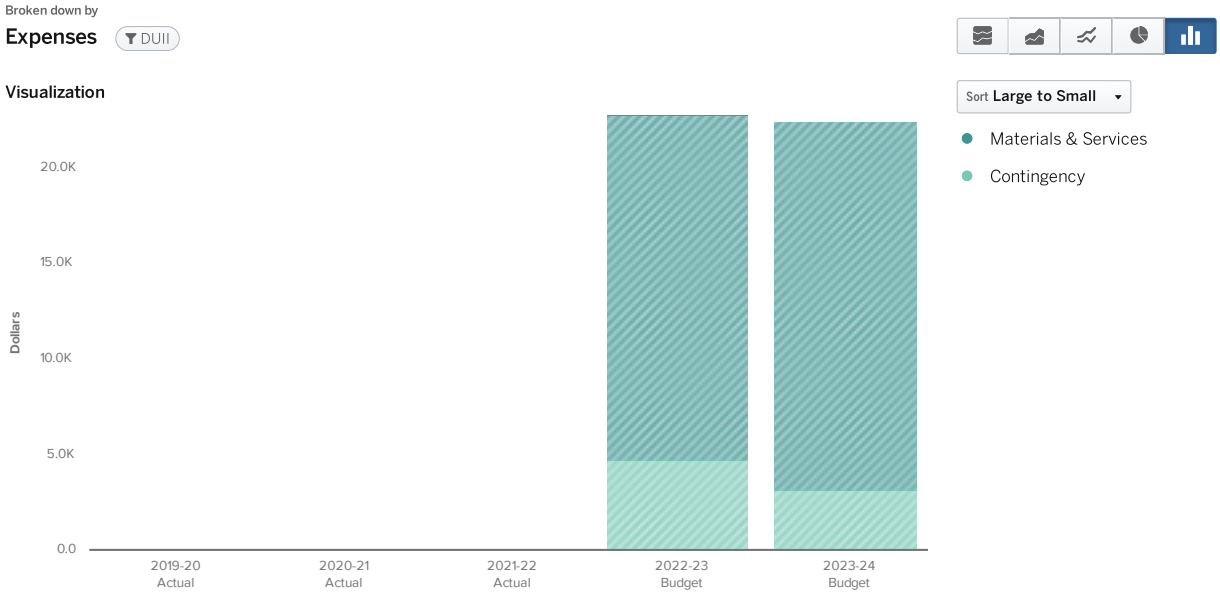

REVENUE HISTORY

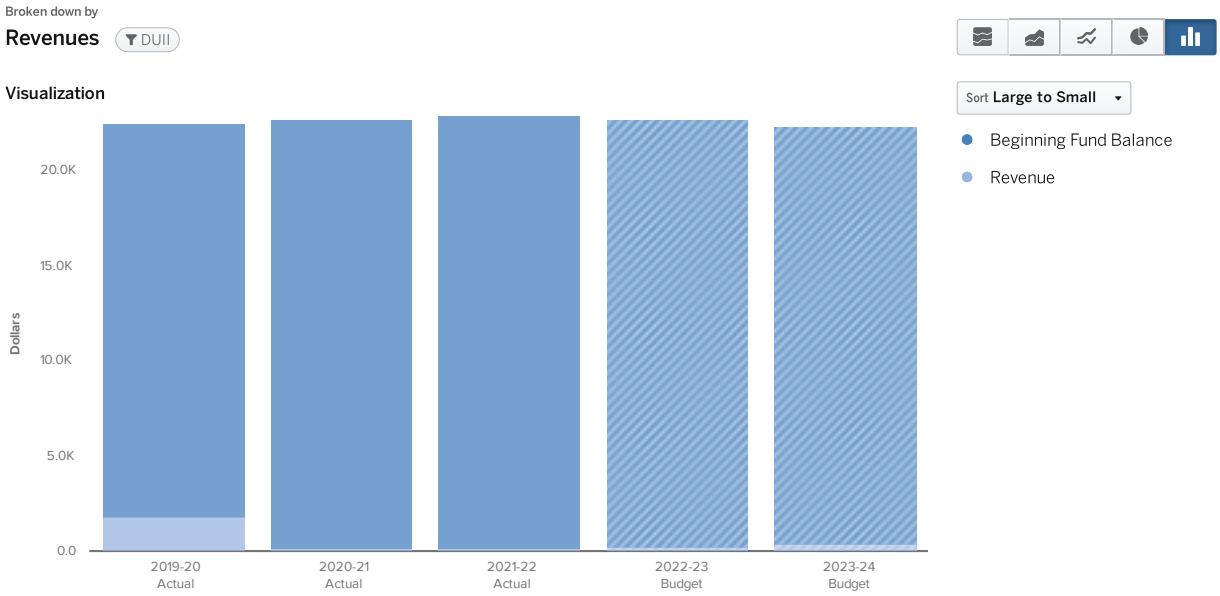

SIGNIFICANT CHANGES

None

SUPPLEMENTAL INFORMATION

None

AGATE BEACH DISPOSAL

BUDGET ORG

Fund: 603 Agate Beach Closure Fund
Dept: 530 Agate Beach Disposal Site Closure
Category: Community Services

KEY STAFF

Roy Kinion, Public Works Director
Paul Seitz, Solid Waste Administrator

OVERVIEW

The Agate Beach Disposal Site Closure Fund accounts for revenues and expenditures attributable to Lincoln County as a member of the Lincoln County Consortium for Solid Waste Management (Consortium), an ORS Chapter 190 interagency entity, charged with post closure monitoring and maintenance of the closed Agate Beach Landfill. The County, along with the cities of Newport, Depoe Bay, Lincoln City, Siletz and Toledo formed the Consortium in the early 1980s when the Agate Beach Landfill was operational and accepting waste as a regional landfill. When federal and state regulations required landfills west of the Coast Range (and most west of the Cascades) to close in the early 1990s and imposed significant costly closure actions and post closure maintenance and monitoring obligations on closed landfills, each member of the Consortium following the County's lead established dedicated funds to cover those immediate close costs and then ongoing obligations. The Consortium is currently in its fourth 10-year post closure permit period with the Oregon Department of Environmental Quality (expires 2027).

MAJOR ACTIVITIES

- Continue funding of operations, post closure monitoring and maintenance of the closed Agate Beach Landfill in accordance with Oregon Department of Environmental Quality (DEQ) closure permit requirements.
- Continued development of options and improvements to provide environmentally safe post closure actions at the landfill site.

FUNDING SOURCES

- Surcharge on waste hauled by franchised waste haulers for the unincorporated areas of the County.
- Interest on existing Fund balances.

REVENUE & EXPENDITURE SUMMARY

Agate Beach Disposal Expenses & Revenues

	2019 - 20 Actual	2020 - 21 Actual	2021 - 22 Actual	2022 - 23 Budget	2023 - 24 Budget
Revenues					
Beginning Fund Balance					
Beginning Balance	$698,146	$695,994	$683,568	$695,994	$658,534
BEGINNING FUND BALANCE TOTAL	**$698,146**	**$695,994**	**$683,568**	**$695,994**	**$658,534**
Revenue					
Miscellaneous	$14,180	$5,736	$4,629	$5,000	$12,500
Permits & Fees	$7,393	$8,066	$5,322	$7,500	$7,500
REVENUE TOTAL	**$21,574**	**$13,802**	**$9,951**	**$12,500**	**$20,000**
REVENUES TOTAL	**$719,720**	**$709,796**	**$693,519**	**$708,494**	**$678,534**
Expenses					
Contingency	$0	$0	$0	$193,494	$591,009
Materials & Services	$23,726	$26,228	$18,247	$500,000	$52,525
Capital Expenditures					
Capital Expenditures	$0	$0	$0	$15,000	$35,000
CAPITAL EXPENDITURES TOTAL	**$0**	**$0**	**$0**	**$15,000**	**$35,000**
EXPENSES TOTAL	**$23,726**	**$26,228**	**$18,247**	**$708,494**	**$678,534**
REVENUES LESS EXPENSES	**$695,994**	**$683,568**	**$675,272**	**$0**	**$0**

RECENT ACCOMPLISHMENTS

- Continued compliance with DEQ Permit requirements for maintenance and monitoring of the site.
- Annual and periodic reports, studies, and financial assurance provided DED in accordance with Permit requirements.

GOALS & OBJECTIVES

- Continued compliance with DEQ permit requirements.
- Work on next steps after expiration of Permit in 2027. Include leachate options, groundwater monitoring, and allowable facilities future uses.

DEPARTMENT METRICS

- Resources continue to meet or exceed expected County funding obligations.
- Next options for site determined well in advance of 2027 permit expiration.

EXPENSE HISTORY

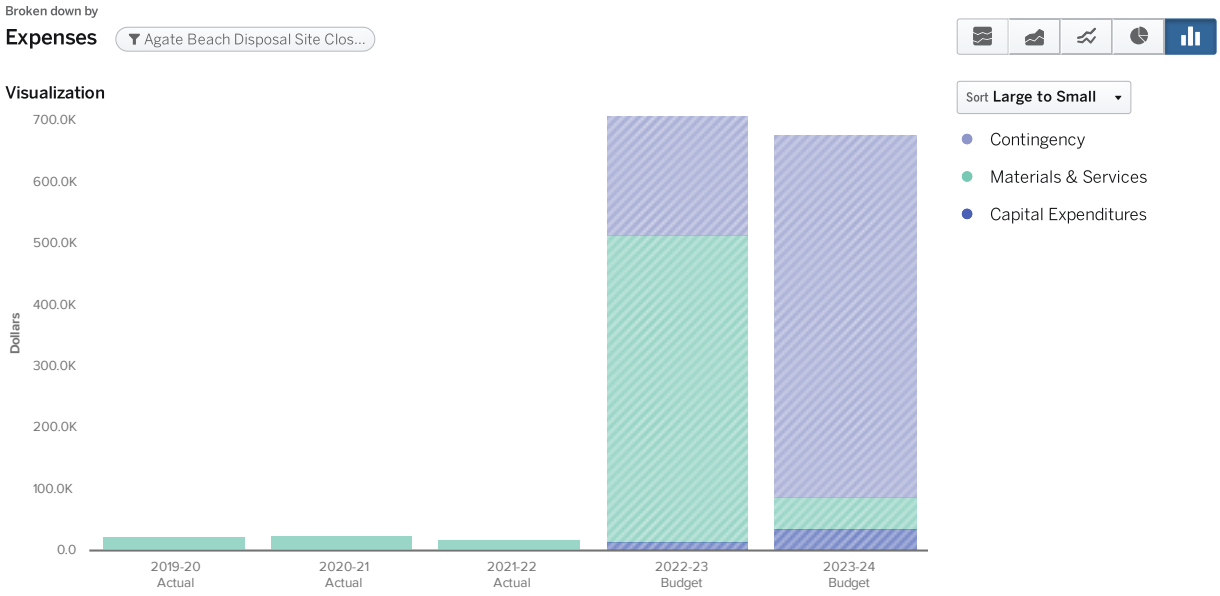

REVENUE HISTORY

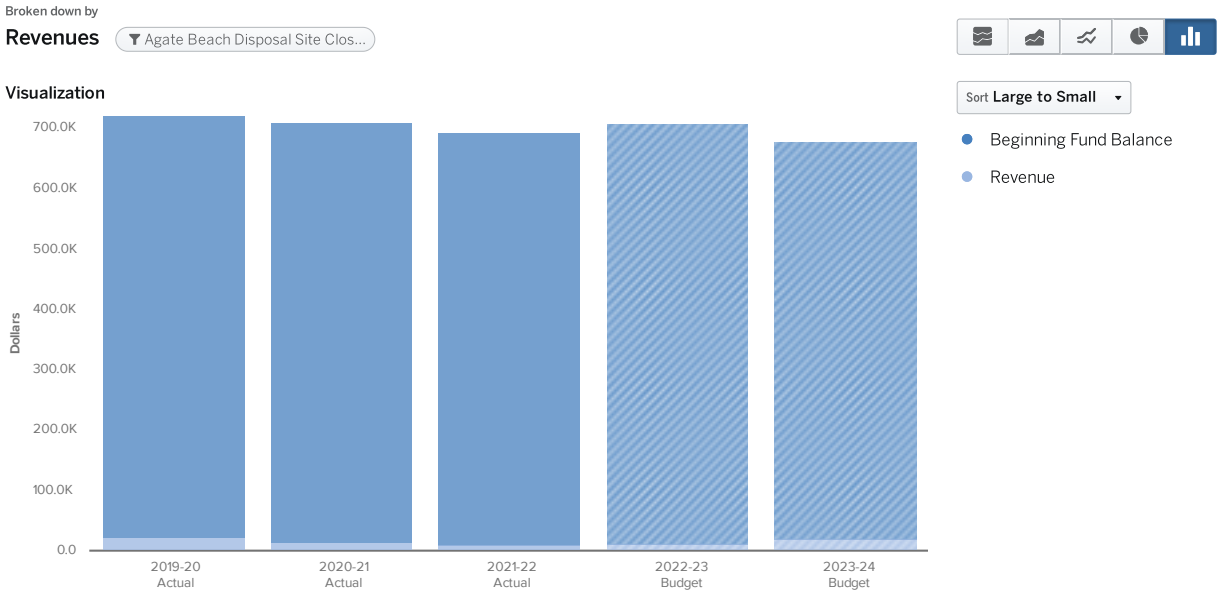

SIGNIFICANT CHANGES

None

SUPPLEMENTAL INFORMATION

None

COUNTY COMMONS FACILITIES

BUDGET ORG

Fund: 607 County Commons Fund
Dept: 811 County Commons Facilities
Category: Community Services

KEY STAFF

Tim Johnson County Administrator

OVERVIEW

The Lincoln County Commons, formerly the Lincoln County Fairgrounds, is a multiuse, year-round location serving as the home of the Lincoln County Fair, other year-round events, and a strategic central location for responses to county needs in circumstances like the recent wildfires, and mass covid responses (vaccinations). This fund serves to operate and maintain the County Commons Facilities and provides funding for the annual Lincoln County Fair event. The County concluded a comprehensive public Master Planning Project for redevelopment of the Commons (Commons Master Plan), adopted by the Fair Board and Board of Commissioners at the conclusion of a joint meeting of the Boards on March 27, 2019. The Commons Master Plan calls for major improvements and replacement of facilities and an operational and management plan for the facilities and events. The Fair Board and Board of Commissioners adopted a Memorandum of Agreement (MOA) on March 16, 2022, reflecting the expected broader use of the Commons Facilities on a year-round basis. Under that MOA the Fair Board's primary function is plan, prepare and produce the County Fair Event. The Board of Commissioners through its administrative resources and contracting will manage the Commons otherwise.

MAJOR ACTIVITIES

- Implement new management structure for Lincoln County Commons in accordance with Commons Master Plan and Memorandum of Agreement.
- Complete Fair Board appointments to support continuation and expansion of annual Fair Event for summer of 2023.
- Continue work on redevelopment of Commons Facilities in accordance with Commons Master Plan as may be amended by the Board of Commissioners as details plans are developed.

FUNDING SOURCES

- Transient Room Tax Revues authorized by voters for operational funding of Commons and Events. (Also funding of redevelopment plans, see Fund 607).
- State Video Lottery funds (for Annual Fair Event).
- Fees, ticket/admission receipts, sponsorships, and other sources for events or facilities.

REVENUE & EXPENDITURE SUMMARY

County Commons Facilities Expenses & Revenues

	2019 - 20 Actual	2020 - 21 Actual	2021 - 22 Actual	2022 - 23 Budget	2023 - 24 Budget
Revenues					
Beginning Fund Balance					
Beginning Balance	$3,036,695	$3,375,366	$4,050,783	$3,880,966	$6,218,780
BEGINNING FUND BALANCE TOTAL	**$3,036,695**	**$3,375,366**	**$4,050,783**	**$3,880,966**	**$6,218,780**
Revenue					
Other Taxes & Land Sales	$662,865	$770,363	$1,535,546	$975,000	$1,200,000
Miscellaneous	$66,599	$30,054	$32,094	$20,000	$85,000
REVENUE TOTAL	**$729,463**	**$800,417**	**$1,567,640**	**$995,000**	**$1,285,000**
REVENUES TOTAL	**$3,766,158**	**$4,175,783**	**$5,618,423**	**$4,875,966**	**$7,503,780**
Expenses					
Transfers Out					
Transfers	$340,000	$125,000	$208,000	$258,000	$7,185,604
TRANSFERS OUT TOTAL	**$340,000**	**$125,000**	**$208,000**	**$258,000**	**$7,185,604**
Capital Expenditures					
Capital Expenditures	$45,885	$0	$108,500	$4,147,966	$17,000
CAPITAL EXPENDITURES TOTAL	**$45,885**	**$0**	**$108,500**	**$4,147,966**	**$17,000**
Materials & Services					
Other Contract Services	$0	$0	$0	$450,000	$150,000
Furniture & Equipment <$10K	$3,149	$0	$0	$15,000	$0
Program Expenses	$0	$0	$0	$5,000	$0
Internal Service Charges	$0	$0	$0	$0	$1,176
MATERIALS & SERVICES TOTAL	**$3,149**	**$0**	**$0**	**$470,000**	**$151,176**
Contingency	$0	$0	$0	$0	$150,000
EXPENSES TOTAL	**$389,034**	**$125,000**	**$316,500**	**$4,875,966**	**$7,503,780**
REVENUES LESS EXPENSES	**$3,377,124**	**$4,050,783**	**$5,301,923**	**$0**	**$0**

RECENT ACCOMPLISHMENTS

- $250,000 in state funding for improvement of barn facility on Commons grounds awarded and spent, beginning redevelopment project.
- Renewal by legislature of video lottery funding for Fair Event.
- Adoption and implementation of MOA addressing operation and management of the Commons grounds and events.

GOALS & OBJECTIVES

- Continue redevelopment of Commons grounds in accordance with Master Plan. Includes establishment of construction schedule for various facilities, finalization of funding, and additional construction this fiscal year
- Finalize appointment of new Fair Board members and complete work on 2023 Fair Event.
- Renew or adopt new contract for Fair Event Management.
- Develop and adopt management structure for Commons facilities and events.

DEPARTMENT METRICS

- Fair Event held on June 30 – July 2, 2023.
- Fair Board fully appointed prior to Fair Event
- New Fair Management agreement in place prior to Fair Event
- Redevelopment Phasing Schedule adopted by September 1, 2023. Redevelopment detailed plans and some implementation (e.g. infrastructure development, detailed construction and bidding plans underway) this fiscal year.
- New Commons facilities operational and management structure implemented by December 31, 2023.

EXPENSE HISTORY

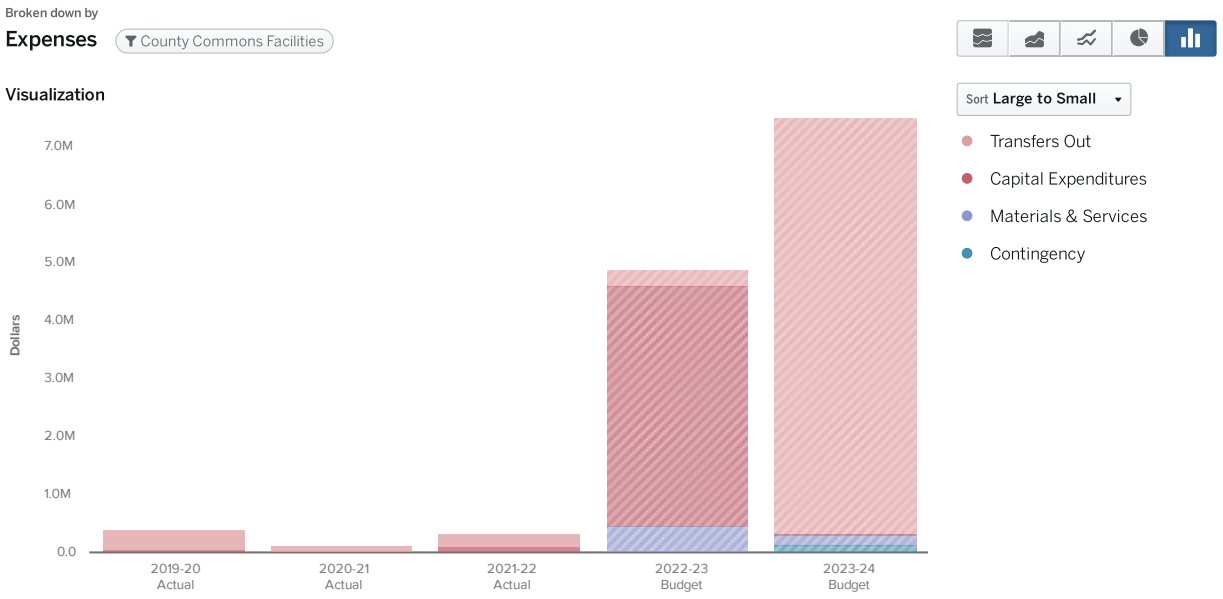

REVENUE HISTORY

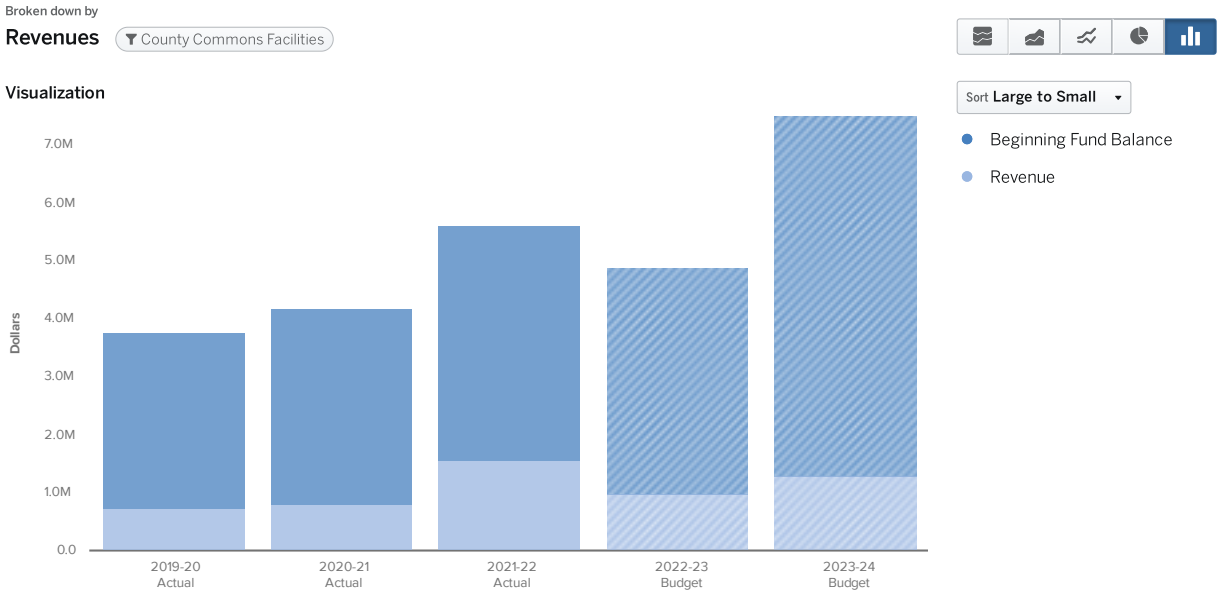

SIGNIFICANT CHANGES

None

SUPPLEMENTAL INFORMATION

None

SPECIAL DISTRICTS

OVERVIEW

The Lincoln County Board of Commissioners and budget committees also review and approve the budgets for several legally separate Special Districts. These districts have their own separate funding streams and operating missions. Summary totals for the Lincoln County Budget do not include these funds.

LINCOLN COUNTY TRANSPORTATION DISTRICT

Transportation services throughout Lincoln County and connector services to the valley and Tillamook County.

LINCOLN COUNTY SOLID WASTE DISTRICT

Coordination of solid waste disposal activities and programs

LINCOLN COUNTY ANIMAL SERVICES DISTRICT

SILETZ AREA ENHANCED LAW ENFORCEMENT DISTRICT

LINCOLN COUNTY EXTENSION SERVICE DISTRICT

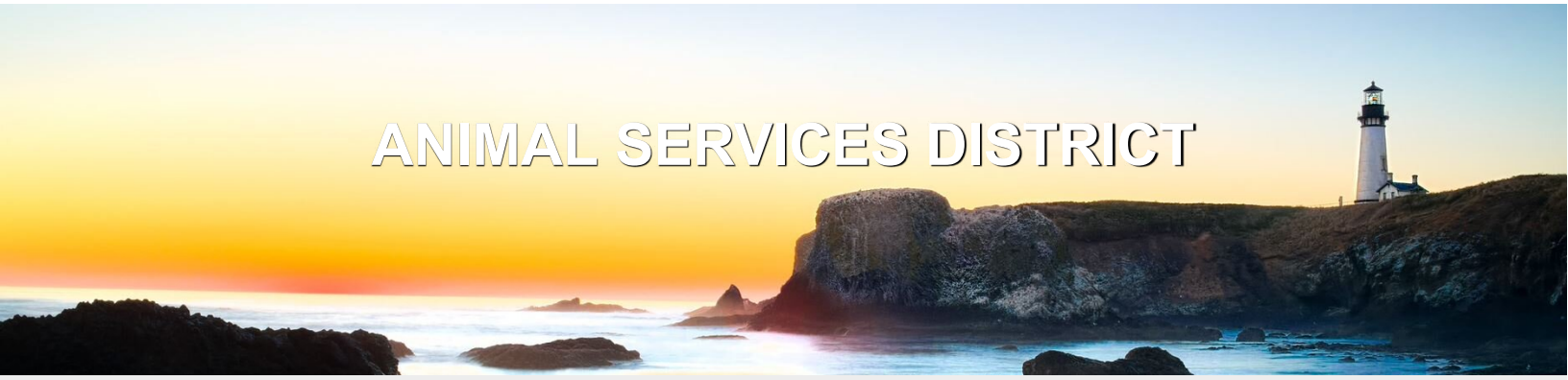

ANIMAL SERVICES DISTRICT

BUDGET ORG

Fund: 212 Animal Services District
Dept:213 Animal Control and 812 Animal Shelter
Category: Public Safety

KEY STAFF

Sheriff Curtis Landers (Elected Official)
Animal Shelter Manager Sara Wynveen

OVERVIEW

The Lincoln County Animal Shelter provides a safe haven for stray dogs, abandoned, abused, and surrendered domestic animals in Lincoln County. Animal Services Division personnel provide education to the public on animal welfare issues, establish and sustain modern, progressive animal sheltering and adoption programs, provide services to help keep pets in their homes, and prevent euthanasia of adoptable animals. Animals Care Specialists coordinate with Animal Services Deputies on the enforcement of humane intervention policies and Oregon's animal anti-cruelty laws.

MAJOR ACTIVITIES

- Provide safe, humane, enriching housing to animals in care at the Lincoln County Animal Shelter
- Enforce laws related to animal care and welfare
- Maintain Lincoln County's dog licensing program
- Provide education to the public on animal welfare issues
- Encourage pet retention by providing resources to pet owners

FUNDING SOURCES

- Animal Services Tax District
- Animal Adoption Fees
- Sale of dog and cat licenses
- Private donations

REVENUE & EXPENDITURE SUMMARY

Animal Services Expenses & Revenues

	2019 - 20 Actual	2020 - 21 Actual	2021 - 22 Actual	2022 - 23 Budget	2023 - 24 Budget
Revenues					
Revenue					
Property Taxes	$811,756	$889,904	$940,401	$906,000	$932,000
Miscellaneous	$83,404	$73,067	$346,227	$66,500	$26,500
Permits & Fees	$40,792	$39,602	$53,197	$44,500	$41,000
Intergovernmental - State	$8,752	$11,265	$5,858	$3,000	$3,000
Intergovernmental - Federal	$21,672	$0	$0	$0	$0
REVENUE TOTAL	**$966,376**	**$1,013,838**	**$1,345,682**	**$1,020,000**	**$1,002,500**
Beginning Fund Balance					
Beginning Balance	$558,756	$321,687	$215,496	$448,198	$595,092
BEGINNING FUND BALANCE TOTAL	**$558,756**	**$321,687**	**$215,496**	**$448,198**	**$595,092**
REVENUES TOTAL	**$1,525,131**	**$1,335,525**	**$1,561,178**	**$1,468,198**	**$1,597,592**
Expenses					
Personnel Services					
Represented	$328,423	$347,863	$314,208	$358,263	$328,445
Insurance	$169,048	$162,039	$122,178	$161,174	$114,078
Non-Represented	$78,696	$80,124	$62,826	$72,805	$77,239
Retirement	$53,016	$55,579	$47,757	$50,466	$45,627
Other Personnel Expenses	$47,869	$54,909	$47,120	$53,179	$44,121
Holiday & Special Rate Pay	$13,313	$11,250	$13,148	$12,800	$12,200
Overtime	$6,449	$7,689	$15,615	$10,000	$15,868
Part Time	$0	$271	$0	$0	$19,240
PERSONNEL SERVICES TOTAL	**$696,814**	**$719,724**	**$622,851**	**$718,687**	**$656,818**
Materials & Services					
Internal Service Charges	$123,491	$150,510	$129,450	$143,350	$149,325
Program Expenses	$61,715	$79,613	$70,553	$69,600	$62,600
Other Contract Services	$51,974	$39,079	$31,427	$50,100	$39,500
Office Expense	$24,570	$30,719	$36,631	$37,500	$40,000
Client Services	$28,143	$32,444	$32,929	$33,000	$30,000
Furniture & Equipment <$10K	$7,462	$10,395	$6,646	$5,000	$15,000
Travel	$2,984	$0	$1,695	$8,500	$5,000
Rent & Facilities Expense	$2,983	$3,246	$3,741	$3,500	$3,500
Training & Professional Development	$3,078	$870	$1,165	$4,600	$4,100
MATERIALS & SERVICES TOTAL	**$306,400**	**$346,877**	**$314,236**	**$355,150**	**$349,025**
Contingency					
Contingency	$0	$0	$0	$394,361	$591,749
CONTINGENCY TOTAL	**$0**	**$0**	**$0**	**$394,361**	**$591,749**
Transfers Out					
Transfers	$150,000	$0	$0	$0	$0
TRANSFERS OUT TOTAL	**$150,000**	**$0**	**$0**	**$0**	**$0**
EXPENSES TOTAL	**$1,153,214**	**$1,066,601**	**$937,087**	**$1,468,198**	**$1,597,592**
REVENUES LESS EXPENSES	**$371,917**	**$268,924**	**$624,091**	**$0**	**$0**

RECENT ACCOMPLISHMENTS

- In 2022 the Medical Trust Fund paid more than $24,000.00 for veterinary diagnostics and treatment for 55 seriously ill or injured animals.
- In 2022, your Lincoln County Animal Shelter food bank program provided almost 5,000 pounds of pet food to 198 households.

GOALS & OBJECTIVES

- Secure location for new animal shelter.
- Build new animal shelter.
- Continue implementation of pet retention programs through partnerships with Central Coast Humane Society and FOLCAS.

DEPARTMENT METRICS

- In 2022, your Lincoln County Animal Shelter cared for 661 animals, and licensed 1421 dogs.
- In 2022, Animal Services Deputies responded to 1960 calls for service.
- In 2022, the LCAS Volunteer program grew from 24 to 68 active volunteers and volunteer hours increased from 962 to 1467.

EXPENSE HISTORY

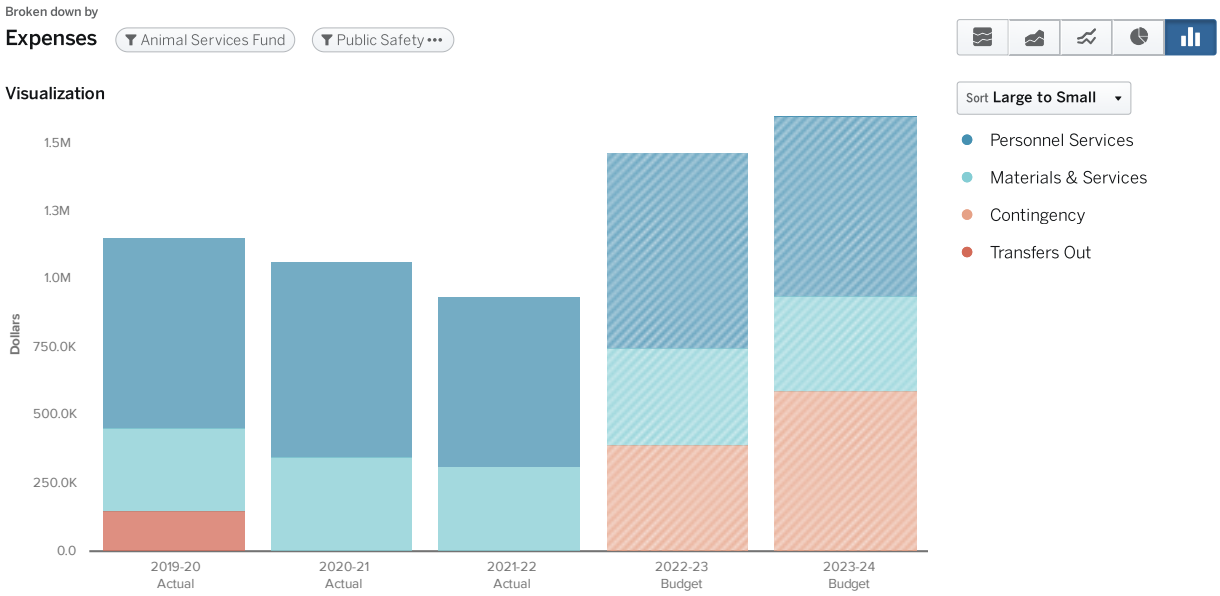

REVENUE HISTORY

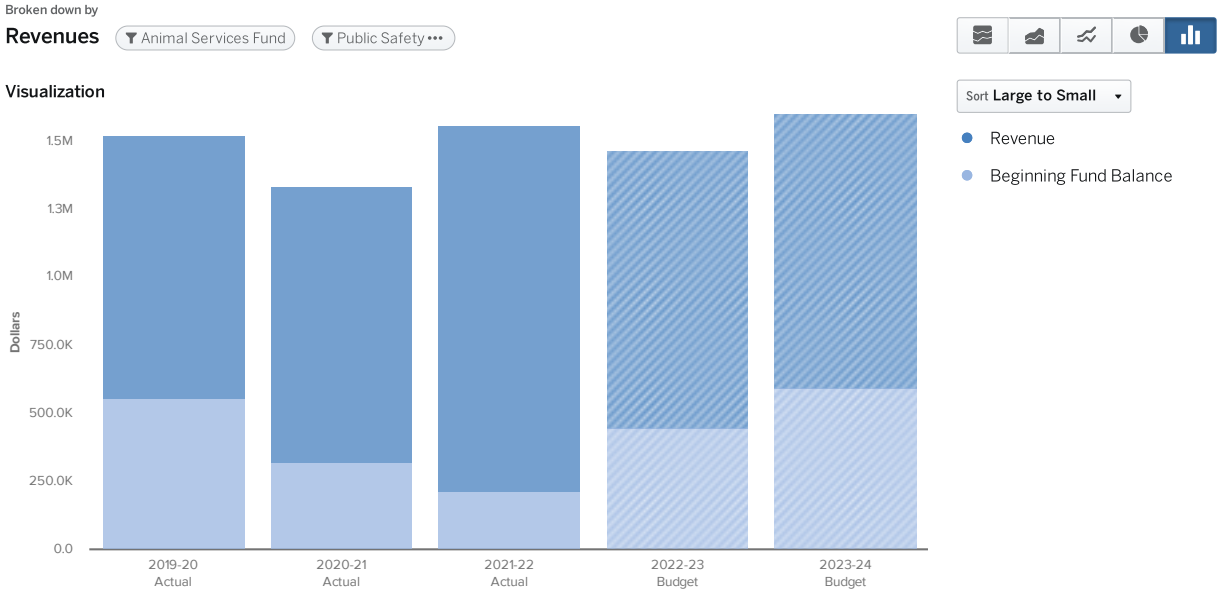

SIGNIFICANT CHANGES

None

SUPPLEMENTAL INFORMATION

- Lincoln County Animal Shelter
- 2022 Annual Report



EXTENSION SERVICE DISTRICT

BUDGET ORG

Fund: 859 Extension Service District
Category: Special District

KEY STAFF

Wiley Thompson, Regional Director
Emily Blume, Office Manager

OVERVIEW

OSU Extension's network of teachers, experts, mentors and volunteers is at your service, across Oregon and here at home. Learning with you. Sharing knowledge. Putting lessons into practice. When we work together, we can create positive change in our communities. Helping farmers and gardeners grow healthy foods. Strengthening our economic and ecological future. Helping people of all ages, families and communities thrive. And much more. We're here to help.

MAJOR ACTIVITIES

- 4-H Programs
- SNAP - Education
- Family & Community Health
- Master Gardeners
- Small Farms Programs
- Oregon Sea Grant Programs
- OSU Forestry & Natural Resources

For more details go to OSU Extension Service Website

FUNDING SOURCES

- Property taxes approved by voters in 1988
- Grants

REVENUE & EXPENDITURE SUMMARY

Extension Service District Expenses & Revenues

	2019 - 20 Actual	2020 - 21 Actual	2021 - 22 Actual	2022 - 23 Budget	2023 - 24 Budget
Revenues					
Beginning Fund Balance					
Beginning Balance	$826,379	$908,184	$939,299	$834,812	$965,000
BEGINNING FUND BALANCE TOTAL	**$826,379**	**$908,184**	**$939,299**	**$834,812**	**$965,000**
Revenue					
Property Taxes	$333,221	$364,209	$385,686	$341,500	$383,000
Miscellaneous	$18,545	$8,433	$7,058	$10,000	$15,000
Intergovernmental - State	$3,588	$4,619	$2,402	$1,000	$1,000
Intergovernmental - Local	$0	$0	$0	$5,000	$5,000
REVENUE TOTAL	**$355,355**	**$377,261**	**$395,146**	**$357,500**	**$404,000**
REVENUES TOTAL	**$1,181,734**	**$1,285,445**	**$1,334,445**	**$1,192,312**	**$1,369,000**
Expenses					
Materials & Services					
Other Contract Services	$222,050	$292,700	$315,000	$368,000	$401,178
Rent & Facilities Expense	$51,500	$53,050	$53,050	$53,050	$53,050
Program Expenses	$0	$0	$1,228	$90,500	$114,000
Furniture & Equipment <$10K	$0	$0	$2,316	$5,000	$5,000
Office Expense	$0	$396	$425	$1,000	$1,000
MATERIALS & SERVICES TOTAL	**$273,550**	**$346,146**	**$372,019**	**$517,550**	**$574,228**
Contingency					
Contingency	$0	$0	$0	$395,762	$525,772
CONTINGENCY TOTAL	**$0**	**$0**	**$0**	**$395,762**	**$525,772**
Unappropriated					
Unappropriated	$0	$0	$0	$269,000	$269,000
UNAPPROPRIATED TOTAL	**$0**	**$0**	**$0**	**$269,000**	**$269,000**
Capital Expenditures					
Capital Expenditures	$0	$0	$0	$10,000	$0
CAPITAL EXPENDITURES TOTAL	**$0**	**$0**	**$0**	**$10,000**	**$0**
EXPENSES TOTAL	**$273,550**	**$346,146**	**$372,019**	**$1,192,312**	**$1,369,000**
REVENUES LESS EXPENSES	**$908,184**	**$939,299**	**$962,426**	**$0**	**$0**

Oregon State University

RECENT ACCOMPLISHMENTS

- 4-H
  - Reintroduction of Cloverbud Program
  - 2022 Fair with record # of animal exhibitors
- Small Farms
  - Completed Needs Assessments
  - 3511 volunteer hours & reached 1693 community members
- SNAP-Education
  - Engaged with older adults, families, teens, and children across the county to deliver nutrition education and physical activity opportunities at schools, summer camps, the Farmer's Market, low-income housing sites, recreation and community centers, and public gardens.
  - Outreach strategies included in-person, virtual, and indirect programming efforts.
- Sea Grant & Coastal Hazards
  - Shop the Dock returned - tours offered with approximately 300 participants
  - Workforce development
  - Fisherman First Aid & Safety training courses
- Forestry & Fire
  - Forestry and natural resources supporting small woodland owners, including one-on-one landowner consultations and site visits
  - Virtual Basic Forestry Short Course: Managing & Monitoring for Forest Health in Western Oregon
- Family & Community Health
  - Juntos en Colaboracion is a collaboration between Lincoln County HHS, Extension Service Family & Community Health, SNAP-Ed, Master Gardeners, Agriculture, OSU College of Health Innovation, Olalla Center, Arcoiris Cultural, and community members. Our mission is to improve access to programs and services related to health, food, and other areas for Latinx, Hispanic, and Mesoamerican Indigenous communities. In the past 2 years, we held 45 tailored vaccination clinics increasing access to vaccinations to 2,311 people. We built or renovated 6 community gardens with 58 garden beds, increasing food security and garden access for 39 families.

NEWSLETTERS

- Coastal Culture
- Master Gardener's
- Small Farms

EXPENSE HISTORY

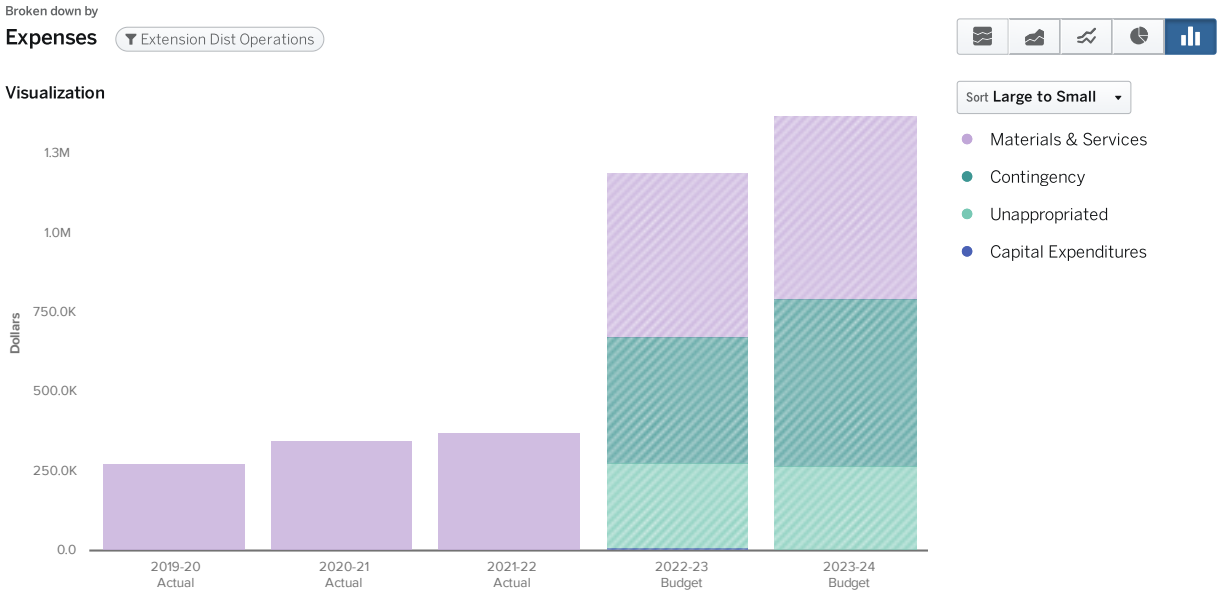

REVENUE HISTORY

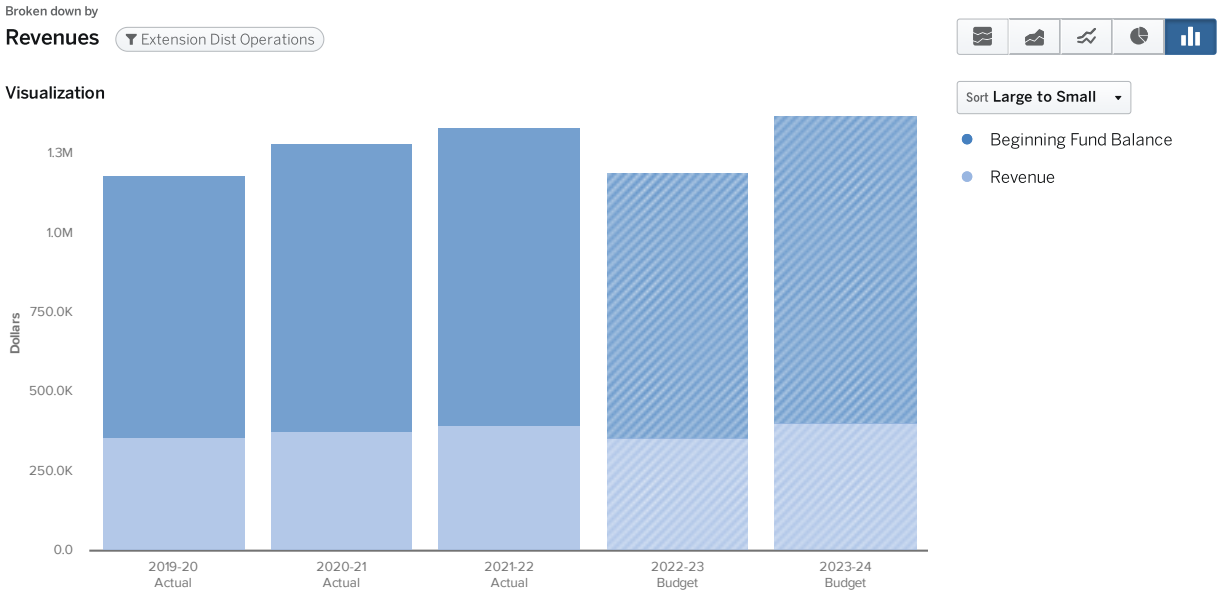

SIGNIFICANT CHANGES

None

SUPPLEMENTAL INFORMATION

- Lincoln County | OSU Extension Service (oregonstate.edu)

SILETZ AREA ENHANCED LAW ENFORCEMENT

BUDGET ORG

Fund: 230 Siletz Law Enforcement Operations
Dept: 230 Siletz Law Enforcement Operations
Category: Special District

KEY STAFF

Sheriff Curtis Landers (Elected Official)
Lieutenant Karl Vertner, Patrol Commander

OVERVIEW

The Lincoln County Sheriff's Office provides 80 hours of dedicated patrol services to the geographical area of the Siletz Rural Protection Fire District in collaboration with funding from Confederated Tribes of Siletz Indians and a special taxing district within Siletz Fire District. Coverage is 40 hours on day shift and 40 hours on nights.

MAJOR ACTIVITIES

- Law Enforcement Services
- Community Education
- Confederated Tribes of Siletz Indians meetings and activities

FUNDING SOURCES

- Law Enforcement Services
- Community Education
- Confederated Tribes of Siletz Indians meetings and activities

REVENUE & EXPENDITURE SUMMARY

Siletz Area Enhanced Law Enforcement District Expenses & Rev

	2019 - 20 Actual	2020 - 21 Actual	2021 - 22 Actual	2022 - 23 Budget	2023 - 24 Budget
Revenues					
Revenue					
Property Taxes	$261,476	$236,334	$243,176	$227,000	$250,000
Intergovernmental - Local	$154,087	$115,565	$161,814	$174,692	$184,655
Miscellaneous	$170	$69	$45	$170	$200
REVENUE TOTAL	**$415,733**	**$351,968**	**$405,034**	**$401,862**	**$434,855**
Beginning Fund Balance					
Beginning Balance	$146,798	$221,050	$237,012	$256,742	$368,552
BEGINNING FUND BALANCE TOTAL	**$146,798**	**$221,050**	**$237,012**	**$256,742**	**$368,552**
REVENUES TOTAL	**$562,531**	**$573,018**	**$642,046**	**$658,604**	**$803,407**
Expenses					
Materials & Services					
Internal Service Charges	$339,102	$333,460	$333,582	$350,246	$366,831
Other Contract Services	$2,379	$2,150	$1,329	$2,479	$2,479
Office Expense	$0	$397	$435	$0	$0
MATERIALS & SERVICES TOTAL	**$341,481**	**$336,007**	**$335,346**	**$352,725**	**$369,310**
Contingency					
Contingency	$0	$0	$0	$305,879	$434,097
CONTINGENCY TOTAL	**$0**	**$0**	**$0**	**$305,879**	**$434,097**
EXPENSES TOTAL	**$341,481**	**$336,007**	**$335,346**	**$658,604**	**$803,407**
REVENUES LESS EXPENSES	**$221,050**	**$237,012**	**$306,699**	**$0**	**$0**

RECENT ACCOMPLISHMENTS

- Updated contract with stakeholders
- Cooperation with Confederated Tribes of Siletz Indians to act as Sergeant of Arms for Tribal Elections
- Ongoing monthly meetings with stakeholders

GOALS & OBJECTIVES

- Continue gaining trust of stakeholders
- Develop more way to show transparency to stakeholders
- Acquire Radar Speed Signs in specified zones in enhanced law enforcement district

DEPARTMENT METRICS

- 1,458 calls for service
- 80 criminal Investigations
- 32 criminal arrest

EXPENSE HISTORY

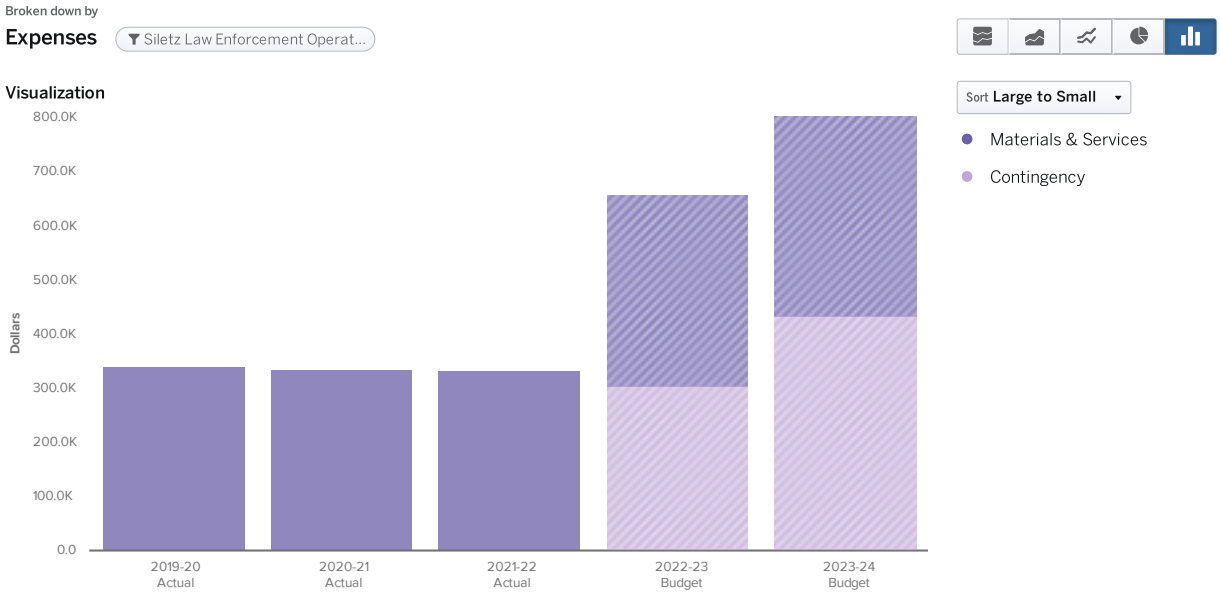

REVENUE HISTORY

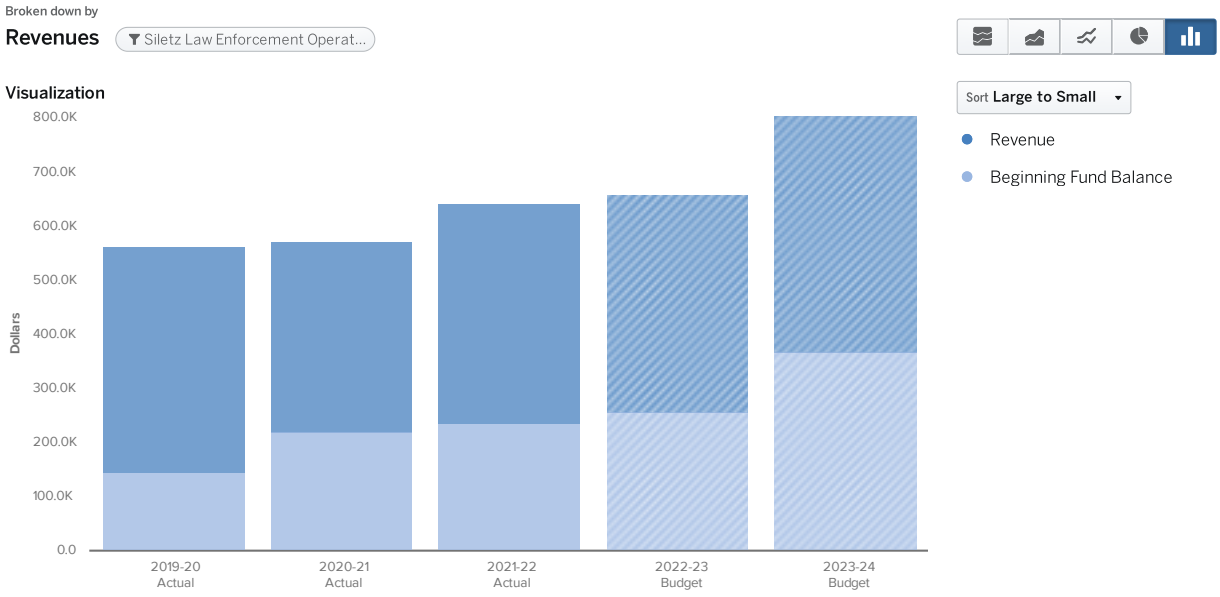

SIGNIFICANT CHANGES

None

SUPPLEMENTAL INFORMATION

- 2022 Annual Report

TRANSPORTATION SERVICE DISTRICT

BUDGET ORG

Fund: 204 Transit District Fund
Dept: 115 Transit Administration
Category: Community Services

KEY STAFF

Cynda Bruce, Transit Director

OVERVIEW

Lincoln County Transit provides safe, reliable, and accessible public transit to visitors and residents of Lincoln County. The services include a scheduled stop bus system along the Hwy 20 and Hwy 101 corridors, outlying cities, and communities. City loop bus services are offered in Newport and Lincoln City within the city boundaries. Our door-to-door services, commonly known as “dial-a-ride”, enables residents and visitors to obtain service to meet medical, recreation and other services.

In 2019 the Transit District began enhancing services with funding created through HB-2017, known as STIF (Statewide Transportation Improvement Funds). Current service increases include Sunday and holiday service on the Lincoln City Loop, student transportation and expanded west side service in Siletz.

MAJOR ACTIVITIES

- Dial-A-Ride bus service
- Inter-city service
- Inter-community service
- City loop services

FUNDING SOURCES

- Property tax base (00.0975 cents per thousand)
- State funding
- Federal funding
- Confederated Tribes of Siletz Indians
- Cities of Newport and Lincoln City
- Bus fares
- Foundation Funding

REVENUE & EXPENDITURE SUMMARY

LC Transportation District Expenses & Revenues

	2019 - 20 Actual	2020 - 21 Actual	2021 - 22 Actual	2022 - 23 Budget	2023 - 24 Budget
Revenues					
Beginning Fund Balance					
Beginning Balance	$2,897,582	$2,965,406	$3,664,518	$2,826,511	$6,266,713
BEGINNING FUND BALANCE TOTAL	**$2,897,582**	**$2,965,406**	**$3,664,518**	**$2,826,511**	**$6,266,713**
Revenue					
Intergovernmental - Federal	$1,136,471	$1,698,235	$1,295,787	$1,320,709	$1,034,120
Intergovernmental - State	$1,095,802	$513,150	$914,877	$1,538,105	$926,756
Property Taxes	$743,369	$786,415	$831,866	$820,500	$855,000
Charges For Services	$557,658	$516,819	$511,597	$480,885	$490,885
Miscellaneous	$71,907	$40,955	$52,919	$207,000	$105,000
REVENUE TOTAL	**$3,605,208**	**$3,555,574**	**$3,607,046**	**$4,367,199**	**$3,411,761**
REVENUES TOTAL	**$6,502,790**	**$6,520,981**	**$7,271,564**	**$7,193,710**	**$9,678,474**
Expenses					
Personnel Services					
Represented	$523,712	$548,049	$650,427	$1,058,937	$1,104,363
Insurance	$189,634	$203,226	$220,419	$754,608	$596,381
Non-Represented	$279,231	$295,319	$312,536	$330,944	$358,010
Other Personnel Expenses	$116,652	$128,902	$123,381	$230,357	$163,393
Retirement	$94,762	$99,421	$115,300	$162,676	$163,721
Part Time	$0	$56,676	$30,023	$90,000	$90,169
Overtime	$32,655	$33,990	$48,654	$63,000	$60,367
Holiday & Special Rate Pay	$760	$360	$375	$360	$360
PERSONNEL SERVICES TOTAL	**$1,237,407**	**$1,365,943**	**$1,501,114**	**$2,690,882**	**$2,536,764**
Materials & Services					
Internal Service Charges	$573,190	$568,060	$622,872	$809,000	$888,398
Other Contract Services	$57,963	$104,422	$54,880	$545,650	$667,650
Program Expenses	$32,625	$42,325	$37,595	$234,250	$233,500
Office Expense	$19,208	$19,115	$18,671	$63,265	$58,200
Furniture & Equipment <$10K	$1,497	$608	$249	$49,663	$49,000
Travel	$13,986	$170	$137	$29,500	$29,500
Training & Professional Development	$3,151	$4,225	$2,374	$13,500	$10,500
Rent & Facilities Expense	$2,400	$2,400	$2,400	$6,000	$4,800
MATERIALS & SERVICES TOTAL	**$704,019**	**$741,325**	**$739,177**	**$1,750,828**	**$1,941,548**
Capital Expenditures					
Capital Expenditures	$19,750	$975,995	$0	$1,125,000	$2,665,429
CAPITAL EXPENDITURES TOTAL	**$19,750**	**$975,995**	**$0**	**$1,125,000**	**$2,665,429**
Transfers Out					
Transfers	$1,500,000	$0	$0	$528,254	$1,235,000
TRANSFERS OUT TOTAL	**$1,500,000**	**$0**	**$0**	**$528,254**	**$1,235,000**
Contingency					
Contingency	$0	$0	$0	$598,746	$1,299,733
CONTINGENCY TOTAL	**$0**	**$0**	**$0**	**$598,746**	**$1,299,733**
Unappropriated					
Unappropriated	$0	$0	$0	$500,000	$0
UNAPPROPRIATED TOTAL	**$0**	**$0**	**$0**	**$500,000**	**$0**
EXPENSES TOTAL	**$3,461,176**	**$3,083,263**	**$2,240,291**	**$7,193,710**	**$9,678,474**
REVENUES LESS EXPENSES	**$3,041,614**	**$3,437,718**	**$5,031,273**	**$0**	**$0**

RECENT ACCOMPLISHMENTS

- Maintained current services throughout COVID pandemic.
- Replaced ten buses between 2021-2023

GOALS & OBJECTIVES

- Future enhancements include Sunday service on south county and east county inter-community routes;
- a new Waldport bus loop that will operate Monday through Friday;
- and a service increase on the Coast to Valley Express (Newport to Corvallis/Albany).
- The suggested expansions and new services were the result of input of Lincoln County residents through surveys, public outreach, and public meetings.

DEPARTMENT METRICS

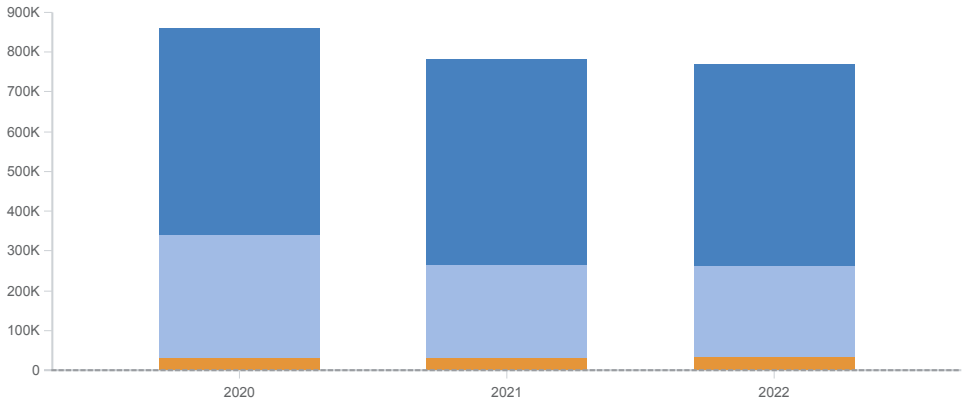

770,245.9

Transit Metrics in 2022

EXPENSE HISTORY

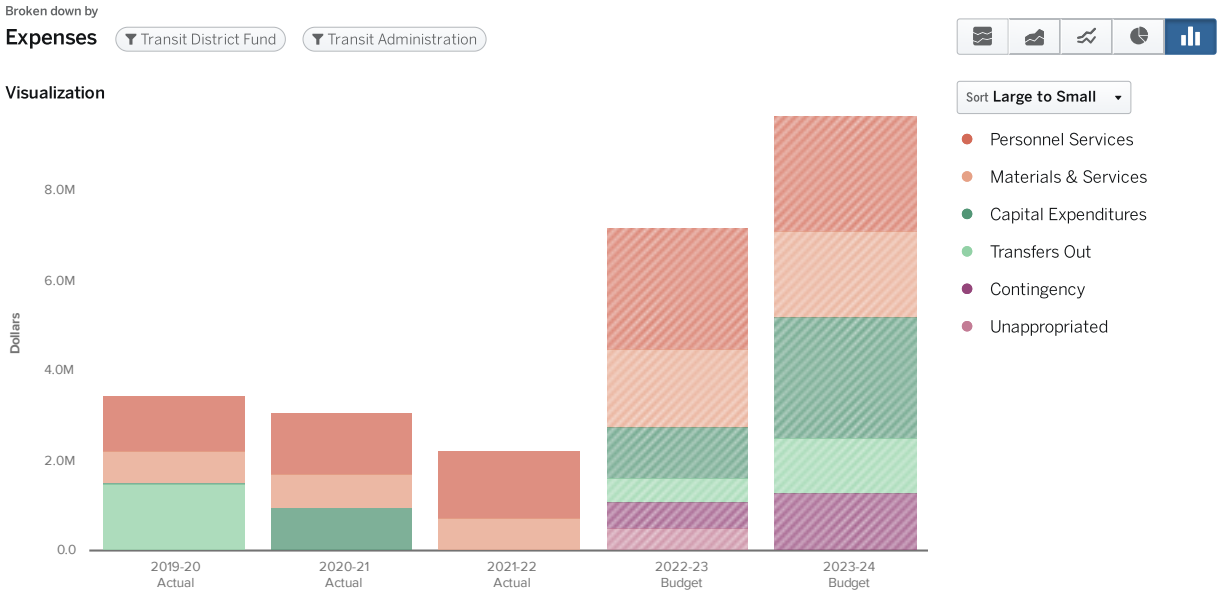

REVENUE HISTORY

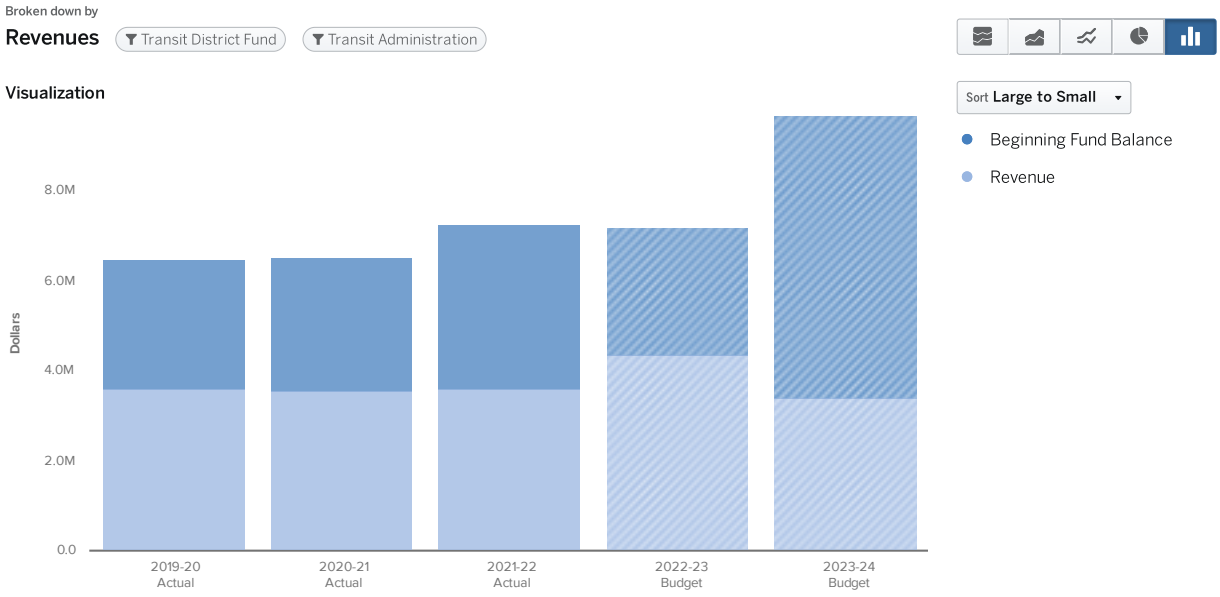

SIGNIFICANT CHANGES

None

SUPPLEMENTAL INFORMATION

- Transit News & Updates | Lincoln County Oregon



SOLID WASTE DISTRICT

BUDGET ORG

Fund: 210 Solid Waste District
Dept: 809 Forest Enforcement and 810 Operations
Category: Special District

KEY STAFF

Roy Kinion, Public Works Director
Paul Seitz, Solid Waste District Manager

OVERVIEW

The Solid Waste District oversees county-wide collaboration of solid waste management programs mandated by state law. It also administers the Forest Enforcement Program, coordinates county-wide illegal dumping and litter cleanup programs. Starting Fiscal Year 23-24, the Solid Waste District will be managing the Solid Waste Consortium for the local landfill closure.

MAJOR ACTIVITIES

- Regional reduce, reuse, recycle and sustainability displays and publications
- Regional community events household hazardous waste and cleanup events
- Forest Enforcement program administration
- Illegal dumping prevention
- Abandoned RV Abatement

FUNDING SOURCES

- $4 Per ton tipping fee
- Association of Concerned Landowners
- Oregon Department of Fish and Wildlife Access and Habitat Grant

REVENUE & EXPENDITURE SUMMARY

Solid Waste District Expenses & Revenues

	2019 - 20 Actual	2020 - 21 Actual	2021 - 22 Actual	2022 - 23 Budget	2023 - 24 Budget
Revenues					
Beginning Fund Balance	$422,228	$618,166	$691,834	$960,273	$1,030,135
Revenue					
Charges For Services	$439,107	$355,427	$513,351	$424,288	$493,068
Intergovernmental - State	$27,000	$27,000	$42,000	$31,500	$31,000
Miscellaneous	-$17,607	$5,274	$5,818	$6,000	$26,500
Intergovernmental - Other	$0	$0	$426	$0	$0
REVENUE TOTAL	**$448,500**	**$387,702**	**$561,595**	**$461,788**	**$550,568**
REVENUES TOTAL	**$870,728**	**$1,005,868**	**$1,253,429**	**$1,422,061**	**$1,580,703**
Expenses					
Materials & Services					
Program Expenses	$0	$298	$2,409	$508,000	$486,450
Other Contract Services	$128,562	$164,209	$138,803	$272,938	$284,711
Internal Service Charges	$17,841	$14,805	$17,679	$47,288	$21,825
Office Expense	$490	$6,503	$11,018	$13,150	$18,150
Rent & Facilities Expense	$2,400	$2,400	$2,400	$2,400	$2,400
Furniture & Equipment <$10K	$0	$612	$0	$2,000	$2,000
Travel	$0	$495	$0	$1,700	$1,700
Training & Professional Development	$329	$148	$624	$750	$350
MATERIALS & SERVICES TOTAL	**$149,622**	**$189,469**	**$172,933**	**$848,226**	**$817,586**
Contingency	$0	$0	$0	$456,373	$639,426
Personnel Services					
Non-Represented	$76,141	$68,658	$72,866	$77,092	$81,577
Insurance	$19,541	$19,347	$21,071	$22,044	$23,681
Retirement	$9,007	$8,092	$8,633	$9,020	$9,513
Other Personnel Expenses	$6,119	$6,579	$7,436	$9,306	$8,921
Holiday & Special Rate Pay	$420	$0	$0	$0	$0
PERSONNEL SERVICES TOTAL	**$111,227**	**$102,677**	**$110,006**	**$117,462**	**$123,691**
Capital Expenditures	$0	$21,888	$0	$0	$0
EXPENSES TOTAL	**$260,850**	**$314,034**	**$282,939**	**$1,422,061**	**$1,580,703**
REVENUES LESS EXPENSES	**$609,879**	**$691,834**	**$970,490**	**$0**	**$0**

RECENT ACCOMPLISHMENTS

- Completed first county-wide July 4th Beach litter cleanup program which established partnerships and a cache of tools to support future community litter cleanup programs
- Published Coastal Character Newsletter, compost at home booklet, cleanup resource guide for code enforcement
- Completed first county-wide Old Tire Roundup event

GOALS & OBJECTIVES

- Launch new Abandoned RV Abatement program
- Publish new household hazardous waste booklet focused on reducing purchase of toxic harmful products
- Introduce new lithium batteries awareness campaign(Hazardous Household Waste)

DEPARTMENT METRICS

- 5 of the 7 local Cities are members of the Regional Solid Waste Advisory Committee
- Solid Waste District, through the tire round up program, collected 3000 tires to be recycled
- Solid Waste District supported 24 of the 38 Surf Rider beach, river and highway litter events that collected 5418 pounds of litter

EXPENSE HISTORY

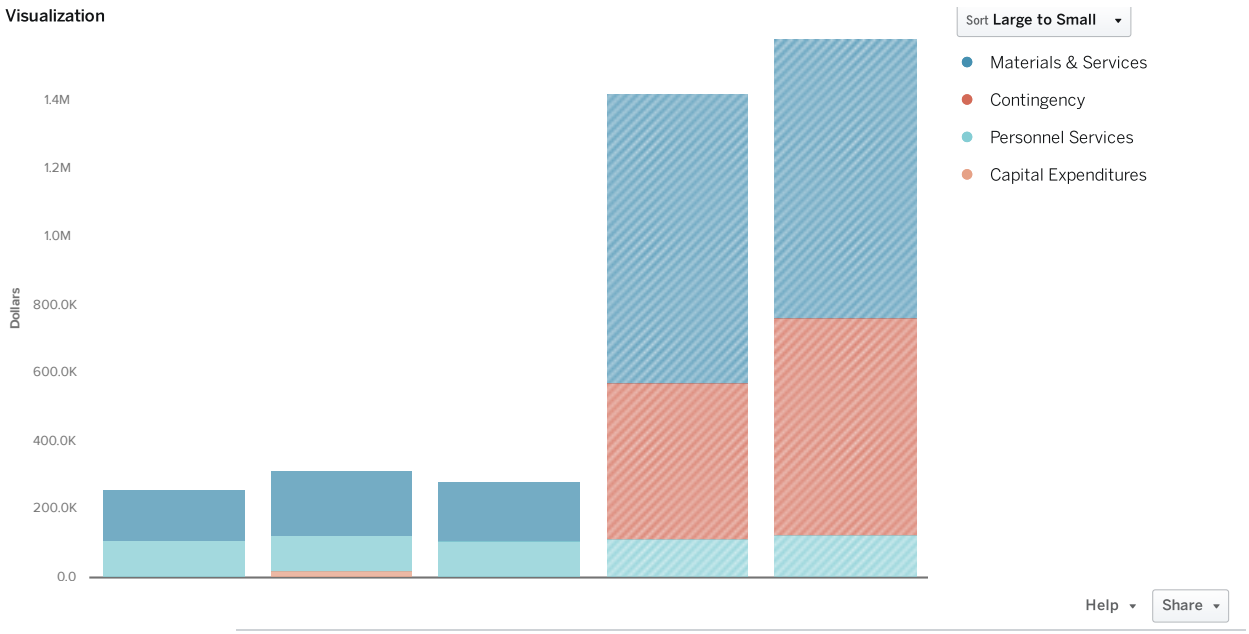

Updated On 7 May, 2023

Back History Reset

Broken down by

Revenues Solid Waste District Community Services

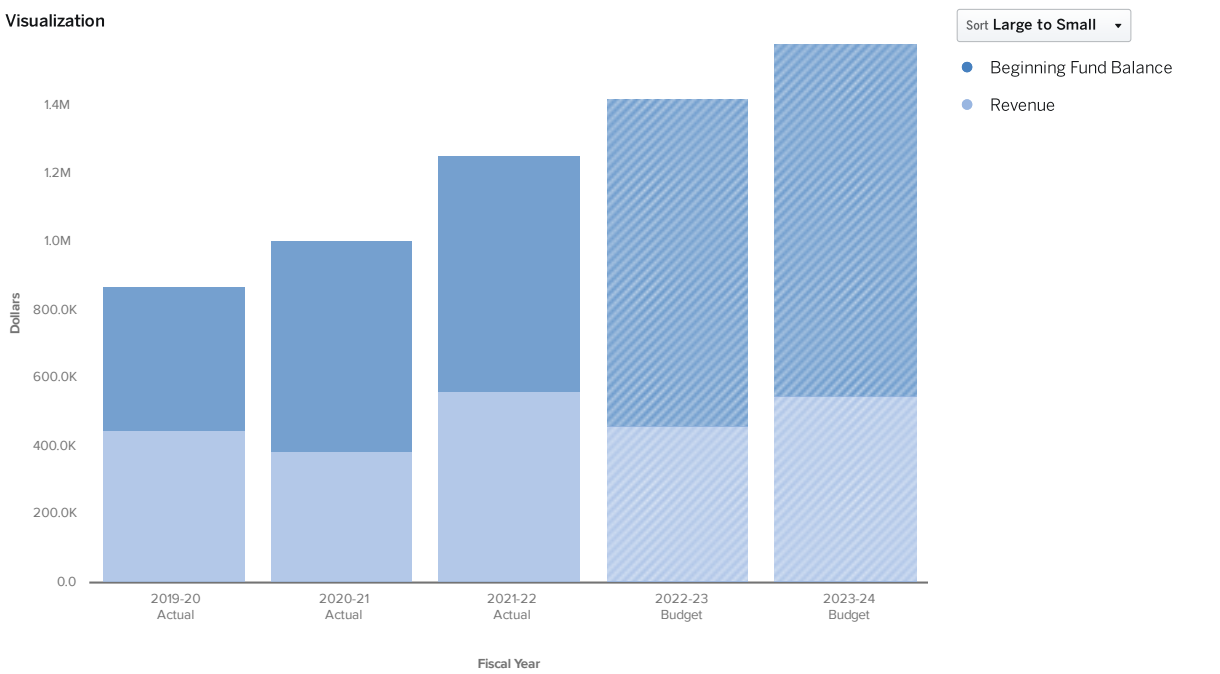

SIGNIFICANT CHANGES

- Received Board approval to fund abandoned RV abatement program
- Added a tire round-up as a consistent budgetary expense
- Added budgetary support for beach/litter clean ups
- Requested and received additional funding from Oregon Department of Fish and Wildlife for abandoned RV's on forest land

SUPPLEMENTAL INFORMATION

None

PAY PLANS

KEY STAFF

Christina Shearer, Finance Director
David Collier, Human Resources Director

OVERVIEW

Pay plans are established effective July 1 of every fiscal year based on the collective bargaining agreements in effect. Employees who are not represented by bargaining agreements typically receive pay adjustments that are in line with represented employees, but at the discretion of the Board of Commissioners. Elected Officials pay is established by the Compensation committee, which is made of 3 Lincoln County residents.

Lincoln County has 3 collective bargaining units as follows:

- Lincoln County Employees Association (LCEA)
  - General
  - Deputy District Attorneys (DDA)
  - Roads
  - Transit
- Fraternal Order of Parole & Probation Officers (FOPPO)
- Lincoln County Deputies Association (LCDA)

Fair Labor Standards Act (FLSA) exempt employees are not eligible for overtime. Employees in this classification include Elected Officials, appointed Directors, and some represented employees. Employees in this group have pay plans that show an annual wage, wihch is paid according to the County's pay frequency (currently bi-weekly). All other employees are overtime eligible and their pay plans show hourly rates.

Lincoln County Pay Plan
Elected Officials - FLSA Exempt
Effective: July 1, 2023
Annual salary paid based on pay frequency

Position	Step 1	Step 2	Step 3	Step 4	Step 5	Step 6	Step 7	Step 8	Step 9	Step 10	Step 11	Pay Grade
Clerk & Treasuer	89,117	90,454	91,811	93,188	94,586	96,005	97,445	98,907	100,391	101,897	103,425	E01
Commissioner	91,161	92,528	93,916	95,325	96,755	98,206	99,679	101,174	102,692	104,232	105,795	E02
Sheriff *	-	-	-	-	-	-	-	-	-	-	-	E03
District Attorney **	25,489	25,871	26,259	26,653	27,053	27,459	27,871	28,289	28,713	29,144	29,581	E04
Assesor	93,593	94,997	96,422	97,868	99,336	100,826	102,338	103,873	105,431	107,012	108,617	E05

* Sheriff Salary is based upon the compensation of their subordinates. Contact Finance for details.

** This figure represents the County's Supplement to the District Attorney's State salary

Lincoln County Pay Plan

Appointed Directors

Effective: July 1, 2023

Annual salary paid based on pay frequency

Employees will receive an additional 1% over base pay after 10 years of service and an additional 2.5% over base pay after 20 years of service

Range	Level	Step 1	Step 2	Step 3	Step 4	Step 5	Step 6	Step 7	Step 8	Step 9	Step 10	Step 11	Pay Grade
20	**Base**	**85,672**	**88,242**	**90,889**	**93,616**	**96,424**	**99,317**	**102,297**	**105,366**	**108,527**	**111,783**	**115,136**	**D06**
20	LI10	86,529	89,124	91,798	94,552	97,388	100,310	103,320	106,420	109,612	112,901	116,287	D07
20	LI20	87,814	90,448	93,161	95,956	98,835	101,800	104,854	108,000	111,240	114,578	118,014	D08
21	**Base**	**92,526**	**95,302**	**98,161**	**101,106**	**104,139**	**107,263**	**110,481**	**113,795**	**117,209**	**120,725**	**124,347**	**D09**
21	LI10	93,451	96,255	99,143	102,117	105,180	108,336	111,586	114,933	118,381	121,932	125,590	D10
21	LI20	94,839	97,685	100,615	103,634	106,742	109,945	113,243	116,640	120,139	123,743	127,456	D11
22	**Base**	**99,928**	**102,926**	**106,014**	**109,194**	**112,470**	**115,844**	**119,319**	**122,899**	**126,586**	**130,384**	**134,296**	**D12**
22	LI10	100,927	103,955	107,074	110,286	113,595	117,002	120,512	124,128	127,852	131,688	135,639	D13
22	LI20	102,426	105,499	108,664	111,924	115,282	118,740	122,302	125,971	129,751	133,644	137,653	D14
23	**Base**	**107,922**	**111,160**	**114,495**	**117,930**	**121,468**	**125,112**	**128,865**	**132,731**	**136,713**	**140,814**	**145,038**	**D15**
23	LI10	109,001	112,272	115,640	119,109	122,683	126,363	130,154	134,058	138,080	142,222	146,488	D16
23	LI20	110,620	113,939	117,357	120,878	124,505	128,240	132,087	136,049	140,131	144,334	148,664	D17
24	**Base**	**116,556**	**120,053**	**123,655**	**127,365**	**131,186**	**135,122**	**139,176**	**143,351**	**147,652**	**152,082**	**156,644**	**D18**
24	LI10	117,722	121,254	124,892	128,639	132,498	136,473	140,568	144,785	149,129	153,603	158,210	D19
24	LI20	119,470	123,054	126,746	130,549	134,466	138,500	142,655	146,935	151,343	155,884	160,560	D20
25	**Base**	**125,880**	**129,656**	**133,546**	**137,552**	**141,679**	**145,929**	**150,307**	**154,816**	**159,460**	**164,244**	**169,171**	**D21**
25	LI10	127,139	130,953	134,881	138,928	143,096	147,388	151,810	156,364	161,055	165,886	170,863	D22
25	LI20	129,027	132,897	136,885	140,991	145,221	149,577	154,065	158,686	163,447	168,350	173,400	D23
26	**Base**	**135,950**	**140,029**	**144,230**	**148,557**	**153,014**	**157,604**	**162,332**	**167,202**	**172,218**	**177,385**	**182,707**	**D24**
26	LI10	137,310	141,429	145,672	150,043	154,544	159,180	163,955	168,874	173,940	179,159	184,534	D25
26	LI20	139,349	143,530	147,836	152,271	156,839	161,544	166,390	171,382	176,523	181,820	187,275	D26
27	**Base**	**146,826**	**151,231**	**155,768**	**160,441**	**165,254**	**170,212**	**175,318**	**180,578**	**185,995**	**191,575**	**197,322**	**D27**
27	LI10	148,294	152,743	157,326	162,045	166,907	171,914	177,071	182,384	187,855	193,491	199,295	D28
27	LI20	150,497	155,012	159,662	164,452	169,385	174,467	179,701	185,092	190,645	196,364	202,255	D29

Lincoln County Pay Plan

Non-Represented Employees - FLSA Exempt

Effective: July 1, 2023

Annual salary paid based on pay frequency

Employees will receive an additional 1% over base pay after 10 years of service and an additional 2.5% over base pay after 20 years of service

Range	Level	Step 1	Step 2	Step 3	Step 4	Step 5	Step 6	Step 7	Step 8	Step 9	Step 10	Step 11	Pay Grade
14	**Base**	**55,057**	**56,709**	**58,410**	**60,162**	**61,967**	**63,826**	**65,741**	**67,713**	**69,744**	**71,836**	**73,991**	**N20**
14	LI10	55,608	57,276	58,994	60,764	62,587	64,464	66,398	68,390	70,441	72,554	74,731	N21
14	LI20	56,433	58,127	59,870	61,666	63,516	65,422	67,385	69,406	71,488	73,632	75,841	N22
15	**Base**	**59,462**	**61,246**	**63,083**	**64,975**	**66,924**	**68,932**	**71,000**	**73,130**	**75,324**	**77,584**	**79,912**	**N23**
15	LI10	60,057	61,858	63,714	65,625	67,593	69,621	71,710	73,861	76,077	78,360	80,711	N24
15	LI20	60,949	62,777	64,660	66,599	68,597	70,655	72,775	74,958	77,207	79,524	81,910	N25
16	**Base**	**64,219**	**66,146**	**68,130**	**70,174**	**72,279**	**74,447**	**76,680**	**78,980**	**81,349**	**83,789**	**86,303**	**N26**
16	LI10	64,861	66,807	68,811	70,876	73,002	75,191	77,447	79,770	82,162	84,627	87,166	N27
16	LI20	65,824	67,800	69,833	71,928	74,086	76,308	78,597	80,955	83,383	85,884	88,461	N28
17	**Base**	**69,357**	**71,438**	**73,581**	**75,788**	**78,062**	**80,404**	**82,816**	**85,300**	**87,859**	**90,495**	**93,210**	**N29**
17	LI10	70,051	72,152	74,317	76,546	78,843	81,208	83,644	86,153	88,738	91,400	94,142	N30
17	LI20	71,091	73,224	75,421	77,683	80,014	82,414	84,886	87,433	90,055	92,757	95,540	N31
18	**Base**	**74,906**	**77,153**	**79,468**	**81,852**	**84,308**	**86,837**	**89,442**	**92,125**	**94,889**	**97,736**	**100,668**	**N32**
18	LI10	75,655	77,925	80,263	82,671	85,151	87,705	90,336	93,046	95,838	98,713	101,675	N33
18	LI20	76,779	79,082	81,455	83,898	86,416	89,008	91,678	94,428	97,261	100,179	103,185	N34
19	**Base**	**80,898**	**83,325**	**85,825**	**88,400**	**91,052**	**93,784**	**96,598**	**99,496**	**102,481**	**105,555**	**108,722**	**N35**
19	LI10	81,707	84,158	86,683	89,284	91,963	94,722	97,564	100,491	103,506	106,611	109,809	N36
19	LI20	82,920	85,408	87,971	90,610	93,328	96,129	99,013	101,983	105,043	108,194	111,440	N37
20	**Base**	**87,370**	**89,991**	**92,691**	**95,472**	**98,336**	**101,286**	**104,325**	**107,455**	**110,679**	**113,999**	**117,419**	**N38**
20	LI10	88,244	90,891	93,618	96,427	99,319	102,299	105,368	108,530	111,786	115,139	118,593	N39
20	LI20	89,554	92,241	95,008	97,859	100,794	103,818	106,933	110,141	113,446	116,849	120,354	N40
21	**Base**	**94,360**	**97,191**	**100,107**	**103,110**	**106,203**	**109,389**	**112,671**	**116,051**	**119,533**	**123,119**	**126,813**	**N41**
21	LI10	95,304	98,163	101,108	104,141	107,265	110,483	113,798	117,212	120,728	124,350	128,081	N42
21	LI20	96,719	99,621	102,610	105,688	108,858	112,124	115,488	118,952	122,521	126,197	129,983	N43
22	**Base**	**101,909**	**104,966**	**108,115**	**111,358**	**114,699**	**118,140**	**121,684**	**125,335**	**129,095**	**132,968**	**136,957**	**N45**
22	LI10	102,928	106,016	109,196	112,472	115,846	119,321	122,901	126,588	130,386	134,298	138,327	N46
22	LI20	104,457	107,590	110,818	114,142	117,566	121,094	124,726	128,468	132,322	136,292	140,381	N47
23	**Base**	**110,062**	**113,364**	**116,765**	**120,268**	**123,876**	**127,592**	**131,420**	**135,363**	**139,424**	**143,607**	**147,915**	**N48**
23	LI10	111,163	114,498	117,933	121,471	125,115	128,868	132,734	136,717	140,818	145,043	149,394	N49
23	LI20	112,814	116,198	119,684	123,275	126,973	130,782	134,706	138,747	142,910	147,197	151,613	N50
24	**Base**	**118,867**	**122,433**	**126,106**	**129,889**	**133,786**	**137,800**	**141,934**	**146,192**	**150,578**	**155,095**	**159,748**	**N51**
24	LI10	120,056	123,657	127,367	131,188	135,124	139,178	143,353	147,654	152,084	156,646	161,345	N52
24	LI20	121,839	125,494	129,259	133,136	137,131	141,245	145,482	149,847	154,342	158,972	163,742	N53
25	**Base**	**128,376**	**132,227**	**136,194**	**140,280**	**144,488**	**148,823**	**153,288**	**157,887**	**162,624**	**167,503**	**172,528**	**N54**
25	LI10	129,660	133,549	137,556	141,683	145,933	150,311	154,821	159,466	164,250	169,178	174,253	N55
25	LI20	131,585	135,533	139,599	143,787	148,100	152,544	157,120	161,834	166,690	171,691	176,841	N56
26	**Base**	**138,646**	**142,805**	**147,089**	**151,502**	**156,047**	**160,728**	**165,550**	**170,517**	**175,633**	**180,902**	**186,329**	**N57**
26	LI10	140,032	144,233	148,560	153,017	157,607	162,335	167,206	172,222	177,389	182,711	188,192	N58
26	LI20	142,112	146,375	150,766	155,290	159,948	164,746	169,689	174,780	180,024	185,425	190,987	N59

Lincoln County Pay Plan

Non-Represented Employees - FLSA OT Eligible

Effective: July 1, 2023

Annual salary paid based on pay frequency

Employees will receive an additional 1% over base pay after 10 years of service and an additional 2.5% over base pay after 20 years of service

Range	Level	Step 1	Step 2	Step 3	Step 4	Step 5	Step 6	Step 7	Step 8	Step 9	Step 10	Step 11	Pay Grade
1	**Base**	**9.74**	**10.03**	**10.33**	**10.64**	**10.96**	**11.29**	**11.63**	**11.98**	**12.34**	**12.71**	**13.09**	**N01**
1	LI10	9.84	10.13	10.43	10.75	11.07	11.40	11.75	12.10	12.46	12.84	13.22	not used
1	LI20	9.98	10.28	10.59	10.91	11.23	11.57	11.92	12.28	12.65	13.03	13.42	not used
2	**Base**	**10.52**	**10.84**	**11.17**	**11.51**	**11.86**	**12.22**	**12.59**	**12.97**	**13.36**	**13.76**	**14.17**	**N02**
2	LI10	10.63	10.95	11.28	11.63	11.98	12.34	12.72	13.10	13.49	13.90	14.31	not used
2	LI20	10.78	11.11	11.45	11.80	12.16	12.53	12.90	13.29	13.69	14.10	14.52	not used
3	**Base**	**11.36**	**11.70**	**12.05**	**12.41**	**12.78**	**13.16**	**13.55**	**13.96**	**14.38**	**14.81**	**15.25**	**N03**
3	LI10	11.47	11.82	12.17	12.53	12.91	13.29	13.69	14.10	14.52	14.96	15.40	not used
3	LI20	11.64	11.99	12.35	12.72	13.10	13.49	13.89	14.31	14.74	15.18	15.63	not used
4	**Base**	**12.27**	**12.64**	**13.02**	**13.41**	**13.81**	**14.22**	**14.65**	**15.09**	**15.54**	**16.01**	**16.49**	**N04**
4	LI10	12.39	12.77	13.15	13.54	13.95	14.36	14.80	15.24	15.70	16.17	16.65	not used
4	LI20	12.58	12.96	13.35	13.75	14.16	14.58	15.02	15.47	15.93	16.41	16.90	not used
5	**Base**	**13.25**	**13.65**	**14.06**	**14.48**	**14.91**	**15.36**	**15.82**	**16.29**	**16.78**	**17.28**	**17.80**	**N05**
5	LI10	13.38	13.79	14.20	14.62	15.06	15.51	15.98	16.45	16.95	17.45	17.98	not used
5	LI20	13.58	13.99	14.41	14.84	15.28	15.74	16.22	16.70	17.20	17.71	18.25	not used
6	**Base**	**14.31**	**14.74**	**15.18**	**15.64**	**16.11**	**16.59**	**17.09**	**17.60**	**18.13**	**18.67**	**19.23**	**N06**
6	LI10	14.45	14.89	15.33	15.80	16.27	16.76	17.26	17.78	18.31	18.86	19.42	not used
6	LI20	14.67	15.11	15.56	16.03	16.51	17.00	17.52	18.04	18.58	19.14	19.71	not used
7	**Base**	**15.45**	**15.91**	**16.39**	**16.88**	**17.39**	**17.91**	**18.45**	**19.00**	**19.57**	**20.16**	**20.76**	**N07**
7	LI10	15.60	16.07	16.55	17.05	17.56	18.09	18.63	19.19	19.77	20.36	20.97	not used
7	LI20	15.84	16.31	16.80	17.30	17.82	18.36	18.91	19.48	20.06	20.66	21.28	not used
8	**Base**	**16.69**	**17.19**	**17.71**	**18.24**	**18.79**	**19.35**	**19.93**	**20.53**	**21.15**	**21.78**	**22.43**	**N08**
8	LI10	16.86	17.36	17.89	18.42	18.98	19.54	20.13	20.74	21.36	22.00	22.65	not used
8	LI20	17.11	17.62	18.15	18.70	19.26	19.83	20.43	21.04	21.68	22.32	22.99	not used
9	**Base**	**18.03**	**18.57**	**19.13**	**19.70**	**20.29**	**20.90**	**21.53**	**22.18**	**22.85**	**23.54**	**24.25**	**N09**
9	LI10	18.21	18.76	19.32	19.90	20.49	21.11	21.75	22.40	23.08	23.78	24.49	not used
9	LI20	18.48	19.03	19.61	20.19	20.80	21.42	22.07	22.73	23.42	24.13	24.86	not used
10	**Base**	**19.47**	**20.05**	**20.65**	**21.27**	**21.91**	**22.57**	**23.25**	**23.95**	**24.67**	**25.41**	**26.17**	**N10**
10	LI10	19.66	20.25	20.86	21.48	22.13	22.80	23.48	24.19	24.92	25.66	26.43	not used
10	LI20	19.96	20.55	21.17	21.80	22.46	23.13	23.83	24.55	25.29	26.05	26.82	not used
11	**Base**	**21.03**	**21.66**	**22.31**	**22.98**	**23.67**	**24.38**	**25.11**	**25.86**	**26.64**	**27.44**	**28.26**	**N11**
11	LI10	21.24	21.88	22.53	23.21	23.91	24.62	25.36	26.12	26.91	27.71	28.54	N12
11	LI20	21.56	22.20	22.87	23.55	24.26	24.99	25.74	26.51	27.31	28.13	28.97	N13
12	**Base**	**22.71**	**23.39**	**24.09**	**24.81**	**25.55**	**26.32**	**27.11**	**27.92**	**28.76**	**29.62**	**30.51**	**N14**
12	LI10	22.94	23.62	24.33	25.06	25.81	26.58	27.38	28.20	29.05	29.92	30.82	N15
12	LI20	23.28	23.97	24.69	25.43	26.19	26.98	27.79	28.62	29.48	30.36	31.27	N16
13	**Base**	**24.53**	**25.27**	**26.03**	**26.81**	**27.61**	**28.44**	**29.29**	**30.17**	**31.08**	**32.01**	**32.97**	**N17**
13	LI10	24.78	25.52	26.29	27.08	27.89	28.72	29.58	30.47	31.39	32.33	33.30	N18
13	LI20	25.14	25.90	26.68	27.48	28.30	29.15	30.02	30.92	31.86	32.81	33.79	N19
14	**Base**	**26.49**	**27.28**	**28.10**	**28.94**	**29.81**	**30.70**	**31.62**	**32.57**	**33.55**	**34.56**	**35.60**	**N20**
14	LI10	26.75	27.55	28.38	29.23	30.11	31.01	31.94	32.90	33.89	34.91	35.96	N21
14	LI20	27.15	27.96	28.80	29.66	30.56	31.47	32.41	33.38	34.39	35.42	36.49	N22
15	**Base**	**28.61**	**29.47**	**30.35**	**31.26**	**32.20**	**33.17**	**34.17**	**35.20**	**36.26**	**37.35**	**38.47**	**N23**
15	LI10	28.90	29.76	30.65	31.57	32.52	33.50	34.51	35.55	36.62	37.72	38.85	N24
15	LI20	29.33	30.21	31.11	32.04	33.01	34.00	35.02	36.08	37.17	38.28	39.43	N25
16	**Base**	**30.90**	**31.83**	**32.78**	**33.76**	**34.77**	**35.81**	**36.88**	**37.99**	**39.13**	**40.30**	**41.51**	**N26**
16	LI10	31.21	32.15	33.11	34.10	35.12	36.17	37.25	38.37	39.52	40.70	41.93	N27
16	LI20	31.67	32.63	33.60	34.60	35.64	36.71	37.80	38.94	40.11	41.31	42.55	N28
17	**Base**	**33.37**	**34.37**	**35.40**	**36.46**	**37.55**	**38.68**	**39.84**	**41.04**	**42.27**	**43.54**	**44.85**	**N29**
17	LI10	33.70	34.71	35.75	36.82	37.93	39.07	40.24	41.45	42.69	43.98	45.30	N30
17	LI20	34.20	35.23	36.29	37.37	38.49	39.65	40.84	42.07	43.33	44.63	45.97	N31

Lincoln County Pay Plan

LCEA Represented Employees - FLSA Exempt

Effective: July 1, 2023

Annual salary paid based on pay frequency

Employees will receive an additional 1% over base pay after 10 years of service and an additional 2.5% over base pay after 20 years of service

Level	Step 1	Step 2	Step 3	Step 4	Step 5	Step 6	Step 7	Step 8	Step 9	Step 10	Step 11	Pay Grade
Base	**61,028**	**62,859**	**64,745**	**66,687**	**68,688**	**70,749**	**72,871**	**75,057**	**77,309**	**79,628**	**82,017**	**L29**
LI10	61,638	63,488	65,392	67,354	69,375	71,456	73,600	75,808	78,082	80,424	82,837	L30
LI20	62,554	64,430	66,364	68,354	70,405	72,518	74,693	76,933	79,242	81,619	84,067	L31
Base	**65,910**	**67,887**	**69,924**	**72,022**	**74,183**	**76,408**	**78,700**	**81,061**	**83,493**	**85,998**	**88,578**	**L32**
LI10	66,569	68,566	70,623	72,742	74,925	77,172	79,487	81,872	84,328	86,858	89,464	L33
LI20	67,558	69,584	71,672	73,823	76,038	78,318	80,668	83,088	85,580	88,148	90,792	L34
Base	**71,183**	**73,318**	**75,518**	**77,784**	**80,118**	**82,522**	**84,998**	**87,548**	**90,174**	**92,879**	**95,665**	**L35**
LI10	71,895	74,051	76,273	78,562	80,919	83,347	85,848	88,423	91,076	93,808	96,622	L36
LI20	72,963	75,151	77,406	79,729	82,121	84,585	87,123	89,737	92,428	95,201	98,057	L37
Base	**76,878**	**79,184**	**81,560**	**84,007**	**86,527**	**89,123**	**91,797**	**94,551**	**97,388**	**100,310**	**103,319**	**L38**
LI10	77,647	79,976	82,376	84,847	87,392	90,014	92,715	95,497	98,362	101,313	104,352	L39
LI20	78,800	81,164	83,599	86,107	88,690	91,351	94,092	96,915	99,823	102,818	105,902	L40
Base	**83,028**	**85,519**	**88,085**	**90,728**	**93,450**	**96,254**	**99,142**	**102,116**	**105,179**	**108,334**	**111,584**	**L41**
LI10	83,858	86,374	88,966	91,635	94,385	97,217	100,133	103,137	106,231	109,417	112,700	L42
LI20	85,104	87,657	90,287	92,996	95,786	98,660	101,621	104,669	107,808	111,042	114,374	L43
Base	**89,670**	**92,360**	**95,131**	**97,985**	**100,925**	**103,953**	**107,072**	**110,284**	**113,593**	**117,001**	**120,511**	**L44**
LI10	90,567	93,284	96,082	98,965	101,934	104,993	108,143	111,387	114,729	118,171	121,716	L45
LI20	91,912	94,669	97,509	100,435	103,448	106,552	109,749	113,041	116,433	119,926	123,524	L46
Base	**96,844**	**99,749**	**102,741**	**105,823**	**108,998**	**112,268**	**115,636**	**119,105**	**122,678**	**126,358**	**130,149**	**L47**
LI10	97,812	100,746	103,768	106,881	110,088	113,391	116,792	120,296	123,905	127,622	131,450	L48
LI20	99,265	102,243	105,310	108,469	111,723	115,075	118,527	122,083	125,745	129,517	133,403	L49
Base	**104,592**	**107,730**	**110,962**	**114,291**	**117,720**	**121,252**	**124,890**	**128,637**	**132,496**	**136,471**	**140,565**	**L50**
LI10	105,638	108,807	112,072	115,434	118,897	122,465	126,139	129,923	133,821	137,836	141,971	L51
LI20	107,207	110,423	113,736	117,148	120,663	124,283	128,012	131,853	135,808	139,883	144,079	L52
Base	**112,959**	**116,348**	**119,838**	**123,433**	**127,136**	**130,950**	**134,879**	**138,925**	**143,093**	**147,386**	**151,808**	**L53**
LI10	114,089	117,511	121,036	124,667	128,407	132,260	136,228	140,314	144,524	148,860	153,326	L54
LI20	115,783	119,257	122,834	126,519	130,314	134,224	138,251	142,398	146,670	151,071	155,603	L55
Base	**121,996**	**125,656**	**129,426**	**133,309**	**137,308**	**141,427**	**145,670**	**150,040**	**154,541**	**159,177**	**163,952**	**L56**
LI10	123,216	126,913	130,720	134,642	138,681	142,841	147,127	151,540	156,086	160,769	165,592	L57
LI20	125,046	128,797	132,662	136,642	140,741	144,963	149,312	153,791	158,405	163,156	168,051	L58
Base	**131,756**	**135,709**	**139,780**	**143,973**	**148,292**	**152,741**	**157,323**	**162,043**	**166,904**	**171,911**	**177,068**	**L59**
LI10	133,074	137,066	141,178	145,413	149,775	154,268	158,896	163,663	168,573	173,630	178,839	L60
LI20	135,050	139,102	143,275	147,572	151,999	156,560	161,256	166,094	171,077	176,209	181,495	L61

Lincoln County Pay Plan

LCEA Represented Employees - FLSA OT Eligible

Effective: July 1, 2023

Annual salary paid based on pay frequency

Employees will receive an additional 1% over base pay after 10 years of service and an additional 2.5% over base pay after 20 years of service

Range	Level	Step 1	Step 2	Step 3	Step 4	Step 5	Step 6	Step 7	Step 8	Step 9	Step 10	Step 11	Pay Grade
1	**Base**	**9.98**	**10.28**	**10.59**	**10.91**	**11.24**	**11.58**	**11.93**	**12.29**	**12.66**	**13.04**	**13.43**	**L01**
1	LI10	10.08	10.38	10.70	11.02	11.35	11.70	12.05	12.41	12.79	13.17	13.56	not used
1	LI20	10.23	10.54	10.85	11.18	11.52	11.87	12.23	12.60	12.98	13.37	13.77	not used
2	**Base**	**10.78**	**11.10**	**11.43**	**11.77**	**12.12**	**12.48**	**12.85**	**13.24**	**13.64**	**14.05**	**14.47**	**L02**
2	LI10	10.89	11.21	11.54	11.89	12.24	12.60	12.98	13.37	13.78	14.19	14.61	not used
2	LI20	11.05	11.38	11.72	12.06	12.42	12.79	13.17	13.57	13.98	14.40	14.83	not used
3	**Base**	**11.64**	**11.99**	**12.35**	**12.72**	**13.10**	**13.49**	**13.89**	**14.31**	**14.74**	**15.18**	**15.64**	**L03**
3	LI10	11.76	12.11	12.47	12.85	13.23	13.62	14.03	14.45	14.89	15.33	15.80	not used
3	LI20	11.93	12.29	12.66	13.04	13.43	13.83	14.24	14.67	15.11	15.56	16.03	not used
4	**Base**	**12.57**	**12.95**	**13.34**	**13.74**	**14.15**	**14.57**	**15.01**	**15.46**	**15.92**	**16.40**	**16.89**	**L04**
4	LI10	12.70	13.08	13.47	13.88	14.29	14.72	15.16	15.61	16.08	16.56	17.06	not used
4	LI20	12.88	13.27	13.67	14.08	14.50	14.93	15.39	15.85	16.32	16.81	17.31	not used
5	**Base**	**13.58**	**13.99**	**14.41**	**14.84**	**15.29**	**15.75**	**16.22**	**16.71**	**17.21**	**17.73**	**18.26**	**L05**
5	LI10	13.72	14.13	14.55	14.99	15.44	15.91	16.38	16.88	17.38	17.91	18.44	not used
5	LI20	13.92	14.34	14.77	15.21	15.67	16.14	16.63	17.13	17.64	18.17	18.72	not used
6	**Base**	**14.67**	**15.11**	**15.56**	**16.03**	**16.51**	**17.01**	**17.52**	**18.05**	**18.59**	**19.15**	**19.72**	**L06**
6	LI10	14.82	15.26	15.72	16.19	16.68	17.18	17.70	18.23	18.78	19.34	19.92	not used
6	LI20	15.04	15.49	15.95	16.43	16.92	17.44	17.96	18.50	19.05	19.63	20.21	not used
7	**Base**	**15.84**	**16.32**	**16.81**	**17.31**	**17.83**	**18.36**	**18.91**	**19.48**	**20.06**	**20.66**	**21.28**	**L07**
7	LI10	16.00	16.48	16.98	17.48	18.01	18.54	19.10	19.67	20.26	20.87	21.49	not used
7	LI20	16.24	16.73	17.23	17.74	18.28	18.82	19.38	19.97	20.56	21.18	21.81	not used
8	**Base**	**17.11**	**17.62**	**18.15**	**18.69**	**19.25**	**19.83**	**20.42**	**21.03**	**21.66**	**22.31**	**22.98**	**L08**
8	LI10	17.28	17.80	18.33	18.88	19.44	20.03	20.62	21.24	21.88	22.53	23.21	L09
8	LI20	17.54	18.06	18.60	19.16	19.73	20.33	20.93	21.56	22.20	22.87	23.55	L10
9	**Base**	**18.48**	**19.03**	**19.60**	**20.19**	**20.80**	**21.42**	**22.06**	**22.72**	**23.40**	**24.10**	**24.82**	**L11**
9	LI10	18.66	19.22	19.80	20.39	21.01	21.63	22.28	22.95	23.63	24.34	25.07	L12
9	LI20	18.94	19.51	20.09	20.69	21.32	21.96	22.61	23.29	23.99	24.70	25.44	L13
10	**Base**	**19.96**	**20.56**	**21.18**	**21.82**	**22.47**	**23.14**	**23.83**	**24.54**	**25.28**	**26.04**	**26.82**	**L14**
10	LI10	20.16	20.77	21.39	22.04	22.69	23.37	24.07	24.79	25.53	26.30	27.09	L15
10	LI20	20.46	21.07	21.71	22.37	23.03	23.72	24.43	25.15	25.91	26.69	27.49	L16
11	**Base**	**21.56**	**22.21**	**22.88**	**23.57**	**24.28**	**25.01**	**25.76**	**26.53**	**27.33**	**28.15**	**28.99**	**L17**
11	LI10	21.78	22.43	23.11	23.81	24.52	25.26	26.02	26.80	27.60	28.43	29.28	L18
11	LI20	22.10	22.77	23.45	24.16	24.89	25.64	26.40	27.19	28.01	28.85	29.71	L19
12	**Base**	**23.28**	**23.98**	**24.70**	**25.44**	**26.20**	**26.99**	**27.80**	**28.63**	**29.49**	**30.37**	**31.28**	**L20**
12	LI10	23.51	24.22	24.95	25.69	26.46	27.26	28.08	28.92	29.78	30.67	31.59	L21
12	LI20	23.86	24.58	25.32	26.08	26.86	27.66	28.50	29.35	30.23	31.13	32.06	L22
13	**Base**	**25.14**	**25.89**	**26.67**	**27.47**	**28.29**	**29.14**	**30.01**	**30.91**	**31.84**	**32.80**	**33.78**	**L23**
13	LI10	25.39	26.15	26.94	27.74	28.57	29.43	30.31	31.22	32.16	33.13	34.12	L24
13	LI20	25.77	26.54	27.34	28.16	29.00	29.87	30.76	31.68	32.64	33.62	34.62	L25
14	**Base**	**27.15**	**27.96**	**28.80**	**29.66**	**30.55**	**31.47**	**32.41**	**33.38**	**34.38**	**35.41**	**36.47**	**L26**
14	LI10	27.42	28.24	29.09	29.96	30.86	31.78	32.73	33.71	34.72	35.76	36.83	L27
14	LI20	27.83	28.66	29.52	30.40	31.31	32.26	33.22	34.21	35.24	36.30	37.38	L28
15	**Base**	**29.32**	**30.20**	**31.11**	**32.04**	**33.00**	**33.99**	**35.01**	**36.06**	**37.14**	**38.25**	**39.40**	**L29**
15	LI10	29.61	30.50	31.42	32.36	33.33	34.33	35.36	36.42	37.51	38.63	39.79	L30
15	LI20	30.05	30.96	31.89	32.84	33.83	34.84	35.89	36.96	38.07	39.21	40.39	L31
16	**Base**	**31.67**	**32.62**	**33.60**	**34.61**	**35.65**	**36.72**	**37.82**	**38.95**	**40.12**	**41.32**	**42.56**	**L32**
16	LI10	31.99	32.95	33.94	34.96	36.01	37.09	38.20	39.34	40.52	41.73	42.99	L33
16	LI20	32.46	33.44	34.44	35.48	36.54	37.64	38.77	39.92	41.12	42.35	43.62	L34
17	**Base**	**34.20**	**35.23**	**36.29**	**37.38**	**38.50**	**39.66**	**40.85**	**42.08**	**43.34**	**44.64**	**45.98**	L35
17	LI10	34.54	35.58	36.65	37.75	38.89	40.06	41.26	42.50	43.77	45.09	46.44	L36
17	LI20	35.06	36.11	37.20	38.31	39.46	40.65	41.87	43.13	44.42	45.76	47.13	L37
18	**Base**	**36.94**	**38.05**	**39.19**	**40.37**	**41.58**	**42.83**	**44.11**	**45.43**	**46.79**	**48.19**	**49.64**	L38
18	LI10	37.31	38.43	39.58	40.77	42.00	43.26	44.55	45.88	47.26	48.67	50.14	L39
18	LI20	37.86	39.00	40.17	41.38	42.62	43.90	45.21	46.57	47.96	49.39	50.88	L40
19	**Base**	**39.90**	**41.10**	**42.33**	**43.60**	**44.91**	**46.26**	**47.65**	**49.08**	**50.55**	**52.07**	**53.63**	L41
19	LI10	40.30	41.51	42.75	44.04	45.36	46.72	48.13	49.57	51.06	52.59	54.17	L42
19	LI20	40.90	42.13	43.39	44.69	46.03	47.42	48.84	50.31	51.81	53.37	54.97	L43
20	**Base**	**43.09**	**44.38**	**45.71**	**47.08**	**48.49**	**49.94**	**51.44**	**52.98**	**54.57**	**56.21**	**57.90**	L44
20	LI10	43.52	44.82	46.17	47.55	48.97	50.44	51.95	53.51	55.12	56.77	58.48	L45
20	LI20	44.17	45.49	46.85	48.26	49.70	51.19	52.73	54.30	55.93	57.62	59.35	L46
21	**Base**	**46.54**	**47.94**	**49.38**	**50.86**	**52.39**	**53.96**	**55.58**	**57.25**	**58.97**	**60.74**	**62.56**	L47
21	LI10	47.01	48.42	49.87	51.37	52.91	54.50	56.14	57.82	59.56	61.35	63.19	L48
21	LI20	47.70	49.14	50.61	52.13	53.70	55.31	56.97	58.68	60.44	62.26	64.12	L49
22	**Base**	**50.26**	**51.77**	**53.32**	**54.92**	**56.57**	**58.27**	**60.02**	**61.82**	**63.67**	**65.58**	**67.55**	L50
22	LI10	50.76	52.29	53.85	55.47	57.14	58.85	60.62	62.44	64.31	66.24	68.23	L51
22	LI20	51.52	53.06	54.65	56.29	57.98	59.73	61.52	63.37	65.26	67.22	69.24	L52
23	**Base**	**54.28**	**55.91**	**57.59**	**59.32**	**61.10**	**62.93**	**64.82**	**66.76**	**68.76**	**70.82**	**72.94**	L53
23	LI10	54.82	56.47	58.17	59.91	61.71	63.56	65.47	67.43	69.45	71.53	73.67	L54
23	LI20	55.64	57.31	59.03	60.80	62.63	64.50	66.44	68.43	70.48	72.59	74.76	L55
24	**Base**	**58.62**	**60.38**	**62.19**	**64.06**	**65.98**	**67.96**	**70.00**	**72.10**	**74.26**	**76.49**	**78.78**	L56
24	LI10	59.21	60.98	62.81	64.70	66.64	68.64	70.70	72.82	75.00	77.25	79.57	L57
24	LI20	60.09	61.89	63.74	65.66	67.63	69.66	71.75	73.90	76.12	78.40	80.75	L58
25	**Base**	**63.31**	**65.21**	**67.17**	**69.19**	**71.27**	**73.41**	**75.61**	**77.88**	**80.22**	**82.63**	**85.11**	L59
25	LI10	63.94	65.86	67.84	69.88	71.98	74.14	76.37	78.66	81.02	83.46	85.96	L60
25	LI20	64.89	66.84	68.85	70.92	73.05	75.25	77.50	79.83	82.23	84.70	87.24	L61
26	**Base**	**68.37**	**70.42**	**72.53**	**74.71**	**76.95**	**79.26**	**81.64**	**84.09**	**86.61**	**89.21**	**91.89**	L62
26	LI10	69.05	71.12	73.26	75.46	77.72	80.05	82.46	84.93	87.48	90.10	92.81	L63
26	LI20	70.08	72.18	74.34	76.58	78.87	81.24	83.68	86.19	88.78	91.44	94.19	L64

Lincoln County Pay Plan

LCEA Represented Employees (DDA) - FLSA Exempt

Effective: July 1, 2023

Annual salary paid based on pay frequency

Employees will receive an additional 1% over base pay after 10 years of service and an additional 2.5% over base pay after 20 years of service

Range	Level	Step 1	Step 2	Step 3	Step 4	Step 5	Step 6	Step 7	Step 8	Step 9	Step 10	Step 11	Pay Grade
18	**Base**	**76,784**	**79,088**	**81,461**	**83,905**	**86,422**	**89,015**	**91,685**	**94,436**	**97,269**	**100,187**	**103,193**	**C01**
18	LI10	77,552	79,879	82,276	84,744	87,286	89,905	92,602	95,380	98,242	101,189	104,225	C02
18	LI20	78,704	81,065	83,498	86,003	88,583	91,240	93,977	96,797	99,701	102,692	105,773	C03
19	**Base**	**82,927**	**85,415**	**87,977**	**90,616**	**93,334**	**96,134**	**99,018**	**101,989**	**105,049**	**108,200**	**111,446**	**C04**
19	LI10	83,756	86,269	88,857	91,522	94,267	97,095	100,008	103,009	106,099	109,282	112,560	C05
19	LI20	85,000	87,550	90,176	92,881	95,667	98,537	101,493	104,539	107,675	110,905	114,232	C06
20	**Base**	**92,049**	**94,810**	**97,654**	**100,584**	**103,602**	**106,710**	**109,911**	**113,208**	**116,604**	**120,102**	**123,705**	**C07**
20	LI10	92,969	95,758	98,631	101,590	104,638	107,777	111,010	114,340	117,770	121,303	124,942	C08
20	LI20	94,350	97,180	100,095	103,099	106,192	109,378	112,659	116,038	119,519	123,105	126,798	C09

Lincoln County Pay Plan

LCEA Represented Employees (Roads) - FLSA OT Eligible

Effective: July 1, 2023

Annual salary paid based on pay frequency

Employees will receive an additional 1% over base pay after 10 years of service and an additional 2.5% over base pay after 20 years of service

Range	Level	Step 1	Step 2	Step 3	Step 4	Step 5	Step 6	Step 7	Step 8	Step 9	Step 10	Step 11	Pay Grade
11	**Base**	**21.51**	**22.16**	**22.82**	**23.50**	**24.21**	**24.94**	**25.69**	**26.46**	**27.25**	**28.07**	**28.91**	**R01**
11	LI10	21.73	22.38	23.05	23.74	24.45	25.19	25.95	26.72	27.52	28.35	29.20	R02
11	LI20	22.05	22.71	23.39	24.09	24.82	25.56	26.33	27.12	27.93	28.77	29.63	R03
12	**Base**	**23.23**	**23.93**	**24.65**	**25.39**	**26.15**	**26.93**	**27.74**	**28.57**	**29.43**	**30.31**	**31.22**	**R04**
12	LI10	23.46	24.17	24.90	25.64	26.41	27.20	28.02	28.86	29.72	30.61	31.53	R05
12	LI20	23.81	24.53	25.27	26.02	26.80	27.60	28.43	29.28	30.17	31.07	32.00	R06
13	**Base**	**25.09**	**25.84**	**26.62**	**27.42**	**28.24**	**29.09**	**29.96**	**30.86**	**31.79**	**32.74**	**33.72**	**R07**
13	LI10	25.34	26.10	26.89	27.69	28.52	29.38	30.26	31.17	32.11	33.07	34.06	R08
13	LI20	25.72	26.49	27.29	28.11	28.95	29.82	30.71	31.63	32.58	33.56	34.56	R09
14	**Base**	**27.10**	**27.91**	**28.75**	**29.61**	**30.50**	**31.42**	**32.36**	**33.33**	**34.33**	**35.36**	**36.42**	**R10**
14	LI10	27.37	28.19	29.04	29.91	30.81	31.73	32.68	33.66	34.67	35.71	36.78	R11
14	LI20	27.78	28.61	29.47	30.35	31.26	32.21	33.17	34.16	35.19	36.24	37.33	R12
15	**Base**	**29.27**	**30.15**	**31.05**	**31.98**	**32.94**	**33.93**	**34.95**	**36.00**	**37.08**	**38.19**	**39.34**	**R13**
15	LI10	29.56	30.45	31.36	32.30	33.27	34.27	35.30	36.36	37.45	38.57	39.73	R14
15	LI20	30.00	30.90	31.83	32.78	33.76	34.78	35.82	36.90	38.01	39.14	40.32	R15

Lincoln County Pay Plan

LCEA Represented Employees (Transit) - FLSA OT Eligible

Effective: July 1, 2023

Annual salary paid based on pay frequency

Employees will receive an additional 1% over base pay after 10 years of service and an additional 2.5% over base pay after 20 years of service

Range	Level	Step 1	Step 2	Step 3	Step 4	Step 5	Step 6	Step 7	Pay Grade
9	**Base**	**18.00**	**18.54**	**19.10**	**19.67**	**20.26**	**20.87**	**21.50**	**T01**
9	LI10	18.18	18.73	19.29	19.87	20.46	21.08	21.72	T02
9	LI20	18.45	19.00	19.58	20.16	20.77	21.39	22.04	T03

Lincoln County Pay Plan

FOPPO Represented Employees - FLSA OT Eligible

Effective: July 1, 2023

Employees will receive an additional 1% over base pay after 10 years of service and an additional 2.5% 20 years of service

Intermediate Certifcate or Non-Cert AA Degree receives additional 4% over basic pay. Advanced Certificate or Non-Cert BA Degree receives an additional 8% over basic pay. FTO assignment receives additional 2.5%.

	Range	Level	Step 1	Step 2	Step 3	Step 4	Step 5	Step 6	Step 7	Step 8	Step 9	Step 10	Step 11	Pay Grade
Basic	**15**	**Base**	**28.08**	**28.92**	**29.79**	**30.68**	**31.60**	**32.55**	**33.53**	**34.54**	**35.58**	**36.65**	**37.75**	**F01**
Basic	15	LI10	28.36	29.21	30.09	30.99	31.92	32.88	33.87	34.89	35.94	37.02	38.13	F02
Basic	15	LI20	28.78	29.64	30.53	31.45	32.39	33.36	34.37	35.40	36.47	37.57	38.69	F03
Intermed	**15**	**Base**	**28.92**	**29.79**	**30.68**	**31.60**	**32.55**	**33.53**	**34.54**	**35.58**	**36.65**	**37.75**	**38.88**	**F04**
Intermed	15	LI10	29.21	30.09	30.99	31.92	32.88	33.87	34.89	35.94	37.02	38.13	39.27	F05
Intermed	15	LI20	29.64	30.53	31.45	32.39	33.36	34.37	35.40	36.47	37.57	38.69	39.85	F06
Advanced	**15**	**Base**	**29.76**	**30.65**	**31.57**	**32.52**	**33.50**	**34.51**	**35.55**	**36.62**	**37.72**	**38.85**	**40.02**	**F07**
Advanced	15	LI10	30.06	30.96	31.89	32.85	33.84	34.86	35.91	36.99	38.10	39.24	40.42	F08
Advanced	15	LI20	30.50	31.42	32.36	33.33	34.34	35.37	36.44	37.54	38.66	39.82	41.02	F09
Basic + FTO	**15**	**Base**	**28.78**	**29.64**	**30.53**	**31.45**	**32.39**	**33.36**	**34.37**	**35.40**	**36.47**	**37.57**	**38.69**	**F10**
Basic + FTO	15	LI10	29.07	29.94	30.84	31.76	32.71	33.69	34.71	35.75	36.83	37.95	39.08	F11
Basic + FTO	15	LI20	29.50	30.38	31.29	32.24	33.20	34.19	35.23	36.29	37.38	38.51	39.66	F12
Inter + FTO	**15**	**Base**	**29.64**	**30.53**	**31.45**	**32.39**	**33.36**	**34.37**	**35.40**	**36.47**	**37.57**	**38.69**	**39.85**	**F13**
Inter + FTO	15	LI10	29.94	30.84	31.76	32.71	33.69	34.71	35.75	36.83	37.95	39.08	40.25	F14
Inter + FTO	15	LI20	30.38	31.29	32.24	33.20	34.19	35.23	36.29	37.38	38.51	39.66	40.85	F15
Adv + FTO	**8**	**Base**	**30.50**	**31.42**	**32.36**	**33.33**	**34.34**	**35.37**	**36.44**	**37.54**	**38.66**	**39.82**	**41.02**	**F16**
Adv + FTO	8	LI10	30.81	31.73	32.68	33.66	34.68	35.72	36.80	37.92	39.05	40.22	41.43	F17
Adv + FTO	8	LI20	31.26	32.21	33.17	34.16	35.20	36.25	37.35	38.48	39.63	40.82	42.05	F18

As of publication date, the LCDA contract is expired and has not reached settlement on a new contract. The new contract would be effective 7/1/2022 and would run through the FY24 budget year. When that contract is settled, the resulting LCDA pay plans will be published.

By Board of Commissioners policy, employees that work within the Sheriff's department but who are not part of the LCDA bargaining unit receive the same Cost of Living adjustments as the bargaining unit members. As a result, pay plans for those employees will be published with the LCDA plans after the contract is settled.

BUDGETED POSITIONS

OVERVIEW

Personnel changes are constant, so the County establishes a cutoff for budget purposes. Filled and authorized (not frozen or abolished) vacant positions as of February 10, 2023 were used to establish the Personnel Services budgets for the County's departments. Department managers are free to change, eliminate, or add to positions on this listing, but will need to manage to Personnel Services budgets established.

Authorized vacant positions are budgeted at Step 3, with full family benefits, but no other wage modifiers such as interpreter stipends, assignment adjustments such as Field Training Officer, or training/educational enhacements.

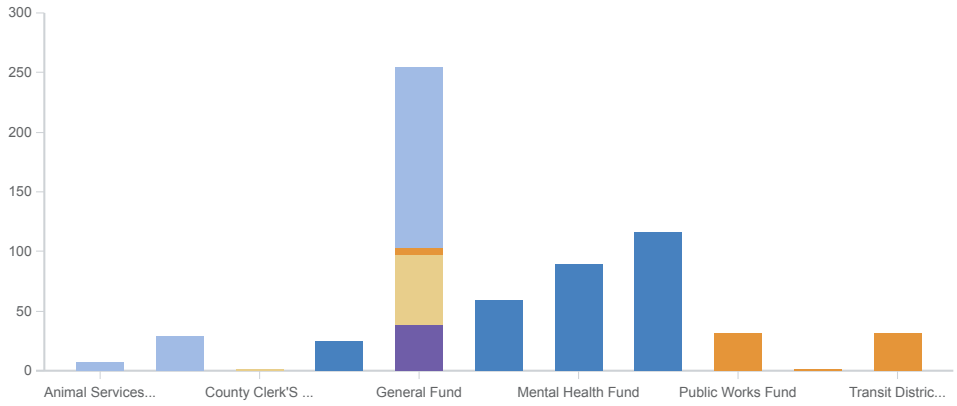

31

Department Function in Transit Distric...

Positions are distributed across the County's operating funds and special districts. The General Fund is home to most of the County's 600+ positions, with most of the rest in Health and Human Services funds. The remaining positions are associated with other operating funds or Special Districts.

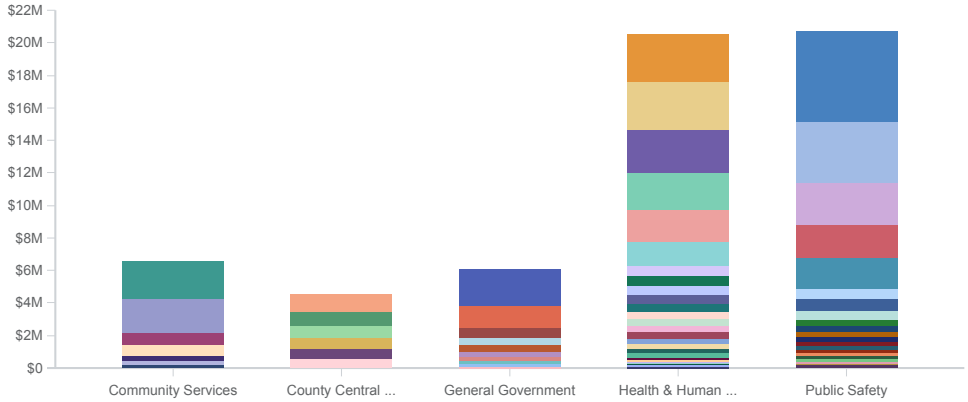

$20,737,215.27

Department Codes Description in Public Safety

FTE BY DEPARTMENT

DEPARTMENT	2024	Total
COUNTY JAIL	44.00	44.00
ADULT MENTAL HEALTH SERVICES	33.30	33.30
PRIMARY CARE HEALTH CENTERS	31.80	31.80
TRANSIT ADMINISTRATION	31.00	31.00
PATROL & INVESTIGATIONS	29.00	29.00
JUVENILE DETENTION & SHELTER	25.00	25.00
HHS - ADMINISTRATIVE SERVICES	24.00	24.00
DISTRICT ATTORNEY	24.00	24.00
INTELLECTUAL & DEVEL DISABILITIES PROGRAM	24.00	24.00
CRISIS SERVICES	22.30	22.30
ROADS - GENERAL MAINTENANCE	20.00	20.00
ASSESSOR	20.00	20.00
CHILD, ADOLESCENT & FAMILY SERVICES	19.75	19.75
PLANNING & DEVELOPMENT	19.00	19.00
COMMUNITY CORRECTIONS (P&P)	18.00	18.00
COVID RESPONSE	11.00	11.00
INFORMATION TECHNOLOGY	10.00	10.00
VA COMMUNITY-BASED OUTPATIENT CENTER	10.00	10.00
SCHOOL-BASED HEALTH CENTERS	10.00	10.00
NURSE FAMILY PARTNERSHIP	8.40	8.40
CHOICE MODEL/ACT SERVICES	7.88	7.88
FINANCE & ACCOUNTING	7.80	7.80
PH MODERNIZATION AND ACCREDITATION	7.30	7.30
MATERNAL/CHILD HEALTH HOME VISITING	7.20	7.20
OBAT (OFFICE BASED ADDICTION TREATMENT)	7.00	7.00
SHERIFF'S SUPPORT SERVICES	7.00	7.00
FACILITIES MANAGEMENT	6.00	6.00
FLEET SERVICES	6.00	6.00
JAIL HEALTH SERVICES	6.00	6.00
PARENTS AS TEACHERS PROGRAM	5.80	5.80
ENVIRONMENTAL HEALTH	5.20	5.20
COUNTY ADMINISTRATION	5.00	5.00
ROADS - ENGINEERS OFFICE	5.00	5.00
WOMEN, INFANTS & CHILDREN PROGRAM	5.00	5.00
HUMAN RESOURCES	5.00	5.00
ANIMAL SHELTER	5.00	5.00
CLERK RECORDS & ADMINISTRATION	4.60	4.60

DEPARTMENT	2024	Total
HHS - HARM REDUCTION	4.05	4.05
CO-OCCURRING DISORDERS/DUAL DIAGNOSIS SERVICES	4.00	4.00
SHERIFF'S OFFICE ADMINISTRATION	4.00	4.00
COUNTY COUNSEL	4.00	4.00
SURVEYOR	4.00	4.00
SAFE DRINKING WATER	4.00	4.00
HB 3194 FUNDING/TRANSITIONAL HOUSING	4.00	4.00
COMMUNICABLE DISEASE	3.20	3.20
TAX COLLECTOR	3.00	3.00
VETERANS' SERVICES	3.00	3.00
P&P WORK CREW	3.00	3.00
BOARD OF COMMISSIONERS	3.00	3.00
PARKS	3.00	3.00
VITAL STATISTICS	3.00	3.00
CHILD SUPPORT ENFORCEMENT	2.80	2.80
ADDICTIONS PREVENTION	2.30	2.30
DRUG COURT/SPECIALTY COURTS	2.00	2.00
MARINE PATROL	2.00	2.00
ANIMAL CONTROL	2.00	2.00
TREASURER	2.00	2.00
DOWNWARD DEPARTURE PROGRAM	2.00	2.00
EMERGENCY SERVICES	2.00	2.00
SOLID WASTE DISPOSAL	2.00	2.00
VOCA GRANT	2.00	2.00
GIS SERVICES	2.00	2.00
HHS EMERGENCY PREPAREDNESS	1.50	1.50
TOBACCO EDUCATION/PREVENTION GRANT	1.30	1.30
ELECTIONS	1.00	1.00
SOLID WASTE DISTRICT OPERATIONS	1.00	1.00
VICTIM'S ASSISTANCE PROGRAM	1.00	1.00
IMMUNIZATION ACTION PROGRAM	1.00	1.00
STEPPING UP INITIATIVE GRANT	1.00	1.00
PUBLIC HEALTH - PREVENTION	1.00	1.00
MY SISTER'S PLACE GRANT	1.00	1.00
SOLID WASTE/FOREST CONTRACT	1.00	1.00
COUNTY CLERK'S RECORDS	0.60	0.60
TOTAL	**621.08**	**621.08**

CLOSED DEPARTMENTS

BUDGET ORG

Various Funds
Various Departments

KEY STAFF

Christina Shearer, Finance Director
Deanna Gravelle, Asst Finance Director

OVERVIEW

These pages contain historical data for departments that are no longer active in the current budget year.

CLOSED AS OF FY24

- Fund 101, Dept 991Other General Government
- Fund 101 Dept 992 Other Public Safety
- Fund 101, Dept 993 Other Community Services
- Fund 219, Dept 400 Parking Lot Improvement
- Fund 219, Dept 500 A&T Software Project
- Fund 219, Dept 600 Storage Facility Project

CLOSED PRIOR TO FY 24

- Fund 219, Dept 450 Courthouse Roof Replacement

OTHER COMMUNITY SERVICES

BUDGET ORG

Fund: 101 General Fund
Dept: 993 Other Community Services
Category: County Central Services

KEY STAFF

OVERVIEW

Department closing as of FY24. No narrative required.

REVENUE & EXPENDITURE SUMMARY

Other Community Services Expenses & Revenues

	2019 - 20 Actual	2020 - 21 Actual	2021 - 22 Actual	2022 - 23 Budget	2023 - 24 Budget
Revenues					
Revenue					
Other Taxes & Land Sales	$385,626	$448,161	$724,404	$617,000	$0
Intergovernmental - Other	$1,233	$766	$826	$0	$0
REVENUE TOTAL	**$386,859**	**$448,927**	**$725,231**	**$617,000**	**$0**
REVENUES TOTAL	**$386,859**	**$448,927**	**$725,231**	**$617,000**	**$0**
Expenses	$1,736,778	$1,809,249	$2,332,671	$2,024,292	$0
REVENUES LESS EXPENSES	**-$1,349,919**	**-$1,360,322**	**-$1,607,440**	**-$1,407,292**	**$0**

EXPENSE HISTORY

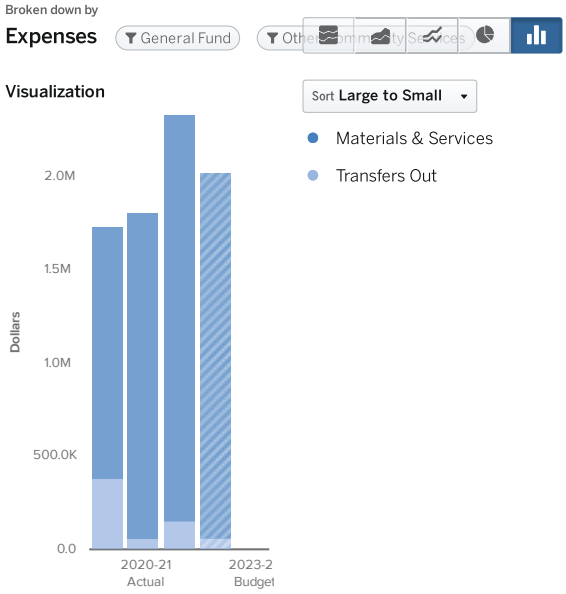

REVENUE HISTORY

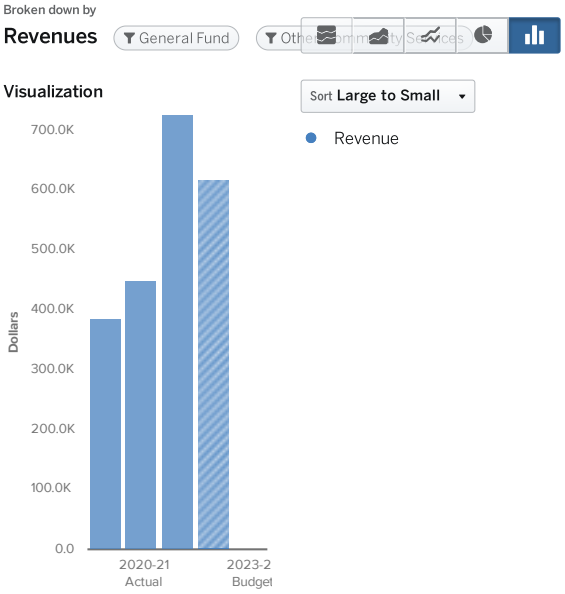

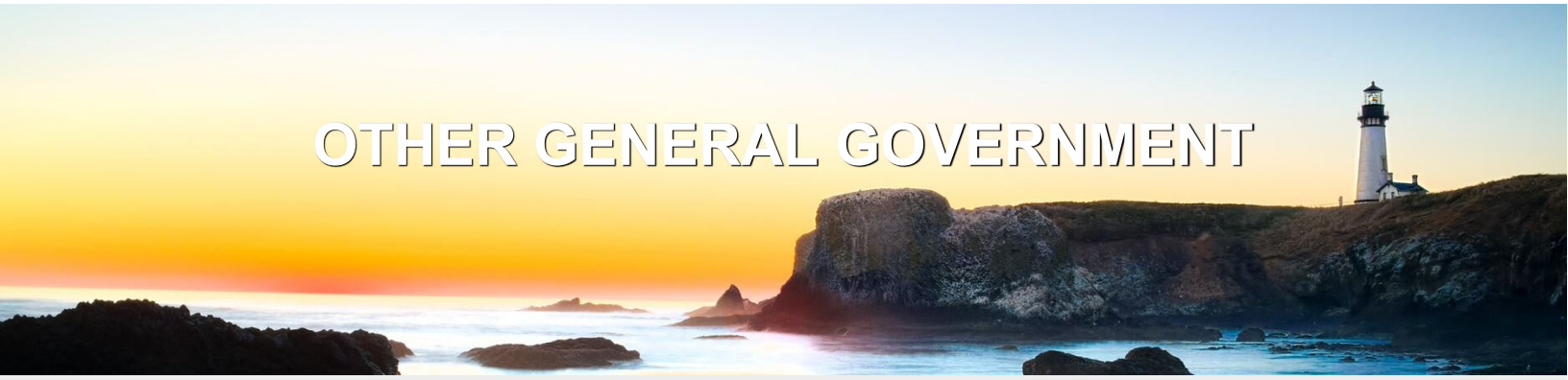

OTHER GENERAL GOVERNMENT

BUDGET ORG

Fund: 101 General Fund
Dept: 991 Other General Government
Category: County Central Services

KEY STAFF

OVERVIEW

This department is closing for FY24. No Narrative Required

REVENUE & EXPENDITURE SUMMARY

Other General Government Expenses & Revenues

	2019 - 20 Actual	2020 - 21 Actual	2021 - 22 Actual	2022 - 23 Budget	2023 - 24 Budget
Revenues					
Beginning Fund Balance					
Beginning Balance	$9,001,784	$0	$0	$0	$0
BEGINNING FUND BALANCE TOTAL	**$9,001,784**	**$0**	**$0**	**$0**	**$0**
Revenue					
Intergovernmental - Federal	$584,703	$0	$0	$0	$0
Miscellaneous	$51,500	$0	$0	$0	$0
REVENUE TOTAL	**$636,203**	**$0**	**$0**	**$0**	**$0**
REVENUES TOTAL	**$9,637,987**	**$0**	**$0**	**$0**	**$0**
Expenses	$1,098,784	$1,152,424	$1,182,574	$1,341,827	$0
REVENUES LESS EXPENSES	**$8,539,202**	**-$1,152,424**	**-$1,182,574**	**-$1,341,827**	**$0**

EXPENSE HISTORY

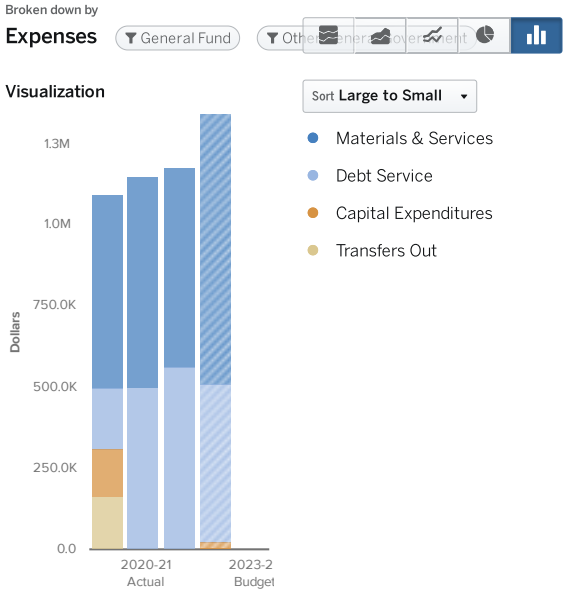

REVENUE HISTORY

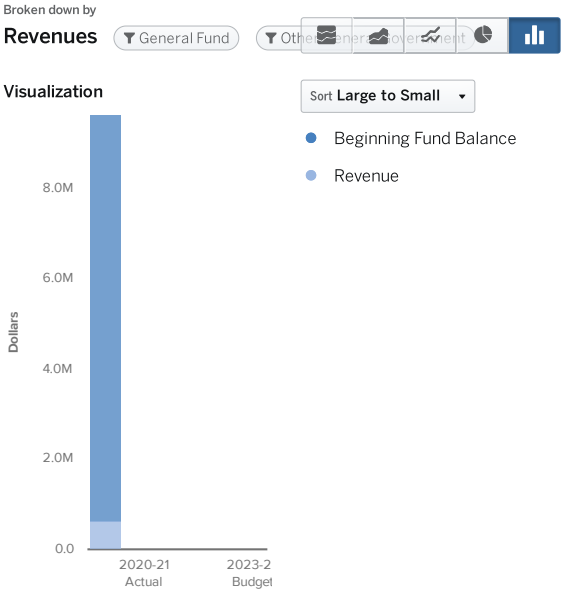

OTHER PUBLIC SAFETY

BUDGET ORG

Fund: 101 General Fund
Dept: 992 Other Public Safety
Category: County Central Services

KEY STAFF

OVERVIEW

This department is closing for FY24. No Narrative Required

REVENUE & EXPENDITURE SUMMARY

Other Public Safety Expenses & Revenue

	2019 - 20 Actual	2020 - 21 Actual	2021 - 22 Actual	2022 - 23 Budget	2023 - 24 Budget
Revenues					
Revenue					
Intergovernmental - State	$0	$144,245	$144,245	$298,145	$0
Intergovernmental - Other	$80,000	$90,000	$100,000	$103,500	$0
Intergovernmental - Local	$62,258	$62,258	$0	$121,562	$0
Intergovernmental - Federal	$0	$0	$13,980	$0	$0
Miscellaneous	$10,000	$0	$0	$0	$0
REVENUE TOTAL	**$152,258**	**$296,503**	**$258,225**	**$523,207**	**$0**
Transfers In					
Interfund Transfers In	$200,000	$0	$0	$0	$0
TRANSFERS IN TOTAL	**$200,000**	**$0**	**$0**	**$0**	**$0**
REVENUES TOTAL	**$352,258**	**$296,503**	**$258,225**	**$523,207**	**$0**
Expenses	$626,120	$713,449	$900,713	$950,270	$0
REVENUES LESS EXPENSES	**-$273,862**	**-$416,946**	**-$642,488**	**-$427,063**	**$0**

EXPENSE HISTORY

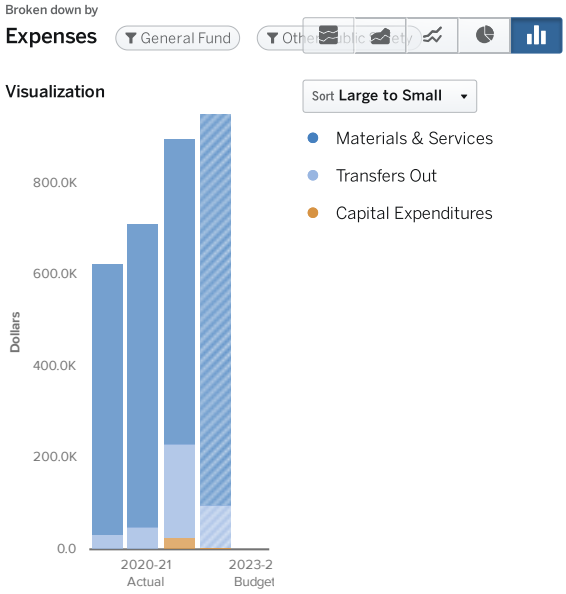

REVENUE HISTORY

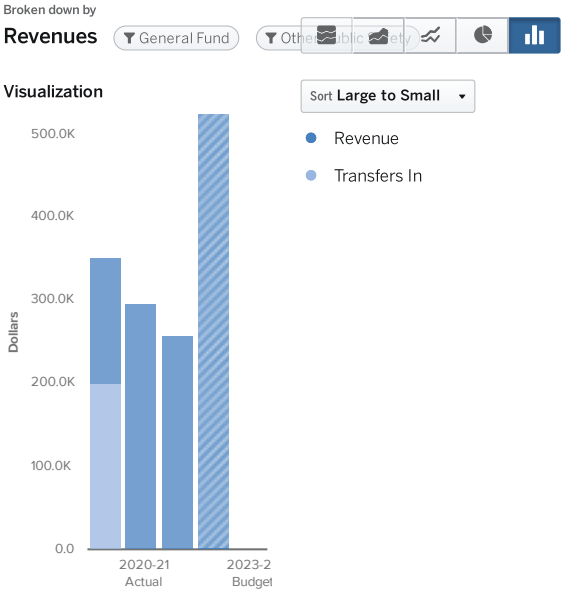

A&T SOFTWARE

BUDGET ORG

Fund: 219 Capital Projects Fund
Dept: 500 Assessment & Taxation Software
Category: Capital Projects

KEY STAFF

Joe Davidson, Elected County Assessor
Teresa Taylor, Chief Office Deputy

OVERVIEW

This fund covers the expenses for licensing, conversion and implementation of new Assessment and Tax software. The project began in January, 2018 and final conversion took place in July, 2022.

MAJOR ACTIVITIES

- Fit-Gap analysis to determine configuration needs
- System framework and data mapping
- Data conversion and testing (multiple iterations)
- End user training
- Implementation
- Support

FUNDING SOURCES

- Capital Projects Fund

REVENUE & EXPENDITURE SUMMARY

A&T Software Expenses & Revenues

	2019 - 20 Actual	2020 - 21 Actual	2021 - 22 Actual	2022 - 23 Budget	2023 - 24 Budget
Revenues					
Beginning Fund Balance					
Beginning Balance	$169,829	$299,905	$303,881	$105,427	$0
BEGINNING FUND BALANCE TOTAL	**$169,829**	**$299,905**	**$303,881**	**$105,427**	**$0**
Transfers In					
Interfund Transfers In	$163,000	$0	$0	$0	$0
TRANSFERS IN TOTAL	**$163,000**	**$0**	**$0**	**$0**	**$0**
Revenue					
Miscellaneous	$13,076	$6,377	$3,384	$0	$0
REVENUE TOTAL	**$13,076**	**$6,377**	**$3,384**	**$0**	**$0**
REVENUES TOTAL	**$345,905**	**$306,281**	**$307,266**	**$105,427**	**$0**
Expenses					
Materials & Services					
Other Contract Services	$46,000	$0	$184,000	$105,427	$0
MATERIALS & SERVICES TOTAL	**$46,000**	**$0**	**$184,000**	**$105,427**	**$0**
EXPENSES TOTAL	**$46,000**	**$0**	**$184,000**	**$105,427**	**$0**
REVENUES LESS EXPENSES	**$299,905**	**$306,281**	**$123,266**	**$0**	**$0**

RECENT ACCOMPLISHMENTS

- Go-live on new platform in July, 2022
- Successful Tax Roll Certification for 2022-23 Tax Year
- Release of new Public Access website for searching property information – updated daily

GOALS & OBJECTIVES

- Continue to learn and adapt to new system
- Streamline office procedures and workflow
- Digitize all appraisal records and mass upload to individual tax accounts
- Begin configuration of supplemental Field Mobile app to be used by field appraisal staff for data collection and entry

DEPARTMENT METRICS

Professional Services Investment Summary	Amount	Complete	Amount	Invoiced	Invoice
rion License Fee					
Upon Project Initiation Date	189,605.00	100%	189,605.00	189,605.00	-
itiate and Plan Stage					
Contract signing	9,200.00	100.0%	9,200.00	9,200.00	-
Project Environment Access	9,200.00	100.0%	9,200.00	9,200.00	-
Implementation management plan accepted	18,400.00	100.0%	18,400.00	18,400.00	-
Phase 2 project schedule accepted	18,400.00	100.0%	18,400.00	18,400.00	-
ssess and Define Stage					
Initial Conversion Data mapping accepted	36,800.00	100.0%	36,800.00	36,800.00	-
Final Scope Accepted	9,200.00	100.0%	9,200.00	9,200.00	-
uild and Validate Stage					
Pre-release build 1 accepted	36,800.00	100.0%	36,800.00	36,800.00	-
First Conversion iteration accepted	55,200.00	100.0%	55,200.00	55,200.00	-
Pre-release build 2 accepted	46,000.00	100.0%	46,000.00	46,000.00	-
Pre-release build 3 accepted	46,000.00	100.0%	46,000.00	46,000.00	-
nal Testing and Training Stage					
Integration acceptance	27,600.00	100.0%	27,600.00	-	27,600.00
User acceptance testing (UAT) completed without critical or high defects per support call process exhibit in contract	18,400.00	100.0%	18,400.00	-	18,400.00
roduction Cutover Stage					
Final Conversion Accepted	9,200.00	100.0%	9,200.00	-	9,200.00
Production Cut-over (soft release)	9,200.00	100.0%	9,200.00	-	9,200.00
Production Cut-over (Final release)	9,200.00	0.0%	-	-	-
nase/Project Closure Stage					
Transition to support/Final acceptance	9,200.00	0.0%	-	-	-
Personal Property Enhancement Services	5,000.00	0.0%	-	-	-
Grand Total	**562,605.00**		**539,205.00**	**474,805.00**	**64,400.00**

The above table details contractual Professional Services Agreement between Lincoln County and Tyler Technologies for A&T Software conversion. Included is a breakdown of control points and associated costs, as well as invoice detail as of February, 2023. The final three items displayed, totaling $23,400, are expected to be invoiced and expended by Q4 FY23.

EXPENSE HISTORY

Broken down by

Expenses A & T Software Project

Visualization

Sort Large to Small

Materials & Services

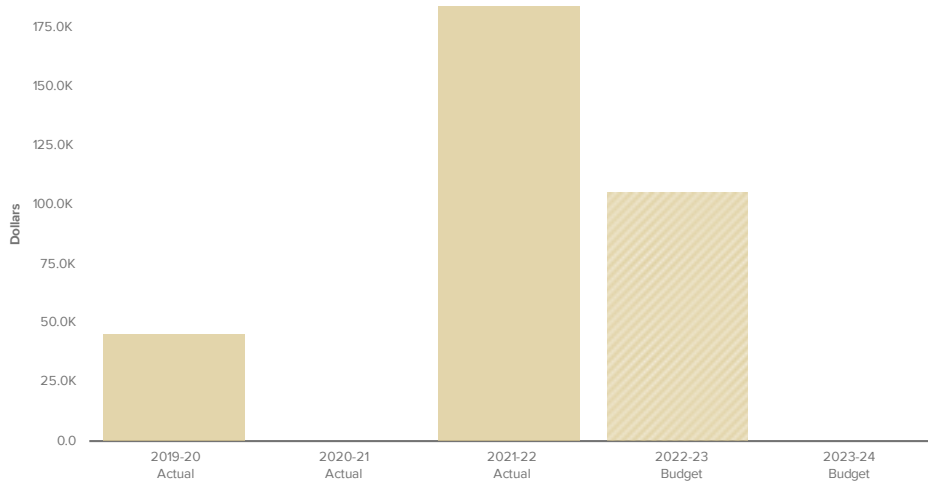

REVENUE HISTORY

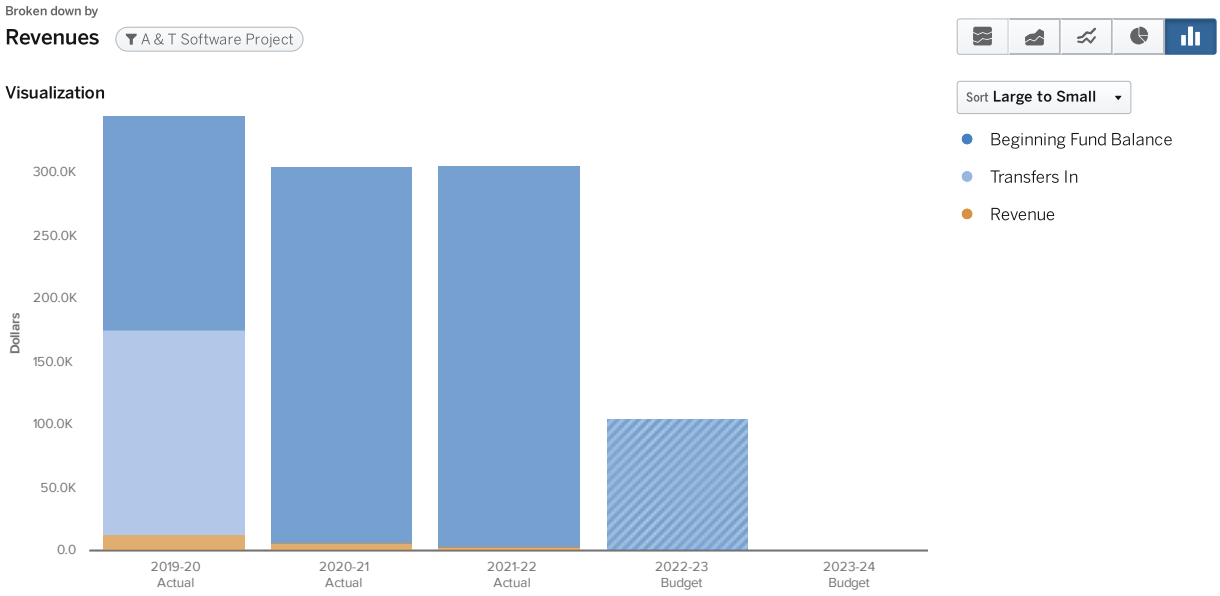

SIGNIFICANT CHANGES

Multiple project delays caused disruptions to regular office operations.

SUPPLEMENTAL INFORMATION

Public Access Property Information Search page: Lincoln County Public Access > Login

PARKING LOT IMPROVEMENT

BUDGET ORG

Fund: 219 Capital Projects
Dept: 400 Parking Lot Improvement Project
Category: Capital Projects

KEY STAFF

OVERVIEW

Department closing for FY24 - no narrative needed.

MAJOR ACTIVITIES

- None

FUNDING SOURCES

- None

REVENUE & EXPENDITURE SUMMARY

Parking Lot Expenses & Revenues

	2019 - 20 Actual	2020 - 21 Actual	2021 - 22 Actual	2022 - 23 Budget	2023 - 24 Budget
Revenues					
Beginning Fund Balance					
Beginning Balance	$175,000	$175,000	$225,000	$225,000	$0
BEGINNING FUND BALANCE TOTAL	**$175,000**	**$175,000**	**$225,000**	**$225,000**	**$0**
Revenue					
Other Financing Sources	$0	$50,000	$0	$0	$0
REVENUE TOTAL	**$0**	**$50,000**	**$0**	**$0**	**$0**
REVENUES TOTAL	**$175,000**	**$225,000**	**$225,000**	**$225,000**	**$0**
Expenses					
Capital Expenditures					
Capital Expenditures	$0	$0	$0	$135,000	$0
CAPITAL EXPENDITURES TOTAL	**$0**	**$0**	**$0**	**$135,000**	**$0**
Materials & Services					
Other Contract Services	$0	$0	$0	$75,000	$0
Program Expenses	$0	$0	$0	$15,000	$0
MATERIALS & SERVICES TOTAL	**$0**	**$0**	**$0**	**$90,000**	**$0**
EXPENSES TOTAL	**$0**	**$0**	**$0**	**$225,000**	**$0**
REVENUES LESS EXPENSES	**$175,000**	**$225,000**	**$225,000**	**$0**	**$0**

RECENT ACCOMPLISHMENTS

- None

GOALS & OBJECTIVES

- None

DEPARTMENT METRICS

None

EXPENSE HISTORY

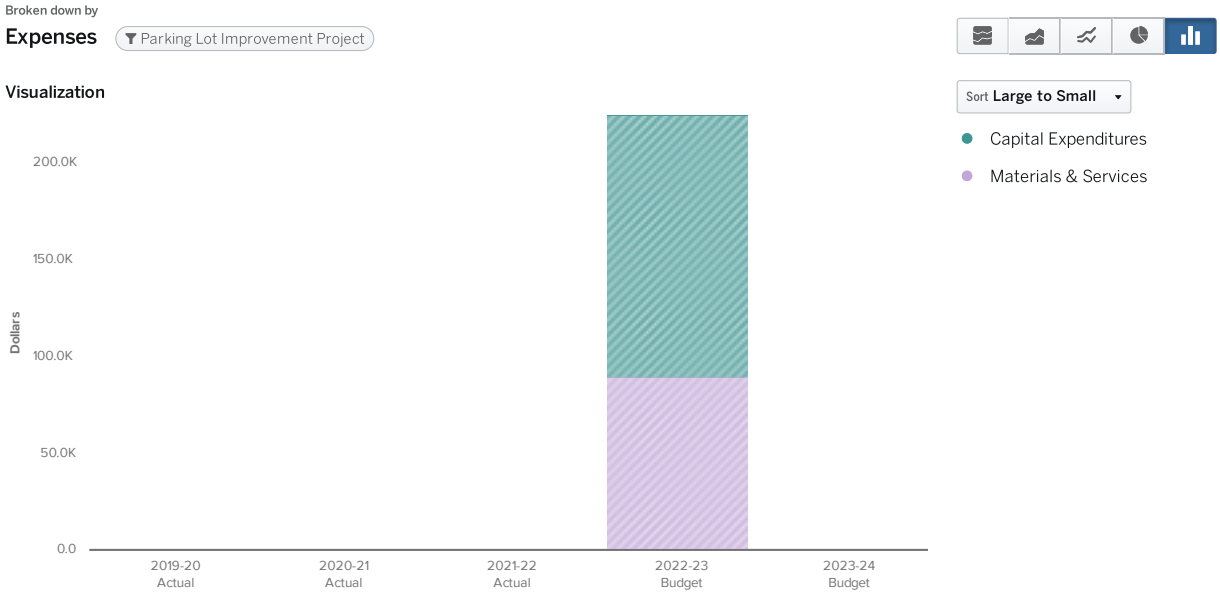

REVENUE HISTORY

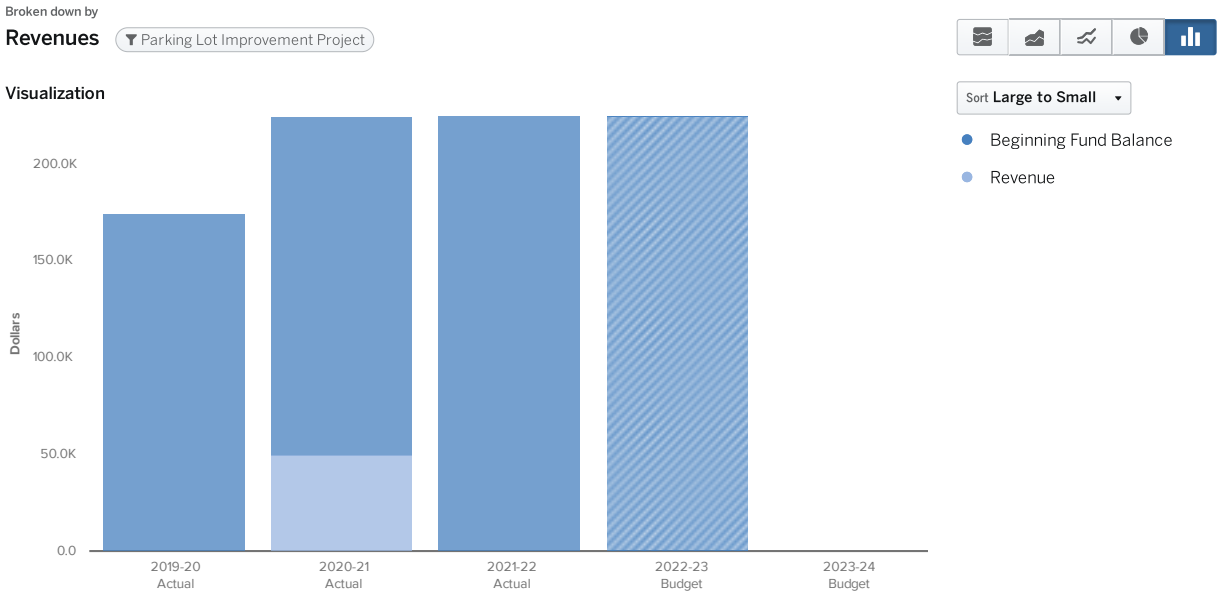

SIGNIFICANT CHANGES

None

SUPPLEMENTAL INFORMATION

None