

# LINCOLN COUNTY

Total population  
**47,881**

Rural population  
**38%**

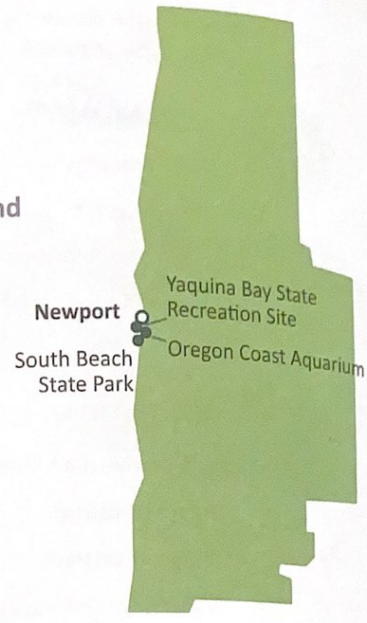
Net migration, 2010-2018  
(per 1,000 population)  
**73**

Total land area  
**1,194 mi<sup>2</sup>**



Public land  
**29%**

Developed/  
cultivated land  
**6%**



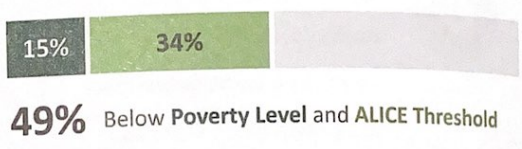
## FEDERALLY RECOGNIZED TRIBES

- BP
- CLUS
- COQ
- COW
- GR
- KLA
- SLZ
- UMA
- WSP

## MEDIAN HOUSEHOLD INCOME

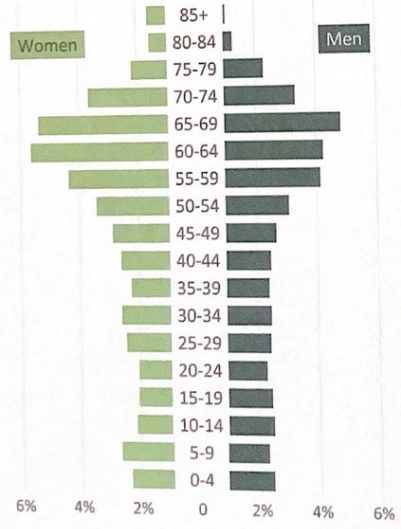


## HOUSEHOLDS IN FINANCIAL HARDSHIP



LIFE EXPECTANCY **81** years **75** years

## POPULATION BY AGE



## POPULATION BY RACE/ETHNICITY

- American Indian/Alaska Native: 2.6%
- Asian: 1.1%
- Black/African American: 0.4%
- Hispanic/Latino: 9.1%
- Native Hawaiian/Pacific Islander: 0.2%
- Some other race: 0.0%
- Two or more races: 3.9%
- White: 82.6%**

## TOP EMPLOYMENT INDUSTRIES

- Food services and drinking places
- Accommodation
- Educational services

Definitions of indicators can be found on page 93.



## COMMUNITY

	LINCOLN	OREGON	RURAL	URBAN
Food insecurity	14%	12%		
Child poverty*	26%	18%	17%	18%
Foster care rate (per 1,000 pop.)	20	9	15	8
Index crime (per 1,000 pop.)	29	28	21	29
Voter participation	70%	70%		



## EDUCATION

	LINCOLN	OREGON	RURAL	URBAN
Kindergarten ready (Letter sounds)	6 of 26	8		
3rd grade reading	37%	47%	42%	48%
9th grade on track	76%	85%	82%	86%
5-year high school graduation rate	81%	80%	75%	82%
4-year college degree or greater	24%	33%	23%	37%



## ECONOMY

	LINCOLN	OREGON	RURAL	URBAN
Unemployment rate	5%	4%		
Labor force participation rate	50%	62%	55%	65%
Job growth (per 1,000 pop.)	2	8	5	9
Property tax (per person)	\$2,283	\$1,548	\$1,280	\$1,600
Rent costs (1 bedroom/1 bath)	\$695			



## HEALTH

	LINCOLN	OREGON	RURAL	URBAN
Low weight births	9%	7%	7%	7%
Vaccination rate, 2-year-olds	68%	73%		
Good physical health	57%	60%		
Good mental health	59%	57%		
Tobacco use	35%	26%		



## INFRASTRUCTURE

	LINCOLN	OREGON	RURAL	URBAN
Broadband access	94%	94%		
Child care (slots per 100 children)	16	16	16	17
Transit service	40%	52%		
Mobile homes	13%	8%	16%	6%
Vehicle miles traveled (per capita)	7,996	5,190	9,640	4,326

\* Interpret with caution for small counties (population under 10,000).