

Lincoln County, Oregon (Est. 1893)




QUICK FACTS

Geographical Area:	992 sq. mi.
Population (2020):	48,305
Civilian Labor Force (2019):	20,848
Average Employment (2019):	19,947
Average Wage (2019):	\$39,518
Per Capita Personal Income (2019):	\$45,935
Gross Domestic Product (2019):	\$2,181,832,000

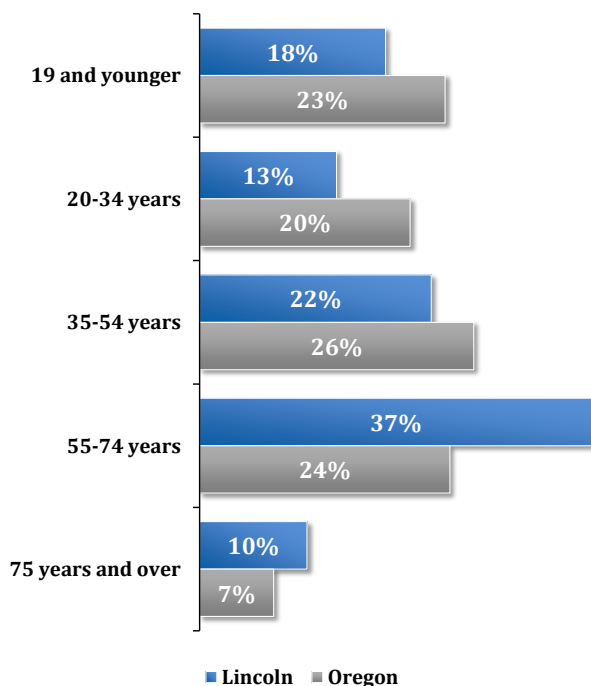
CITY POPULATIONS (2020)

DEPOE BAY	1,450
LINCOLN CITY	8,865
NEWPORT	10,400
SILETZ	1,235
TOLEDO	3,520
WALDPORT	2,125
YACHATS	780
UNINCORPORATED	19,930

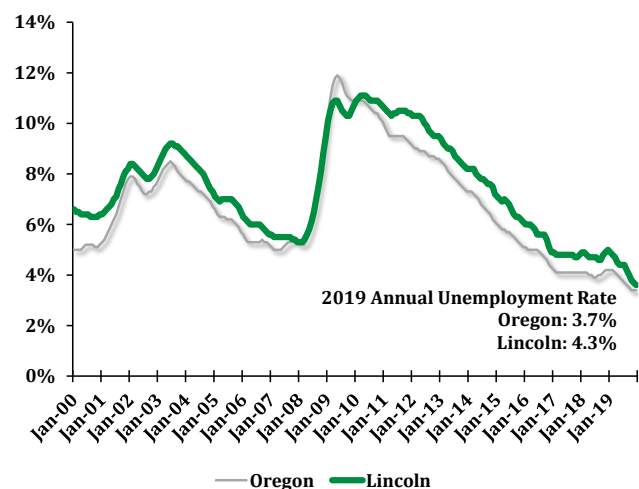
CHANGE IN POPULATION (2000-2020)



POPULATION BY AGE (2019)



UNEMPLOYMENT RATE (SEASONALLY ADJUSTED)

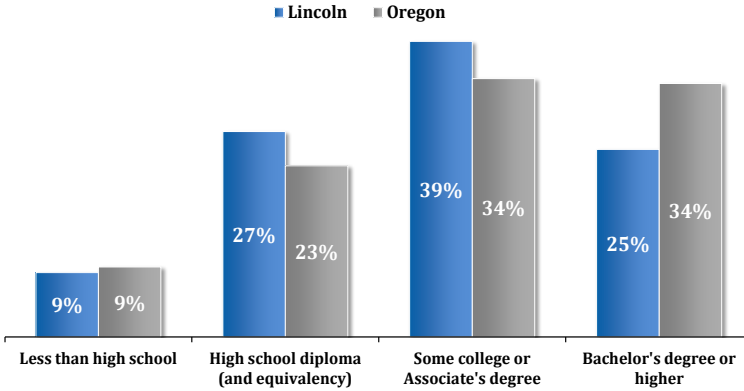
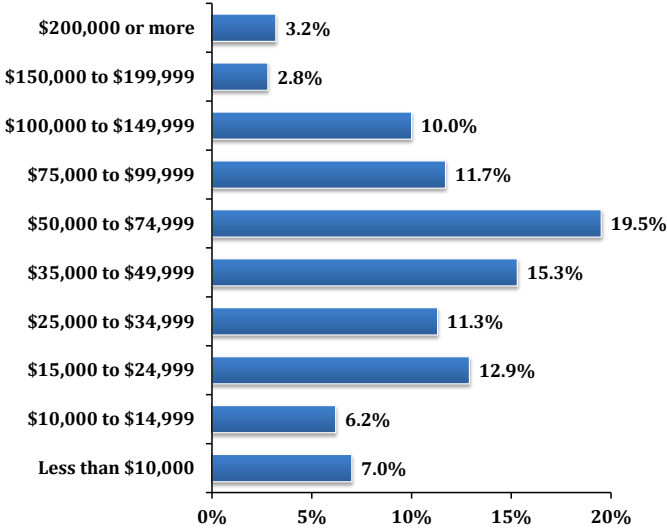


HOUSEHOLD INCOME

MEDIAN HOUSEHOLD INCOME: \$47,882

Lincoln County, Oregon

EDUCATIONAL ATTAINMENT

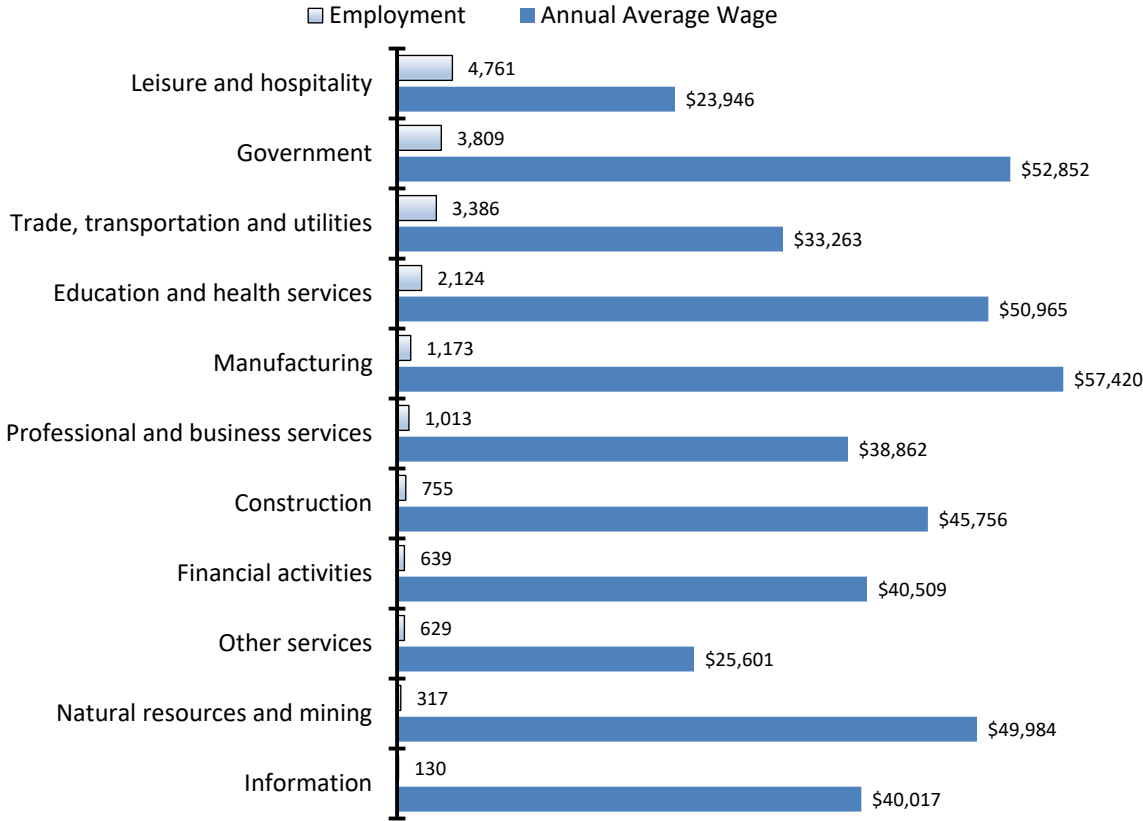


Source: U.S. Census Bureau American Community Survey, 2019 5-year estimates.

Source: U.S. Census Bureau American Community Survey, 2019 5-year estimates.

INDUSTRY EMPLOYMENT AND AVERAGE WAGES (2019)

ANNUAL AVERAGE EMPLOYMENT: 18,742



Source: Quarterly Census of Employment and Wages, 2019 annual.

