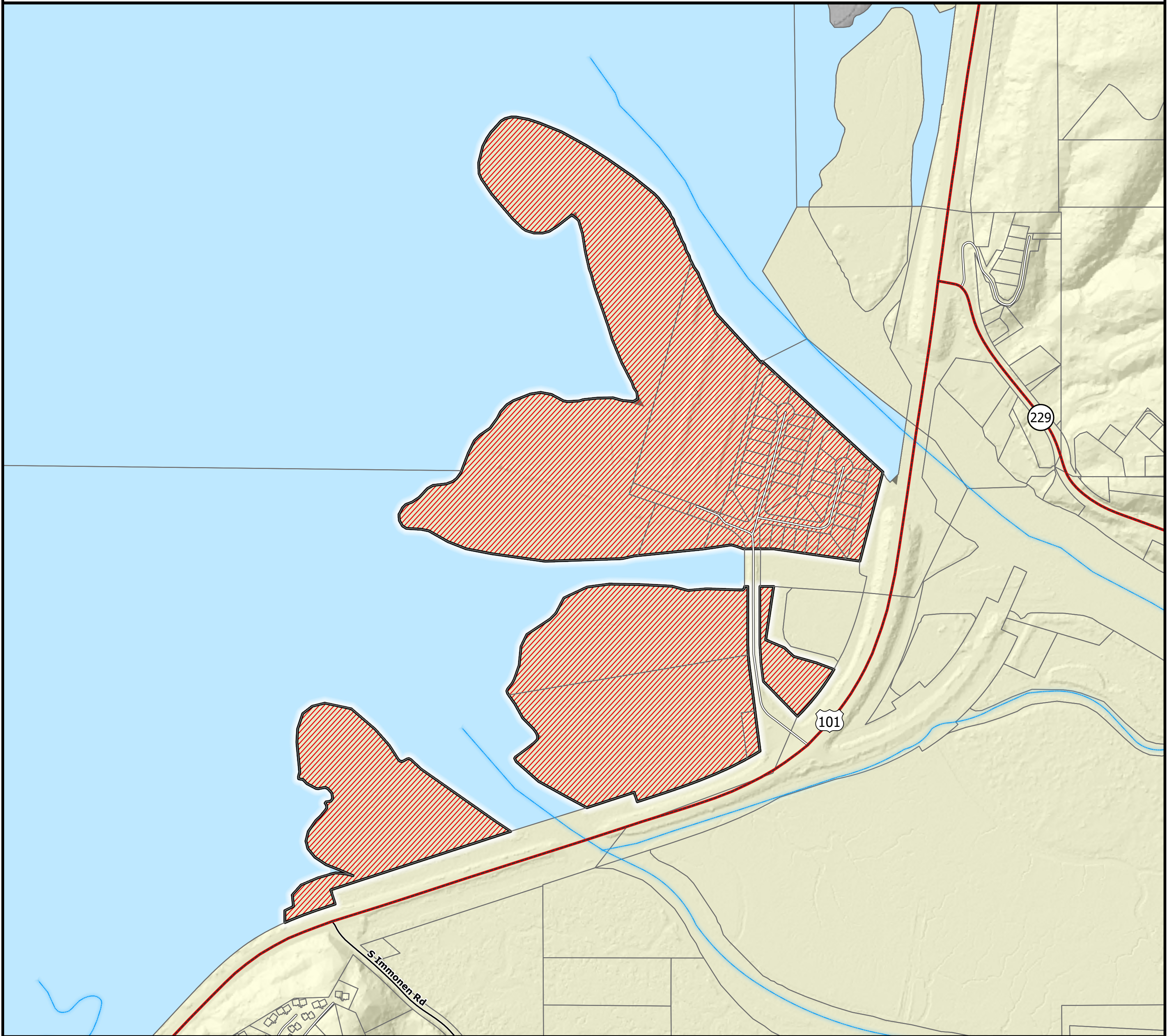


Siletz Keys Sanitary District



 Siletz Keys Sanitary District

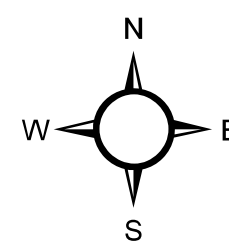
0 0.1 0.2 0.3 0.4 0.5

Miles

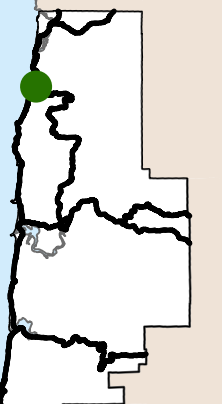
Disclaimer: Lincoln County government use only. Use for any other purpose is entirely at the risk of the user. This product is for informational purposes and may not have been prepared for, or be suitable for legal, engineering, or surveying purposes. Users should review the primary information sources to ascertain their usability.

Projection: NAD 83 HARN Lambert Conformal Conic
Data Sources: Lincoln County Assessor, Public Works, and Surveyor
Copyright: 2026 by Lincoln County, Oregon

Produced On: 3/3/2026; District data from 10/2025
Scale: 1:4,000



Area of Detail



Lincoln County