

**LINCOLN COUNTY, OREGON
ANNUAL BUDGET
FISCAL YEAR 2016-17**

**LINCOLN COUNTY
FY 2016-17 ANNUAL BUDGET**

TABLE OF CONTENTS

	Page Number
Message from the Board of Commissioners	1
Budget Message	3
County History	5
How the Budget Is Developed	8
Lincoln County Organization Chart	9
Revenue Estimates by Fund	10
Appropriated Expenditures by Fund	11
Budget Summary by Fund	12
 GENERAL FUND (101):	
Fund Summary	13
Expenditure Summary by Department	14
<u>General Government Summary</u>	15
001 Board of Commissioners	16
002 Tax Board of Appeals	18
003 Planning & Development	20
005 Geographic Information System (GIS)	22
010 Central Administration	24
013 Finance	26
020 Assessor	28
031 Clerk – Elections	31
032 Clerk – Other	33
050 Tax Collection	35
060 Surveyor	37
070 Treasurer	39
164 Mail Room	41
201 VRD Licensing & Enforcement	43
911 Property Management	45
912 Facilities Maintenance	47
913 Computer Services (IT)	49
950 Personnel	51
991 Other General Government	53
<u>Public Safety Summary</u>	56
011 DA - Drug Court	57
124 Community Justice - Work Crew	59
125 Community Justice - HB 3194	61
126 Community Justice - Community Corrections	63
127 Community Justice - Electronic Home Detention ...	65
130 District Attorney (DA)	67
134 DA - Medical Examiner	69
135 DA - Child Support Enforcement	71
142 DA – Rural Domestic Violence Passthrough Grant .	73
150 DA - Victim’s Assistance Program	75
155 DA – VOCA Grant	77
159 DA – Criminal Forfeiture	79
204 Sheriff’s Office Administration (SO)	81
206 SO – Support Services.....	83
209 SO – Patrol Grants	85
210 SO – Patrol & Investigations	87
211 SO – Marine Patrol	89
214 SO – Waldport Contract	91
285 SO – Forest Contract	93
290 SO – Emergency Services	95

**LINCOLN COUNTY
FY 2016-17 ANNUAL BUDGET**

TABLE OF CONTENTS

	Page Number
610 SO – County Jail	97
611 SO – Jail/Juvenile Detention Health	99
640 Community Justice – Juvenile Detention & Shelter .	101
992 Other Public Safety	103
<u>Community Services Summary</u>	105
080 Veteran’s Services	106
910 Parks	108
993 Other Community Services	111
Closed Departments (Published for History Only)...	113-116
 HEALTH & HUMAN SERVICES FUNDS:	117
<u>PUBLIC HEALTH FUND (208)</u>	118
375 Solid Waste Disposal	119
401 Public Health Accreditation	121
405 Communicable Disease	123
407 Public Health - Prevention.....	125
408 Mental Health First Aid	127
409 Opiod Prevention Grant	129
410 HHS Administration	131
411 Maternal/Child Home Visiting	134
412 Nurse-Family Partnership	136
413 WIC Program	138
414 Tobacco Education/Prevention	140
417 Healthy Families Oregon	142
430 Addictions Prevention	144
434 Emergency Preparedness	146
440 Environmental Health	148
441 Vital Statistics	150
457 Immunization Action Plan	152
461 Maternal/Child Population Health	154
490 Safe Drinking Water	156
Closed Departments (Published for History Only) ..	158-159
<u>MENTAL HEALTH SERVICES FUND (209)</u>	160
420 Child, Adolescent & Family Services.....	161
421 AMHI/ACT Services	164
422 Intellectual & Devel. Disabled Case Management .	166
423 Adult Mental Health Services	168
427 Co-Occurring Disorders/Dual Diagnosis Services ..	171
428 Mental Health Residential Payments	173
432 Problem Gambling Treatment	175
<u>COMMUNITY HEALTH CENTER FUND (FQHC) (216)</u>	178
701 Primary Care Health Centers	179
702 School-Based Health Centers	182
704 Reproductive Health Grant	184
706 Veterans’ Administration Medical Services	186
 OTHER COUNTY FUNDS:	
<u>ECONOMIC DEVELOPMENT FUND (102-102)</u>	188
<u>VEHICLE REPLACEMENT FUND (103-103)</u>	190
<u>ROAD FUND (201)</u>	192
301 Engineering	194
302 Fleet Services	197
303 General Road	199

**LINCOLN COUNTY
FY 2016-17 ANNUAL BUDGET**

TABLE OF CONTENTS

	Page Number
<u>COUNTY FAIR (COUNTY COMMONS) FUND (203)</u>	202
<u>LAW LIBRARY FUND (205)</u>	204
<u>COUNTY CLERK RECORDS FUND (207)</u>	206
<u>TITLE III/SAFETY NET FUND (213)</u>	208
<u>SELF INSURANCE FUND (215)</u>	210
<u>CORNER PRESERVATION FUND (217)</u>	212
<u>CAPITAL PROJECTS FUND (219)</u>	214
<u>RADIO COMMUNICATIONS SYSTEMS FUND (291).....</u>	218
<u>DUII FUND (601)</u>	220
<u>AGATE BEACH DISPOSAL CLOSURE FUND (603)</u>	222
<u>FAIR (COUNTY COMMONS) FACILITIES FUND (607)</u>	224
<u>CLOSED FUNDS (Published for History Only)</u>	226-228
 SPECIAL DISTRICTS:	
<u>LINCOLN COUNTY TRANSPORTATION DISTRICT (204) ...</u>	229
<u>LINCOLN COUNTY SOLID WASTE DISTRICT (210)</u>	234
<u>LINCOLN COUNTY ANIMAL SERVICES DISTRICT (212)</u>	239
<u>LINCOLN COUNTY EXTENSION SERVICE DISTRICT (859).</u>	246
<u>SILETZ AREA ENHANCED LAW ENFORCEMENT SERVICE DISTRICT</u>	248
 APPENDIX	
Budgeted Position History	251
County Employees Pay Plans	257
Proposed Capital Purchases List	307
Planned Public Improvement Summary:	
General	308
Roads	309
2016-17 Budget Appropriations Resolutions:	
Lincoln County	310
Lincoln County Transportation Service District	314
Lincoln County Solid Waste Disposal District	315
Lincoln County Animal Services District	316
Lincoln County Extension Service District	317
Siletz Area Enhanced Law Enforcement Service District	319

LINCOLN COUNTY, OREGON
ANNUAL BUDGET
FISCAL YEAR 2016-17



2016-17 LINCOLN COUNTY BUDGET

Message from the Board of Commissioners...

The Board of Commissioners, with the assistance of the County Management Team, presents a balanced budget for fiscal year 2016-2017. Although prudent management continues to guide our spending decisions, we are pleased to continue making strategic investments in people and resources that will help us to better fulfill our county mission statement:

"..to provide essential public services, both legally required and locally desired, in an efficient, effective, and respectful manner."

Although Lincoln County's economy continues to show encouraging signs of recovery, many of our revenue sources remain static. We as a county need to continue to operate as leanly and efficiently as possible, balancing economic unknowns, limited resources and the need to deliver quality services to the residents of our county.

The great recession, the decline and elimination of federal timber payments to counties and other factors led to significant cuts across our organization during the years of 2007-2010. Property taxes, state and federal revenues, transient room taxes, fees for services and interest all dropped off, in many cases dramatically. We made difficult and sometimes unpopular choices, but we heard a clear mandate from the public that we needed to live within our reduced means, just as businesses, families and individuals have done during these challenging times.

This year, we are adding a support position in the District Attorney's office, which has seen a significant growth in caseload, and increasing half-time positions in two other departments to full-time. We are investing nearly a half a million dollars in the general fund to facility maintenance, repair and remodeling projects, protecting the public's significant investment in these buildings. These are one time expenditures that will offset future escalating maintenance obligations and costs. Our auditors suggest we should have three to four months of general fund operating dollars in reserve to help cushion future downturns. We dipped as low as a one-month reserve in the worst of the recession. This budget works at increasing those general fund reserves.

Amidst all the recent economic challenges, there are many encouraging signs for Lincoln County, and we remain convinced that our long-term future is bright. The expansion of NOAA's presence, a major growth of the student presence at the OSU Hatfield Marine Science Center, the near-completion of the Highway 20 project, the new Toledo boat lift and two new hospitals being funded are just some of the most prominent signs of positive community activity and growth. We want to close this message with further acknowledgement and thanks for our staff. They are truly the heart of the organization. We salute the intelligence, energy and integrity they bring to serving the people of Lincoln County.

Respectfully submitted,

Lincoln County Board of Commissioners

Terry N. Thompson

Doug Hunt

Bill Hall, Chair





LINCOLN COUNTY BUDGET MESSAGE FY2016-17

This budget document portrays the expected financial performance of Lincoln County for fiscal year 2016-17. In conformance with Oregon Revised Statutes, the budget appropriates the operations of the General Fund on a program basis. The three appropriation programs are general government operations, public safety and community services. Each main program has various departments within it that are shown by the categories of personnel services, materials and services, capital outlay, and special payments. The remaining funds of the County are appropriated by the categories personnel services, materials and services, and capital outlay. Additionally, all funds include separate appropriations for debt service, transfers and contingency, where applicable. Special reserve balances and unappropriated ending balances are included where needed. All funds are presented as balanced between revenue and expenditures as required by Oregon Revised Statutes, Chapter 294.

This document is organized on a fund basis. The first section of the book contains introductory material plus County-wide information. The General Fund is presented in its own section, grouped by its appropriation categories with the individual departments for each category grouped together. The general fund is followed by the Health and Human Services (HHS) funds. There are three funds in this section representing public health treatment and educational activities, mental health service activities, and the primary care health centers operations. Each fund's program departments are arranged in their County general ledger numerical order. The HHS funds section is followed by the remaining funds which comprise the additional activities of the County, including road and bridge maintenance, County fair operations and fairgrounds maintenance and improvement (currently in process of a name change to County Commons), and various other functions that the County is responsible for. These funds are presented in fund numerical order and arranged by their program and activity departments. The next section of this document contains the budget documents of the several special districts within the County that are component units of the County's financial system. The final section is reference material containing the County's various pay plans and a complete position listing for all paid County positions.

County funds are budgeted and accounted for on the modified accrual basis of accounting. Revenues are recorded at the time they become measurable and available to finance expenditures of the current period, and expenditures are recorded at the time liabilities are incurred, except for inter-fund transactions which are recorded on the accrual basis. No major changes in financial policies are anticipated in this fiscal year

Property tax revenue is the single biggest source of revenue for the County. The County's permanent tax rate remains at \$2.8202 per \$1,000 of assessed valuation. Other major revenues include intergovernmental revenue – grants and payments received from federal, state, and other local governments; a 9% transient room tax (currently a ballot measure to raise the tax to 10% is on the May 17th election ballot); permits and fees charged for specific activities in the County; and charges for services – amounts charged for direct service provided by the County.

The 2016-17 budget totals \$94,797,735, an increase from the current year of \$10,317,998. This increase comes mainly from significant increases in the Health and Human Services activities budgeted, and increased capital expenditure activity. The combined County-wide Contingency and Reserve categories are increasing by 2.1 million from the current year to \$23,552,566.

In the General Fund, Personnel Services are increasing by \$890,675, a 4% increase over the current budget. Materials and Services are increasing by 4.6% or \$366,599, and capital outlay is increasing \$394,693 or 3% from the 2015-16 fiscal year. The combined Contingency and Reserve categories for the General Fund for FY 2016-17 are estimated at \$5,826,318, a \$1,522,583 or 35% increase from the current year.

Janice Riessbeck
Budget Officer

LINCOLN COUNTY, OREGON FY 2016-17 ANNUAL BUDGET

COUNTY HISTORY

Lincoln County is a municipal corporation of the State of Oregon. It is located along the Central Oregon Coast approximately 114 miles southwest of the City of Portland, Oregon. The County was organized under the general laws of the State of Oregon in 1893.

Encompassing approximately 1,000 square miles of area, the County's boundaries include the cities of Lincoln City, Depoe Bay, Newport, Toledo, Siletz, Waldport and Yachats, as well as other smaller coastal and rural communities. The estimated population of the County is approximately 45,000. The County Seat is Newport with a population of approximately 10,000.

Major elements of the economic base of the County are tourism/recreation, fishing, seafood processing, forest products manufacturing, logging, agriculture, and ocean research.

A three member Board of Commissioners, whose full-time salaried members are elected on a countywide basis to staggered four-year terms of office, governs the County. The Board of Commissioners has the responsibility to oversee all activities related to the operations of the County. There is also a Board appointed budget committee of lay members, which works in conjunction with the Board of Commissioners in establishing the budget in public hearings and reviewing financial performance during the fiscal year. The Board annually elects a Chair at the beginning of the calendar year. The present Board of Commissioners and their terms of office are as follows:

<u>Member</u>	<u>Term Began</u>	<u>Term Expires</u>
Doug Hunt	6/01/12	1/01/2019
Terry Thompson	1/06/03	1/01/2019
Bill Hall	1/03/05	1/05/2017

Other officials, elected for the administration of their specific departments include: District Attorney, Michelle Branam; County Clerk, Dana Jenkins; Sheriff, Dennis Dotson; Treasurer, Linda Pilson; and Assessor, Rob Thomas.

ASSESSMENT AND EQUALIZATION

The property tax is the method used by Oregon cities, counties, schools and special districts to raise revenue to support the operations of local government. The State of Oregon has not levied property taxes since 1941 and obtains its revenue principally from income taxation. Property tax administration, governed by the Oregon Constitution, the State's taxation laws, and regulations of the Department of Revenue, involve the processes of assessment, equalization, levy, and collection of taxes.

The process of identifying and assigning a value to taxable property is termed "assessment" and the process of maintaining uniformity of values between property owners and various classes of property is termed "equalization". Assessment of property is administered by the County Assessor except for public utility property and some industrial properties, which are assessed by the state Department of Revenue.

Property subject to taxation includes all privately owned real property such as: land, buildings, and improvements; and business personal property, including machinery, office furniture, and equipment. There is no property tax on household furnishings, personal belongings, automobiles, crops, livestock, orchards, business inventories or intangible property such as stocks, bonds, or bank accounts. Property used for religious, fraternal, and government purposes is exempt and reductions in assessments are granted for veterans' homesteads and certain farmlands and historic buildings. The assessment roll, a listing of all taxable property, is valued as of January 1st for the tax year beginning July 1st each year.

TAX LEVIES, RATES AND BUDGETS

Authority to levy property taxes is vested with the governing body of each local government unit. The Board of Commissioners determines the levy for County government annually before July 15 as part of the budget process. Annual budgets are based on the fiscal year, which begins July 1 and ends June 30 of the following year. Due to Ballot Measure 50 approved in May 1997, property tax bases were eliminated and instead converted to permanent rate levies. Lincoln County's permanent rate is \$2.802 per \$1,000 assessed value.

The County is required to annually levy an amount sufficient to pay principal and interest costs on unlimited tax general obligation debt. Bond measures to be paid from future tax levies must first be approved by a majority of those voting. Proceeds from a debt levy cannot be diverted to another purpose. The County presently has no outstanding bonded debt.

BUDGET PREPARATION

The County's budget is prepared in accordance with provisions of the Oregon Local Budget law that provides standard procedures for the preparation, presentation and administration of the operating budget for all local governments. The law mandates public involvement in budget preparation and public exposure of its proposed programs. The law also requires that the budget be balanced in its presentation to the Budget Committee.

Prior to adoption, the proposed budget must be approved by the budget committee, which consists of the Board of Commissioners, and an equal number of laypersons. In advertised public meetings, the budget committee reviews the budget and the budget message, which explains the budget and significant changes in the County's financial position. Since 1991, the budget committee has held informational meetings in a number of cities throughout the County to obtain input from taxpayers. The advertised hearings for the FY 2016-17 budget were held in four cities; Toledo, Newport, Lincoln City, and Waldport.

Following budget approval by the budget committee, another public hearing is held. A budget summary and notice of hearing are published prior to the hearing, subject to strict legal requirements as to the time and method of publication.

COLLECTIONS

Oregon Revised Statutes Chapter 311 requires that all tax levy revenues collected by the county for all taxing units within the county be placed in an unsegregated pool, and that each taxing unit shares in the pool in the same proportion as its levy bears to the total of all taxes levied by all taxing units within the county.

The County Assessor extends authorized levies and computes tax rates. The County Tax Collector bills and collects all taxes. The County Treasurer makes periodic remittances of collections to tax levying units. Taxes are levied and become a lien on July 1 (the lien date for personal property is January 1) and tax payments are due November 15 of the same calendar year.

Under the partial payment schedule, taxes are payable in three equal installments on the 15th of November, February and May of the same fiscal year without penalties or interest.

The percentage collected was as low as 86% in 1984 and 1985. The percentage collected has increased as a result of an interest rate increase from 12% to 16% in FY 89-90 on unpaid or delinquent taxes. The interest rate is determined by the State Legislature. For 2016-17, the budget assumes a 95% collection factor.

LINCOLN COUNTY, OREGON ANNUAL BUDGET FY 2016-17

HOW THE BUDGET IS DEVELOPED

Roles and Responsibilities in the Budget Development

Board of Commissioners: As Chief Executive Officers of the County, the Board works with other elected officials and appointed Department Managers to oversee the development and on-going monitoring of the Budget. The Board acts on the recommendations of the Budget Committee, and adopts the annual budget during a public hearing prior to the beginning of the new fiscal year (July 1). After the budget is adopted, the Board acts on requests for budget transfers and supplemental budget adjustments as necessary during the year.

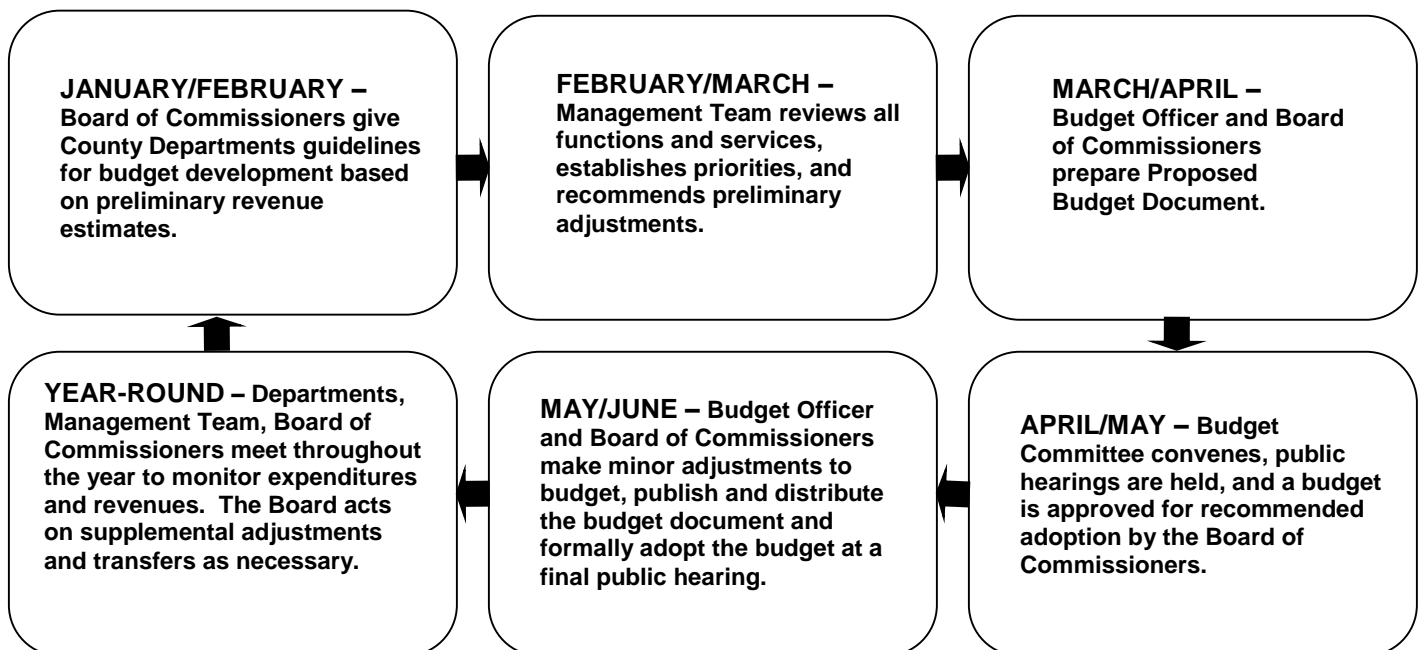
Management Team: Made up of the elected officials and appointed Department Directors, the Management Team annually reviews all functions and services provided by County government. It develops a priority listing of these services to be considered during the budget process. The Management Team advises the Board of Commissioners in making mid-year adjustments and modifications in the budget.

Budget Committee: The Budget Committee is comprised of the three County Commissioners, plus three appointed lay citizens. The committee receives the proposed budget from the Budget Officer; reviews detailed budget information during several public hearings scheduled around the county, deliberates on decision options that may be required to balance the budget, and prepares an approved budget for consideration by the Board of Commissioners.

Budget Officer: Under the direct supervision of the Board of Commissioners, the Budget Officer (Finance Director) plans, organizes, and schedules steps in the preparation through the adoption of the annual budget.

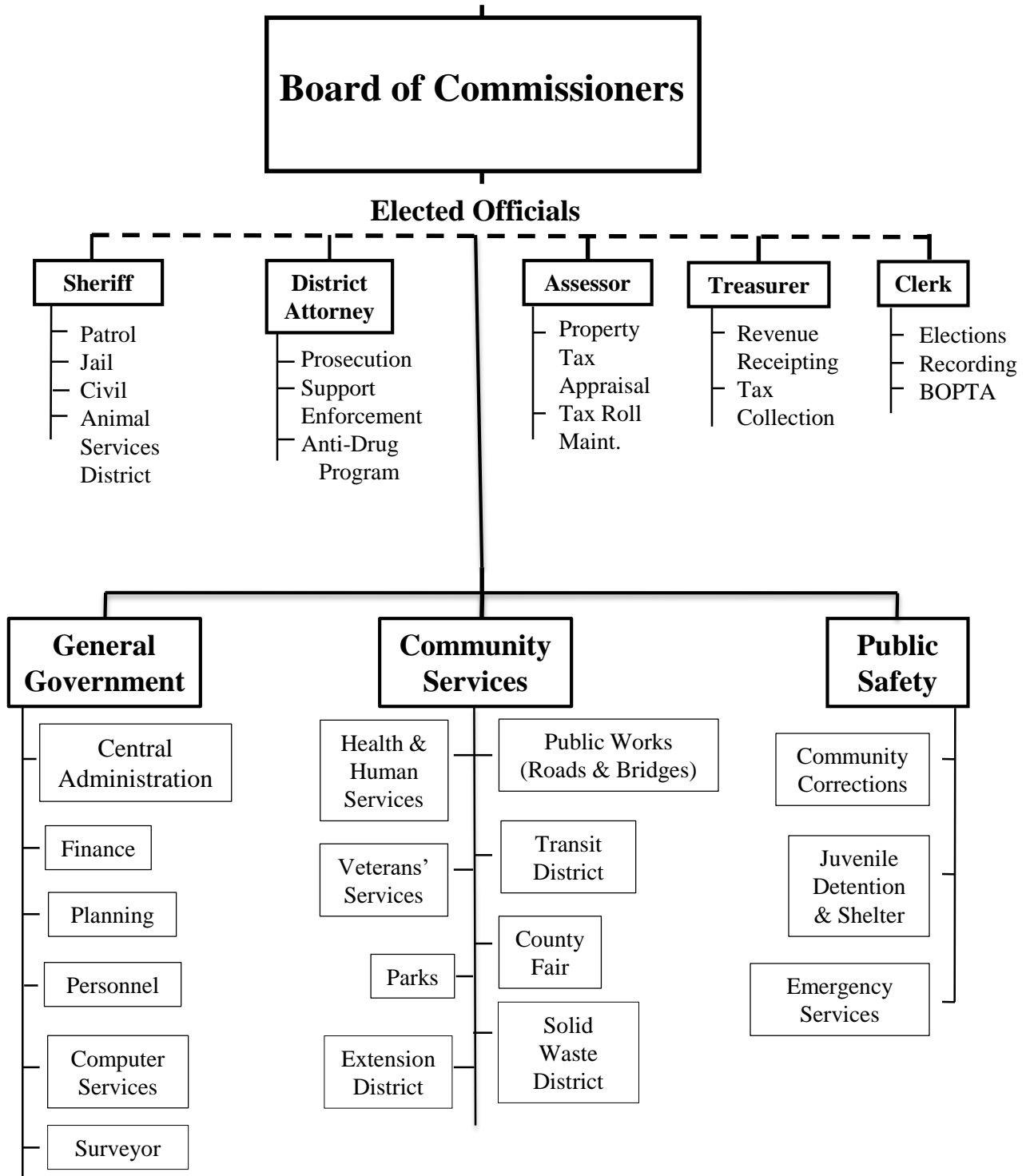
All Departments: Receive budgetary guidelines from the Board of Commissioners at the onset of the budget preparation process. Department Managers are responsible for preparing and conveying to the Budget Officer all information necessary to prepare the budget from request through adoption. Departments manage their individual budgets with oversight from the Finance & Accounting Director and the Board of Commissioners.

BUDGET DEVELOPMENT FLOW CHART



Lincoln County Organization Chart

Citizens



**LINCOLN COUNTY, OREGON
ANNUAL BUDGET
FY 2016-17**

REVENUE ESTIMATES BY FUND

FUND #	NAME	TAXES	LICENSES & PERMITS	INTERGOVERNMENTAL	CHARGES FOR SERVICES	FINES	MISCELLANEOUS	INTERFUND TRANSFERS	BEGINNING BALANCE	TOTAL
101	GENERAL	21,376,050	1,260,990	7,261,805	1,426,800	55,000	208,230		7,828,311	39,417,186
102	ECONOMIC DEVELOPMENT			220,000			1,100		221,770	442,870
103	VEHICLE REPLACEMENT				238,589		32,000		419,626	690,215
201	ROAD			6,106,427	942,000		1,543,996		10,348,612	18,941,035
203	COUNTY FAIR (COMMONS)		25,000	54,000			55,900		28,138	163,038
205	LAW LIBRARY			36,000			500		83,285	119,785
207	CLERK RECORDS		42,000				900		114,203	157,103
208	HHS - PUBLIC HEALTH			1,569,807	3,467,963		67,146	357,500	444,497	5,906,913
209	HHS - MENTAL HEALTH			3,830,261	4,779,558		32,200		3,184,968	11,826,987
213	SAFETY NET						10,500		1,410,746	1,421,246
215	SELF INSURANCE				850,000		25,000		3,774,004	4,649,004
216	COMM HEALTH CENTER			2,523,268	1,840,720		10,300		1,144,697	5,518,985
217	CORNER PRESERVATION		97,000				1,500		214,928	313,428
219	CAPITAL PROJECTS								2,605,025	2,605,025
291	RADIO COMM SYSTEMS				115,733			116,482		232,215
601	DUII		1,500				75		15,877	17,452
602	AGATE BEACH		5,200				3,500		691,782	700,482
607	FAIR (COMMONS) FACILITIES	270,000					7,500		1,530,009	1,807,509
	TOTAL REVENUE	21,646,050	1,431,690	21,601,568	13,661,363	55,000	2,000,347	473,982	34,060,478	94,930,478

**LINCOLN COUNTY, OREGON
ANNUAL BUDGET
FY 2016-17**

APPROPRIATED EXPENDITURES BY FUND

FUND #	NAME	PERSONNEL SERVICES	MATERIALS & SERVICES	CAPITAL OUTLAY	DEBT SERVICE	INTERFUND TRANSFERS	CONTINGENCY	RESERVES	TOTAL
101	GENERAL	22,857,297	8,234,807	1,712,100	409,634	403,130	2,150,000	3,650,218	39,417,186
102	ECONOMIC DEVELOPMENT		261,650				181,220		442,870
103	VEHICLE REPLACEMENT		3,000	337,000			350,215		690,215
201	ROAD	3,025,197	2,209,420	3,376,000	7,642	20,852	1,000,000	9,301,924	18,941,035
203	COUNTY FAIR (COMMONS)		151,561				11,477		163,038
205	LAW LIBRARY		42,580				77,205		119,785
207	CLERK RECORDS	54,733	102,370						157,103
208	HHS - PUBLIC HEALTH	4,393,983	1,512,930						5,906,913
209	HHS - MENTAL HEALTH	6,881,512	3,782,344	245,000		50,000		868,131	11,826,987
213	SAFETY NET		1,008,368	412,878					1,421,246
215	SELF INSURANCE	60,975	636,000	225,000			3,727,029		4,649,004
216	COMM HEALTH CENTER	3,477,092	2,041,893						5,518,985
217	CORNER PRESERVATION	33,483	132,200	35,000			112,745		313,428
219	CAPITAL PROJECTS		117,500	616,250			1,871,275		2,605,025
291	RADIO COMM SYSTEMS		137,640				94,575		232,215
601	DUII		15,000				2,452		17,452
603	AGATE BEACH		685,482	15,000					700,482
607	FAIR (COMMONS) FACILITIES		152,500	1,655,009					1,807,509
	TOTAL EXPENDITURES	40,784,272	21,227,245	8,629,237	417,276	473,982	9,578,193	13,820,273	94,930,478

**LINCOLN COUNTY
ANNUAL BUDGET 2016-17
BUDGET SUMMARY BY FUND**

FUND #	NAME	TOTAL REQUIREMENTS	RESOURCES OTHER THAN PROPERTY TAX	ESTIMATED PROPERTY TAX	ALLOWANCE FOR UNCOLLECTIBLE*	ESTIMATED REQUIRED TAX LEVY AMOUNT
101	GENERAL FUND	\$ 39,417,186	\$ 20,517,186	\$ 18,900,000	\$ 994,737	\$ 19,894,737
102	ECONOMIC DEVELOPMENT FUND	442,870	442,870			
103	VEHICLE REPLACEMENT FUND	690,215	690,215			
201	ROAD FUND	18,941,035	18,941,035			
203	COUNTY FAIR (COUNTY COMMONS) FUND	163,038	163,038			
205	LAW LIBRARY FUND	119,785	119,785			
207	CLERKS RECORDS FUND	157,103	157,103			
208	HEALTH & HUMAN SERVICES FUND	5,906,913	5,906,913			
209	MENTAL HEALTH FUND	11,826,987	11,826,987			
213	TITLE III/SAFETY NET FUND	1,421,246	1,421,246			
215	SELF INSURANCE FUND	4,649,004	4,649,004			
216	COMMUNITY HEALTH CENTER FUND	5,518,985	5,518,985			
217	CORNER PRESERVATION FUND	313,428	313,428			
219	CAPITAL PROJECTS FUND	2,605,025	2,605,025			
291	RADIO COMMUNICATIONS SYSTEMS FUND	232,215	232,215			
601	DUII FUND	17,452	17,452			
603	AGATE BEACH DISPOSAL SITE CLOSURE FUND	700,482	700,482			
607	FAIR FACILITIES (COUNTY COMMONS FACILITIES) FUND	1,807,509	1,807,509			
TOTAL		\$ 94,930,478	\$ 76,030,478	\$ 18,900,000	\$ 994,737	\$ 19,894,737
PERMANENT TAX RATE/\$1,000 ASSESSED VALUE		\$ 2.8202				

* uncollectible rate is estimated at 5%

**LINCOLN COUNTY
FY 2016-17 ANNUAL BUDGET
GENERAL FUND**

	2013-2014 Actual	2014-2015 Actual	2015-2016 Budget	2016-2017 Proposed Budget	2016-2017 Approved Budget	2016-2017 Adopted Budget
FUND SUMMARY						
REVENUE						
31XXX TAXES	19,430,831	20,682,621	20,646,088	21,376,050	21,376,050	21,376,050
32XXX PERMITS AND FEES	1,004,169	1,072,020	966,500	1,260,990	1,260,990	1,260,990
33XXX INTERGOVERNMENTAL	6,946,431	7,259,167	7,117,098	7,261,805	7,261,805	7,261,805
34XXX CHARGES FOR SERVICES	1,085,688	1,089,489	1,427,482	1,426,800	1,426,800	1,426,800
35XXX FINES & FORFEITURES	60,854	50,200	55,000	55,000	55,000	55,000
36XXX MISCELLANEOUS	261,831	213,461	210,600	208,230	208,230	208,230
39100 LOAN PROCEEDS	356,264	-	-	-	-	-
39XXX TRANSFERS FROM OTHER FUNDS	192	15,000	25,005	-	-	-
40XXX BEGINNING BALANCE	6,196,732	6,286,635	6,603,619	7,828,311	7,828,311	7,828,311
TOTAL REVENUE	35,342,992	36,668,593	37,051,392	39,417,186	39,417,186	39,417,186
EXPENDITURES						
PERSONNEL SERVICES	20,309,196	20,789,181	22,180,814	22,857,297	22,857,297	22,857,297
MATERIALS & SERVICES	7,176,917	7,258,600	7,956,987	8,208,707	8,208,707	8,234,807
CAPITAL OUTLAY	940,867	1,149,064	1,834,407	1,712,100	1,712,100	1,712,100
DEBT SERVICE	90,649	414,002	410,414	409,634	409,634	409,634
TRANSFERS TO OTHER FUNDS	551,712	316,035	365,035	403,130	403,130	403,130
CONTINGENCY	-	-	1,400,000	2,150,000	2,150,000	2,150,000
ACCRUED ABSENCE RESERVE	-	-	1,315,000	1,292,000	1,292,000	1,292,000
OTHER RESERVES	-	-	1,588,735	2,384,318	2,384,318	2,358,218
TOTAL EXPENDITURES	29,069,341	29,926,882	37,051,392	39,417,186	39,417,186	39,417,186
ENDING BALANCE	6,273,651	6,741,711	-	-	-	-
TOTAL # FTE: 227.66						
GENERAL FUND APPROPRIATIONS:						
GENERAL GOVERNMENT	9,197,811	9,499,117	10,821,438	11,301,364	11,301,364	11,322,464
PUBLIC SAFETY	17,300,806	17,757,256	18,999,657	19,066,743	19,066,743	19,087,708
COMMUNITY SERVICES	1,928,362	1,940,472	2,151,113	2,394,032	2,394,032	2,394,032
DEBT SERVICE	90,649	414,002	410,414	409,634	409,634	409,634
CONTINGENCY	-	-	1,400,000	2,150,000	2,150,000	2,150,000
TRANSFER TO PUBLIC HEALTH FUND	346,712	307,500	307,500	307,500	307,500	307,500
TRANSFER TO VEHICLE REPLACEMENT FUND	200,000	8,535	-	-	-	-
TRANSFER TO CAPITAL PROJECTS FUND	5,000	-	57,535	-	-	-
TRANSFER TO RADIO COMMUNICATIONS FUND	-	-	-	95,630	95,630	95,630
TOTAL GENERAL FUND APPROPRIATIONS	29,069,341	29,926,882	34,147,657	35,724,903	35,724,903	35,766,968
UNAPPROPRIATED ENDING BALANCE	6,273,651	6,741,711	2,903,735	3,692,283	3,692,283	3,650,218

LINCOLN COUNTY
FY 2016-17 ANNUAL BUDGET
GENERAL FUND

ACCOUNT #	# FTE		2013-2014 Actual	2014-2015 Actual	2015-2016 Budget	2016-2017 Proposed Budget	2016-2017 Approved Budget	2016-2017 Adopted Budget
EXPENDITURE SUMMARY BY DEPARTMENT								
GENERAL GOVERNMENT								
001	3.00	BOARD OF COMMISSIONERS	345,065	366,243	389,798	401,812	401,812	401,812
002		BOARD OF PROPERTY TAX APPEALS	3,563	4,656	5,591	5,561	5,561	5,561
003	11.00	PLANNING	996,728	1,013,668	1,145,692	1,205,504	1,205,504	1,205,504
005	1.00	GOVERNMENT INFORMATION SYS	129,584	98,627	112,191	117,178	117,178	117,178
010	6.00	CENTRAL ADMINISTRATION	541,616	560,295	793,425	783,314	783,314	796,414
013	5.00	FINANCE	509,221	509,879	524,662	591,376	591,376	591,376
020	20.00	TAX ASSESSOR	1,680,395	1,674,794	1,850,578	1,914,872	1,914,872	1,914,872
031	1.00	ELECTIONS	192,346	230,612	262,354	268,873	268,873	268,873
032	4.00	CLERK	369,531	379,017	413,315	425,659	425,659	425,659
050	3.00	TAX COLLECTION	356,400	422,402	377,934	381,294	381,294	381,294
060	3.75	SURVEYOR	353,158	364,320	425,472	468,669	468,669	468,669
070	2.00	TREASURER	241,499	246,862	215,788	220,849	220,849	220,849
164	0.88	MAIL ROOM	110,919	112,050	115,777	126,579	126,579	126,579
201		VRD LICENSING & ENFORCEMENT	-	-	-	52,500	52,500	52,500
911		PROPERTY MANAGEMENT	94,012	100,770	61,036	134,850	134,850	134,850
912	4.50	FACILITIES MAINTENANCE	1,280,766	1,514,003	1,437,591	1,726,909	1,726,909	1,726,909
913	5.88	INFORMATION TECHNOLOGY	945,457	959,017	1,028,378	1,077,518	1,077,518	1,077,518
950	5.00	PERSONNEL	329,036	418,504	447,336	518,167	518,167	518,167
991		GENERAL GOVERNMENT - OTHER	960,716	892,078	1,570,444	1,289,514	1,289,514	1,297,514
76.01		TOTAL GENERAL GOVERNMENT	9,440,015	9,867,799	11,177,362	11,710,998	11,710,998	11,732,098
PUBLIC SAFETY								
011	0.50	DRUG COURT	147,086	137,079	175,636	128,292	128,292	128,292
124	2.60	WORK CREW	280,421	291,386	300,952	314,251	314,251	314,251
125	1.75	HB 3194 - PAROLE & PROBATION	41,440	95,874	233,488	268,658	268,658	268,658
126	11.20	PAROLE & PROBATION	1,462,543	1,665,150	1,889,691	1,851,778	1,851,778	1,851,778
127	0.40	ELECTRONIC HOME DETENTION	43,470	47,469	61,615	63,290	63,290	63,290
130	21.00	DISTRICT ATTORNEY	1,547,559	1,765,235	1,910,473	2,020,005	2,020,005	2,020,005
134		MEDICAL EXAMINER	41,656	44,740	46,000	45,500	45,500	45,500
135	3.00	CHILD SUPPORT ENFORCEMENT	245,805	287,974	297,950	304,790	304,790	304,790
142	1.00	"MY SISTER'S PLACE" GRANT	-	-	-	69,068	69,068	69,068
150	0.60	VICTIMS' ASSISTANCE	86,113	35,767	38,530	32,929	32,929	32,929
155	1.00	VOCA GRANT	77,618	76,292	133,397	113,578	113,578	113,578
159		FORFEITURE	-	-	2,618	2,618	2,618	2,618
204	4.00	SHERIFF'S OFFICE	553,040	582,196	576,328	589,266	589,266	589,266
206	5.50	SUPPORT SERVICES	457,101	518,205	505,243	513,469	513,469	513,469
209		PATROL GRANTS	17,827	15,874	19,000	18,000	18,000	18,000
210	21.00	PATROL & INVESTIGATIONS	2,794,935	2,774,573	2,929,352	2,856,074	2,856,074	2,856,074
211	2.00	MARINE PATROL	352,927	294,877	297,007	310,617	310,617	310,617
214	2.50	WALDPORT CONTRACT	292,229	341,374	347,353	334,368	334,368	334,368
285	1.00	FOREST PATROL	110,266	116,240	118,438	119,093	119,093	119,093
290	2.00	EMERGENCY SERVICES	214,849	247,602	245,197	257,130	257,130	257,130
610	41.00	JAIL	5,172,094	5,163,923	5,154,890	5,224,881	5,224,881	5,224,881
611	5.00	JAIL & JUVENILE MEDICAL	614,055	429,809	706,336	747,263	747,263	747,263
640	19.30	JUVENILE DETENTION & SHELTER	1,923,212	1,807,769	1,935,522	1,986,326	1,986,326	1,986,326
992		PUBLIC SAFETY - OTHER	562,926	795,807	961,511	1,007,094	1,007,094	1,012,094
291		PUBLIC SAFETY COMM. (CLOSED)	87,567	184,870	122,700	-	-	-
132		OVW GRANT (CLOSED)	174,066	37,169	-	-	-	-
146.35		TOTAL PUBLIC SAFETY	17,300,806	17,757,256	19,009,227	19,178,338	19,178,338	19,183,338
COMMUNITY SERVICES								
080	1.80	VETERANS' SERVICES	152,956	159,127	166,017	178,107	178,107	178,107
910	3.50	PARKS	605,434	680,510	756,320	944,501	944,501	944,501
993		COMMUNITY SERVICES - OTHER	1,320,985	1,189,963	1,536,276	1,578,924	1,578,924	1,578,924
642		EARLY CHILDHOOD LEARNING (CLOSED)	67,597	77,090	-	-	-	-
643		COASTAL FAMILIES TOGETHER (CLOSED)	128,101	141,281	-	-	-	-
5.30		TOTAL COMMUNITY SERVICES	2,275,074	2,247,972	2,458,613	2,701,532	2,701,532	2,701,532
991		ENDING BALANCE	6,273,651	6,741,711	4,303,735	5,826,318	5,826,318	5,800,218
227.66		TOTAL GENERAL FUND	35,289,547	36,614,738	36,948,937	39,417,186	39,417,186	39,417,186

**LINCOLN COUNTY
FY 2016-17 ANNUAL BUDGET
GENERAL FUND**

	2013-2014	2014-2015	2015-2016	2016-2017	2016-2017	2016-2017
	Actual	Actual	Budget	Proposed Budget	Approved Budget	Adopted Budget
GENERAL GOVERNMENT PROGRAMS SUMMARY						
REVENUE						
31XXX TAXES	19,056,535	20,290,841	20,284,088	20,986,050	20,986,050	20,986,050
32XXX PERMITS AND FEES	838,347	895,161	831,300	1,132,840	1,132,840	1,132,840
33XXX INTERGOVERNMENTAL	1,866,958	2,406,192	1,749,178	1,873,088	1,873,088	1,873,088
34XXX CHARGES FOR SERVICES	389,230	454,559	410,572	49,050	49,050	49,050
36XXX MISCELLANEOUS	164,405	109,726	173,200	174,480	174,480	174,480
39101 LOAN PROCEEDS	356,264	-	-	-	-	-
39XXX TRANSFERS FROM OTHER FUNDS	-	15,000	25,005	-	-	-
40XXX BEGINNING BALANCE	5,768,198	5,479,678	5,868,718	7,520,845	7,520,845	7,520,845
TOTAL REVENUE	28,439,937	29,651,158	29,342,061	31,736,353	31,736,353	31,736,353
EXPENDITURES						
PERSONNEL SERVICES	6,267,022	6,691,343	7,228,997	7,558,469	7,558,469	7,558,469
MATERIALS & SERVICES	2,330,231	2,295,198	2,525,941	2,813,895	2,813,895	2,834,995
CAPITAL OUTLAY	600,558	512,577	1,066,500	929,000	929,000	929,000
TOTAL GENERAL GOVT EXPENDITURES	9,197,811	9,499,117	10,821,438	11,301,364	11,301,364	11,322,464
OTHER APPROPRIATIONS						
DEBT SERVICE	90,649	414,002	410,414	409,634	409,634	409,634
TRANS TO VEHICLE REPL FUND	200,000	8,535	-	-	-	-
TRANS TO CAPITAL PROJ FUND	5,000	-	-	-	-	-
CONTINGENCY	-	-	1,400,000	2,150,000	2,150,000	2,150,000
COMPENSATED ABSENCES	-	-	1,315,000	1,292,000	1,292,000	1,292,000
OTHER RESERVES	-	-	1,588,735	2,384,318	2,384,318	2,358,218

TOTAL # FTE: 76.01

LINCOLN COUNTY, OREGON

GENERAL FUND (101)

DEPARTMENT: BOARD OF COMMISSIONERS (001)

A GENERAL GOVERNMENT PROGRAM

OBJECTIVE: To provide the legislative and executive functions for the county, including law making, appointments, and quasi-judicial proceedings and hearings. To provide general administration for the county, including policies and procedures, cooperation with other public agencies and organizations, and long-range planning.

WORK PLAN SUMMARY: Enact all necessary ordinances and adopt all necessary contracts and legal agreements, orders, resolutions, and proclamations to conduct county business. Adopt a budget that provides funding for county programs. Make appointments to boards and committees and provide for quasi-judicial proceedings as required by local, state and federal law. Provide policy direction to insure legal and efficient administration of county affairs. Work with other public and private agencies and organizations to solve common challenges.

REVENUE AND EXPENDITURE SUMMARY

	<u>Actual 2013-14</u>	<u>Actual 2014-15</u>	<u>Budget 2015-16</u>	<u>Proposed 2016-17</u>	<u>Approved 2016-17</u>	<u>Adopted 2016-17</u>
Personnel						
Services	331,989	342,169	371,298	377,512	377,512	377,512
Materials & Services	13,076	24,074	18,500	24,300	24,300	24,300
Total Expenditures	345,065	366,243	389,798	401,812	401,812	401,812
 Full-Time Positions	 3.00	 3.00	 3.00	 3.00	 3.00	 3.00

EFFECTIVENESS INDICATORS: Provide information to citizens and staff. Conduct a budget process that involves citizens' input within the time frame of the budget calendar. Conduct monthly reviews of county finances with the Finance Director.

INTERRELATIONSHIPS: Receive input from various boards and committees appointed by the Commissioners, other local governments including the cities of Newport, Lincoln City, Toledo, Siletz, Waldport, Yachats and Depoe Bay, agencies such as the Association of Oregon Counties, staff, and individual citizens.

CURRENT OBJECTIVES: Provide overall management to the functions of the county, recognizing the potential for extensive revenue loss from various tax limitation measures and forest revenues. Provide continuance for legislated and mandated county functions, balanced with the need to provide necessary funding for other services important to the residents of the county.

**LINCOLN COUNTY
FY 2016-17 ANNUAL BUDGET
Fund: 101 -GENERAL FUND**

ACCOUNT #	# FTE		2013-2014 Actual	2014-2015 Actual	2015-2016 Budget	2016-2017 Proposed Budget	2016-2017 Approved Budget	2016-2017 Adopted Budget
Department: 001 - BOARD OF COMMISSIONERS								
<u>PERSONNEL SERVICES</u>								
101-001-90101	3.00	COUNTY COMMISSIONER	234,408	241,553	247,932	252,252	252,252	252,252
101-001-90801		FICA	17,734	19,044	18,967	19,297	19,297	19,297
101-001-90802		401(K) RETIREMENT	25,885	27,788	27,273	27,748	27,748	27,748
101-001-90804		HEALTH INSURANCE	27,320	28,611	42,632	47,183	47,183	47,183
101-001-90805		DENTAL INSURANCE	6,479	5,637	6,421	6,556	6,556	6,556
101-001-90806		LIFE INSURANCE	159	166	216	216	216	216
101-001-90807		LTD INSURANCE	459	517	2,535	2,579	2,579	2,579
101-001-90808		WORKER'S COMPENSATION	5,471	5,960	5,743	1,261	1,261	1,261
101-001-90809		UNEMPLOYMENT	-	-	2,479	3,320	3,320	3,320
101-001-90810		PEHP	8,074	8,409	8,100	8,100	8,100	8,100
101-001-90812		HEALTH SAVINGS ACCOUNT	6,000	4,485	9,000	9,000	9,000	9,000
	3.00	TOTAL PERSONNEL SERVICES	331,989	342,169	371,298	377,512	377,512	377,512
<u>MATERIALS & SERVICES</u>								
101-001-91101		TRAVEL EXPENSE	7,452	13,292	11,000	14,000	14,000	14,000
101-001-91201		MEALS & LODGING	3,384	7,025	4,000	6,500	6,500	6,500
101-001-92802		PROFESSIONAL CONFERENCE	2,240	3,757	3,500	3,800	3,800	3,800
		TOTAL MATERIALS & SERVICES	13,076	24,074	18,500	24,300	24,300	24,300
		TOTAL DEPARTMENT EXPENSE	345,065	366,243	389,798	401,812	401,812	401,812

LINCOLN COUNTY, OREGON

GENERAL FUND (101)

DEPARTMENT: BOARD OF PROPERTY TAX APPEALS (002)

A GENERAL GOVERNMENT PROGRAM

OBJECTIVE: The administration of the Board of Property Tax Appeals is prescribed by State statutes (primarily ORS Chapter 309). Assure compliance with the statutory mandates governing administration of the Board of Property Tax Appeals.

WORK PLAN SUMMARY: To review property tax appeal petitions within the time period required by statute. Decisions made on same day as hearing and final order sent out by the next day. Projected number of petitions to be reviewed is 150.

REVENUE AND EXPENDITURE SUMMARY

	Actual <u>2013-14</u>	Actual <u>2014-15</u>	Budget <u>2015-16</u>	Proposed <u>2016-17</u>	Approved <u>2016-17</u>	Adopted <u>2016-17</u>
Personnel Services	963	2,103	2,241	2,211	2,211	2,211
Materials & Services	2,601	2,553	3,350	3,350	3,350	3,350
Total Expenditures	3,564	4,656	5,591	5,561	5,561	5,561

EFFECTIVENESS INDICATORS: When all statutory deadlines and requirements have been met; all petitions heard in a timely and effective manner.

INTERRELATIONSHIPS: The Board of Property Tax Appeals operation is closely coordinated with the Clerk's Office, the Assessor's Office, and the State Department of Revenue.

**LINCOLN COUNTY
FY 2016-17 ANNUAL BUDGET
Fund: 101 -GENERAL FUND**

ACCOUNT #	2013-2014 Actual	2014-2015 Actual	2015-2016 Budget	2016-2017 Proposed Budget	2016-2017 Approved Budget	2016-2017 Adopted Budget
Department: 002 - BOARD OF PROPERTY TAX APPEALS						
<u>PERSONNEL SERVICES</u>						
101-002-90420 ON CALL EMPLOYEE	867	1,894	2,000	2,000	2,000	2,000
101-002-90801 FICA	66	145	153	153	153	153
101-002-90808 WORKER'S COMPENSATION	21	45	68	48	48	48
101-002-90809 UNEMPLOYMENT	9	19	20	10	10	10
TOTAL PERSONNEL SERVICES	963	2,103	2,241	2,211	2,211	2,211
<u>MATERIALS & SERVICES</u>						
101-002-91101 TRAVEL EXPENSE	404	530	800	800	800	800
101-002-91201 MEALS & LODGING	72	90	250	250	250	250
101-002-91204 VOLUNTEER EXPENSES	1,950	1,550	2,000	2,000	2,000	2,000
101-002-91401 TELEPHONE	0	5	100	100	100	100
101-002-91501 POSTAGE	116	126	100	100	100	100
101-002-91601 PRINTING & PUBLICATIONS	-	-	100	-	-	-
101-002-94101 OFFICE SUPPLIES	58	252	-	100	100	100
TOTAL MATERIALS & SERVICES	2,601	2,553	3,350	3,350	3,350	3,350
TOTAL DEPARTMENT EXPENSE	3,563	4,656	5,591	5,561	5,561	5,561

LINCOLN COUNTY, OREGON
GENERAL FUND (101)

DEPARTMENT: PLANNING & DEVELOPMENT (003)

A GENERAL GOVERNMENT PROGRAM

OBJECTIVE: Administration of land use planning, building inspection, on-site sewage disposal and related land development regulatory programs in conformance with state mandates and local requirements. Serve as a “one stop” permit center for land development activities.

WORK PLAN SUMMARY: Planning Division: Administer, maintain and update comprehensive plan, zoning code and maps. Administer coastal zone management and federal flood insurance floodplain management programs. Review land use and related permit applications for consistency with applicable plans and codes, including coastal zone and flood hazard area regulations. Provide staff support for the Lincoln County Planning Commission and for land use proceedings before the Board of Commissioners. Provide contract-planning services to the city of Siletz. Provide enforcement of land use regulations.

Building Division: Administer building, plumbing, and electrical permit and inspection program in accordance with state mandated building and construction codes. Provide plan review, field inspection and enforcement of building codes. Provide contract services to the cities of Depoe Bay, Siletz, Waldport, Toledo and Yachats.

On-Site Waste Division: Administer on-site sewage disposal regulations in accordance with contractual agreement with the Oregon Department of Environmental Quality. Provide site evaluations, construction permit review, existing system review, and enforcement of regulations and codes.

REVENUE AND EXPENDITURE SUMMARY

	<u>Actual</u> <u>2013-14</u>	<u>Actual</u> <u>2014-15</u>	<u>Budget</u> <u>2015-16</u>	<u>Proposed</u> <u>2016-17</u>	<u>Approved</u> <u>2016-17</u>	<u>Adopted</u> <u>2016-17</u>
Total Revenues	617,969	640,309	573,300	805,370	805,370	805,370
Personnel Services	848,820	902,662	1,034,192	1,077,328	1,077,328	1,077,328
Materials & Services	147,908	111,006	111,500	128,176	128,176	128,176
Total Expenditures	996,728	1,013,668	1,145,692	1,205,504	1,205,504	1,205,504
 Full-Time Positions	 11.00	 11.00	 11.00	 11.00	 11.00	 11.00

EFFECTIVENESS INDICATORS: 1) Timeliness of service; 2) Quality and accuracy of completed work products (e.g. zoning staff reports, soils reports, plan reviews, etc.); 3) Consistency of decisions; 4) Compliance audit ratings from state and federal oversight agencies; 5) Numbers of legal and procedural errors.

INTERRELATIONSHIPS: The department interacts and coordinates its activities with an extensive array of local, state and federal entities. Primary county departments include the Road Department, Geographic Information Systems (GIS), Health & Human Services, Addressing and Mapping, Surveyor’s Office, Assessor’s Office, County Counsel and the Board of Commissioners.

LINCOLN COUNTY
FY 2016-17 ANNUAL BUDGET
Fund: 101 -GENERAL FUND

ACCOUNT #	# FTE		2013-2014 Actual	2014-2015 Actual	2015-2016 Budget	2016-2017 Proposed Budget	2016-2017 Approved Budget	2016-2017 Adopted Budget
Department: 003 - PLANNING & DEVELOPMENT								
<u>REVENUE</u>								
101-003-32755		FEES	71,815	51,523	63,000	79,308	79,308	79,308
101-003-32760		BUILDING PERMITS	190,876	204,529	175,000	281,178	281,178	281,178
101-003-32762		PLUMBING PERMITS	57,016	62,891	55,000	67,940	67,940	67,940
101-003-32763		ELECTRICAL PERMITS	98,441	118,808	100,000	120,170	120,170	120,170
101-003-32765		SEPTIC PERMITS	127,030	155,824	145,000	208,144	208,144	208,144
101-003-33640		COASTAL ZONE MANAGEMENT	27,000	27,000	27,000	-	-	-
101-003-33642		LITCHFIELD FEDERAL GRANT	32,016	4,030	-	-	-	-
101-003-33715		CITY OF NEWPORT	-	-	-	35,000	35,000	35,000
101-003-36650		REFUNDS & REIMBURSEMENTS	-	2,192	100	1,435	1,435	1,435
101-003-36661		SCHOOL DIST. ADMIN FEES	13,584	12,230	8,000	11,830	11,830	11,830
101-003-36990		MISCELLANEOUS	192	1,282	200	365	365	365
TOTAL REVENUE			617,969	640,309	573,300	805,370	805,370	805,370
<u>PERSONNEL SERVICES</u>								
101-003-90201	1.00	DIRECTOR	86,616	88,788	91,893	99,261	99,261	99,261
101-003-90211	1.00	BUILDING OFFICIAL	90,270	92,580	94,194	95,846	95,846	95,846
101-003-90221	1.00	OFFICE MANAGER	54,756	48,272	57,564	62,140	62,140	62,140
101-003-90327	2.00	PLANNER	42,838	91,464	140,653	106,991	106,991	106,991
101-003-90337	3.00	INSPECTOR/SANITARIAN	189,642	196,194	200,997	206,470	206,470	206,470
101-003-90339	3.00	PERMIT SPECIALIST	89,460	74,977	81,151	121,388	121,388	121,388
101-003-90420		ON CALL EMPLOYEE	23,322	18,286	21,000	36,000	36,000	36,000
101-003-90504		COMP TIME PAY OFF	-	84	-	-	-	-
101-003-90603		TELEPHONE STIPEND	840	840	840	840	840	840
101-003-90801		FICA	41,819	46,372	52,654	55,764	55,764	55,764
101-003-90802		401(K) RETIREMENT	60,744	68,057	73,402	76,223	76,223	76,223
101-003-90804		HEALTH INSURANCE	100,212	101,680	130,020	135,817	135,817	135,817
101-003-90805		DENTAL INSURANCE	13,511	15,171	17,972	17,551	17,551	17,551
101-003-90806		LIFE INSURANCE	475	542	792	792	792	792
101-003-90807		LTD INSURANCE	1,367	1,690	6,822	7,085	7,085	7,085
101-003-90808		WORKER'S COMPENSATION	19,915	22,432	24,295	18,455	18,455	18,455
101-003-90809		UNEMPLOYMENT	5,973	6,381	6,883	3,645	3,645	3,645
101-003-90810		PEHP	1,560	1,603	1,560	1,560	1,560	1,560
101-003-90812		HEALTH SAVINGS ACCOUNT	25,500	27,250	31,500	31,500	31,500	31,500
11.00		TOTAL PERSONNEL SERVICES	848,820	902,662	1,034,192	1,077,328	1,077,328	1,077,328
<u>MATERIALS & SERVICES</u>								
101-003-91101		TRAVEL EXPENSE	1,589	2,592	2,300	1,189	1,189	1,189
101-003-91102		FLEET SERVICES	33,139	32,501	33,000	33,857	33,857	33,857
101-003-91201		MEALS & LODGING	2,157	1,864	2,000	2,405	2,405	2,405
101-003-91401		TELEPHONE	3,370	4,245	4,500	5,778	5,778	5,778
101-003-91501		POSTAGE	1,782	1,587	3,500	1,049	1,049	1,049
101-003-91601		PRINTING & PUBLICATIONS	2,478	1,897	5,000	1,919	1,919	1,919
101-003-92802		PROFESSIONAL CONFERENCES	940	610	1,700	1,210	1,210	1,210
101-003-92901		MEMBERSHIP FEES & DUES	1,861	1,774	2,000	1,533	1,533	1,533
101-003-93301		MAINTENANCE AGREEMENTS	20,897	22,367	21,000	39,852	39,852	39,852
101-003-93901		CONTRACTUAL SERVICES	44,188	29,529	30,000	30,000	30,000	30,000
101-003-94101		OFFICE SUPPLIES	1,729	4,083	2,000	2,000	2,000	2,000
101-003-94102		FURNITURE & EQUIP < \$10,000	-	2,451	-	-	-	-
101-003-95201		EDUCATION & LIBRARY	1,004	1,858	1,500	1,687	1,687	1,687
101-003-95202		CONTINUING EDUCATION	1,528	1,355	2,200	3,200	3,200	3,200
101-003-95901		OTHER SUPPLIES	1,343	1,593	800	2,497	2,497	2,497
101-003-95921		LITCHFIELD FEDERAL GRANT	29,903	700	-	-	-	-
TOTAL MATERIALS & SERVICES			147,908	111,006	111,500	128,176	128,176	128,176
TOTAL DEPARTMENT EXPENSE			996,728	1,013,668	1,145,692	1,205,504	1,205,504	1,205,504

LINCOLN COUNTY, OREGON
GENERAL FUND (101)

DEPARTMENT: GEOGRAPHIC INFORMATION SYSTEM (005)

A GENERAL GOVERNMENT PROGRAM

OBJECTIVE: Improve the quality and availability of land information for County staff, policy makers and the public utilizing the Geographic Information System (GIS) database.

WORK PLAN SUMMARY: Create a land information system where users have appropriate access using simple tools to query, view, create, and maintain land information. Work will involve the installation and refinement of computer GIS database with information on land use activities, property tax assessment information and other related information on infrastructure underneath, as well as on top of, the ground. This includes, but is not limited to, utilities, structures, and other improvements.

REVENUE AND EXPENDITURE SUMMARY

	<u>Actual</u> <u>2013-14</u>	<u>Actual</u> <u>2014-15</u>	<u>Budget</u> <u>2015-16</u>	<u>Proposed</u> <u>2016-17</u>	<u>Approved</u> <u>2016-17</u>	<u>Adopted</u> <u>2016-17</u>
Total Revenues	94,189	82,574	65,000	68,000	68,000	68,000
Personnel Services	82,901	85,787	91,921	96,208	96,208	96,208
Materials & Services	46,684	12,840	20,270	20,970	20,970	20,970
Total Expenditures	129,585	98,627	112,191	117,178	117,178	117,178
Full-Time Positions	1.00	1.00	1.00	1.00	1.00	1.00

EFFECTIVENESS INDICATORS: Decrease time and cost required to maintain and retrieve land information.

INTERRELATIONSHIPS: All County departments, city governments, utilities, the Confederated Tribes of Siletz Indians, the neighboring County governments, state and federal agencies.

BUDGET NOTE: This program was made a part of the Surveyor's Office in a 2015 reorganization.

**LINCOLN COUNTY
FY 2016-17 ANNUAL BUDGET
Fund: 101 -GENERAL FUND**

ACCOUNT #	# FTE		2013-2014 Actual	2014-2015 Actual	2015-2016 Budget	2016-2017 Proposed Budget	2016-2017 Approved Budget	2016-2017 Adopted Budget
Department: 005 - GIS SERVICES								
<u>REVENUE</u>								
101-005-32222		911 MAPPING/STATE	29,323	-	-	-	-	-
101-005-33114		ORMAP STATE REIMBURSEMENT	1,000	10,900	-	-	-	-
101-005-34156		GIS FEES	63,867	71,674	65,000	68,000	68,000	68,000
TOTAL REVENUE			94,189	82,574	65,000	68,000	68,000	68,000
<u>PERSONNEL SERVICES</u>								
101-005-90224	1.00	SYSTEM ADMINISTRATOR	60,678	62,232	65,214	69,032	69,032	69,032
101-005-90420		ON CALL EMPLOYEE	-	-	2,000	2,000	2,000	2,000
101-005-90801		FICA	4,449	4,794	5,142	5,434	5,434	5,434
101-005-90802		401(K) RETIREMENT	6,666	7,125	7,174	7,593	7,593	7,593
101-005-90804		HEALTH INSURANCE	4,472	4,695	4,842	5,359	5,359	5,359
101-005-90805		DENTAL INSURANCE	611	679	652	666	666	666
101-005-90806		LIFE INSURANCE	53	56	72	72	72	72
101-005-90807		LTD INSURANCE	153	173	667	706	706	706
101-005-90808		WORKER'S COMPENSATION	3,508	3,699	3,806	3,311	3,311	3,311
101-005-90809		UNEMPLOYMENT	631	648	672	355	355	355
101-005-90810		PEHP	180	188	180	180	180	180
101-005-90812		HEALTH SAVINGS ACCOUNT	1,500	1,500	1,500	1,500	1,500	1,500
	1.00	TOTAL PERSONNEL SERVICES	82,901	85,787	91,921	96,208	96,208	96,208
<u>MATERIALS & SERVICES</u>								
101-005-91101		TRAVEL EXPENSE	250	583	750	750	750	750
101-005-91201		MEALS & LODGING	993	791	1,400	1,400	1,400	1,400
101-005-91401		TELEPHONE	258	77	1,200	1,200	1,200	1,200
101-005-91501		POSTAGE	37	20	20	20	20	20
101-005-91601		PRINTING & PUBLICATIONS	-	267	150	150	150	150
101-005-92801		PROFESSIONAL SERVICES	31,363	1,320	8,000	8,000	8,000	8,000
101-005-92802		PROFESSIONAL CONFERENCE	800	1,925	1,500	1,500	1,500	1,500
101-005-92901		MEMBERSHIP FEES & DUES	115	175	800	800	800	800
101-005-93301		MAINTENANCE AGREEMENTS	3,700	3,700	5,000	5,000	5,000	5,000
101-005-94101		OFFICE SUPPLIES	3,633	69	700	700	700	700
101-005-94102		FURNITURE & EQUIP < \$10,000	5,000	553	-	700	700	700
101-005-94105		OFFICE SOFTWARE	326	3,149	500	500	500	500
101-005-94210		COPIER SERVICES	210	210	250	250	250	250
TOTAL MATERIALS & SERVICES			46,684	12,840	20,270	20,970	20,970	20,970
TOTAL DEPARTMENT EXPENSE			129,584	98,627	112,191	117,178	117,178	117,178

LINCOLN COUNTY, OREGON

GENERAL FUND (101)

DEPARTMENT: CENTRAL ADMINISTRATION (010)

A GENERAL GOVERNMENT PROGRAM

OBJECTIVE: Representation of the Board of Commissioners, other elected officials, department heads, and the County in all civil legal matters and proceedings; representation of associated agencies and governing bodies. Board support.

WORK PLAN SUMMARY: Day-to-day legal representation of the County, its officers and employees, in courts, administrative, and legislative proceedings. The long-range work plan focuses on outreach and education, program and service assistance, continued insurance, self-insurance, and risk management efficiencies, code and policy development, interagency coordination and service provision, and increased work from demands. The automation of operations continues to be expanded where appropriate.

REVENUE AND EXPENDITURE SUMMARY

	<u>Actual</u> <u>2013-14</u>	<u>Actual</u> <u>2014-15</u>	<u>Budget</u> <u>2015-16</u>	<u>Proposed</u> <u>2016-17</u>	<u>Approved</u> <u>2016-17</u>	<u>Adopted</u> <u>2016-17</u>
Total Revenues	86,729	114,550	124,500	101,710	101,710	101,710
Personnel Services	506,821	527,529	715,450	715,539	715,539	715,539
Materials & Services	34,794	32,767	77,975	67,775	67,775	80,875
Total Expenditures	541,615	560,296	793,425	783,314	783,314	796,414
Full-Time Positions	5.00	5.00	5.00	6.00	6.00	6.00

EFFECTIVENESS INDICATORS: Timely completion of department requests and long-term projects. Reduced claims, and appeals of administrative decisions. Increased outreach and education.

INTERRELATIONSHIPS: Public bodies in general, and counties, cities and special districts in particular, are subject to a large number of legal and legislative mandates and regulations. Legal Counsel therefore works closely with all county departments, but especially with the Board of Commissioners, Elected Officials' offices, Human & Health Services, Finance and Accounting, Sheriff's Office, the Personnel Department and Public Works. Interagency groups and entities, including special service districts (Extension, Solid Waste, Transit, and Animal Services), LINT (Lincoln County Interagency Narcotics Team) and the Solid Waste Consortium all are provided representation by Legal Counsel.

LINCOLN COUNTY
FY 2016-17 ANNUAL BUDGET
Fund: 101 -GENERAL FUND

ACCOUNT #	# FTE		2013-2014	2014-2015	2015-2016	2016-2017	2016-2017	2016-2017
			Actual	Actual	Budget	Proposed Budget	Approved Budget	Adopted Budget
Department: 010 - CENTRAL ADMINSTRATION								
REVENUE								
101-010-33310		CONF.TRIBE OF SILETZ AGREEMENT	85,663	96,205	97,000	99,210	99,210	99,210
101-010-36990		MISCELLANEOUS	1,066	3,346	2,500	2,500	2,500	2,500
101-010-39607		TRANSFER FROM FAIR FACILITIES	-	15,000	25,000	-	-	-
TOTAL REVENUE			86,729	114,550	124,500	101,710	101,710	101,710
PERSONNEL SERVICES								
101-010-90202	1.00	LEGAL COUNSEL	106,926	109,620	117,736	123,431	123,431	123,431
101-010-90205	2.00	ASSISTANT LEGAL COUNSEL	88,614	90,876	187,688	192,406	192,406	192,406
101-010-90242	1.00	PARALEGAL	162,576	57,912	62,433	65,434	65,434	65,434
101-010-90243	1.00	PUBLIC INFORMATION OFFICER	-	61,464	62,543	63,640	63,640	63,640
101-010-90250	1.00	ADMINISTRATIVE ASSISTANT	-	46,272	44,276	49,230	49,230	49,230
101-010-90402		CONTRACT EMPLOYEE	-	4,325	22,500	-	-	-
101-010-90603		TELEPHONE STIPEND	805	840	840	840	840	840
101-010-90801		FICA	26,150	28,124	38,098	37,866	37,866	37,866
101-010-90802		401(K) RETIREMENT	39,429	42,022	52,307	54,448	54,448	54,448
101-010-90804		HEALTH INSURANCE	48,255	50,670	75,895	83,998	83,998	83,998
101-010-90805		DENTAL INSURANCE	7,793	8,038	11,355	11,593	11,593	11,593
101-010-90806		LIFE INSURANCE	266	277	432	432	432	432
101-010-90807		LTD INSURANCE	766	864	4,862	5,061	5,061	5,061
101-010-90808		WORKER'S COMPENSATION	7,574	8,370	10,875	5,830	5,830	5,830
101-010-90809		UNEMPLOYMENT	3,723	3,855	5,010	2,730	2,730	2,730
101-010-90810		PEHP	1,943	2,026	2,100	2,100	2,100	2,100
101-010-90812		HEALTH SAVINGS ACCOUNT	12,000	11,975	16,500	16,500	16,500	16,500
6.00		TOTAL PERSONNEL SERVICES	506,821	527,529	715,450	715,539	715,539	715,539
MATERIALS & SERVICES								
101-010-91101		TRAVEL EXPENSE	1,493	2,687	1,800	3,200	3,200	3,200
101-010-91201		MEALS & LODGING	2,846	3,640	3,400	4,000	4,000	4,000
101-010-91401		TELEPHONE	2,831	3,224	3,875	3,875	3,875	3,875
101-010-91501		POSTAGE	898	586	1,000	1,200	1,200	1,200
101-010-91601		PRINTING & PUBLICATIONS	2,061	1,389	2,500	2,500	2,500	2,500
101-010-92802		PROFESSIONAL CONFERENCE	855	1,294	1,400	1,900	1,900	1,900
101-010-92901		MEMBERSHIP FEES & DUES	2,254	2,439	2,500	3,500	3,500	3,500
101-010-93301		MAINTENANCE AGREEMENTS	4,625	4,894	5,000	2,400	2,400	5,500
101-010-93901		CONTRACTUAL SERVICES	9,883	8,720	45,000	35,000	35,000	45,000
101-010-94101		OFFICE SUPPLIES	1,182	954	2,000	2,000	2,000	2,000
101-010-94102		FURNITURE & EQUIP < \$10,000	2,205	-	3,500	3,500	3,500	3,500
101-010-94103		OPERATING SUPPLIES	654	790	2,000	1,200	1,200	1,200
101-010-95201		EDUCATION & LIBRARY	3,007	2,151	4,000	3,500	3,500	3,500
TOTAL MATERIALS & SERVICES			34,794	32,767	77,975	67,775	67,775	80,875
TOTAL DEPARTMENT EXPENSE			541,616	560,295	793,425	783,314	783,314	796,414

LINCOLN COUNTY, OREGON
GENERAL FUND (101)

DEPARTMENT: FINANCE (013)

A GENERAL GOVERNMENT PROGRAM

OBJECTIVE: Provide accurate, timely and useful financial information for all levels of county management, citizens, investors, and other units of local and state government. Provide financial and accounting assistance to departments. Provide staff support to assist the Board of Commissioners in meeting the requirements of Oregon Budget Law. Analyze and report on management and fiscal issues, and monitor the spending of appropriations.

WORK PLAN SUMMARY: Monitor and maintain the County’s general ledger in accordance with generally accepted accounting principles; prepare for the County’s annual audit and produce the Comprehensive Annual Financial Report. Disburse funds to vendors for payment of goods and services received; process and issue payroll checks; and prepare, schedule, and coordinate adoption of the budget. Provide financial information to the Board of Commissioners and others.

REVENUE AND EXPENDITURE SUMMARY

	Actual <u>2013-14</u>	Actual <u>2014-15</u>	Budget <u>2015-16</u>	Proposed <u>2016-17</u>	Approved <u>2016-17</u>	Adopted <u>2016-17</u>
Total Revenues	1,169,943	1,758,956	1,165,000	1,323,000	1,323,000	1,323,000
Personnel Services	443,105	462,033	476,297	540,136	540,136	540,136
Materials & Services	66,116	47,846	48,365	51,240	51,240	51,240
Total Expenditures	509,221	509,879	524,662	591,376	591,376	591,376
Full-Time Positions	4.50	4.50	4.50	5.00	5.00	5.00

EFFECTIVENESS INDICATORS: Plan budget process that allows adequate time for decision making while meeting all statutory deadlines and requirements; timely recognition of fiscal issues; provision of responsible financial assistance and advice to the Board of Commissioners and County departments; accurate and timely disbursements made for accounts payable and payroll; accurate and timely reports filed with governmental agencies and credit rating organizations.

INTERRELATIONSHIPS: This department interacts with all other departments of the county providing services. It interacts with other governmental agencies on a local, regional, and national basis, providing general and financial data about Lincoln County.

BUDGET NOTE: This budget includes a new full time Accounting Specialist position and elimination of the 0.5 FTE Confidential Assistant.

LINCOLN COUNTY
FY 2016-17 ANNUAL BUDGET
Fund: 101 -GENERAL FUND

ACCOUNT #	# FTE		2013-2014 Actual	2014-2015 Actual	2015-2016 Budget	2016-2017 Proposed Budget	2016-2017 Approved Budget	2016-2017 Adopted Budget
Department: 013 - FINANCE & ACCOUNTING								
REVENUE								
101-013-33110		ALCOHOLIC BEVERAGE & LICENSE	225,674	233,494	200,000	220,000	220,000	220,000
101-013-33115		AMUSEMENT DEVICE TAX	10,523	10,664	10,000	10,000	10,000	10,000
101-013-33116		CIGARETTE TAX	43,347	43,220	40,000	43,000	43,000	43,000
101-013-33320		INDIRECT COST ALLOCATION	520,738	618,937	565,000	600,000	600,000	600,000
101-013-33510		STATE FORESTRY SALES DISTR	196,433	710,253	300,000	400,000	400,000	400,000
101-013-33610		O & C LAND GRANT	108,368	105,954	-	-	-	-
101-013-36650		REFUNDS & REIMBURSEMENTS	107	45	-	-	-	-
101-013-36990		MISCELLANEOUS	64,752	36,390	50,000	50,000	50,000	50,000
TOTAL REVENUE			1,169,943	1,758,956	1,165,000	1,323,000	1,323,000	1,323,000
PERSONNEL SERVICES								
101-013-90201	1.00	DIRECTOR	96,504	98,928	102,057	106,983	106,983	106,983
101-013-90210	1.00	ASSISTANT FINANCE DIRECTOR	82,368	84,468	87,488	93,054	93,054	93,054
101-013-90237	1.00	ACCOUNTING ANALYST	57,516	58,980	61,815	64,786	64,786	64,786
101-013-90245	2.00	ACCOUNTING SPECIALIST	56,129	59,008	59,358	105,013	105,013	105,013
101-013-90253		CONFIDENTIAL OFFICE ASSISTANT	17,078	18,167	18,518	-	-	-
101-013-90501		OVERTIME	-	-	-	-	-	-
101-013-90801		FICA	22,034	23,673	25,187	28,292	28,292	28,292
101-013-90802		401(K) RETIREMENT	33,935	36,581	36,216	40,682	40,682	40,682
101-013-90804		HEALTH INSURANCE	45,409	48,490	49,610	65,644	65,644	65,644
101-013-90805		DENTAL INSURANCE	6,014	6,428	6,110	7,904	7,904	7,904
101-013-90806		LIFE INSURANCE	237	252	324	360	360	360
101-013-90807		LTD INSURANCE	683	783	3,366	3,781	3,781	3,781
101-013-90808		WORKER'S COMPENSATION	6,611	7,537	7,626	4,868	4,868	4,868
101-013-90809		UNEMPLOYMENT	3,231	3,326	3,292	1,849	1,849	1,849
101-013-90810		PEHP	1,857	1,912	1,830	1,920	1,920	1,920
101-013-90812		HEALTH SAVINGS ACCOUNT	13,501	13,501	13,500	15,000	15,000	15,000
5.00		TOTAL PERSONNEL SERVICES	443,105	462,033	476,297	540,136	540,136	540,136
MATERIALS & SERVICES								
101-013-91101		TRAVEL EXPENSE	368	473	500	500	500	500
101-013-91201		MEALS & LODGING	559	877	1,000	1,000	1,000	1,000
101-013-91401		TELEPHONE	195	223	250	225	225	225
101-013-91501		POSTAGE	3,108	2,481	3,000	2,700	2,700	2,700
101-013-91601		PRINTING & PUBLICATIONS	2,683	1,837	3,000	3,000	3,000	3,000
101-013-92801		PROFESSIONAL SERVICES	5,964	6,576	6,000	7,500	7,500	7,500
101-013-92802		PROFESSIONAL CONFERENCE	365	280	500	500	500	500
101-013-92901		MEMBERSHIP FEES & DUES	505	515	515	515	515	515
101-013-93301		MAINTENANCE AGREEMENTS	28,346	30,746	30,000	32,000	32,000	32,000
101-013-94101		OFFICE SUPPLIES	1,972	2,639	2,500	2,500	2,500	2,500
101-013-94102		FURNITURE & EQUIP < \$10,000	942	899	-	-	-	-
101-013-94103		OPERATING SUPPLIES	238	280	100	300	300	300
101-013-94211		QUARTERLY TAX BALANCING	20,872	20	1,000	500	500	500
TOTAL MATERIALS & SERVICES			66,116	47,846	48,365	51,240	51,240	51,240
TOTAL DEPARTMENT EXPENSE			509,221	509,879	524,662	591,376	591,376	591,376

LINCOLN COUNTY, OREGON

GENERAL FUND (101)

DEPARTMENT: ASSESSOR (020)

A GENERAL GOVERNMENT PROGRAM

ORGANIZATION: The County Assessor fills a non-partisan position elected by the voters of Lincoln County. The Assessor manages three main sections within the assessment function: cartography, appraisal, and operations. This budget is prepared by the Assessor and approved by the Lincoln County budget committee. The budget and compliance plans for all A & T functions are then certified to the Oregon Department of Revenue by the Board of Commissioners for final grant approval.

SERVICE OBJECTIVES SUMMARY: The Assessor’s Office will provide an assessment roll reflecting assessed values of all taxable real and personal property in Lincoln County, calculate tax rates, extend taxes levied by taxing districts and provide related public service and information, as mandated by Oregon statutes.

The office will maintain an appraisal program; maintain cadastral maps and ownership records for all properties; track, value and title manufactured structures; administer numerous exemption and deferral programs; process all taxing and special assessment district budget documents; and perform related computer data processing functions.

WORK PLAN SUMMARY: Train and educate staff as required by ORS 308.010. Continue to operate a limited appraisal program including a sales ratio trending program and appraise new construction. Provide public service and information regarding appraisals, mapping, and assessment roll. Implement tax limitation programs as required and reorganize functions to operate with minimal staff.

REVENUE AND EXPENDITURE SUMMARY

	Actual <u>2013-14</u>	Actual <u>2014-15</u>	Budget <u>2015-16</u>	Proposed <u>2016-17</u>	Approved <u>2016-17</u>	Adopted <u>2016-17</u>
Total Revenues	602,314	529,235	475,350	475,750	475,750	475,750
Personnel Services	1,557,944	1,554,275	1,698,378	1,763,442	1,763,442	1,763,442
Materials & Services	122,451	120,519	152,200	151,430	151,430	151,430
Capital Outlay	0	0	0	0	0	0
Total Expenditures	1,680,395	1,674,794	1,850,578	1,914,872	1,914,872	1,914,872
Full-Time Positions	20.00	20.00	20.00	20.00	20.00	20.00

EFFECTIVENESS INDICATORS: Complete trending and appraisal of new construction in a timely manner. Timely mailing of tax statements and value notices. Accurate and timely updates of maps and assessment roll information. Perform limited reappraisal activities.

INTERRELATIONSHIPS: County departments and agencies; city and federal agencies relating to property tax assessment; Oregon Department of Revenue; realtors, fee appraisers, title companies, Board of Property Tax Appeals (BOPTA); Tax Courts; and, the public.

LINCOLN COUNTY
FY 2016-17 ANNUAL BUDGET
Fund: 101 -GENERAL FUND

ACCOUNT #	# FTE		2013-2014 Actual	2014-2015 Actual	2015-2016 Budget	2016-2017 Proposed Budget	2016-2017 Approved Budget	2016-2017 Adopted Budget
Department: 020 - ASSESSOR								
<u>REVENUE</u>								
101-020-32110		FILING & SERVICE FEES	2,732	1,560	2,500	2,500	2,500	2,500
101-020-33105		A&T GRANT(DOR)	587,019	515,752	462,500	462,500	462,500	462,500
101-020-34110		MAP & COPY SALES	2,395	1,940	3,000	2,000	2,000	2,000
101-020-34111		MANUFACTURED STRUCTURE TRANSAC	8,975	9,060	6,500	8,000	8,000	8,000
101-020-34112		SALES OF COMPUTER REPORTS	942	907	750	750	750	750
101-020-36650		REFUNDS & REIMBURSEMENTS	251	15	100	-	-	-
TOTAL REVENUE			602,314	529,235	475,350	475,750	475,750	475,750
<u>PERSONNEL SERVICES</u>								
101-020-90102	1.00	ASSESSOR	81,924	85,276	88,128	79,320	79,320	79,320
101-020-90216	1.00	CHIEF APPRAISER	97,476	77,532	81,253	85,158	85,158	85,158
101-020-90236	1.00	ASSESSOR CHIEF OFFICE DEPUTY	83,586	85,716	87,217	88,746	88,746	88,746
101-020-90238	1.00	CHIEF CARTOGRAPHER	77,394	79,368	80,756	82,172	82,172	82,172
101-020-90311	9.00	PROPERTY APPRAISER	397,540	403,098	477,541	516,475	516,475	516,475
101-020-90332	5.00	ASSESSMENT SPECIALIST	152,402	160,720	167,982	176,055	176,055	176,055
101-020-90336	2.00	CARTOGRAPHER	153,954	157,872	160,839	164,826	164,826	164,826
101-020-90801		FICA	75,738	79,271	87,494	91,246	91,246	91,246
101-020-90802		401(K) RETIREMENT	115,030	120,154	125,809	131,203	131,203	131,203
101-020-90804		HEALTH INSURANCE	205,750	180,206	200,590	222,021	222,021	222,021
101-020-90805		DENTAL INSURANCE	24,825	25,737	26,976	27,538	27,538	27,538
101-020-90806		LIFE INSURANCE	968	1,055	1,440	1,440	1,440	1,440
101-020-90807		LTD INSURANCE	2,786	3,284	11,693	12,195	12,195	12,195
101-020-90808		WORKER'S COMPENSATION	30,779	32,074	34,983	24,843	24,843	24,843
101-020-90809		UNEMPLOYMENT	10,044	10,036	11,437	5,964	5,964	5,964
101-020-90810		PEHP	3,248	3,375	3,240	3,240	3,240	3,240
101-020-90812		HEALTH SAVINGS ACCOUNT	44,500	49,500	51,000	51,000	51,000	51,000
20.00		TOTAL PERSONNEL SERVICES	1,557,944	1,554,275	1,698,378	1,763,442	1,763,442	1,763,442
<u>MATERIALS & SERVICES</u>								
101-020-91101		TRAVEL EXPENSE	1,184	486	2,500	2,500	2,500	2,500
101-020-91102		FLEET SERVICES	23,507	23,525	24,000	20,700	20,700	20,700
101-020-91201		MEALS & LODGING	4,915	3,479	8,000	8,000	8,000	8,000
101-020-91401		TELEPHONE	1,331	1,547	4,000	4,000	4,000	4,000
101-020-91501		POSTAGE	5,168	6,074	6,000	6,000	6,000	6,000
101-020-91601		PRINTING & PUBLICATIONS	3,448	3,442	4,000	4,000	4,000	4,000
101-020-92101		EQUIPMENT REPAIR	-	-	2,000	2,000	2,000	2,000
101-020-92801		PROFESSIONAL SERVICES	135	-	100	100	100	100
101-020-92802		PROFESSIONAL CONFERENCE	1,940	165	3,000	3,000	3,000	3,000
101-020-92901		MEMBERSHIP FEES & DUES	460	460	800	800	800	800
101-020-93301		MAINTENANCE AGREEMENTS	59,409	62,503	72,500	75,030	75,030	75,030
101-020-93901		CONTRACTUAL SERVICES	791	663	1,000	1,000	1,000	1,000
101-020-93942		MICROFICHE SERVICES	2,345	1,060	2,500	2,500	2,500	2,500
101-020-94101		OFFICE SUPPLIES	6,194	9,068	8,000	8,000	8,000	8,000
101-020-94102		FURNITURE & EQUIP < \$10,000	9,635	3,745	8,000	8,000	8,000	8,000
101-020-95201		EDUCATION & LIBRARY	1,650	788	2,000	2,000	2,000	2,000
101-020-95202		CONTINUING EDUCATION	340	3,517	3,800	3,800	3,800	3,800
TOTAL MATERIALS & SERVICES			122,451	120,519	152,200	151,430	151,430	151,430
TOTAL DEPARTMENT EXPENSE			1,680,395	1,674,794	1,850,578	1,914,872	1,914,872	1,914,872

LINCOLN COUNTY, OREGON

GENERAL FUND (101)

DEPARTMENT: COUNTY CLERK-ELECTIONS (031)

A GENERAL GOVERNMENT PROGRAM

OBJECTIVE: Conduct all elections held within Lincoln County in accordance with state and federal laws and administrative rules.

WORK PLAN SUMMARY: To provide adequate supplies and staffing to administer four countywide elections per year. To conduct elections by mail in order to increase voter participation and reduce election costs. To use the new State-wide voter registration system (Oregon Centralized Voter Registration) to maximize efficiency state-wide.

REVENUE AND EXPENDITURE SUMMARY

	Actual <u>2013-14</u>	Actual <u>2014-15</u>	Budget <u>2015-16</u>	Proposed <u>2016-17</u>	Approved <u>2016-17</u>	Adopted <u>2016-17</u>
Total Revenues	10,642	69,372	25,800	70,000	70,000	70,000
Personnel Services	102,294	137,713	157,979	161,498	161,498	161,498
Materials & Services	90,052	92,899	104,375	107,375	107,375	107,375
Total Expenditures	192,346	230,612	262,354	268,873	268,873	268,873
Full-Time Positions	1.00	1.00	1.00	1.00	1.00	1.00

EFFECTIVENESS INDICATORS: When all statutory deadlines, requirements, and administrative guidelines for Primary, General, and Special elections have been met.

INTERRELATIONSHIPS: A close working relationship exists between the County Elections Department and the governing boards of various cities and special districts that exist throughout Lincoln County. The County Elections Office also works with the County Governing Body on formations and annexations that are requested of the Board.

BUDGET NOTE: The County Clerk-Elections Department is reimbursed for 100% of the election costs for Special Elections by the cities and districts that are participating. In Primary and General Elections, however, the County pays the election costs for cities and the state. The cities and the state do not have to reimburse the County for these election costs because of statutory exemptions.

**LINCOLN COUNTY
FY 2016-17 ANNUAL BUDGET
Fund: 101 -GENERAL FUND**

ACCOUNT #	# FTE		2013-2014 Actual	2014-2015 Actual	2015-2016 Budget	2016-2017 Proposed Budget	2016-2017 Approved Budget	2016-2017 Adopted Budget
Department: 031 - ELECTIONS								
REVENUE								
101-031-34150		ELECTION REIMBURSEMENTS	9,762	67,597	25,000	68,000	68,000	68,000
101-031-34151		OTHER CHARGES	880	1,776	800	2,000	2,000	2,000
TOTAL REVENUE			10,642	69,372	25,800	70,000	70,000	70,000
PERSONNEL SERVICES								
101-031-90217	1.00	CHIEF DEPUTY CLERK	43,694	59,340	63,790	66,855	66,855	66,855
101-031-90420		ON CALL EMPLOYEE	31,335	43,454	52,000	52,000	52,000	52,000
101-031-90501		OVERTIME	5	298	2,000	2,000	2,000	2,000
101-031-90801		FICA	5,517	7,845	9,011	9,245	9,245	9,245
101-031-90802		401(K) RETIREMENT	4,540	6,794	7,017	7,354	7,354	7,354
101-031-90804		HEALTH INSURANCE	9,809	13,775	14,211	15,728	15,728	15,728
101-031-90805		DENTAL INSURANCE	1,629	2,229	2,140	2,185	2,185	2,185
101-031-90806		LIFE INSURANCE	40	56	72	72	72	72
101-031-90807		LTD INSURANCE	115	173	652	684	684	684
101-031-90808		WORKER'S COMPENSATION	1,731	2,503	2,728	1,591	1,591	1,591
101-031-90809		UNEMPLOYMENT	745	1,059	1,178	604	604	604
101-031-90810		PEHP	135	188	180	180	180	180
101-031-90812		HEALTH SAVINGS ACCOUNT	3,000	-	3,000	3,000	3,000	3,000
1.00		TOTAL PERSONNEL SERVICES	102,294	137,713	157,979	161,498	161,498	161,498
MATERIALS & SERVICES								
101-031-91101		TRAVEL EXPENSE	2,009	1,570	2,500	2,500	2,500	2,500
101-031-91201		MEALS & LODGING	837	880	2,500	2,500	2,500	2,500
101-031-91401		TELEPHONE	77	4	375	375	375	375
101-031-91501		POSTAGE	18,525	19,950	22,000	22,000	22,000	22,000
101-031-91601		PRINTING & PUBLICATIONS	33,489	42,837	38,000	38,000	38,000	38,000
101-031-92801		PROFESSIONAL SERVICES	3,932	5,931	6,000	6,000	6,000	6,000
101-031-93301		MAINTENANCE AGREEMENTS	10,618	10,618	15,000	18,000	18,000	18,000
101-031-94101		OFFICE SUPPLIES	3,667	1,489	3,000	3,000	3,000	3,000
101-031-95901		OTHER SUPPLIES	16,898	9,619	15,000	15,000	15,000	15,000
TOTAL MATERIALS & SERVICES			90,052	92,899	104,375	107,375	107,375	107,375
TOTAL DEPARTMENT EXPENSE			192,346	230,612	262,354	268,873	268,873	268,873

LINCOLN COUNTY, OREGON

GENERAL FUND (101)

DEPARTMENT: COUNTY CLERK-RECORDS AND ADMINISTRATION (032)

A GENERAL GOVERNMENT PROGRAM

OBJECTIVE: To administer the County Clerk's Office consistent with statutory requirements. Primary concerns will be to maintain the integrity of the recordings process and the timely processing of all license requests and to conduct elections according to statutes. Additionally, to perform administrative functions for all departments, entities, and employees within the jurisdiction of the County Clerk.

WORK PLAN SUMMARY: To examine for accuracy, accept when properly completed, index, and record, and return, nearly 1,100 documents presented to the county clerk's office each month. Strive for higher level of efficiency in the use of the computerized recording system. To continue to find more efficient and effective methods for voter registration and elections.

REVENUE AND EXPENDITURE SUMMARY

	Actual <u>2013-14</u>	Actual <u>2014-15</u>	Budget <u>2015-16</u>	Proposed <u>2016-17</u>	Approved <u>2016-17</u>	Adopted <u>2016-17</u>
Total Revenues	264,365	311,647	299,500	331,050	331,050	331,050
Personnel Services	339,873	350,572	375,815	387,659	387,659	387,659
Materials & Services	29,658	28,445	37,500	38,000	38,000	38,000
Total Expenditures	369,531	379,017	413,315	425,659	425,659	425,659
Full-Time Positions	4.00	4.00	4.00	4.00	4.00	4.00

EFFECTIVENESS INDICATORS: All computer-indexed recordings are returned to the appropriate party within three (3) working days from date of presentation to the office. This includes documents that will be scanned and microfilmed in the County Deed Records.

INTERRELATIONSHIPS: A close working relationship exists between the Clerk and the assessor's office, the tax office, the treasurer, and the title companies. The Clerk-Records office also collects fees for several other beneficiaries. This includes the County Surveyor's Corner Preservation Fund, the State A & T fund, and the Housing Alliance.

LINCOLN COUNTY
FY 2016-17 ANNUAL BUDGET
Fund: 101 -GENERAL FUND

ACCOUNT #	# FTE		2013-2014 Actual	2014-2015 Actual	2015-2016 Budget	2016-2017 Proposed Budget	2016-2017 Approved Budget	2016-2017 Adopted Budget
Department: 032 - CLERK - RECORDS & ADMINISTRATION								
<u>REVENUE</u>								
101-032-32210		CLERK'S FEES	235,410	278,553	270,000	300,000	300,000	300,000
101-032-32211		A&T RECORDING FEE	5,580	6,157	6,500	7,000	7,000	7,000
101-032-34155		PASSPORTS	13,276	16,316	14,000	15,000	15,000	15,000
101-032-34160		LIENS	10,080	10,526	9,000	9,000	9,000	9,000
101-032-36990		MISCELLANEOUS	20	95	-	50	50	50
TOTAL REVENUE			264,365	311,647	299,500	331,050	331,050	331,050
<u>PERSONNEL SERVICES</u>								
101-032-90103	1.00	COUNTY CLERK	82,962	85,044	86,532	88,044	88,044	88,044
101-032-90250	1.00	ADMINISTRATIVE ASSISTANT	53,784	55,164	57,808	60,587	60,587	60,587
101-032-90303	2.00	CLERK DEPUTY	87,135	89,910	94,141	98,665	98,665	98,665
101-032-90420		ON CALL EMPLOYEE	13,841	15,132	15,000	15,000	15,000	15,000
101-032-90801		FICA	17,297	19,105	19,391	20,066	20,066	20,066
101-032-90802		401(K) RETIREMENT	24,723	26,484	26,233	27,203	27,203	27,203
101-032-90804		HEALTH INSURANCE	34,415	32,925	45,095	49,916	49,916	49,916
101-032-90805		DENTAL INSURANCE	5,938	6,325	5,603	5,719	5,719	5,719
101-032-90806		LIFE INSURANCE	213	222	288	288	288	288
101-032-90807		LTD INSURANCE	613	691	2,438	2,528	2,528	2,528
101-032-90808		WORKER'S COMPENSATION	5,450	5,890	5,871	3,452	3,452	3,452
101-032-90809		UNEMPLOYMENT	1,622	1,680	2,535	1,311	1,311	1,311
101-032-90810		PEHP	2,880	3,000	2,880	2,880	2,880	2,880
101-032-90812		HEALTH SAVINGS ACCOUNT	9,000	9,000	12,000	12,000	12,000	12,000
4.00		TOTAL PERSONNEL SERVICES	339,873	350,572	375,815	387,659	387,659	387,659
<u>MATERIALS & SERVICES</u>								
101-032-91101		TRAVEL EXPENSE	378	504	1,500	1,500	1,500	1,500
101-032-91201		MEALS & LODGING	1,186	901	2,500	2,500	2,500	2,500
101-032-91401		TELEPHONE	428	506	700	700	700	700
101-032-91501		POSTAGE	4,868	3,421	3,500	3,500	3,500	3,500
101-032-91601		PRINTING & PUBLICATIONS	252	1,033	500	500	500	500
101-032-92801		PROFESSIONAL SERVICES	-	20	2,000	2,000	2,000	2,000
101-032-92802		PROFESSIONAL CONFERENCES	390	470	800	800	800	800
101-032-92901		MEMBERSHIP FEES & DUES	250	365	500	500	500	500
101-032-93301		MAINTENANCE AGREEMENTS	12,628	12,945	15,000	15,000	15,000	15,000
101-032-94101		OFFICE SUPPLIES	3,754	3,042	5,000	5,000	5,000	5,000
101-032-94210		COPIER SERVICES	2,794	2,478	2,500	2,500	2,500	2,500
101-032-95901		OTHER SUPPLIES	2,731	2,759	3,000	3,500	3,500	3,500
TOTAL MATERIALS & SERVICES			29,658	28,445	37,500	38,000	38,000	38,000
TOTAL DEPARTMENT EXPENSE			369,531	379,017	413,315	425,659	425,659	425,659

LINCOLN COUNTY, OREGON
GENERAL FUND (101)
DEPARTMENT: TAX COLLECTOR (050)
A GENERAL GOVERNMENT PROGRAM

ORGANIZATION: The Tax Collector is appointed by the Board of Commissioners and is charged with receiving and administering the County tax roll in compliance with Oregon Statutes and Administrative Rules and implementing directives from the Assessor to the certified tax roll to maintain a continuous state of balance.

OBJECTIVES: Receive, manage, and distribute property tax revenues in compliance with Oregon law. Maintain accurate tax collection records for the benefit of Lincoln County entities and citizens. Perform related legal mandates such as annual foreclosure and personal property warrant procedures.

WORK PLAN SUMMARY: Produce and mail annual property tax statements and receive and segregate tax revenues to the County Treasurer for distribution to local taxing districts. Maintain accurate and effective procedures for controlled cash accounting and segregation of property taxes. Initiate technology to efficiently accomplish mandated procedures associated with billing, collection, accounting, and distribution of tax revenues. Maintain accurate tax and financial records for use by county citizens, other taxing districts, and County auditors. Perform all other mandated procedures in a timely manner.

REVENUE AND EXPENDITURE SUMMARY

	Actual <u>2013-14</u>	Actual <u>2014-15</u>	Budget <u>2015-16</u>	Proposed <u>2016-17</u>	Approved <u>2016-17</u>	Adopted <u>2016-17</u>
Total Revenues	7,241	8,717	7,300	7,300	7,300	7,300
Personnel Services	261,685	317,729	269,739	270,639	270,639	270,639
Materials & Services	94,716	104,673	108,195	110,655	110,655	110,655
Total Expenditures	356,401	422,402	377,934	381,294	381,294	381,294
Full-Time Positions	3.00	3.00	3.00	3.00	3.00	3.00

EFFECTIVENESS INDICATORS: Timely mailing of tax statements and other collection notices. Tax revenues processed and distributed in accordance with Oregon law. Complete and accurate tax and financial records.

INTERRELATIONSHIPS: County citizens; other county departments; other county tax collectors; Lincoln County taxing districts; Oregon Department of Revenue; realtors; banks; title companies; mortgage companies; bankruptcy and federal courts.

**LINCOLN COUNTY
FY 2016-17 ANNUAL BUDGET
Fund: 101 -GENERAL FUND**

ACCOUNT #	# FTE		2013-2014 Actual	2014-2015 Actual	2015-2016 Budget	2016-2017 Proposed Budget	2016-2017 Approved Budget	2016-2017 Adopted Budget
Department: 050 - TAX COLLECTOR								
REVENUE								
101-050-34990		OTHER CHARGES FOR SERVICE	932	3,100	2,000	2,000	2,000	2,000
101-050-36650		REFUNDS & REIMBURSEMENTS	6,309	5,317	5,300	5,300	5,300	5,300
TOTAL REVENUE			7,241	8,417	7,300	7,300	7,300	7,300
PERSONNEL SERVICES								
101-050-90225	1.00	TAX AND TREASURER ANALYST	56,844	58,639	61,706	64,671	64,671	64,671
101-050-90313	2.00	TAX DEPUTY	113,964	154,722	108,973	112,424	112,424	112,424
101-050-90410		SEASONAL WORKER	5,457	6,703	12,000	15,000	15,000	15,000
101-050-90801		FICA	13,012	16,691	13,975	14,695	14,695	14,695
101-050-90802		401(K) RETIREMENT	18,766	24,227	18,775	19,481	19,481	19,481
101-050-90804		HEALTH INSURANCE	34,329	34,754	32,941	28,151	28,151	28,151
101-050-90805		DENTAL INSURANCE	3,811	4,608	4,170	3,022	3,022	3,022
101-050-90806		LIFE INSURANCE	160	186	216	216	216	216
101-050-90807		LTD INSURANCE	460	570	1,745	1,811	1,811	1,811
101-050-90808		WORKER'S COMPENSATION	3,870	4,919	4,231	2,528	2,528	2,528
101-050-90809		UNEMPLOYMENT	1,830	2,272	1,827	960	960	960
101-050-90810		PEHP	180	188	180	180	180	180
101-050-90812		HEALTH SAVINGS ACCOUNT	9,000	9,250	9,000	7,500	7,500	7,500
3.00		TOTAL PERSONNEL SERVICES	261,685	317,729	269,739	270,639	270,639	270,639
MATERIALS & SERVICES								
101-050-91101		TRAVEL EXPENSE	529	656	675	675	675	675
101-050-91201		MEALS & LODGING	1,141	1,940	2,100	2,100	2,100	2,100
101-050-91401		TELEPHONE	169	217	500	500	500	500
101-050-91501		POSTAGE	22,996	25,299	23,000	25,500	25,500	25,500
101-050-91601		PRINTING & PUBLICATIONS	628	993	1,000	1,000	1,000	1,000
101-050-92802		PROFESSIONAL CONFERENCE	1,274	1,015	1,200	1,795	1,795	1,795
101-050-92901		MEMBERSHIP FEES & DUES	145	145	145	210	210	210
101-050-93301		MAINTENANCE AGREEMENTS	1,072	385	1,100	1,000	1,000	1,000
101-050-93901		CONTRACTUAL SERVICES	57,891	63,407	65,000	65,000	65,000	65,000
101-050-94101		OFFICE SUPPLIES	4,366	4,577	4,500	4,500	4,500	4,500
101-050-94102		FURNITURE & EQUIP < \$10,000	455	1,362	2,500	2,500	2,500	2,500
101-050-94106		CHECK PROCESSOR SUPPLIES & SERVICE	-	518	1,700	1,100	1,100	1,100
101-050-94210		COPIER SERVICES	3,476	3,582	4,200	4,200	4,200	4,200
101-050-96101		FIDELITY BONDS	575	575	575	575	575	575
TOTAL MATERIALS & SERVICES			94,716	104,673	108,195	110,655	110,655	110,655
TOTAL DEPARTMENT EXPENSE			356,400	422,402	377,934	381,294	381,294	381,294

LINCOLN COUNTY, OREGON

GENERAL FUND (101)

DEPARTMENT: SURVEYOR (060)

A GENERAL GOVERNMENT PROGRAM

OBJECTIVE: Provide friendly, efficient, professional, land information and interpretation for the people of Lincoln County. Insure compliance with Oregon Revised Statutes Chapters 92, 204, 209, 271, 368, and 672, through review and policy development.

WORK PLAN SUMMARY: Maintain survey records research facility that offers fast, accurate, identification and location of pertinent information. Maintain the rectangular survey system for the use and benefit of the public. Develop and maintain geodetic controlled base maps. Assist the Road Department in road location and legalization. Establish policy to ensure compliance with applicable statutes.

REVENUE AND EXPENDITURE SUMMARY

	<u>Actual</u> <u>2013-14</u>	<u>Actual</u> <u>2014-15</u>	<u>Budget</u> <u>2015-16</u>	<u>Proposed</u> <u>2016-17</u>	<u>Approved</u> <u>2016-17</u>	<u>Adopted</u> <u>2016-17</u>
Total Revenues	192,682	192,113	188,700	224,400	224,400	224,400
Personnel Services	326,000	335,304	394,722	436,819	436,819	436,819
Materials & Services	27,158	29,016	30,750	31,850	31,850	31,850
Capital Outlay	0	0	0	0	0	0
Total Expenditures	353,158	364,320	425,472	468,669	468,669	468,669
Full-Time Positions	3.30	3.30	3.75	3.75	3.75	3.75

EFFECTIVENESS INDICATORS: Compliance with Oregon Revised Statutes and Bureau of Land Management Manual of Survey Instructions. Meet department objectives. Feedback from other Professional Land Surveyors, other agencies, and the public.

INTERRELATIONSHIPS: Coordinate with cities and county departments to review plats. Assist Road Department in road location and legalization. Base map support for Assessor's automated mapping program. Work with State and Federal agencies on exchange of information and cooperative working relationships. Interact with local utilities and agencies on development of land information system. Participation with statewide organizations for statutory changes.

**LINCOLN COUNTY
FY 2016-17 ANNUAL BUDGET
Fund: 101 -GENERAL FUND**

ACCOUNT #	# FTE		2013-2014 Actual	2014-2015 Actual	2015-2016 Budget	2016-2017 Proposed Budget	2016-2017 Approved Budget	2016-2017 Adopted Budget
Department: 060 - SURVEYOR								
<u>REVENUE</u>								
101-060-32855		SURVEY PARTITION CHECKS	1,740	2,570	2,300	2,500	2,500	2,500
101-060-32860		SURVEY SUBDIVISION CHECKS	1,170	2,380	1,000	1,000	1,000	1,000
101-060-32865		SURVEY CONDO CHECKS	5,040	-	1,000	100	100	100
101-060-32990		SURVEY FILING FEES	12,175	10,365	10,000	10,500	10,500	10,500
101-060-34170		CHARGES TO OTHER FUNDS	172,174	176,404	174,000	210,000	210,000	210,000
101-060-34740		COPY SALES	383	394	300	200	200	200
101-060-34990		OTHER CHARGES FOR SERVICE	-	-	100	100	100	100
TOTAL REVENUE			192,682	192,113	188,700	224,400	224,400	224,400
<u>PERSONNEL SERVICES</u>								
101-060-90201	0.75	DIRECTOR	31,131	31,914	61,992	86,669	86,669	86,669
101-060-90208	1.00	DEPUTY COUNTY SURVEYOR	82,368	84,468	87,488	91,692	91,692	91,692
101-060-90221	1.00	OFFICE MANAGER	-	-	-	52,677	52,677	52,677
101-060-90250		ADMINISTRATIVE ASSISTANT	46,482	47,664	51,769	-	-	-
101-060-90252	1.00	CADASTRAL SURVEYOR	29,280	59,748	62,622	65,632	65,632	65,632
101-060-90398		SURVEY TECHNICIAN 2	28,296	-	-	-	-	-
101-060-90801		FICA	15,567	16,641	20,186	22,695	22,695	22,695
101-060-90802		401(K) RETIREMENT	23,756	25,623	29,026	32,634	32,634	32,634
101-060-90804		HEALTH INSURANCE	41,388	40,523	46,437	51,399	51,399	51,399
101-060-90805		DENTAL INSURANCE	6,050	6,020	6,300	6,432	6,432	6,432
101-060-90806		LIFE INSURANCE	175	183	288	288	288	288
101-060-90807		LTD INSURANCE	504	571	2,698	3,033	3,033	3,033
101-060-90808		WORKER'S COMPENSATION	8,079	8,783	10,467	9,195	9,195	9,195
101-060-90809		UNEMPLOYMENT	2,235	2,330	2,639	1,483	1,483	1,483
101-060-90810		PEHP	788	938	1,560	1,740	1,740	1,740
101-060-90812		HEALTH SAVINGS ACCOUNT	9,900	9,900	11,250	11,250	11,250	11,250
3.75		TOTAL PERSONNEL SERVICES	326,000	335,304	394,722	436,819	436,819	436,819
<u>MATERIALS & SERVICES</u>								
101-060-91101		TRAVEL EXPENSE	885	533	600	600	600	600
101-060-91102		FLEET SERVICES	5,829	5,490	8,100	8,100	8,100	8,100
101-060-91201		MEALS & LODGING	1,658	1,951	1,600	1,600	1,600	1,600
101-060-91401		TELEPHONE	64	68	100	200	200	200
101-060-91501		POSTAGE	18	11	50	50	50	50
101-060-91601		PRINTING & PUBLICATIONS	-	-	100	100	100	100
101-060-92802		PROFESSIONAL CONFERENCE	1,230	1,005	1,200	1,500	1,500	1,500
101-060-92901		MEMBERSHIP FEES & DUES	1,086	1,224	900	900	900	900
101-060-93301		MAINTENANCE AGREEMENTS	1,255	1,370	2,000	2,000	2,000	2,000
101-060-94101		OFFICE SUPPLIES	215	811	600	600	600	600
101-060-94102		FURNITURE & EQUIP < \$10,000	1,774	448	500	1,200	1,200	1,200
101-060-94103		OPERATING SUPPLIES	1,357	2,717	2,200	2,200	2,200	2,200
101-060-94105		OFFICE SOFTWARE	297	1,901	1,000	1,000	1,000	1,000
101-060-94210		COPIER SERVICES	307	307	300	300	300	300
101-060-96601		RENTALS OF SPACE	11,184	11,180	11,500	11,500	11,500	11,500
TOTAL MATERIALS & SERVICES			27,158	29,016	30,750	31,850	31,850	31,850
TOTAL DEPARTMENT EXPENSE			353,158	364,320	425,472	468,669	468,669	468,669

LINCOLN COUNTY, OREGON

GENERAL FUND (101)

DEPARTMENT: TREASURER (070)

A GENERAL GOVERNMENT PROGRAM

ORGANIZATION: The County Treasurer is a non-partisan elected position that serves as the county money manager and investment officer. The position has full fiduciary responsibility for all County and other local government monies in custody with Lincoln County.

OBJECTIVES: Direct activities of the Treasurer’s office in the custody, efficient management, and secure investment of public funds in accordance with Oregon statutes and the Lincoln County Investment Policy. Establish and manage County bank and investments accounts.

WORK PLAN SUMMARY: Receive all County revenues from local, federal, and state sources. Perform efficient money management by on-going analysis of County short-and-long-term cash requirements and investment of public funds with consideration for preservation of capital; liquidity; and reasonable rates of return. Administer County Investment Policy. Maintain close working relationships with State Treasury, banking, and investment institutions for the establishment and efficient management of County accounts. Serve other County departments and local entities in management of trust and agency funds. Serve as County room tax administrator to receive room tax revenues and monitor county establishments for compliance with the County Code. Maintain accurate financial records for Lincoln County departments, other entities, and audit purposes.

REVENUE AND EXPENDITURE SUMMARY

	Actual <u>2013-14</u>	Actual <u>2014-15</u>	Budget <u>2015-16</u>	Proposed <u>2016-17</u>	Approved <u>2016-17</u>	Adopted <u>2016-17</u>
Total Revenue	19,100,413	20,168,060	20,225,200	20,894,200	20,894,200	20,894,200
Personnel Services	199,052	213,822	177,533	181,759	181,759	181,759
Materials & Services	42,448	33,040	38,255	39,090	39,090	39,090
Total Expenditures	241,500	246,862	215,788	220,849	220,849	220,849
Full-Time Positions	2.00	2.00	2.00	2.00	2.00	2.00

EFFECTIVENESS INDICATORS: Availability of funds; annual audit comments regarding investment of public funds; satisfactory relationships with banking and investment institutions, other local governments, county departments, and federal and state agencies.

INTERRELATIONSHIPS: All county departments and officials; city, state and federal agencies; local taxing districts; financial institutions; investment firms; state treasury and local government investment pool.

**LINCOLN COUNTY
FY 2016-17 ANNUAL BUDGET
Fund: 101 -GENERAL FUND**

ACCOUNT #	# FTE		2013-2014 Actual	2014-2015 Actual	2015-2016 Budget	2016-2017 Proposed Budget	2016-2017 Approved Budget	2016-2017 Adopted Budget
Department: 070 - TREASURER								
<u>REVENUE</u>								
101-070-31110		CURRENT YEAR PROPERTY TAX	17,009,892	18,000,006	18,295,000	18,900,000	18,900,000	18,900,000
101-070-31120		PRIOR YEAR PROPERTY TAX	686,190	716,198	600,000	600,000	600,000	600,000
101-070-31130		COSTS & PENALTIES	4,922	4,571	4,200	4,200	4,200	4,200
101-070-31140		FORECLOSURE REDEMPTION COST	28,595	40,348	50,000	20,000	20,000	20,000
101-070-31310		ELECTRIC COOPERATIVE TAX	70,405	73,192	73,000	67,000	67,000	67,000
101-070-31411		FEDERAL IN LIEU	69,368	64,560	60,000	60,000	60,000	60,000
101-070-31600		TRANSIENT ROOM TAX	1,164,028	1,217,127	1,100,000	1,200,000	1,200,000	1,200,000
101-070-31611		WESTERN OREGON SEVERANCE TAX	11,056	15,425	-	-	-	-
101-070-36175		INTEREST	52,935	29,839	40,000	40,000	40,000	40,000
101-070-36650		REFUNDS & REIMBURSEMENTS	1,200	1,240	1,200	1,200	1,200	1,200
101-070-36990		MISCELLANEOUS	1,820	5,554	1,800	1,800	1,800	1,800
TOTAL REVENUE			19,100,413	20,168,060	20,225,200	20,894,200	20,894,200	20,894,200
<u>PERSONNEL SERVICES</u>								
101-070-90104	1.00	COUNTY TREASURER	73,386	75,228	76,548	77,892	77,892	77,892
101-070-90323	1.00	REVENUE SPECIALIST	63,460	79,203	48,054	50,364	50,364	50,364
101-070-90801		FICA	9,627	11,595	9,532	9,812	9,812	9,812
101-070-90802		401(K) RETIREMENT	14,824	17,804	13,706	14,108	14,108	14,108
101-070-90804		HEALTH INSURANCE	22,287	15,457	15,137	16,755	16,755	16,755
101-070-90805		DENTAL INSURANCE	2,532	1,977	1,806	1,844	1,844	1,844
101-070-90806		LIFE INSURANCE	111	115	144	144	144	144
101-070-90807		LTD INSURANCE	320	359	1,274	1,311	1,311	1,311
101-070-90808		WORKER'S COMPENSATION	3,043	3,561	2,886	1,688	1,688	1,688
101-070-90809		UNEMPLOYMENT	638	836	1,246	641	641	641
101-070-90810		PEHP	2,700	2,813	2,700	2,700	2,700	2,700
101-070-90812		HEALTH SAVINGS ACCOUNT	6,125	4,875	4,500	4,500	4,500	4,500
	2.00	TOTAL PERSONNEL SERVICES	199,052	213,822	177,533	181,759	181,759	181,759
<u>MATERIALS & SERVICES</u>								
101-070-91101		TRAVEL EXPENSE	373	141	500	500	500	500
101-070-91201		MEALS & LODGING	1,827	1,288	1,800	1,200	1,200	1,200
101-070-91401		TELEPHONE	92	107	500	500	500	500
101-070-91501		POSTAGE	345	244	360	250	250	250
101-070-92802		PROFESSIONAL CONFERENCE	305	800	520	775	775	775
101-070-92901		MEMBERSHIP FEES & DUES	200	205	325	415	415	415
101-070-93301		MAINTENANCE AGREEMENTS	1,911	2,898	1,900	2,100	2,100	2,100
101-070-93901		CONTRACTUAL SERVICES	37,085	26,791	28,000	27,000	27,000	27,000
101-070-94101		OFFICE SUPPLIES	210	175	250	250	250	250
101-070-94102		FURNITURE & EQUIP < \$10,000	-	292	4,000	6,000	6,000	6,000
101-070-96101		FIDELITY BONDS	100	100	100	100	100	100
TOTAL MATERIALS & SERVICES			42,448	33,040	38,255	39,090	39,090	39,090
TOTAL DEPARTMENT EXPENSE			241,499	246,862	215,788	220,849	220,849	220,849

LINCOLN COUNTY, OREGON

GENERAL FUND (101)

DEPARTMENT: MAIL ROOM (164)

A GENERAL GOVERNMENT PROGRAM

OBJECTIVE: To provide messenger and mail services to all County departments and expedite the flow of mail and information between County departments and outside agencies.

WORK PLAN SUMMARY: Maintain a cost efficient system of operations that also ensures quality and timeliness of service.

REVENUE AND EXPENDITURE SUMMARY

	<u>Actual</u> <u>2013-14</u>	<u>Actual</u> <u>2014-15</u>	<u>Budget</u> <u>2015-16</u>	<u>Proposed</u> <u>2016-17</u>	<u>Approved</u> <u>2016-17</u>	<u>Adopted</u> <u>2016-17</u>
Total Revenues	67,314	69,809	70,000	70,000	70,000	70,000
Personnel Services	24,539	29,603	38,307	41,752	41,752	41,752
Materials & Services	86,381	82,448	77,470	84,827	84,827	84,827
Total Expenditures	110,920	112,051	115,777	126,579	126,579	126,579
Full-Time Positions	0.65	0.63	0.63	0.88	0.88	0.88

EFFECTIVENESS INDICATORS: Timely and efficient pickup, processing, and delivery of mail to all County departments.

BUDGET NOTE: This budget includes additional hours for the Mail Clerk position to accommodate additional duties.

**LINCOLN COUNTY
FY 2016-17 ANNUAL BUDGET
Fund: 101 -GENERAL FUND**

ACCOUNT #	# FTE		2013-2014 Actual	2014-2015 Actual	2015-2016 Budget	2016-2017 Proposed Budget	2016-2017 Approved Budget	2016-2017 Adopted Budget
Department: 164 - MAIL ROOM								
REVENUE								
101-164-34176		POSTAGE BILLED TO OTHER DEPTS	67,314	69,809	70,000	70,000	70,000	70,000
		TOTAL REVENUE	67,314	69,809	70,000	70,000	70,000	70,000
PERSONNEL SERVICES								
101-164-90319	0.88	MAIL CLERK	16,460	20,356	25,018	28,857	28,857	28,857
101-164-90801		FICA	1,202	1,549	1,914	2,208	2,208	2,208
101-164-90802		401(K) RETIREMENT	1,857	2,329	2,752	3,174	3,174	3,174
101-164-90804		HEALTH INSURANCE	2,983	3,054	4,261	4,716	4,716	4,716
101-164-90805		DENTAL INSURANCE	376	442	574	586	586	586
101-164-90806		LIFE INSURANCE	37	41	63	72	72	72
101-164-90807		LTD INSURANCE	106	128	256	295	295	295
101-164-90808		WORKER'S COMPENSATION	416	488	579	380	380	380
101-164-90809		UNEMPLOYMENT	156	212	250	144	144	144
101-164-90812		HEALTH SAVINGS ACCOUNT	945	1,005	2,640	1,320	1,320	1,320
	0.88	TOTAL PERSONNEL SERVICES	24,539	29,603	38,307	41,752	41,752	41,752
MATERIALS & SERVICES								
101-164-91101		TRAVEL EXPENSE	-	36	-	-	-	-
101-164-91102		FLEET SERVICES	3,265	3,195	3,000	5,000	5,000	5,000
101-164-91401		TELEPHONE	9	12	20	15	15	15
101-164-91501		POSTAGE	70,844	70,506	70,000	70,000	70,000	70,000
101-164-91601		PRINTING & PUBLICATIONS	-	-	-	-	-	-
101-164-92101		EQUIPMENT REPAIR	1,286	-	500	-	-	-
101-164-93301		MAINTENANCE AGREEMENTS	-	712	-	712	712	712
101-164-93901		CONTRACTUAL SERVICES	89	-	-	-	-	-
101-164-94101		OFFICE SUPPLIES	461	109	250	250	250	250
101-164-94102		FURNITURE & EQUIP < \$10,000	2,893	-	-	-	-	-
101-164-96701		RENTALS OF EQUIPMENT	7,533	7,878	3,700	8,850	8,850	8,850
		TOTAL MATERIALS & SERVICES	86,381	82,448	77,470	84,827	84,827	84,827
		TOTAL DEPARTMENT EXPENSE	110,919	112,050	115,777	126,579	126,579	126,579

LINCOLN COUNTY, OREGON
GENERAL FUND (101)

DEPARTMENT: VRD LICENSING & ENFORCEMENT (201)

A GENERAL GOVERNMENT PROGRAM

OBJECTIVE: Implement the ordinance adopted in 2016 which establishes a Vacation Rental Dwelling Licensing Program for unincorporated areas of Lincoln County. The purpose of the Program is to establish operating standards for the rental of short term dwelling units that requires that such rentals operate in a manner that respects and protects the livability of neighborhoods in which these rentals are located.

WORK PLAN SUMMARY: The ordinance creates Program in which licenses are required of all dwelling units rented to any person for a period of up to thirty (30) consecutive nights - - short term dwelling units rental. Terms such a dwelling unit, rent, owner, contact person, short term rental, sleeping area, and others defined in the Ordinance/County Code. Lincoln County Licensing Authority to be created to administer and enforce licensing requirements and operating standards. Program will be administered by the Lincoln County Sheriff's Office in cooperation with the Lincoln County Treasurer's Office.

REVENUE AND EXPENDITURE SUMMARY

	<u>Actual</u> <u>2013-14</u>	<u>Actual</u> <u>2014-15</u>	<u>Budget</u> <u>2015-16</u>	<u>Proposed</u> <u>2016-17</u>	<u>Approved</u> <u>2016-17</u>	<u>Adopted</u> <u>2016-17</u>
Total Revenues	0	0	0	52,500	52,500	52,500
Personnel Services	0	0	0	27,813	27,813	27,813
Materials & Services	0	0	0	24,687	24,687	24,687
Total Expenditures	0	0	0	52,500	52,500	52,500
 Full-Time Positions	 0.00	 0.00	 0.00	 0.00	 0.00	 0.00

EFFECTIVENESS INDICATORS: Issuance of licenses to all qualifying rentals.
 Compliance with all rental operating standards.

INTERRELATIONSHIPS: Sheriff's Office, Treasurer's Office and County Counsel's Office will work together to implement the Program.

**LINCOLN COUNTY
FY 2016-17 ANNUAL BUDGET
Fund: 101 -GENERAL FUND**

ACCOUNT #		2013-2014 Actual	2014-2015 Actual	2015-2016 Budget	2016-2017 Proposed Budget	2016-2017 Approved Budget	2016-2017 Adopted Budget
Department: 201 - VRD LICENSING & ENFORCEMENT							
<u>REVENUE</u>							
101-201-32111	VRD LICENSE FEE	-	-	-	52,500	52,500	52,500
	TOTAL REVENUE	-	-	-	52,500	52,500	52,500
<u>PERSONNEL SERVICES</u>							
101-201-90401	PART TIME < 1,040 HOURS/YEAR	-	-	-	24,617	24,617	24,617
101-201-90801	FICA	-	-	-	1,883	1,883	1,883
101-201-90808	WORKER'S COMPENSATION	-	-	-	1,190	1,190	1,190
101-201-90809	UNEMPLOYMENT	-	-	-	123	123	123
	TOTAL PERSONNEL SERVICES	-	-	-	27,813	27,813	27,813
<u>MATERIALS & SERVICES</u>							
101-201-91102	FLEET SERVICES	-	-	-	5,000	5,000	5,000
101-201-91601	PRINTING & PUBLICATIONS	-	-	-	2,500	2,500	2,500
101-201-93901	CONTRACTUAL SERVICES	-	-	-	10,000	10,000	10,000
101-201-94103	OPERATING SUPPLIES	-	-	-	7,187	7,187	7,187
	TOTAL MATERIALS & SERVICES	-	-	-	24,687	24,687	24,687
	TOTAL DEPARTMENT EXPENSE	-	-	-	52,500	52,500	52,500

**LINCOLN COUNTY, OREGON
GENERAL FUND (101)**

DEPARTMENT: PUBLIC PROPERTY MANAGEMENT (911)

A GENERAL GOVERNMENT PROGRAM

OBJECTIVE: The objective of the Property Management Department is to provide a comprehensive and complete inventory of county properties. Conduct appropriate site visits; process sales and/or disposal of county-owned properties; and with regard to tax-foreclosed properties, comply with the County’s fiduciary responsibility for all of the taxing districts in Lincoln County.

WORK PLAN SUMMARY: Maintain a comprehensive and complete inventory of county-owned properties.

REVENUE AND EXPENDITURE SUMMARY

	<u>Actual</u> <u>2013-14</u>	<u>Actual</u> <u>2014-15</u>	<u>Budget</u> <u>2015-16</u>	<u>Proposed</u> <u>2016-17</u>	<u>Approved</u> <u>2016-17</u>	<u>Adopted</u> <u>2016-17</u>
Total Revenues	24,456	166,290	113,888	134,850	134,850	134,850
Personnel Services	82,639	79,659	31,686	0	0	0
Materials & Services	11,373	21,111	29,350	134,850	134,850	134,850
Total Expenditures	94,012	100,770	61,036	134,850	134,850	134,850
Full-Time Positions	0.80	0.80	0.80	0.00	0.00	0.00

EFFECTIVENESS INDICATORS: Completion of a comprehensive and complete file on all county-owned properties.

INTERRELATIONSHIPS: General public, Board of Commissioners, Legal Counsel, Public Works Department, County Treasurer’s office, County Clerk’s Office, County Assessor’s Office, County Tax Collector’s Office, County Department of Planning and Development.

LINCOLN COUNTY
FY 2016-17 ANNUAL BUDGET
Fund: 101 -GENERAL FUND

ACCOUNT #		2013-2014 Actual	2014-2015 Actual	2015-2016 Budget	2016-2017 Proposed Budget	2016-2017 Approved Budget	2016-2017 Adopted Budget
Department: 911 - PROPERTY MANAGEMENT							
<u>REVENUE</u>							
101-911-31200	GEN FUND PORTION ANNUAL DIST	12,077	156,561	93,688	126,650	126,650	126,650
101-911-31210	LAND SALE DISTRIBUTIONS	-	2,419	8,000	8,000	8,000	8,000
101-911-31220	TAX PENALTIES & FEES REIMB.	-	434	200	200	200	200
101-911-34129	REIMBURSEMENT FROM ROAD FUND	3,471	1,876	4,000	-	-	-
101-911-34130	REIMBURSEMENT FROM FAIR FUND	8,908	5,000	8,000	-	-	-
	TOTAL REVENUE	24,456	166,290	113,888	134,850	134,850	134,850
<u>PERSONNEL SERVICES</u>							
101-911-90312	PROPERTY MANAGER	55,196	56,813	15,187	-	-	-
101-911-90402	CONTRACT EMPLOYEE	-	-	10,000	-	-	-
101-911-90501	OVERTIME	96	-	-	-	-	-
101-911-90801	FICA	3,784	4,171	1,847	-	-	-
101-911-90802	401(K) RETIREMENT	6,020	6,503	2,771	-	-	-
101-911-90804	HEALTH INSURANCE	11,645	6,660	1,096	-	-	-
101-911-90805	DENTAL INSURANCE	1,496	959	157	-	-	-
101-911-90806	LIFE INSURANCE	53	56	16	-	-	-
101-911-90807	LTD INSURANCE	153	173	95	-	-	-
101-911-90808	WORKER'S COMPENSATION	1,172	1,273	441	-	-	-
101-911-90809	UNEMPLOYMENT	565	591	76	-	-	-
101-911-90812	HEALTH SAVINGS ACCOUNT	2,460	2,460	-	-	-	-
	TOTAL PERSONNEL SERVICES	82,639	79,659	31,686	-	-	-
<u>MATERIALS & SERVICES</u>							
101-911-91101	TRAVEL EXPENSE	316	258	400	400	400	400
101-911-91201	MEALS & LODGING	906	584	800	800	800	800
101-911-91501	POSTAGE	16	44	50	50	50	50
101-911-91601	PRINTING & PUBLICATIONS	1,168	33	-	1,200	1,200	1,200
101-911-92801	PROFESSIONAL SERVICES	3,756	-	-	86,000	86,000	86,000
101-911-92802	PROFESSIONAL CONFERENCES	225	150	300	400	400	400
101-911-92901	MEMBERSHIP FEES & DUES	175	275	400	400	400	400
101-911-93901	CONTRACTUAL SERVICES	1,126	7,093	22,000	40,000	40,000	40,000
101-911-94101	OFFICE SUPPLIES	-	5,752	-	200	200	200
101-911-94210	COPIER SERVICES	168	168	200	200	200	200
101-911-95920	LAND SALES MAINT/REPAIR	1,627	2,244	3,000	3,000	3,000	3,000
101-911-96601	RENTALS OF SPACE	1,200	600	1,200	1,200	1,200	1,200
101-911-96710	PROPERTY TAXES	688	3,910	1,000	1,000	1,000	1,000
	TOTAL MATERIALS & SERVICES	11,373	21,111	29,350	134,850	134,850	134,850
	TOTAL DEPARTMENT EXPENSE	94,012	100,770	61,036	134,850	134,850	134,850

LINCOLN COUNTY, OREGON

GENERAL FUND (101)

DEPARTMENT: FACILITIES MAINTENANCE DEPARTMENT (912)

A GENERAL GOVERNMENT PROGRAM

OBJECTIVE: Effectively and efficiently maintain county facilities, grounds and equipment.

WORK PLAN SUMMARY: Working within budget allotments to prioritize functions according to needs and safety factors.

REVENUE AND EXPENDITURE SUMMARY

	Actual <u>2013-14</u>	Actual <u>2014-15</u>	Budget <u>2015-16</u>	Proposed <u>2016-17</u>	Approved <u>2016-17</u>	Adopted <u>2016-17</u>
Total Revenues	26,369	27,157	27,678	27,678	27,678	27,678
Personnel Services	339,085	406,380	426,691	425,709	425,709	425,709
Materials & Services	663,704	691,753	652,900	721,200	721,200	721,200
Capital Outlay	<u>277,977</u>	<u>415,870</u>	<u>358,000</u>	<u>580,000</u>	<u>580,000</u>	<u>580,000</u>
Total Expenditures	1,280,766	1,514,003	1,437,591	1,726,909	1,726,909	1,726,909
Full-Time Positions	3.67	4.67	4.67	4.50	4.50	4.50

EFFECTIVENESS INDICATORS: Provide adequate facility maintenance to safeguard the buildings of the County from deterioration. Meet state and federal requirements on access for the disabled.

LINCOLN COUNTY
FY 2016-17 ANNUAL BUDGET
Fund: 101 -GENERAL FUND

ACCOUNT #	# FTE		2013-2014 Actual	2014-2015 Actual	2015-2016 Budget	2016-2017 Proposed Budget	2016-2017 Approved Budget	2016-2017 Adopted Budget
Department: 912 - FACILITIES MANAGEMENT								
REVENUE								
101-912-33324		BENTON COUNTY RENT	26,369	27,157	27,678	27,678	27,678	27,678
TOTAL REVENUE			26,369	27,157	27,678	27,678	27,678	27,678
PERSONNEL SERVICES								
101-912-90249	1.00	FACILITIES SUPERVISOR	69,912	72,132	76,357	80,027	80,027	80,027
101-912-90301	3.00	BLDG MAINTENANCE TECHNICIAN	113,980	160,517	143,337	148,413	148,413	148,413
101-912-90320	0.50	PARK MAINTENANCE WORKER	17,130	26,144	26,728	20,910	20,910	20,910
101-912-90420		ON CALL EMPLOYEE	25,871	4,584	24,000	24,000	24,000	24,000
101-912-90501		OVERTIME	206	5,714	2,000	2,000	2,000	2,000
101-912-90504		COMP TIME PAYOFF	-	1,746	-	-	-	-
101-912-90603		TELEPHONE STIPEND	1,890	3,273	5,040	5,040	5,040	5,040
101-912-90801		FICA	16,997	20,300	21,226	21,450	21,450	21,450
101-912-90802		401(K) RETIREMENT	22,214	30,487	27,678	28,000	28,000	28,000
101-912-90804		HEALTH INSURANCE	39,340	43,961	57,097	57,780	57,780	57,780
101-912-90805		DENTAL INSURANCE	5,040	6,034	7,676	6,812	6,812	6,812
101-912-90806		LIFE INSURANCE	178	236	336	336	336	336
101-912-90807		LTD INSURANCE	511	719	2,571	2,601	2,601	2,601
101-912-90808		WORKER'S COMPENSATION	12,774	15,482	16,190	13,258	13,258	13,258
101-912-90809		UNEMPLOYMENT	2,362	2,847	2,775	1,402	1,402	1,402
101-912-90810		PEHP	180	188	180	180	180	180
101-912-90812		HEALTH SAVINGS ACCOUNT	10,500	12,016	13,500	13,500	13,500	13,500
4.50		TOTAL PERSONNEL SERVICES	339,085	406,380	426,691	425,709	425,709	425,709
MATERIALS & SERVICES								
101-912-91101		TRAVEL EXPENSE	-	254	1,000	-	-	-
101-912-91102		FLEET SERVICES	8,756	10,912	13,500	13,500	13,500	13,500
101-912-91401		TELEPHONE	2,186	3,389	2,000	2,000	2,000	2,000
101-912-91501		POSTAGE	5	6	-	-	-	-
101-912-91601		PRINTING & PUBLICATIONS	636	7	-	-	-	-
101-912-92001		UTILITIES	93,544	99,204	90,000	90,000	90,000	90,000
101-912-92101		EQUIPMENT REPAIR	15,569	22,073	30,000	50,000	50,000	50,000
101-912-92201		BUILDING REPAIR	7,999	13,747	84,000	100,000	100,000	100,000
101-912-92301		GROUND MAINTENANCE	18,360	16,630	12,000	15,000	15,000	15,000
101-912-92901		MEMBERSHIP FEES & DUES	85	-	500	1,000	1,000	1,000
101-912-92905		PERMITS/FEES	2,392	2,913	3,500	3,500	3,500	3,500
101-912-93301		MAINTENANCE AGREEMENTS	27,300	25,821	26,000	26,000	26,000	26,000
101-912-93901		CONTRACTUAL SERVICES	312,271	301,735	256,000	277,000	277,000	277,000
101-912-94101		OFFICE SUPPLIES	168	331	200	200	200	200
101-912-94102		FURNITURE & EQUIP < \$10,000	36,597	36,562	19,000	21,000	21,000	21,000
101-912-94103		OPERATING SUPPLIES	69,999	103,424	46,000	50,000	50,000	50,000
101-912-94210		COPIER SERVICES	162	162	200	-	-	-
101-912-94301		JANITORIAL SUPPLIES	38,242	27,264	32,000	35,000	35,000	35,000
101-912-96601		RENTALS OF SPACE	27,317	27,317	33,000	33,000	33,000	33,000
101-912-96701		RENTALS OF EQUIPMENT	2,117	-	4,000	4,000	4,000	4,000
TOTAL MATERIALS & SERVICES			663,704	691,753	652,900	721,200	721,200	721,200
CAPITAL OUTLAY								
101-912-97501		STRUCTURES & IMPROVEMENTS	263,616	161,615	300,000	320,000	320,000	320,000
101-912-97507		JAIL LOBBY REMODEL	-	-	-	200,000	200,000	200,000
101-912-98201		EQUIPMENT	14,361	-	58,000	60,000	60,000	60,000
101-912-98203		JAIL KITCHEN REMODEL	-	254,255	-	-	-	-
TOTAL CAPITAL OUTLAY			277,977	415,870	358,000	580,000	580,000	580,000
TOTAL DEPARTMENT EXPENSE			1,280,766	1,514,003	1,437,591	1,726,909	1,726,909	1,726,909

LINCOLN COUNTY, OREGON
GENERAL FUND (101)
DEPARTMENT: COMPUTER SERVICES (913)
A GENERAL GOVERNMENT PROGRAM

OBJECTIVE: Establish and maintain enterprise information systems for County departments.

WORK PLAN SUMMARY: Execute initiatives that improve the cost effectiveness, service quality, and continuous availability of information and technology systems.

REVENUE AND EXPENDITURE SUMMARY						
	<u>Actual</u> <u>2013-14</u>	<u>Actual</u> <u>2014-15</u>	<u>Budget</u> <u>2015-16</u>	<u>Proposed</u> <u>2016-17</u>	<u>Approved</u> <u>2016-17</u>	<u>Adopted</u> <u>2016-17</u>
Total Revenues	25,871	18,182	32,122	4,000	4,000	4,000
Personnel Services	534,846	565,943	567,068	582,818	582,818	582,818
Materials & Services	410,611	393,074	461,300	494,700	494,700	494,700
Total Expenditures	945,457	959,017	1,028,368	1,077,518	1,077,518	1,077,518
Full-Time Positions	5.70	5.70	6.00	5.88	5.88	5.88

EFFECTIVENESS INDICATORS: Provide reliable information systems to County departments in order to meet the business objectives of the County. Ensure the integrity, security and privacy of information entrusted to the County. Implement work flow solutions to bring greater efficiency to County operations.

INTERRELATIONSHIPS: All County departments; computer hardware, software and support services vendors; outside consultants; state and local agencies.

LINCOLN COUNTY
FY 2016-17 ANNUAL BUDGET
Fund: 101 -GENERAL FUND

ACCOUNT #	# FTE		2013-2014 Actual	2014-2015 Actual	2015-2016 Budget	2016-2017 Proposed Budget	2016-2017 Approved Budget	2016-2017 Adopted Budget
Department: 913 - COMPUTER SERVICES								
<u>REVENUE</u>								
101-913-34715		CITY OF NEWPORT	25,871	18,182	28,122	-	-	-
101-913-36990		MISCELLANEOUS	-	-	4,000	4,000	4,000	4,000
TOTAL REVENUE			25,871	18,182	32,122	4,000	4,000	4,000
<u>PERSONNEL SERVICES</u>								
101-913-90201	1.00	DIRECTOR	72,639	74,466	78,471	102,556	102,556	102,556
101-913-90209		NETWORK MANAGER	89,652	91,944	19,819	-	-	-
101-913-90224	1.00	SYSTEM ADMINISTRATOR	51,032	66,012	67,674	70,927	70,927	70,927
101-913-90250	0.88	ADMINISTRATIVE ASSISTANT	-	-	35,374	37,074	37,074	37,074
101-913-90304	2.00	COMPUTER SERVICES TECHNICIAN	96,646	99,387	105,624	110,701	110,701	110,701
101-913-90319		MAIL CLERK/IT ASSISTANT	-	921	1,972	-	-	-
101-913-90324	1.00	USER SUPPORT SPECIALIST	42,819	42,931	44,168	46,291	46,291	46,291
101-913-90420		ON CALL EMPLOYEE	499	-	2,000	2,840	2,840	2,840
101-913-90501		OVERTIME	37	-	1,000	1,000	1,000	1,000
101-913-90603		TELEPHONE STIPEND	2,940	3,255	4,200	3,360	3,360	3,360
101-913-90801		FICA	25,856	28,108	27,412	28,668	28,668	28,668
101-913-90802		401(K) RETIREMENT	38,882	43,229	39,103	40,910	40,910	40,910
101-913-90804		HEALTH INSURANCE	69,095	67,777	67,482	68,960	68,960	68,960
101-913-90805		DENTAL INSURANCE	9,089	9,896	9,304	8,348	8,348	8,348
101-913-90806		LIFE INSURANCE	294	322	423	432	432	432
101-913-90807		LTD INSURANCE	846	1,005	3,624	3,792	3,792	3,792
101-913-90808		WORKER'S COMPENSATION	14,094	13,846	39,165	37,205	37,205	37,205
101-913-90809		UNEMPLOYMENT	3,658	3,930	3,583	1,874	1,874	1,874
101-913-90810		PEHP	1,170	1,250	360	1,560	1,560	1,560
101-913-90812		HEALTH SAVINGS ACCOUNT	15,600	17,665	16,320	16,320	16,320	16,320
5.88		TOTAL PERSONNEL SERVICES	534,846	565,943	567,078	582,818	582,818	582,818
<u>MATERIALS & SERVICES</u>								
101-913-91101		TRAVEL EXPENSE	1,135	698	700	700	700	700
101-913-91201		MEALS & LODGING	1,100	3,226	1,500	1,500	1,500	1,500
101-913-91401		TELEPHONE	7,226	14,348	21,000	21,000	21,000	21,000
101-913-91402		COUNTY-WIDE PHONE SERVICES	-	-	-	19,200	19,200	19,200
101-913-91501		POSTAGE	79	250	100	100	100	100
101-913-91601		PRINTING & PUBLICATIONS	75	189	100	100	100	100
101-913-92802		PROFESSIONAL CONFERENCE	468	2,431	900	900	900	900
101-913-92901		MEMBERSHIP FEES & DUES	100	100	200	200	200	200
101-913-93201		LINCS-SOFTWARE SUPPORT	34,298	18,960	38,800	-	-	-
101-913-93301		MAINTENANCE AGREEMENTS	76,339	119,137	130,000	150,000	150,000	150,000
101-913-93901		CONTRACTUAL SERVICES	71,363	23,323	66,000	66,000	66,000	66,000
101-913-94101		OFFICE SUPPLIES	42,715	30,846	27,000	27,000	27,000	27,000
101-913-94102		FURNITURE & EQUIP < \$10,000	147,381	146,155	149,000	182,000	182,000	182,000
101-913-94105		OFFICE SOFTWARE	27,815	32,429	25,000	25,000	25,000	25,000
101-913-95201		EDUCATION & LIBRARY	517	983	1,000	1,000	1,000	1,000
TOTAL MATERIALS & SERVICES			410,611	393,074	461,300	494,700	494,700	494,700
TOTAL DEPARTMENT EXPENSE			945,457	959,017	1,028,378	1,077,518	1,077,518	1,077,518

LINCOLN COUNTY, OREGON
GENERAL FUND (101)

DEPARTMENT: PERSONNEL (950)

A GENERAL GOVERNMENT PROGRAM

OBJECTIVES: Provide excellent service to internal and external customers, earning individual respect and increased credibility with those we serve. As Human Resource professionals, we consider and protect the rights of individuals, especially in the acquisition and dissemination of information throughout the employment process while ensuring truthful communications and facilitating informed decision making. Interpret County rules, policies and procedures for all County Personnel. Maintain personnel files and records for all County employees. Assist with negotiation and administration of collective bargaining agreements. Keep Board of Commissioners and Department Heads informed.

WORK PLAN SUMMARY: Conduct strategic analysis of all positions/tasks throughout the county to determine correct classification and assignment of duties; Implementation of County-wide electronic training solutions to include initiation and presentation of New Employee Orientation and All Staff Mandatory and Management training. Continue to implement upgrades to the department's online recruitment and hiring program/processes. Provide assistance to County supervisors on personnel-related issues. Work with labor unions and management to administer agreements for five collective bargaining units and begin preparation for 2015 negotiations. Continue to look for ways to increase organizational effectiveness.

REVENUE AND EXPENDITURE SUMMARY

	<u>Actual</u> <u>2013-14</u>	<u>Actual</u> <u>2014-15</u>	<u>Budget</u> <u>2015-16</u>	<u>Proposed</u> <u>2016-17</u>	<u>Approved</u> <u>2016-17</u>	<u>Adopted</u> <u>2016-17</u>
Total Revenues	13,723	6,791	8,582	5,758	5,758	5,758
Personnel Services	284,467	378,058	399,680	469,627	469,627	469,627
Materials & Services	44,569	40,445	47,656	48,540	48,540	48,540
Total Expenditures	329,036	418,503	447,336	518,167	518,167	518,167
Full-Time Positions	3.50	4.50	4.50	5.00	5.00	5.00

EFFECTIVENESS INDICATORS: Thorough analysis of all County positions and classifications either completed or fully underway, to determine right size of staffing levels; Training consistently provided throughout the County to both staff and management in tandem with full utilization of the Training Room; Staff and Managers receiving ongoing appropriate training.

LINCOLN COUNTY
FY 2016-17 ANNUAL BUDGET
Fund: 101 -GENERAL FUND

ACCOUNT #	# FTE		2013-2014 Actual	2014-2015 Actual	2015-2016 Budget	2016-2017 Proposed Budget	2016-2017 Approved Budget	2016-2017 Adopted Budget
Department: 950 - PERSONNEL								
REVENUE								
101-950-36650		REFUNDS & REIMBURSEMENTS	7,158	1,268	1,500	1,500	1,500	1,500
101-950-36651		WORKSITE WELLNESS/CIS GRANT	1,908	1,856	3,500	2,000	2,000	2,000
101-950-36990		MISCELLANEOUS	-	86	-	-	-	-
101-950-40000		BEGINNING BALANCE - WELLNESS PROG.	4,657	3,582	3,582	2,258	2,258	2,258
TOTAL REVENUE			13,723	6,791	8,582	5,758	5,758	5,758
PERSONNEL SERVICES								
101-950-90201	1.00	DIRECTOR	79,164	81,156	75,444	81,528	81,528	81,528
101-950-90222	1.00	PERSONNEL GENERALIST	57,516	60,274	62,433	65,434	65,434	65,434
101-950-90233	2.00	PERSONNEL ASSISTANT	44,361	46,762	48,984	95,952	95,952	95,952
101-950-90253		CONFIDENTIAL OFFICE ASSISTANT	14,758	18,145	18,148	-	-	-
101-950-90268	1.00	ASSISTANT PERSONNEL DIRECTOR	-	53,157	69,064	72,383	72,383	72,383
101-950-90501		OVERTIME	-	-	-	-	-	-
101-950-90801		FICA	13,992	19,345	20,995	24,120	24,120	24,120
101-950-90802		401(K) RETIREMENT	21,426	29,466	30,189	34,683	34,683	34,683
101-950-90804		HEALTH INSURANCE	31,267	40,199	42,893	62,539	62,539	62,539
101-950-90805		DENTAL INSURANCE	4,344	5,526	5,469	8,258	8,258	8,258
101-950-90806		LIFE INSURANCE	180	240	324	360	360	360
101-950-90807		LTD INSURANCE	519	752	2,806	3,224	3,224	3,224
101-950-90808		WORKER'S COMPENSATION	4,287	6,232	6,357	4,150	4,150	4,150
101-950-90809		UNEMPLOYMENT	2,022	2,679	2,744	1,576	1,576	1,576
101-950-90810		PEHP	1,631	1,876	1,830	1,920	1,920	1,920
101-950-90812		HEALTH SAVINGS ACCOUNT	8,999	12,249	12,000	13,500	13,500	13,500
5.00		TOTAL PERSONNEL SERVICES	284,467	378,058	399,680	469,627	469,627	469,627
MATERIALS & SERVICES								
101-950-91101		TRAVEL EXPENSE	209	320	600	600	600	600
101-950-91201		MEALS & LODGING	607	380	350	350	350	350
101-950-91401		TELEPHONE	242	252	450	840	840	840
101-950-91501		POSTAGE	653	1,059	600	600	600	600
101-950-91601		PRINTING & PUBLICATIONS	1,132	135	1,500	1,750	1,750	1,750
101-950-92801		PROFESSIONAL SERVICES	2,262	1,391	950	1,400	1,400	1,400
101-950-92901		MEMBERSHIP FEES & DUES	285	400	450	500	500	500
101-950-93301		MAINTENANCE AGREEMENTS	29,949	24,971	27,756	30,000	30,000	30,000
101-950-93901		CONTRACTUAL SERVICES	929	893	600	600	600	600
101-950-93946		WORKSITE WELLNESS/CIS GRANT	2,983	1,180	3,500	2,000	2,000	2,000
101-950-94101		OFFICE SUPPLIES	1,858	2,727	1,700	2,000	2,000	2,000
101-950-94102		FURNITURE & EQUIP < \$10,000	-	1,748	-	600	600	600
101-950-94210		COPIER SERVICES	-	-	3,600	-	-	-
101-950-95101		MED/LAB/XRAY	2,016	1,739	1,500	2,000	2,000	2,000
101-950-95201		EDUCATION & LIBRARY	-	50	-	-	-	-
101-950-95202		CONTINUING EDUCATION	-	284	1,000	500	500	500
101-950-95203		EMPLOYEE TRAINING	680	721	300	2,000	2,000	2,000
101-950-95901		OTHER SUPPLIES	235	519	300	300	300	300
101-950-95931		SPECIAL EVENTS	529	1,677	2,500	2,500	2,500	2,500
TOTAL MATERIALS & SERVICES			44,569	40,445	47,656	48,540	48,540	48,540
TOTAL DEPARTMENT EXPENSE			329,036	418,504	447,336	518,167	518,167	518,167

LINCOLN COUNTY, OREGON

GENERAL FUND (101)

DEPARTMENT: OTHER REQUIREMENTS (991)

A GENERAL GOVERNMENT PROGRAM

OBJECTIVES: To budget and provide proper administration for lease payments, unappropriated ending balance, and contingency; to budget and account for county memberships and dues, insurances and miscellaneous other items not within a department.

WORK PLAN SUMMARY: Maintain a prudent level of contingency to meet emergencies and/or unexpected needs. Maintain a prudent unappropriated ending fund balance to insure the ability to meet county cash flow needs from July 1 until property tax turnovers occur in late November.

REVENUE AND EXPENDITURE SUMMARY

	Actual <u>2013-14</u>	Actual <u>2014-15</u>	Budget <u>2015-16</u>	Proposed <u>2016-17</u>	Approved <u>2016-17</u>	Adopted <u>2016-17</u>
Total Revenues	6,135,715	5,487,696	5,940,141	7,581,787	7,581,787	7,581,787
Materials & Services	395,931	426,690	506,030	530,880	530,880	538,880
Capital Outlay	322,581	96,707	708,500	349,000	349,000	349,000
Transfers	205,000	8,535	0	0	0	0
Debt Service	90,649	414,002	410,414	409,634	409,634	409,634
Contingency	0	995,000	1,400,000	2,150,000	2,150,000	2,150,000
Unappropriated		0	2,903,735	3,676,318	3,676,318	3,650,218
Total Expenditures	1,014,161	1,940,934	5,928,679	7,115,832	7,115,832	7,097,732

EFFECTIVENESS INDICATORS: Planned expenditures and transfers executed in a timely manner with proper accounting and documentation, consistent with established Board policies and procedures.

INTERRELATIONSHIPS: Work with federal, state, non-profit and not-for-profit agencies to meet the needs of the citizens of the county by providing matching funds for programs when possible and by cooperating and participating in intergovernmental associations.

LINCOLN COUNTY
FY 2016-17 ANNUAL BUDGET
Fund: 101 -GENERAL FUND

ACCOUNT #		2013-2014 Actual	2014-2015 Actual	2015-2016 Budget	2016-2017 Proposed Budget	2016-2017 Approved Budget	2016-2017 Adopted Budget
Department: 991 - OTHER GENERAL GOVERNMENT							
<u>REVENUE</u>							
101-991-33124	ENERGY TRUST OF OREGON	-	-	20,000	8,000	8,000	8,000
101-991-33152	USFW REFUGE REVENUE ACT	2,807	2,627	-	2,700	2,700	2,700
101-991-36176	LOCAP FUNDS INTEREST	13,103	8,972	5,000	1,000	1,000	1,000
101-991-36859	LEASE PAYMENT FR EXTENSION DISTR	-	-	50,000	51,500	51,500	51,500
101-991-39100	LOAN PROCEEDS	356,264	-	-	-	-	-
101-991-39214	TRANSFER FROM BLDG RESERVE	-	-	5	-	-	-
101-991-40000	BEGINNING BALANCE	5,724,329	5,476,096	5,865,136	7,518,587	7,518,587	7,518,587
101-991-40006	PRIOR YEAR BALANCE-CCF	39,212	-	-	-	-	-
	TOTAL REVENUE	6,135,715	5,487,696	5,940,141	7,581,787	7,581,787	7,581,787
<u>MATERIALS & SERVICES</u>							
101-991-91401	TELEPHONE	11,293	9,383	5,000	-	-	-
101-991-92803	AUDIT EXPENSE	-	-	-	58,000	58,000	58,000
101-991-92901	MEMBERSHIP FEES & DUES	723	723	850	850	850	850
101-991-92902	OCZMA MEMBERSHIP	8,500	8,500	8,500	4,250	4,250	4,250
101-991-92903	OREGON CASCADE WEST COG	18,503	18,966	19,500	19,500	19,500	19,500
101-991-92904	ASSOCIATION OF OREGON COUNTIES	11,932	12,152	12,000	12,500	12,500	12,500
101-991-92907	COUNCIL/FORREST TRUST LAND COUN	5,116	5,596	10,550	10,500	10,500	10,500
101-991-92908	AOC-VETERANS' FUND DUES	1,284	1,284	1,375	1,375	1,375	1,375
101-991-92909	YAQUINA ECONOMIC DEVELOPMENT	200	200	200	350	350	350
101-991-92910	AOC/PUBLIC LAND ASSESSMENT	3,222	3,272	8,500	8,500	8,500	8,500
101-991-92913	NACo	921	921	975	975	975	975
101-991-92919	AOC/NACo REPRESENTATION EXPENSE	-	-	12,500	12,500	12,500	12,500
101-991-92920	ASSOCIATION OF O & C COUNTIES	-	-	3,330	3,330	3,330	3,330
101-991-93901	CONTRACTUAL SERVICES	-	450	5,000	5,000	5,000	5,000
101-991-93976	LINCOLN SOIL & WATER DISTRICT - ISCP	-	-	-	-	-	8,000
101-991-96101	FIDELITY BONDS	700	700	1,250	1,250	1,250	1,250
101-991-96301	PROPERTY/LIABILITY INSURANCE	241,268	255,101	287,500	287,500	287,500	287,500
101-991-96302	VEHICLE INSURANCE	16,298	19,717	22,000	26,000	26,000	26,000
101-991-96601	RENTALS OF SPACE	-	600	15,000	36,000	36,000	36,000
101-991-96703	POST EMERGENCY PREPAREDNESS	18,600	30,000	30,000	35,000	35,000	35,000
101-991-96902	ROAD BILLABLE COSTS	3,926	5,271	7,500	7,500	7,500	7,500
	TOTAL MATERIALS & SERVICES	342,486	372,835	451,530	530,880	530,880	538,880
<u>CAPITAL OUTLAY</u>							
101-991-97101	PROPERTY PURCHASE	207,404	-	615,000	250,000	250,000	250,000
101-991-97501	STRUCTURES & IMPROVEMENTS	74,682	-	25,000	25,000	25,000	25,000
101-991-97505	WIND PROJECT - ENERGY TRUST OF OREGON	-	10,677	21,500	25,000	25,000	25,000
101-991-98204	TELEPHONE SYSTEM CORE DEVICE	-	-	37,000	-	-	-
101-991-98207	BALLOT SCANNER	-	-	-	49,000	49,000	49,000
101-991-98814	TAX DEPT PAYMENT PROCESSOR	-	23,349	-	-	-	-
101-991-98824	IT INTERNET TRAFFIC SHAPER	23,625	-	-	-	-	-
101-991-98825	FINANCIAL SOFTWARE UPGRADE	16,871	62,680	10,000	-	-	-
	TOTAL CAPITAL OUTLAY	322,581	96,707	708,500	349,000	349,000	349,000
<u>DEBT SERVICE</u>							
101-991-99104	LOAN PRINCIPAL PAYMENT	-	259,700	264,000	274,000	274,000	274,000
101-991-99105	LOAN INTEREST PAYMENT	60,993	118,715	110,826	100,046	100,046	100,046
101-991-99106	CURRY PROPERTY PRINCIPAL	14,719	18,456	19,362	20,312	20,312	20,312
101-991-99107	CURRY PROPERTY INTEREST	14,937	17,131	16,226	15,276	15,276	15,276
	TOTAL DEBT SERVICE	90,649	414,002	410,414	409,634	409,634	409,634
<u>TRANSFERS</u>							
101-991-99201	TRANSFER TO VEHICLE REPLACEMENT FUND	200,000	8,535	-	-	-	-
101-991-99201	TRANSFER TO CAPITAL PROJECTS FUND	5,000	-	-	-	-	-
	TOTAL TRANSFERS	205,000	8,535	-	-	-	-

**FY 2016-17 ANNUAL BUDGET
Fund: 101 -GENERAL FUND**

ACCOUNT #		2013-2014 Actual	2014-2015 Actual	2015-2016 Budget	2016-2017 Proposed Budget	2016-2017 Approved Budget	2016-2017 Adopted Budget
Department: 991 - OTHER GENERAL GOVERNMENT							
<u>ENDING BALANCE</u>							
101-991-99501	CONTINGENCY	-	-	1,400,000	2,150,000	2,150,000	2,150,000
101-991-99602	RESERVED FOR SO JAIL VAN REPL	-	-	26,000	39,000	39,000	39,000
101-991-99603	COMPENSATED ABSENCES	-	-	1,315,000	1,292,000	1,292,000	1,292,000
101-991-99605	RESERVE FOR FUTURE DEBT SERVICE	-	-	-	307,500	307,500	307,500
101-991-99699	UNAPPROPRIATED FUND BALANCE	-	-	1,562,735	2,037,818	2,037,818	2,011,718
	TOTAL ENDING BALANCE	-	-	4,303,735	5,826,318	5,826,318	5,800,218
	TOTAL DEPARTMENT EXPENSE	960,716	892,078	5,874,179	7,115,832	7,115,832	7,097,732

**LINCOLN COUNTY
FY 2016-17 ANNUAL BUDGET
GENERAL FUND**

	2013-2014 Actual	2014-2015 Actual	2015-2016 Budget	2016-2017 Proposed Budget	2016-2017 Approved Budget	2016-2017 Adopted Budget
PUBLIC SAFETY PROGRAM SUMMARY						
REVENUE						
32XXX PERMITS AND FEES	165,822	176,858	135,200	128,150	128,150	128,150
33XXX INTERGOVERNMENTAL	4,639,170	4,194,431	4,806,766	4,674,648	4,674,648	4,674,648
34XXX CHARGES FOR SERVICES	614,859	527,424	637,510	547,600	547,600	547,600
35XXX FINES & FORFEITURES	60,854	50,200	55,000	55,000	55,000	55,000
36XXX MISCELLANEOUS	96,620	98,062	37,400	33,750	33,750	33,750
39XXX TRANSFERS FROM OTHER FUNDS	192	-	-	-	-	-
40XXX BEGINNING BALANCE	343,173	762,949	734,901	306,364	306,364	306,364
TOTAL REVENUE	5,920,690	5,809,923	6,406,777	5,745,512	5,745,512	5,745,512
EXPENDITURES						
PERSONNEL SERVICES	13,604,929	13,617,500	14,540,853	14,856,802	14,856,802	14,856,802
MATERIALS & SERVICES	3,566,536	3,832,778	4,062,500	3,972,306	3,972,306	3,977,306
CAPITAL OUTLAY	129,341	306,978	396,304	253,600	253,600	253,600
TOTAL PUBLIC SAFETY EXPENDITURES	17,300,806	17,757,256	18,999,657	19,082,708	19,082,708	19,087,708
OTHER APPROPRIATIONS						
TRANSFERS TO OTHER FUNDS	-	-	57,535	95,630	95,630	95,630
TOTAL # FTE: 146.35						

LINCOLN COUNTY, OREGON
GENERAL FUND (101)
DEPARTMENT: DRUG COURT (011)
A PUBLIC SAFETY PROGRAM

OBJECTIVE: To break the cycle of drug addiction and thereby reduce crime and save lives and families by providing evidence-based treatment and accountability. The Lincoln County Drug Court Program is a part of the Lincoln County Meth Initiative begun in 2000 and moved from County Counsel to the District Attorney’s Office in January of 2009.

FUNDING: The current source of finding is the Oregon State Criminal Justice Commission.

REVENUE AND EXPENDITURE SUMMARY

	Actual <u>2013-14</u>	Actual <u>2014-15</u>	Budget <u>2015-16</u>	Proposed <u>2016-17</u>	Approved <u>2016-17</u>	Adopted <u>2016-17</u>
Total Revenues	153,176	137,050	186,490	131,400	131,400	131,400
Personnel Services	55,930	49,087	46,896	47,397	47,397	47,397
Materials & Services	91,156	87,992	128,740	80,895	80,895	80,895
Total Expenditures	147,086	137,079	175,636	128,292	128,292	128,292
 Full-Time Positions	 0.75	 0.50	 0.50	 0.50	 0.50	 0.50

EFFECTIVENESS INDICATORS: Clean and sober parents and other addicts in recovery, and less recidivism as a result.

INTERRELATIONSHIPS: Lincoln County Circuit Court; Community Corrections; Reconnections; Siletz Tribal A&D; Department of Human Services (DHS); Lincoln County Health and Human Services Department; Lincoln County Sheriff’s Office; defense attorneys.

**LINCOLN COUNTY
FY 2016-17 ANNUAL BUDGET
Fund: 101 -GENERAL FUND**

ACCOUNT #	# FTE		2013-2014 Actual	2014-2015 Actual	2015-2016 Budget	2016-2017 Proposed Budget	2016-2017 Approved Budget	2016-2017 Adopted Budget
Department: 011 - DA - DRUG COURT								
<u>REVENUE</u>								
101-011-33226		IMPLEMENT & ENHANCE GRANT	138,292	137,050	186,490	131,400	131,400	131,400
101-011-33227		EDWARD BYRNE MEM GRANT	14,884	-	-	-	-	-
TOTAL REVENUE			153,176	137,050	186,490	131,400	131,400	131,400
<u>PERSONNEL SERVICES</u>								
101-011-90310	0.50	PAROLE & PROBATION OFFICER	35,942	33,959	34,008	34,600	34,600	34,600
101-011-90801		FICA	2,643	2,545	2,602	2,647	2,647	2,647
101-011-90802		401(K) RETIREMENT	4,023	3,888	3,741	3,806	3,806	3,806
101-011-90804		HEALTH INSURANCE	7,802	4,434	2,421	2,679	2,679	2,679
101-011-90805		DENTAL INSURANCE	979	701	326	333	333	333
101-011-90806		LIFE INSURANCE	29	27	36	36	36	36
101-011-90807		LTD INSURANCE	84	85	348	354	354	354
101-011-90808		WORKER'S COMPENSATION	2,196	1,999	1,984	1,673	1,673	1,673
101-011-90809		UNEMPLOYMENT	386	354	340	173	173	173
101-011-90811		DEFERRED COMPENSATION	366	354	340	346	346	346
101-011-90812		HEALTH SAVINGS ACCOUNT	1,481	741	750	750	750	750
	0.50	TOTAL PERSONNEL SERVICES	55,930	49,087	46,896	47,397	47,397	47,397
<u>MATERIALS & SERVICES</u>								
101-011-91101		TRAVEL EXPENSE	2,174	1,100	2,000	2,200	2,200	2,200
101-011-92801		PROFESSIONAL SERVICES	75,925	69,331	103,200	64,600	64,600	64,600
101-011-95101		MED/LAB/XRAY	12,243	11,199	16,540	9,335	9,335	9,335
101-011-95901		OTHER SUPPLIES	815	6,361	7,000	4,760	4,760	4,760
TOTAL MATERIALS & SERVICES			91,156	87,992	128,740	80,895	80,895	80,895
TOTAL DEPARTMENT EXPENSE			147,086	137,079	175,636	128,292	128,292	128,292

LINCOLN COUNTY, OREGON

GENERAL FUND (101)

DEPARTMENT: COMMUNITY JUSTICE - WORK CREW (124)

A PUBLIC SAFETY PROGRAM

OBJECTIVE: To provide a structure where out of custody offenders can perform labor intensive work that is a benefit to Lincoln County’s community. Courts, as well as Parole and Probation refer offenders to this program as an alternative to jail, fines, as part of their sentence or as a sanction.

WORK PLAN SUMMARY: Offenders meeting the work crew criteria are assigned a date and time to report to work crew. Crew members meet the work crew van and are closely monitored by the Work Crew Supervisor. After offenders complete a full day of work they are returned to the pick up location. All breaks and lunch are taken on-site and meals are the offender’s responsibility.

REVENUE AND EXPENDITURE SUMMARY

	Actual 2013-14	Actual 2014-15	Budget 2015-16	Proposed 2016-17	Approved 2016-17	Adopted 2016-17
Total Revenues	228,589	133,820	200,000	170,000	170,000	170,000
Personnel Services	231,686	227,929	232,277	242,001	242,001	242,001
Materials & Services	48,735	63,457	68,675	72,500	72,500	72,500
Total Expenditures	280,421	291,386	300,952	314,501	314,501	314,501
 Full-Time Positions	 2.75	 2.60	 2.60	 2.60	 2.60	 2.60

EFFECTIVENESS INDICATORS: Satisfactory completion of various projects and goals within appropriate time frames and within budget. Job skill development of offenders who are performing the work. Cost savings to the county as an alternative to incarceration in local jail.

INTERRELATIONSHIPS: Routing contacts are made with a large variety of federal, state and local agencies; Parole and Probation department, Road Department, County Parks, cities within the county and members of the community.

LINCOLN COUNTY
FY 2016-17 ANNUAL BUDGET
Fund: 101 -GENERAL FUND

ACCOUNT #	# FTE		2013-2014	2014-2015	2015-2016	2016-2017	2016-2017	2016-2017
			Actual	Actual	Budget	Proposed Budget	Approved Budget	Adopted Budget
Department: 124 - P&P - WORK CREW								
REVENUE								
101-124-34173		COUNTY WORK CREW FEES	228,589	133,820	200,000	170,000	170,000	170,000
		TOTAL REVENUE	228,589	133,820	200,000	170,000	170,000	170,000
PERSONNEL SERVICES								
101-124-90234	2.00	WORK CREW FOREMAN	107,389	106,153	102,030	106,934	106,934	106,934
101-124-90310	0.60	PAROLE & PROBATION OFFICER	42,668	38,305	40,405	42,136	42,136	42,136
101-124-90401		PART TIME < 1040 HRS/YEAR	102	-	-	-	-	-
101-124-90420		ON CALL EMPLOYEE	-	-	5,000	5,000	5,000	5,000
101-124-90801		FICA	10,844	10,959	11,279	11,786	11,786	11,786
101-124-90802		401(K) RETIREMENT	16,602	16,569	15,668	16,398	16,398	16,398
101-124-90804		HEALTH INSURANCE	29,782	32,378	33,032	36,561	36,561	36,561
101-124-90805		DENTAL INSURANCE	4,367	4,947	4,579	4,674	4,674	4,674
101-124-90806		LIFE INSURANCE	142	141	187	187	187	187
101-124-90807		LTD INSURANCE	410	441	1,456	1,524	1,524	1,524
101-124-90808		WORKER'S COMPENSATION	9,210	8,450	8,603	7,450	7,450	7,450
101-124-90809		UNEMPLOYMENT	1,573	1,506	1,474	770	770	770
101-124-90810		PEHP	360	382	360	360	360	360
101-124-90811		DEFERRED COMPENSATION	437	399	404	421	421	421
101-124-90812		HEALTH SAVINGS ACCOUNT	7,800	7,300	7,800	7,800	7,800	7,800
	2.60	TOTAL PERSONNEL SERVICES	231,686	227,929	232,277	242,001	242,001	242,001
MATERIALS & SERVICES								
101-124-91102		FLEET SERVICES	26,144	23,630	26,500	26,500	26,500	26,500
101-124-91201		MEALS & LODGING	674	427	500	500	500	500
101-124-91401		TELEPHONE	1,223	1,117	1,600	1,600	1,600	1,600
101-124-91601		PRINTING & PUBLICATIONS	-	-	75	-	-	-
101-124-92001		UTILITIES	121	739	2,000	2,000	2,000	2,000
101-124-92802		PROFESSIONAL CONFERENCE	400	400	400	400	400	400
101-124-93901		CONTRACTUAL SERVICES	-	7,389	-	-	-	-
101-124-94101		OFFICE SUPPLIES	42	9	100	100	100	100
101-124-94103		OPERATING SUPPLIES	13,081	22,040	20,000	22,000	22,000	22,000
101-124-94105		OFFICE SOFTWARE	2,900	3,621	5,500	5,500	5,500	5,500
101-124-95901		OTHER SUPPLIES	150	335	-	300	300	300
101-124-96601		RENTALS OF SPACE	4,000	3,750	12,000	13,350	13,350	13,350
		TOTAL MATERIALS & SERVICES	48,735	63,457	68,675	72,250	72,250	72,250
		TOTAL DEPARTMENT EXPENSE	280,421	291,386	300,952	314,251	314,251	314,251

LINCOLN COUNTY, OREGON

GENERAL FUND (101)

DEPARTMENT: COMMUNITY JUSTICE - COMMUNITY CORRECTIONS HB 3194 (125)

A PUBLIC SAFETY PROGRAM

OBJECTIVE: To maximize the public's safety and protection by providing supervision of adult offenders who are in the Lincoln County community. Parole services are primarily restricted to offenders who present an immediate public safety danger and are formally classified as "medium or high risk". To provide a cost-effective means of offender control in lieu of long-term prison or jail placement. To enhance long-term public safety by providing programs to support and aid in the transition and rehabilitation process.

WORK PLAN SUMMARY: Provide supervision and controls as authorized under law relevant to Parole, Post Prison, and local jail releases.

REVENUE AND EXPENDITURE SUMMARY

	Actual <u>2013-14</u>	Actual <u>2014-15</u>	Budget <u>2015-16</u>	Proposed <u>2016-17</u>	Approved <u>2016-17</u>	Adopted <u>2016-17</u>
Total Revenues	210,676	169,236	330,467	354,084	354,084	354,084
Personnel Services	41,440	86,193	92,415	171,692	171,692	171,692
Materials & Services	0	9,682	141,073	96,966	96,966	96,966
Total Expenditures	41,440	95,875	233,488	268,658	268,658	268,658
Full-Time Positions	1.00	1.00	1.00	1.75	1.75	1.75

EFFECTIVENESS INDICATORS: Recidivism; percentage of positive case closures; rate of high-risk cases to abscond; increase in restitution and fines to victims; intervention and controls for immediate public safety; feedback from community on performance and service satisfaction.

INTERRELATIONSHIPS: Entire Criminal Justice System: Municipal, City, County, State, Interstate Compact, and International Agents, Judges, District Attorneys, Police, Offenders, Parolees, Board of Commissioners, County Offices, Victims, Supporting Agencies; Local and Statewide; etc.

BUDGET NOTE: Program is fully funded by the state and through supervision fees received from offenders as set forth by statute. The "cost-effectiveness" of the County's fiscal operation relies heavily upon the use of the Community Corrections program to offset costs associated with long-term incarcerations. Hidden savings are realized in the reduction of victimization and lessening of court and trial, etc., expense. Offender payments for restitution and financial obligations are bolstered.

**LINCOLN COUNTY
FY 2016-17 ANNUAL BUDGET
Fund: 101 -GENERAL FUND**

ACCOUNT #	# FTE		2013-2014 Actual	2014-2015 Actual	2015-2016 Budget	2016-2017 Proposed Budget	2016-2017 Approved Budget	2016-2017 Adopted Budget
Department: 125 - P&P - HB 3194 FUNDING								
<u>REVENUE</u>								
101-125-33194		HB 3194 PAYMENTS	210,676	-	257,105	257,105	257,105	257,105
101-125-40000		BEGINNING BALANCE	-	169,236	73,362	96,979	96,979	96,979
TOTAL REVENUE			210,676	169,236	330,467	354,084	354,084	354,084
<u>PERSONNEL SERVICES</u>								
101-125-90247	0.75	PAROLE & PROBATION TECHNICIAN	-	-	8,568	35,727	35,727	35,727
101-125-90310	1.00	PAROLE & PROBATION OFFICER	31,774	64,453	44,643	51,618	51,618	51,618
101-125-90420		ON CALL EMPLOYEE	-	-	5,141	20,932	20,932	20,932
101-125-90603		TELEPHONE STIPEND	420	840	840	840	840	840
101-125-90801		FICA	2,344	5,282	4,464	8,347	8,347	8,347
101-125-90802		401(K) RETIREMENT	3,377	7,610	5,853	9,700	9,700	9,700
101-125-90804		HEALTH INSURANCE	600	1,200	13,107	27,524	27,524	27,524
101-125-90805		DENTAL INSURANCE	526	1,202	1,866	3,824	3,824	3,824
101-125-90806		LIFE INSURANCE	24	56	126	144	144	144
101-125-90807		LTD INSURANCE	70	173	373	902	902	902
101-125-90808		WORKER'S COMPENSATION	1,690	3,993	3,405	5,276	5,276	5,276
101-125-90809		UNEMPLOYMENT	307	692	584	546	546	546
101-125-90810		PEHP	-	-	-	180	180	180
101-125-90811		DEFERRED COMPENSATION	307	692	445	882	882	882
101-125-90812		HEALTH SAVINGS ACCOUNT	-	-	3,000	5,250	5,250	5,250
1.75		TOTAL PERSONNEL SERVICES	41,440	86,193	92,415	171,692	171,692	171,692
<u>MATERIALS & SERVICES</u>								
101-125-91401		TELEPHONE	-	-	-	960	960	960
101-125-91403		BUS PASSES	-	97	510	1,200	1,200	1,200
101-125-92001		UTILITIES	-	-	13,280	18,000	18,000	18,000
101-125-92201		BUILDING REPAIR	-	-	52,056	21,306	21,306	21,306
101-125-93901		CONTRACTUAL SERVICES	-	9,585	47,000	47,000	47,000	47,000
101-125-94102		FURNITURE & EQUIP < \$10,000	-	-	25,727	6,000	6,000	6,000
101-125-94301		JANITORIAL SUPPLIES	-	-	2,500	2,500	2,500	2,500
TOTAL MATERIALS & SERVICES			-	9,682	141,073	96,966	96,966	96,966
TOTAL DEPARTMENT EXPENSE			41,440	95,874	233,488	268,658	268,658	268,658

LINCOLN COUNTY, OREGON

GENERAL FUND (101)

DEPARTMENT: COMMUNITY JUSTICE - COMMUNITY CORRECTIONS (126)

A PUBLIC SAFETY PROGRAM

OBJECTIVE: To maximize the public’s safety and protection by providing supervision of adult offenders who are in the Lincoln County community. Parole and probation services are primarily restricted to offenders who present an immediate public safety danger and are formally classified as “medium or high risk”. To provide a cost-effective means of offender control in lieu of long-term prison or jail placement. To enhance long-term public safety by providing programs to support and aid in the transition and rehabilitation process.

WORK PLAN SUMMARY: Provide supervision and controls as authorized under law relevant to Parole, Post Prison, Probation, and local jail releases.

REVENUE AND EXPENDITURE SUMMARY

	Actual <u>2013-14</u>	Actual <u>2014-15</u>	Budget <u>2015-16</u>	Proposed <u>2016-17</u>	Approved <u>2016-17</u>	Adopted <u>2016-17</u>
Total Revenues	1,994,857	2,265,155	2,502,925	2,033,211	2,033,211	2,033,211
Personnel Services	792,140	913,759	1,074,218	1,109,450	1,109,450	1,109,450
Materials & Services	670,403	751,391	815,473	742,328	742,328	742,328
Total Expenditures	1,462,543	1,665,150	1,889,691	1,851,778	1,851,778	1,851,778
Full-Time Positions	9.85	9.85	11.20	11.20	11.20	11.20

EFFECTIVENESS INDICATORS: Recidivism; percentage of positive case closures; rate of high-risk cases to abscond; increase in restitution and fines to victims; intervention and controls for immediate public safety; feedback from community on performance and service satisfaction.

INTERRELATIONSHIPS: Entire Criminal Justice System: Municipal, City, County, State, Interstate Compact, and International Agents, Judges, District Attorneys, Police, Offenders, Probationers, Parolees, Board of Commissioners, County Offices, Victims, Supporting Agencies; Local and Statewide; etc.

BUDGET NOTE: Program is fully funded by the state and through supervision fees received from offenders as set forth by statute. The “cost-effectiveness” of the County’s fiscal operation relies heavily upon the use of the Community Corrections program to offset costs associated with long-term incarcerations. Hidden savings are realized in the reduction of victimization and lessening of court and trial, etc., expense. Offender payments for restitution and financial obligations are bolstered.

LINCOLN COUNTY
FY 2016-17 ANNUAL BUDGET
Fund: 101 -GENERAL FUND

ACCOUNT #	# FTE		2013-2014	2014-2015	2015-2016	2016-2017	2016-2017	2016-2017
			Actual	Actual	Budget	Proposed Budget	Approved Budget	Adopted Budget
Department: 126 - PAROLE & PROBATION (P&P) COMMUNITY CORRECTIONS								
REVENUE								
101-126-33325		BALLISTIC VEST GRANT	-	2,475	-	-	-	-
101-126-33360		COMMUNITY CORRECTIONS ACT	1,613,119	1,619,253	1,791,920	1,720,698	1,720,698	1,720,698
101-126-34126		SUPERVISORY FEES	111,434	110,581	110,000	110,000	110,000	110,000
101-126-36990		MISCELLANEOUS	151	532	500	500	500	500
101-126-40000		BEGINNING BALANCE	270,153	532,314	600,505	202,013	202,013	202,013
		TOTAL REVENUE	1,994,857	2,265,155	2,502,925	2,033,211	2,033,211	2,033,211
PERSONNEL SERVICES								
101-126-90201	0.70	DIRECTOR	73,576	75,614	78,640	81,568	81,568	81,568
101-126-90221	1.00	OFFICE MANAGER	50,202	51,480	54,490	57,109	57,109	57,109
101-126-90241	2.00	PAROLE & PROBATION SUPERVISOR	57,676	75,636	148,091	154,171	154,171	154,171
101-126-90247	1.00	P & P TECHNICIAN	20,400	38,371	46,058	48,271	48,271	48,271
101-126-90310	5.50	PAROLE & PROBATION OFFICER	280,608	320,790	331,270	341,185	341,185	341,185
101-126-90321	1.00	OFFICE ASSISTANT	48,054	49,284	50,145	51,025	51,025	51,025
101-126-90501		OVERTIME	-	-	2,500	2,500	2,500	2,500
101-126-90603		TELEPHONE STIPEND	4,445	5,040	6,300	6,720	6,720	6,720
101-126-90801		FICA	38,746	46,967	54,406	56,805	56,805	56,805
101-126-90802		401(K) RETIREMENT	58,393	70,611	77,956	81,405	81,405	81,405
101-126-90804		HEALTH INSURANCE	82,350	90,185	117,333	129,871	129,871	129,871
101-126-90805		DENTAL INSURANCE	12,560	14,567	15,617	15,942	15,942	15,942
101-126-90806		LIFE INSURANCE	452	551	806	806	806	806
101-126-90807		LTD INSURANCE	1,301	1,719	7,246	7,566	7,566	7,566
101-126-90808		WORKER'S COMPENSATION	32,366	37,121	41,500	35,904	35,904	35,904
101-126-90809		UNEMPLOYMENT	5,505	6,420	7,112	3,713	3,713	3,713
101-126-90810		PEHP	1,248	1,410	1,560	1,560	1,560	1,560
101-126-90811		DEFERRED COMPENSATION	2,880	3,378	3,338	3,479	3,479	3,479
101-126-90812		HEALTH SAVINGS ACCOUNT	21,377	24,617	29,850	29,850	29,850	29,850
11.20		TOTAL PERSONNEL SERVICES	792,140	913,759	1,074,218	1,109,450	1,109,450	1,109,450
MATERIALS & SERVICES								
101-126-91101		TRAVEL EXPENSE	519	921	1,200	1,200	1,200	1,200
101-126-91102		FLEET SERVICES	20,190	21,285	24,000	24,000	24,000	24,000
101-126-91201		MEALS & LODGING	3,342	3,411	5,000	4,000	4,000	4,000
101-126-91401		TELEPHONE	4,038	5,880	11,000	11,000	11,000	11,000
101-126-91501		POSTAGE	3,164	2,953	3,000	3,000	3,000	3,000
101-126-91601		PRINTING & PUBLICATIONS	1,071	627	1,400	1,400	1,400	1,400
101-126-92001		UTILITIES	6,427	6,251	8,000	8,000	8,000	8,000
101-126-92801		PROFESSIONAL SERVICES	3,418	16,774	-	450	450	450
101-126-92802		PROFESSIONAL CONFERENCE	103	285	1,600	500	500	500
101-126-92901		MEMBERSHIP FEES & DUES	1,015	1,195	1,500	1,500	1,500	1,500
101-126-93901		CONTRACTUAL SERVICES	4,719	21,772	19,000	13,000	13,000	13,000
101-126-93910		CLIENT SUBSIDY	1,578	6,915	20,340	7,000	7,000	7,000
101-126-93911		M 57 FUND	39,963	28,167	40,000	40,000	40,000	40,000
101-126-93912		AIP PROGRAM EXPENSES	4,881	1,197	4,000	5,766	5,766	5,766
101-126-94101		OFFICE SUPPLIES	3,483	5,830	4,000	15,500	15,500	15,500
101-126-94102		FURNITURE & EQUIP < \$10,000	4,145	26,011	35,000	-	-	-
101-126-94103		OPERATING SUPPLIES	5,357	8,045	12,000	14,000	14,000	14,000
101-126-94210		COPIER SERVICES	2,600	2,560	2,600	2,600	2,600	2,600
101-126-95101		MED/LAB/XRAY	3,779	3,918	5,000	5,000	5,000	5,000
101-126-95102		MEDICAL SUPPLIES	577	451	800	800	800	800
101-126-95202		CONTINUING EDUCATION	1,290	-	-	-	-	-
101-126-95904		AMMUNITION/FIREARMS	420	3,714	2,000	2,000	2,000	2,000
101-126-96601		RENTALS OF SPACE	51,600	53,786	52,200	52,200	52,200	52,200
101-126-96602		JAIL BED RENTAL	429,412	429,412	429,412	429,412	429,412	429,412
101-126-96901		INDIRECT COST ALLOCATION	73,314	100,032	132,421	100,000	100,000	100,000
		TOTAL MATERIALS & SERVICES	670,403	751,391	815,473	742,328	742,328	742,328
		TOTAL DEPARTMENT EXPENSE	1,462,543	1,665,150	1,889,691	1,851,778	1,851,778	1,851,778

LINCOLN COUNTY, OREGON

GENERAL FUND (101)

DEPARTMENT: COMMUNITY JUSTICE - ELECTRONIC HOME DETENTION (127)

A PUBLIC SAFETY PROGRAM

OBJECTIVE: To maximize the public's safety and protection by providing electronic supervision of adult offenders who are in the Lincoln County community as an alternative to jail.

WORK PLAN SUMMARY: Providing electronic home detention and movement tracking by using global positioning satellite equipment.

REVENUE AND EXPENDITURE SUMMARY

	<u>Actual</u> <u>2013-14</u>	<u>Actual</u> <u>2014-15</u>	<u>Budget</u> <u>2015-16</u>	<u>Proposed</u> <u>2016-17</u>	<u>Approved</u> <u>2016-17</u>	<u>Adopted</u> <u>2016-17</u>
Total Revenues	5,582	4,964	20,604	20,600	20,600	20,600
Personnel Services	38,569	40,087	42,115	43,790	43,790	43,790
Materials & Services	4,901	7,382	19,500	19,500	19,500	19,500
Total Expenditures	43,470	47,469	61,615	63,290	63,290	63,290
Full-Time Positions	0.35	0.40	0.40	0.40	0.40	0.40

**LINCOLN COUNTY
FY 2016-17 ANNUAL BUDGET
Fund: 101 -GENERAL FUND**

ACCOUNT #	# FTE		2013-2014 Actual	2014-2015 Actual	2015-2016 Budget	2016-2017 Proposed Budget	2016-2017 Approved Budget	2016-2017 Adopted Budget
Department: 127 - P&P - ELECTRONIC HOME DETENTION								
<u>REVENUE</u>								
101-127-33910		SVDO REIMBURSEMENT	993	-	1,604	1,600	1,600	1,600
101-127-34128		EHD FEES	4,588	4,964	19,000	19,000	19,000	19,000
TOTAL REVENUE			5,581	4,964	20,604	20,600	20,600	20,600
<u>PERSONNEL SERVICES</u>								
101-127-90241		PAROLE & PROBATION SUPERVISOR	1,817	-	-	-	-	-
101-127-90310	0.40	PAROLE & PROBATION OFFICER	23,148	25,537	26,937	28,091	28,091	28,091
101-127-90801		FICA	1,867	1,890	2,061	2,149	2,149	2,149
101-127-90802		401(K) RETIREMENT	2,753	2,928	2,963	3,090	3,090	3,090
101-127-90804		HEALTH INSURANCE	5,035	5,509	5,684	6,291	6,291	6,291
101-127-90805		DENTAL INSURANCE	696	891	856	874	874	874
101-127-90806		LIFE INSURANCE	19	22	29	29	29	29
101-127-90807		LTD INSURANCE	56	69	275	287	287	287
101-127-90808		WORKER'S COMPENSATION	1,458	1,508	1,572	1,358	1,358	1,358
101-127-90809		UNEMPLOYMENT	262	266	269	140	140	140
101-127-90810		PEHP	8	-	-	-	-	-
101-127-90811		DEFERRED COMPENSATION	250	266	269	281	281	281
101-127-90812		HEALTH SAVINGS ACCOUNT	1,200	1,200	1,200	1,200	1,200	1,200
	0.40	TOTAL PERSONNEL SERVICES	38,569	40,087	42,115	43,790	43,790	43,790
<u>MATERIALS & SERVICES</u>								
101-127-91102		FLEET SERVICES	425	342	500	500	500	500
101-127-93901		CONTRACTUAL SERVICES	4,476	7,040	19,000	19,000	19,000	19,000
TOTAL MATERIALS & SERVICES			4,901	7,382	19,500	19,500	19,500	19,500
TOTAL DEPARTMENT EXPENSE			43,470	47,469	61,615	63,290	63,290	63,290

**LINCOLN COUNTY, OREGON
GENERAL FUND (101)**

DEPARTMENT: DISTRICT ATTORNEY (130)

A PUBLIC SAFETY PROGRAM

OBJECTIVE: The Lincoln County District Attorney's Office, in collaboration with partners in the community, is dedicated to making Lincoln County a safe place by seeking justice with integrity and compassion; we hold offenders accountable for their actions, provided services to crime victims, fight to ensure child support obligations are met, and give a voice to children and adults who are victimized by crime.

The District Attorney is a non-partisan elected official. The primary revenue sources are the County General Fund and numerous grants. Each year, the District Attorney's office reviews approximately 4,822 cases referred by local and state law enforcement agencies. In addition, there are approximately 500 child support enforcement cases at any given time.

REVENUE AND EXPENDITURE SUMMARY

	<u>Actual</u> <u>2013-14</u>	<u>Actual</u> <u>2014-15</u>	<u>Budget</u> <u>2015-16</u>	<u>Proposed</u> <u>2016-17</u>	<u>Approved</u> <u>2016-17</u>	<u>Adopted</u> <u>2016-17</u>
Total Revenues	79,569	90,990	61,281	95,965	95,965	95,965
Personnel Services	1,419,287	1,629,601	1,722,052	1,817,760	1,817,760	1,817,760
Materials & Services	128,272	135,634	188,421	202,245	202,245	202,245
Total Expenditures	1,547,559	1,765,235	1,910,473	2,020,005	2,020,005	2,020,005
Full-Time Positions	17.30	20.50	20.50	22.00	22.00	22.00

EFFECTIVENESS INDICATORS: 1) Number of cases reviewed and handled in a timely, efficient manner that holds offenders accountable and provides support for victims; and 2) functional and effective relationships with law enforcement and other key agency partners to promote and enhance public safety in Lincoln County.

INTERRELATIONSHIPS: Local and State law enforcement agencies; Lincoln County Circuit Court; Community Corrections; My Sister's Place; Juvenile Department; Domestic Violence Council; Crossroads; Department of Human Services (DHS); Major Crime Team (MCT); Child Abuse Multi-Disciplinary Team (MDT); Major Crash Team (MCT); Sexual Abuse Response Team (SART); Elder Abuse Multi-Disciplinary Team (Elder Abuse MDT); Domestic Abuse Response Team (DART); Local Public Safety Coordinating Council (LPSCC); and the Lincoln County Children's Advocacy Center (CAC).

LINCOLN COUNTY
FY 2016-17 ANNUAL BUDGET
Fund: 101 -GENERAL FUND

ACCOUNT #	# FTE		2013-2014 Actual	2014-2015 Actual	2015-2016 Budget	2016-2017 Proposed Budget	2016-2017 Approved Budget	2016-2017 Adopted Budget
Department: 130 - DISTRICT ATTORNEY (DA)								
<u>REVENUE</u>								
101-130-34210		COPY SALES	77,903	89,300	60,000	95,000	95,000	95,000
101-130-36650		REFUNDS & REIMBURSEMENTS	360	444	400	600	600	600
101-130-40007		MAJOR CRIME TEAM BEG. BAL.	1,306	1,246	881	365	365	365
TOTAL REVENUE			79,569	90,990	61,281	95,965	95,965	95,965
<u>PERSONNEL SERVICES</u>								
101-130-90106	1.00	DISTRICT ATTORNEY	13,758	14,628	14,880	15,144	15,144	15,144
101-130-90207	1.00	CHIEF DEPUTY DISTRICT ATTORNEY	82,769	95,305	101,656	103,439	103,439	103,439
101-130-90221	1.00	OFFICE MANAGER	61,632	63,236	66,642	69,845	69,845	69,845
101-130-90239	1.00	EXECUTIVE ASSISTANT	41,784	42,852	44,362	46,494	46,494	46,494
101-130-90269	1.00	SPECIAL PROGRAMS COORDINATOR	-	17,632	43,737	45,839	45,839	45,839
101-130-90305	7.00	DEPUTY DISTRICT ATTORNEY	425,985	505,046	486,604	484,963	484,963	484,963
101-130-90314	1.00	VICTIM ADVOCATE	-	42,348	43,953	46,065	46,065	46,065
101-130-90318	1.00	INVESTIGATOR	70,260	73,408	73,680	74,972	74,972	74,972
101-130-90340	7.00	LEGAL ASSISTANT	250,405	248,909	259,085	306,581	306,581	306,581
101-130-90342		CASEWORKERS	5,228	-	-	-	-	-
101-130-90401		PART TIME < 1040 HRS/YEAR	22,966	27,349	26,500	26,500	26,500	26,500
101-130-90501		OVERTIME	43	-	-	-	-	-
101-130-90603		TELEPHONE STIPEND	945	2,748	3,360	3,360	3,360	3,360
101-130-90801		FICA	71,392	86,880	87,403	91,736	91,736	91,736
101-130-90802		401(K) RETIREMENT	103,078	124,720	122,763	128,993	128,993	128,993
101-130-90804		HEALTH INSURANCE	168,479	164,977	211,361	247,966	247,966	247,966
101-130-90805		DENTAL INSURANCE	22,552	25,599	28,882	32,165	32,165	32,165
101-130-90806		LIFE INSURANCE	822	1,028	1,368	1,440	1,440	1,440
101-130-90807		LTD INSURANCE	2,368	3,208	11,482	12,080	12,080	12,080
101-130-90808		WORKER'S COMPENSATION	22,875	27,598	27,169	16,653	16,653	16,653
101-130-90809		UNEMPLOYMENT	9,976	11,608	11,425	6,105	6,105	6,105
101-130-90810		PEHP	3,098	3,525	3,240	3,420	3,420	3,420
101-130-90812		HEALTH SAVINGS ACCOUNT	38,874	47,000	52,500	54,000	54,000	54,000
21.00		TOTAL PERSONNEL SERVICES	1,419,287	1,629,601	1,722,052	1,817,760	1,817,760	1,817,760
<u>MATERIALS & SERVICES</u>								
101-130-91101		TRAVEL EXPENSE	3,221	3,399	7,740	7,800	7,800	7,800
101-130-91102		FLEET SERVICES	4,113	4,341	5,000	5,500	5,500	5,500
101-130-91201		MEALS & LODGING	13,783	14,571	17,000	17,000	17,000	17,000
101-130-91401		TELEPHONE	4,624	5,691	4,000	4,600	4,600	4,600
101-130-91501		POSTAGE	3,384	3,887	4,000	4,000	4,000	4,000
101-130-91601		PRINTING & PUBLICATIONS	3,810	4,491	3,200	3,200	3,200	3,200
101-130-92801		PROFESSIONAL SERVICES	5,029	21,683	50,000	30,000	30,000	30,000
101-130-92802		PROFESSIONAL CONFERENCE	2,619	7,605	18,500	8,500	8,500	8,500
101-130-92901		MEMBERSHIP FEES & DUES	6,445	8,420	7,200	7,200	7,200	7,200
101-130-93301		MAINTENANCE AGREEMENTS	677	14,177	1,200	14,700	14,700	14,700
101-130-93901		CONTRACTUAL SERVICES	14,994	3,891	3,000	15,680	15,680	15,680
101-130-93952		WITNESSES/DA	21,637	2,270	25,000	32,000	32,000	32,000
101-130-94101		OFFICE SUPPLIES	16,322	16,379	17,000	17,000	17,000	17,000
101-130-94102		FURNITURE & EQUIP < \$10,000	366	3,481	2,000	5,000	5,000	5,000
101-130-94210		COPIER SERVICES	13,792	11,438	12,000	12,000	12,000	12,000
101-130-95101		MED/LAB/XRAY	-	670	700	700	700	700
101-130-95201		EDUCATION & LIBRARY	10,638	5,498	7,000	7,000	7,000	7,000
101-130-95202		CONTINUING EDUCATION	-	290	-	-	-	-
101-130-95901		OTHER SUPPLIES	2,759	3,288	3,000	10,000	10,000	10,000
101-130-95922		MAJOR CRIME TEAM EXPENSE	60	165	881	365	365	365
TOTAL MATERIALS & SERVICES			128,272	135,634	188,421	202,245	202,245	202,245
TOTAL DEPARTMENT EXPENSE			1,547,559	1,765,235	1,910,473	2,020,005	2,020,005	2,020,005

LINCOLN COUNTY, OREGON
GENERAL FUND (101)
DEPARTMENT: MEDICAL EXAMINER (134)
A PUBLIC SAFETY PROGRAM

OBJECTIVE: To provide for the investigation of all deaths which occur outside of institutions, and to process death certificates. Medical Examiner services are contracted with a local physician, who works closely with the District Attorney’s Investigator and Major Crime Team.

REVENUE AND EXPENDITURE SUMMARY

	<u>Actual</u> <u>2013-14</u>	<u>Actual</u> <u>2014-15</u>	<u>Budget</u> <u>2015-16</u>	<u>Proposed</u> <u>2016-17</u>	<u>Approved</u> <u>2016-17</u>	<u>Adopted</u> <u>2016-17</u>
Total Revenues	0	0	0	0	0	0
Materials & Services	41,656	44,740	46,000	45,500	45,500	45,500
Total Expenditures	41,656	44,740	46,000	45,500	45,500	45,500

INTERRELATIONSHIPS: Mortuaries, hospitals, doctors, State Medical Examiner’s Office, and law enforcement agencies operating in Lincoln County.

**LINCOLN COUNTY
 FY 2016-17 ANNUAL BUDGET
 Fund: 101 -GENERAL FUND**

ACCOUNT #		2013-2014 Actual	2014-2015 Actual	2015-2016 Budget	2016-2017 Proposed Budget	2016-2017 Approved Budget	2016-2017 Adopted Budget
Department: 134 - DA - MEDICAL EXAMINER							
<u>MATERIALS & SERVICES</u>							
101-134-91201	MEALS & LODGING	-	-	500	-	-	-
101-134-92813	DOCTORS/MEDICAL EXAMINERS FEES	39,996	39,996	40,000	40,000	40,000	40,000
101-134-93929	MORTUARY/AUTOPSY	1,660	4,744	4,000	5,500	5,500	5,500
101-134-94103	OPERATING SUPPLIES	-	-	500	-	-	-
101-134-95202	CONTINUING EDUCATION	-	-	500	-	-	-
101-134-95901	OTHER SUPPLIES	-	-	500	-	-	-
	TOTAL MATERIALS & SERVICES	41,656	44,740	46,000	45,500	45,500	45,500
	TOTAL DEPARTMENT EXPENSE	41,656	44,740	46,000	45,500	45,500	45,500

**LINCOLN COUNTY, OREGON
GENERAL FUND (101)**

DEPARTMENT: CHILD SUPPORT ENFORCEMENT (135)

A PUBLIC SAFETY PROGRAM

OBJECTIVE: To enforce child support obligations in accordance with state and federal law, and collect current and past due child support payments on behalf of those to whom payments are due.

FUNDING: The source of this funding is a federal grant administered through the state (66%), and remainder is through the County General Fund (34%).

REVENUE AND EXPENDITURE SUMMARY

	<u>Actual</u> <u>2013-14</u>	<u>Actual</u> <u>2014-15</u>	<u>Budget</u> <u>2015-16</u>	<u>Proposed</u> <u>2016-17</u>	<u>Approved</u> <u>2016-17</u>	<u>Adopted</u> <u>2016-17</u>
Total Revenues	183,185	210,113	194,533	236,109	236,109	236,109
Personnel Services	239,248	281,296	287,250	295,390	295,390	295,390
Materials & Services	6,557	6,678	10,700	9,400	9,400	9,400
Total Expenditures	245,805	287,974	297,950	304,790	304,790	304,790
Full-Time Positions	2.70	3.00	3.00	3.00	3.00	3.00

INTERRELATIONSHIPS: The Child Support Division of the Oregon Department of Justice and members of the public.

**LINCOLN COUNTY
FY 2016-17 ANNUAL BUDGET
Fund: 101 -GENERAL FUND**

ACCOUNT #	# FTE		2013-2014	2014-2015	2015-2016	2016-2017	2016-2017	2016-2017
			Actual	Actual	Budget	Proposed Budget	Approved Budget	Adopted Budget
Department: 135 - DA - CHILD SUPPORT ENFORCEMENT								
REVENUE								
101-135-33155		CHILD SUPPORT ENFORCEMENT	176,830	208,692	193,453	234,688	234,688	234,688
101-135-33156		SUPPORT ENFORCEMENT INCENTIVE	5,461	-	-	-	-	-
101-135-33157		\$25 ANNUAL FEDERAL FEE	894	1,421	1,080	1,421	1,421	1,421
TOTAL REVENUE			183,185	210,113	194,533	236,109	236,109	236,109
PERSONNEL SERVICES								
101-135-90305	1.00	DEPUTY DISTRICT ATTORNEY	77,961	95,100	95,106	95,106	95,106	95,106
101-135-90342	2.00	CASEWORKERS	78,956	92,280	95,784	100,900	100,900	100,900
101-135-90801		FICA	11,307	13,769	14,603	14,994	14,994	14,994
101-135-90802		401(K) RETIREMENT	17,231	21,286	20,998	21,561	21,561	21,561
101-135-90804		HEALTH INSURANCE	37,096	37,529	38,716	42,852	42,852	42,852
101-135-90805		DENTAL INSURANCE	4,520	5,659	5,435	5,549	5,549	5,549
101-135-90806		LIFE INSURANCE	150	167	216	216	216	216
101-135-90807		LTD INSURANCE	431	519	1,404	2,004	2,004	2,004
101-135-90808		WORKER'S COMPENSATION	3,219	4,052	4,079	2,228	2,228	2,228
101-135-90809		UNEMPLOYMENT	1,625	1,935	1,909	980	980	980
101-135-90812		HEALTH SAVINGS ACCOUNT	6,751	9,000	9,000	9,000	9,000	9,000
3.00		TOTAL PERSONNEL SERVICES	239,248	281,296	287,250	295,390	295,390	295,390
MATERIALS & SERVICES								
101-135-91101		TRAVEL EXPENSE	444	351	600	600	600	600
101-135-91201		MEALS & LODGING	1,110	476	500	500	500	500
101-135-91401		TELEPHONE	200	182	500	200	200	200
101-135-91501		POSTAGE	2,050	3,289	3,800	3,500	3,500	3,500
101-135-91601		PRINTING & PUBLICATIONS	28	174	200	200	200	200
101-135-92801		PROFESSIONAL SERVICES	289	102	300	650	650	650
101-135-92802		PROFESSIONAL CONFERENCE	240	180	300	300	300	300
101-135-93944		SUPPORT ENFORCEMENT INCENTIVE	929	348	2,000	-	-	-
101-135-94101		OFFICE SUPPLIES	1,268	1,482	2,000	2,900	2,900	2,900
101-135-94210		COPIER SERVICES	-	-	-	400	400	400
101-135-95101		MED/LAB/XRAY	-	93	500	150	150	150
TOTAL MATERIALS & SERVICES			6,557	6,678	10,700	9,400	9,400	9,400
TOTAL DEPARTMENT EXPENSE			245,805	287,974	297,950	304,790	304,790	304,790

**LINCOLN COUNTY, OREGON
GENERAL FUND (101)**

DEPARTMENT: RURAL DOMESTIC VIOLENCE PASSTHROUGH GRANT (142)

A PUBLIC SAFETY PROGRAM

OBJECTIVE: Provide a detective who will support the coordinated efforts of Lincoln County Domestic Violence Court and dockets through: timely follow-up investigation, rapid response to law enforcement reports of domestic violence, sexual assault, dating/teen violence, and stalking; and compliance monitoring for those offenders who are not being supervised by Parole & Probation.

FUNDING: The source of this funding originates from the Office of Violence Against Women at the U.S. Department of Justice through My Sister’s Place of Newport (the grant administrator).

REVENUE AND EXPENDITURE SUMMARY

	<u>Actual 2013-14</u>	<u>Actual 2014-15</u>	<u>Budget 2015-16</u>	<u>Proposed 2016-17</u>	<u>Approved 2016-17</u>	<u>Adopted 2016-17</u>
Total Revenues	0	0	0	69,068	69,068	69,068
Personnel Services	0	0	0	66,742	66,742	66,742
Materials & Services	0	0	0	2,326	2,326	2,326
Total Expenditures	0	0	0	69,068	69,068	69,068
 Full-Time Positions	 0.00	 0.00	 0.00	 1.00	 1.00	 1.00

EFFECTIVENESS INDICATORS: Less domestic violence, sexual assault, teen/dating violence, and stalking victims in Lincoln County.

INTERRELATIONSHIPS: Lincoln County Circuit Court, My Sister's Place, Lincoln County Sheriff's Office, Oregon State Police, Newport Police Department, Lincoln City Police Department, Toledo Police Department, and Lincoln County Domestic Violence Council.

**LINCOLN COUNTY
FY 2016-17 ANNUAL BUDGET
Fund: 101 -GENERAL FUND**

ACCOUNT #	# FTE		2013-2014 Actual	2014-2015 Actual	2015-2016 Budget	2016-2017 Proposed Budget	2016-2017 Approved Budget	2016-2017 Adopted Budget
Department: 142 - "MY SISTER'S PLACE" GRANT								
<u>REVENUE</u>								
101-142-33135		MY SISTER'S PLACE PASS-THROUGH	-	-	-	69,068	69,068	69,068
TOTAL REVENUE			-	-	-	69,068	69,068	69,068
<u>PERSONNEL SERVICES</u>								
101-142-90318	1.00	INVESTIGATOR	-	-	-	41,425	41,425	41,425
101-142-90801		FICA	-	-	-	3,169	3,169	3,169
101-142-90802		401(k) RETIREMENT	-	-	-	4,557	4,557	4,557
101-142-90804		HEALTH INSURANCE	-	-	-	11,796	11,796	11,796
101-142-90805		DENTAL INSURANCE	-	-	-	1,639	1,639	1,639
101-142-90806		LIFE INSURANCE	-	-	-	54	54	54
101-142-90807		LTD INSURANCE	-	-	-	424	424	424
101-142-90808		WORKERS' COMPENSATION	-	-	-	471	471	471
101-142-90809		UNEMPLOYMENT	-	-	-	207	207	207
101-142-90812		HEALTH SAVINGS ACCOUNT	-	-	-	3,000	3,000	3,000
1.00		TOTAL PERSONNEL SERVICES	-	-	-	66,742	66,742	66,742
<u>MATERIALS & SERVICES</u>								
101-142-91101		TRAVEL EXPENSE	-	-	-	1,326	1,326	1,326
101-142-91201		MEALS & LODGING	-	-	-	1,000	1,000	1,000
TOTAL MATERIALS & SERVICES			-	-	-	2,326	2,326	2,326
TOTAL DEPARTMENT EXPENSE			-	-	-	69,068	69,068	69,068

LINCOLN COUNTY, OREGON

GENERAL FUND (101)

DEPARTMENT: VICTIM'S ASSISTANCE (150)

A PUBLIC SAFETY PROGRAM

OBJECTIVE: To provide direct services for victims of crime, including, but not limited to, notification of crime victims' rights, notification of court proceedings, assistance with resources referral, assistance with crime victim compensation applications, and advocacy in court proceedings. This program provides part-time victim assistants.

FUNDING: The source of this funding is the Oregon State Department of Justice Crime Victims' Services Division.

REVENUE AND EXPENDITURE SUMMARY

	Actual <u>2013-14</u>	Actual <u>2014-15</u>	Budget <u>2015-16</u>	Proposed <u>2016-17</u>	Approved <u>2016-17</u>	Adopted <u>2016-17</u>
Total Revenues	59,005	28,466	40,077	39,353	39,353	39,353
Personnel Services	85,115	35,404	38,530	32,929	32,929	32,929
Materials & Services	998	363	0	0	0	0
Total Expenditures	86,113	35,767	38,530	32,929	32,929	32,929
Full-Time Positions	1.00	1.50	0.60	0.60	0.60	0.60

INTERRELATIONSHIPS: Crime victims and their families; volunteers; local and state law enforcement agencies; Lincoln County Circuit Court; My Sister's Place; Domestic Violence Council; Crossroads; Child Abuse Multi-Disciplinary Team (MDT); Sexual Abuse Response Team (SART); Elder Abuse Multi-Disciplinary Team (Elder Abuse MDT); Domestic Abuse Response team (DART); and the Lincoln County Children's Advocacy Center (CAC).

**LINCOLN COUNTY
FY 2016-17 ANNUAL BUDGET
Fund: 101 -GENERAL FUND**

ACCOUNT #		2013-2014 Actual	2014-2015 Actual	2015-2016 Budget	2016-2017 Proposed Budget	2016-2017 Approved Budget	2016-2017 Adopted Budget
Department: 150 - DA - VICTIM'S ASSISTANCE PROGRAM							
<u>REVENUE</u>							
101-150-33170	STATE SHARING/UNITARY GRANT	47,444	28,466	40,077	37,808	37,808	37,808
101-150-40000	BEGINNING BALANCE	11,561	-	-	1,545	1,545	1,545
	TOTAL REVENUE	59,005	28,466	40,077	39,353	39,353	39,353
<u>PERSONNEL SERVICES</u>							
101-150-90219	CASE MANAGER/SUPERVISOR	-	-	1,320	-	-	-
101-150-90314	VICTIM ADVOCATE	27,602	-	-	-	-	-
101-150-90401	PART TIME < 1040 HRS/YEAR	35,412	31,615	33,061	30,131	30,131	30,131
101-150-90501	OVERTIME	60	-	-	-	-	-
101-150-90801	FICA	4,638	2,652	2,630	2,305	2,305	2,305
101-150-90802	401(K) RETIREMENT	2,846	-	145	-	-	-
101-150-90804	HEALTH INSURANCE	8,214	-	248	-	-	-
101-150-90805	DENTAL INSURANCE	1,180	-	30	-	-	-
101-150-90806	LIFE INSURANCE	36	-	2	-	-	-
101-150-90807	LTD INSURANCE	102	-	10	-	-	-
101-150-90808	WORKER'S COMPENSATION	1,390	790	735	342	342	342
101-150-90809	UNEMPLOYMENT	634	348	344	151	151	151
101-150-90810	PEHP	-	-	5	-	-	-
101-150-90812	HEALTH SAVINGS ACCOUNT	3,000	-	-	-	-	-
	TOTAL PERSONNEL SERVICES	85,115	35,404	38,530	32,929	32,929	32,929
<u>MATERIALS & SERVICES</u>							
101-150-91101	TRAVEL EXPENSE	-	102	-	-	-	-
101-150-91201	MEALS & LODGING	548	261	-	-	-	-
101-150-95202	CONTINUING EDUCATION	450	-	-	-	-	-
	TOTAL MATERIALS & SERVICES	998	363	-	-	-	-
	TOTAL DEPARTMENT EXPENSE	86,113	35,767	38,530	32,929	32,929	32,929

LINCOLN COUNTY, OREGON

GENERAL FUND (101)

DEPARTMENT: VICTIM ASSISTANCE PROGRAM-VICTIMS OF CRIME ACT (VOCA) (155)

A PUBLIC SAFETY PROGRAM

OBJECTIVE: To provide direct services for victims of crime, including, but not limited to, notification of crime victims rights, notification of court proceedings, assistance with resources referral, assistance with crime victim compensation applications, and advocacy in court proceedings. This program provides victims' advocates and assistants

FUNDING: The source of this funding is the Oregon State Department of Justice Crime Victims' Services Division.

REVENUE AND EXPENDITURE SUMMARY

	Actual <u>2013-14</u>	Actual <u>2014-15</u>	Budget <u>2015-16</u>	Proposed <u>2016-17</u>	Approved <u>2016-17</u>	Adopted <u>2016-17</u>
Total Revenues	28,559	32,884	81,592	67,748	67,748	67,748
Personnel Services	77,618	76,292	100,606	113,578	113,578	113,578
Materials & Services	0	0	32,791	0	0	0
Total Expenditures	77,618	76,292	133,397	113,578	113,578	113,578
 Full-Time Positions	 1.00	 1.00	 1.00	 1.00	 1.00	 1.00

INTERRELATIONSHIPS: Crime victims and their families; volunteers; local and state law enforcement agencies; Lincoln County Circuit Court; My Sister's Place; Domestic Violence Council; Crossroads; Child Abuse Multi-Disciplinary Team (MDT); Sexual Abuse Response Team (SART); Elder Abuse Multi-Disciplinary Team (Elder Abuse MDT); Domestic Abuse Response team (DART); and the Lincoln County Children's Advocacy Center (CAC).

**LINCOLN COUNTY
FY 2016-17 ANNUAL BUDGET
Fund: 101 -GENERAL FUND**

ACCOUNT #	# FTE		2013-2014 Actual	2014-2015 Actual	2015-2016 Budget	2016-2017 Proposed Budget	2016-2017 Approved Budget	2016-2017 Adopted Budget
Department: 155 - DA - VOCA GRANT								
<u>REVENUE</u>								
101-155-33189		VOCA GRANT	28,559	32,884	48,801	64,904	64,904	64,904
101-155-33190		VOCA GRANT - 1 X TECH & TRAINING	-	-	32,791	-	-	-
101-155-40000		BEGINNING BALANCE	-	-	-	2,844	2,844	2,844
TOTAL REVENUE			28,559	32,884	81,592	67,748	67,748	67,748
<u>PERSONNEL SERVICES</u>								
101-155-90219	1.00	DA CASE MANAGER/SUPERVISOR	48,902	50,484	52,903	55,445	55,445	55,445
101-155-90401	0.60	PART TIME <1,040 HRS/YEAR	-	-	18,902	27,901	27,901	27,901
101-155-90801		FICA	3,519	3,841	5,493	6,376	6,376	6,376
101-155-90802		401(K) RETIREMENT	5,370	5,780	5,819	6,099	6,099	6,099
101-155-90804		HEALTH INSURANCE	12,824	9,978	10,295	11,396	11,396	11,396
101-155-90805		DENTAL INSURANCE	2,112	1,202	1,154	1,178	1,178	1,178
101-155-90806		LIFE INSURANCE	53	56	72	72	72	72
101-155-90807		LTD INSURANCE	153	173	541	567	567	567
101-155-90808		WORKER'S COMPENSATION	996	1,065	1,534	947	947	947
101-155-90809		UNEMPLOYMENT	508	526	718	417	417	417
101-155-90810		PEHP	180	188	175	180	180	180
101-155-90812		HEALTH SAVINGS ACCOUNT	3,000	3,000	3,000	3,000	3,000	3,000
1.60		TOTAL PERSONNEL SERVICES	77,618	76,292	100,606	113,578	113,578	113,578
<u>MATERIALS & SERVICES</u>								
101-155-91101		TRAVEL EXPENSE	-	-	1,256	-	-	-
101-155-91201		MEALS & LODGING	-	-	7,320	-	-	-
101-155-92802		PROFESSIONAL SERVICES	-	-	3,775	-	-	-
101-155-95901		OTHER SUPPLIES	-	-	20,440	-	-	-
TOTAL MATERIALS & SERVICES			-	-	32,791	-	-	-
TOTAL DEPARTMENT EXPENSE			77,618	76,292	133,397	113,578	113,578	113,578

**LINCOLN COUNTY, OREGON
GENERAL FUND (101)**

DEPARTMENT: CRIMINAL FORFEITURE TRUST ACCOUNT (159)

A PUBLIC SAFETY PROGRAM

OBJECTIVE: For use in paying costs incurred for activities such as publication and notice; storage and maintenance; and servicing of property seized for criminal forfeiture pursuant to Oregon Revised Statutes (ORS) chapter 131.

FUNDING: These are dedicated funds and carry-forward from year-to-year until distributed in accordance with ORS chapter 131.

REVENUE AND EXPENDITURE SUMMARY

	Actual	Actual	Budget	Proposed	Approved	Adopted
	<u>2013-14</u>	<u>2014-15</u>	<u>2015-16</u>	<u>2016-17</u>	<u>2016-17</u>	<u>2016-17</u>
Total Revenues	2,618	2,618	2,618	2,618	2,618	2,618
Materials and Services	0	0	2,618	2,618	2,618	2,618
Total Expenditures	0	0	2,618	2,618	2,618	2,618

INTERRELATIONSHIPS: Law enforcement agencies; Oregon Criminal Justice Commission; Asset Forfeiture Oversight Advisory Committee.

**LINCOLN COUNTY
 FY 2016-17 ANNUAL BUDGET
 Fund: 101 -GENERAL FUND**

ACCOUNT #		2013-2014 Actual	2014-2015 Actual	2015-2016 Budget	2016-2017 Proposed Budget	2016-2017 Approved Budget	2016-2017 Adopted Budget
Department: 159 - DA - CRIMINAL FORFEITURE							
<u>REVENUE</u>							
101-159-40000	BEGINNING BALANCE	2,618	2,618	2,618	2,618	2,618	2,618
	TOTAL REVENUE	2,618	2,618	2,618	2,618	2,618	2,618
<u>MATERIALS & SERVICES</u>							
101-159-92801	PROFESSIONAL SERVICES	-	-	2,618	2,618	2,618	2,618
	TOTAL MATERIALS & SERVICES	-	-	2,618	2,618	2,618	2,618
	TOTAL DEPARTMENT EXPENSE	-	-	2,618	2,618	2,618	2,618

LINCOLN COUNTY, OREGON
GENERAL FUND (101)
DEPARTMENT: SHERIFF ADMINISTRATION (204)
A PUBLIC SAFETY PROGRAM

OBJECTIVE: To provide professional staff support to line decision-makers who consistently invest available resources toward producing effective outcomes. We strive to be perceived as committed to the safety of our employees and community members; as creative, innovative, and professional; and as consistently and wisely investing the public resources entrusted to us.

WORK PLAN SUMMARY: To efficiently and effectively oversee all Sheriff's Office operations which includes Patrol and Investigations, Boat Patrol, Forest Patrol, Jail, Civil and Records, Animal Shelter and Emergency Services.

REVENUE AND EXPENDITURE SUMMARY

	<u>Actual</u> <u>2013-14</u>	<u>Actual</u> <u>2014-15</u>	<u>Budget</u> <u>2015-16</u>	<u>Proposed</u> <u>2016-17</u>	<u>Approved</u> <u>2016-17</u>	<u>Adopted</u> <u>2016-17</u>
Total Revenues	134	0	0	0	0	0
Personnel Services	467,594	484,566	496,578	503,266	503,266	503,266
Materials & Services	85,446	97,631	79,750	86,000	86,000	86,000
Total Expenditures	553,040	582,197	576,328	589,266	589,266	589,266
Full-Time Positions	4.00	4.00	4.00	4.00	4.00	4.00

EFFECTIVENESS INDICATORS: We will know we're successful in this area when all of the Core Objectives identified in our Strategic Plan are true statements. Please refer to your Sheriff's Office at website http://www.co.lincoln.or.us/sites/default/files/fileattachments/sheriff039s_office/page/1895/strategic_plan.pdf to review our strategic plan.

INTERRELATIONSHIPS: Responsible to the electorate. Works closely with local police agencies and state police. Works with other county, state and federal enforcement and regulatory agencies and other public entities. Cooperates with other elected County officials and department heads.

**LINCOLN COUNTY
FY 2016-17 ANNUAL BUDGET
Fund: 101 -GENERAL FUND**

ACCOUNT #	# FTE		2013-2014 Actual	2014-2015 Actual	2015-2016 Budget	2016-2017 Proposed Budget	2016-2017 Approved Budget	2016-2017 Adopted Budget
Department: 204 - SHERIFF ADMINISTRATION (SO)								
REVENUE								
101-204-36650		REFUNDS & REIMBURSEMENTS	134	-	-	-	-	-
TOTAL REVENUE			134	-	-	-	-	-
PERSONNEL SERVICES								
101-204-90105	1.00	COUNTY SHERIFF	106,356	109,056	110,967	112,912	112,912	112,912
101-204-90203	1.00	ADMINISTRATIVE LIEUTENANT	105,294	108,976	109,868	111,794	111,794	111,794
101-204-90240	1.00	OFFICE SPECIALIST	47,820	49,284	50,145	51,025	51,025	51,025
101-204-90250	1.00	ADMINISTRATIVE ASSISTANT	63,480	65,100	68,222	69,418	69,418	69,418
101-204-90602		CLEANING ALLOWANCE	2,400	2,400	2,400	2,400	2,400	2,400
101-204-90603		TELEPHONE STIPEND	1,680	1,680	1,680	1,680	1,680	1,680
101-204-90801		FICA	23,802	25,499	26,261	26,716	26,716	26,716
101-204-90802		401(K) RETIREMENT	24,201	25,885	25,517	25,959	25,959	25,959
101-204-90803		RETIREMENT / PERS	18,592	20,059	19,980	20,326	20,326	20,326
101-204-90804		HEALTH INSURANCE	36,609	38,427	39,642	43,879	43,879	43,879
101-204-90805		DENTAL INSURANCE	5,094	5,312	5,101	5,207	5,207	5,207
101-204-90806		LIFE INSURANCE	232	242	288	288	288	288
101-204-90807		LTD INSURANCE	613	691	3,510	3,571	3,571	3,571
101-204-90808		WORKER'S COMPENSATION	15,403	15,728	15,824	12,605	12,605	12,605
101-204-90809		UNEMPLOYMENT	2,279	2,352	3,433	1,746	1,746	1,746
101-204-90810		PEHP	3,240	3,375	3,240	3,240	3,240	3,240
101-204-90812		HEALTH SAVINGS ACCOUNT	10,500	10,500	10,500	10,500	10,500	10,500
4.00		TOTAL PERSONNEL SERVICES	467,594	484,566	496,578	503,266	503,266	503,266
MATERIALS & SERVICES								
101-204-91101		TRAVEL EXPENSE	210	-	300	300	300	300
101-204-91102		FLEET SERVICES	6,124	5,995	7,500	5,500	5,500	5,500
101-204-91201		MEALS & LODGING	3,458	3,697	2,800	3,000	3,000	3,000
101-204-91401		TELEPHONE	19,720	27,010	20,000	27,000	27,000	27,000
101-204-91501		POSTAGE	10,219	10,626	10,000	10,000	10,000	10,000
101-204-91601		PRINTING & PUBLICATIONS	280	567	150	200	200	200
101-204-92001		UTILITIES	2,743	2,820	1,500	1,500	1,500	1,500
101-204-92901		MEMBERSHIP FEES & DUES	1,362	1,408	1,500	1,500	1,500	1,500
101-204-93301		MAINTENANCE AGREEMENTS	6,613	1,647	9,000	9,000	9,000	9,000
101-204-93901		CONTRACTUAL SERVICES	13,649	10,041	11,000	12,000	12,000	12,000
101-204-94101		OFFICE SUPPLIES	103	241	500	500	500	500
101-204-94102		FURNITURE & EQUIP < \$10,000	8,456	18,454	5,000	5,000	5,000	5,000
101-204-94602		UNIFORMS	1,515	937	1,500	1,500	1,500	1,500
101-204-95202		CONTINUING EDUCATION	10,165	12,695	8,000	8,000	8,000	8,000
101-204-95901		OTHER SUPPLIES	830	1,493	1,000	1,000	1,000	1,000
TOTAL MATERIALS & SERVICES			85,446	97,631	79,750	86,000	86,000	86,000
TOTAL DEPARTMENT EXPENSE			553,040	582,196	576,328	589,266	589,266	589,266

LINCOLN COUNTY, OREGON

GENERAL FUND (101)

DEPARTMENT: SUPPORT SERVICES (206)

A PUBLIC SAFETY PROGRAM

OBJECTIVE: To provide quality staff support and service to our citizens in the areas of Records, Civil, and Property while developing alternate, offsetting sources of operating revenue and ensuring the most effective and efficient investment of available resources. We strive to be perceived as focused on community, employee safety, and professionalism and as creating a significant return on investment with the resources available.

WORK PLAN SUMMARY: To efficiently administer, serve, and enforce judicial process. To efficiently process police records and the issuance of concealed handgun licenses. To expeditiously retrieve information for Sheriff's Office personnel, other agencies, and the public. To safeguard and control the chain of evidence. To plan for future needs by reviewing data, listening to public requests, and through the budgeting process.

REVENUE AND EXPENDITURE SUMMARY

	Actual <u>2013-14</u>	Actual <u>2014-15</u>	Budget <u>2015-16</u>	Proposed <u>2016-17</u>	Approved <u>2016-17</u>	Adopted <u>2016-17</u>
Total Revenues	164,686	176,430	134,700	127,350	127,350	127,350
Personnel Services	418,914	479,541	452,793	462,919	462,919	462,919
Materials & Services	38,188	38,664	52,450	50,550	50,550	50,550
Total Expenditures	457,102	518,205	505,243	513,469	513,469	513,469
Full-Time Positions	4.50	5.50	5.50	5.50	5.50	5.50

EFFECTIVENESS INDICATORS: We will know we're successful in this area when all of the Core Objectives identified in our Strategic Plan are true statements. Please refer to your Sheriff's Office website at http://www.co.lincoln.or.us/sites/default/files/fileattachments/sheriff039s_office/page/1895/strategic_plan.pdf to review our strategic plan.

INTERRELATIONSHIPS: Works closely with the District Attorney's Office, the Trial Court Administrator's Office, local police agencies and state police. May work with other municipal, county, state, and federal enforcement and regulatory agencies. Cooperates with all County departments.

LINCOLN COUNTY
FY 2016-17 ANNUAL BUDGET
Fund: 101 -GENERAL FUND

ACCOUNT #	# FTE		2013-2014 Actual	2014-2015 Actual	2015-2016 Budget	2016-2017 Proposed Budget	2016-2017 Approved Budget	2016-2017 Adopted Budget
Department: 206 - SO SUPPORT SERVICES								
<u>REVENUE</u>								
101-206-32810		FEES AND MISC	599	335	400	400	400	400
101-206-32811		CIVIL FEES	92,925	114,403	80,000	68,000	68,000	68,000
101-206-32812		CHL	41,265	29,990	30,000	35,000	35,000	35,000
101-206-32813		FINGERPRINT	17,621	21,090	16,500	16,500	16,500	16,500
101-206-32814		IMPOUNDED VEHICLES	1,939	1,125	1,800	1,800	1,800	1,800
101-206-32815		PHOTOS, VIDEO, AND AUDIO	150	45	-	-	-	-
101-206-32816		POLICE REPORT	4,230	4,326	3,500	3,000	3,000	3,000
101-206-32817		SPECIAL REPORT	2,149	95	100	100	100	100
101-206-32818		POSTAGE FEES	26	89	-	-	-	-
101-206-32820		ALARM FEES	3,105	4,235	2,400	2,400	2,400	2,400
101-206-36312		UNCLAIMED PROPERTY	-	697	-	150	150	150
101-206-36652		FORESCOM REIMBURSEMENT	677	-	-	-	-	-
TOTAL REVENUE			164,686	176,430	134,700	127,350	127,350	127,350
<u>PERSONNEL SERVICES</u>								
101-206-90223	1.00	SUPPORT SERVICES DIRECTOR	83,586	115,201	68,893	72,204	72,204	72,204
101-206-90302	1.00	CIVIL DEPUTY	47,808	47,597	49,382	49,382	49,382	49,382
101-206-90322	3.50	RECORDS/PROPERTY TECH	109,544	118,717	138,780	141,248	141,248	141,248
101-206-90420		ON CALL EMPLOYEE	15,971	29,394	25,000	25,000	25,000	25,000
101-206-90501		OVERTIME	10,875	2,227	2,500	2,500	2,500	2,500
101-206-90504		COMP TIME PAYOFF	2,428	-	1,000	1,000	1,000	1,000
101-206-90602		CLEANING ALLOWANCE	2,662	3,150	3,300	3,300	3,300	3,300
101-206-90603		TELEPHONE STIPEND	1,645	1,715	1,680	1,680	1,680	1,680
101-206-90801		FICA	20,489	24,240	22,226	22,668	22,668	22,668
101-206-90802		401(K) RETIREMENT	28,328	33,165	29,209	29,844	29,844	29,844
101-206-90804		HEALTH INSURANCE	61,717	63,780	68,365	75,669	75,669	75,669
101-206-90805		DENTAL INSURANCE	8,103	9,704	9,427	9,586	9,586	9,586
101-206-90806		LIFE INSURANCE	171	205	396	396	396	396
101-206-90807		LTD INSURANCE	691	916	2,679	2,738	2,738	2,738
101-206-90808		WORKER'S COMPENSATION	9,099	11,027	11,121	8,292	8,292	8,292
101-206-90809		UNEMPLOYMENT	2,867	3,310	2,905	1,482	1,482	1,482
101-206-90810		PEHP	180	195	180	180	180	180
101-206-90812		HEALTH SAVINGS ACCOUNT	12,750	15,001	15,750	15,750	15,750	15,750
5.50		TOTAL PERSONNEL SERVICES	418,914	479,541	452,793	462,919	462,919	462,919
<u>MATERIALS & SERVICES</u>								
101-206-91101		TRAVEL EXPENSE	-	624	700	1,000	1,000	1,000
101-206-91201		MEALS & LODGING	259	1,930	2,200	2,200	2,200	2,200
101-206-91601		PRINTING & PUBLICATIONS	1,282	1,325	1,300	1,300	1,300	1,300
101-206-92901		MEMBERSHIP FEES & DUES	-	75	150	150	150	150
101-206-93301		MAINTENANCE AGREEMENTS	6,050	8,104	20,000	20,000	20,000	20,000
101-206-93901		CONTRACTUAL SERVICES	12,583	8,022	8,500	8,500	8,500	8,500
101-206-94101		OFFICE SUPPLIES	3,308	4,018	3,300	3,500	3,500	3,500
101-206-94102		FURNITURE & EQUIP < \$10,000	1,623	1,643	3,500	3,500	3,500	3,500
101-206-94210		COPIER SERVICES	6,902	5,782	5,400	3,000	3,000	3,000
101-206-94602		UNIFORMS	1,381	1,889	1,700	1,700	1,700	1,700
101-206-95202		CONTINUING EDUCATION	355	1,135	2,200	2,200	2,200	2,200
101-206-95901		OTHER SUPPLIES	2,988	3,860	3,500	3,500	3,500	3,500
101-206-96601		RENTALS OF SPACE	1,458	256	-	-	-	-
TOTAL MATERIALS & SERVICES			38,188	38,664	52,450	50,550	50,550	50,550
TOTAL DEPARTMENT EXPENSE			457,101	518,205	505,243	513,469	513,469	513,469

LINCOLN COUNTY, OREGON
GENERAL FUND (101)
DEPARTMENT: PATROL GRANTS (209)
A PUBLIC SAFETY PROGRAM

OBJECTIVE: It is the mission of the Lincoln County Sheriff's Office to safeguard the lives and property of the people we serve, to reduce the incidence and fear of crime, and to enhance public safety while working in partnership with our citizens to improve their quality of life.

WORK PLAN SUMMARY: To respond to calls for service and take appropriate action. To patrol Lincoln County and enforce all traffic and criminal laws, serve civil process, conduct investigations and make arrests while treating all with dignity and respect.

REVENUE AND EXPENDITURE SUMMARY

	<u>Actual</u> <u>2013-14</u>	<u>Actual</u> <u>2014-15</u>	<u>Budget</u> <u>2015-16</u>	<u>Proposed</u> <u>2016-17</u>	<u>Approved</u> <u>2016-17</u>	<u>Adopted</u> <u>2016-17</u>
Total Revenues	19,641	21,592	19,000	18,000	18,000	18,000
Personnel Services	17,827	15,874	19,000	18,000	18,000	18,000
Total Expenditures	17,827	15,874	19,000	18,000	18,000	18,000

EFFECTIVENESS INDICATORS: We will know we're successful in this area when all of the Core Objectives identified in our Strategic Plan are true statements. Please refer to your Sheriff's Office website at http://www.co.lincoln.or.us/sites/default/files/fileattachments/sheriff039s_office/page/1895/strategic_plan.pdf to review our strategic plan.

INTERRELATIONSHIPS: Works closely with the District Attorney's Office, the Trial Court Administrator's Office, local police agencies and state police. May work with other municipal, county, state and federal enforcement and regulatory agencies. Cooperates with all county departments.

**LINCOLN COUNTY
FY 2016-17 ANNUAL BUDGET
Fund: 101 -GENERAL FUND**

ACCOUNT #		2013-2014 Actual	2014-2015 Actual	2015-2016 Budget	2016-2017 Proposed Budget	2016-2017 Approved Budget	2016-2017 Adopted Budget
Department: 209 - SO PATROL GRANTS							
<u>REVENUE</u>							
101-209-33229	OREGON STATE PARKS	17,615	21,592	18,000	18,000	18,000	18,000
101-209-33231	OT-NARCOTICS-JAG/BYRNE	1,300	-	-	-	-	-
101-209-33715	DOJ ERADICATION GRANT	726	-	1,000	-	-	-
	TOTAL REVENUE	19,641	21,592	19,000	18,000	18,000	18,000
<u>PERSONNEL SERVICES</u>							
101-209-90410	SEASONAL WORKER	-	13,493	15,750	15,750	15,750	15,750
101-209-90420	ON CALL EMPLOYEE	14,485	-	-	-	-	-
101-209-90503	OVERTIME/MARIJUANA ERADICATION	535	-	700	-	-	-
101-209-90516	OVERTIME/STATE PARKS	216	122	-	-	-	-
101-209-90801	FICA	1,214	1,167	1,258	1,258	1,258	1,258
101-209-90803	RETIREMENT / PERS	93	-	140	188	188	188
101-209-90804	HEALTH INSURANCE	85	-	40	45	45	45
101-209-90805	DENTAL INSURANCE	8	-	15	20	20	20
101-209-90806	LIFE INSURANCE	0	-	-	-	-	-
101-209-90807	LTD INSURANCE	1	-	-	-	-	-
101-209-90808	WORKER'S COMPENSATION	1,007	939	964	704	704	704
101-209-90809	UNEMPLOYMENT	181	153	133	35	35	35
	TOTAL PERSONNEL SERVICES	17,827	15,874	19,000	18,000	18,000	18,000
	TOTAL DEPARTMENT EXPENSE	17,827	15,874	19,000	18,000	18,000	18,000

LINCOLN COUNTY, OREGON
GENERAL FUND (101)

DEPARTMENT: INVESTIGATIONS AND PATROL (210)

A PUBLIC SAFETY PROGRAM

OBJECTIVE: It is the mission of the Lincoln County Sheriff's Office to safeguard the lives and property of the people we serve, to reduce the incidence and fear of crime, and to enhance public safety while working in partnership with our citizens to improve their quality of life.

WORK PLAN SUMMARY: To respond to calls for service and take appropriate action. To patrol Lincoln County and enforce all traffic and criminal laws, serve civil process, conduct investigations and make arrests while treating all with dignity and respect.

REVENUE AND EXPENDITURE SUMMARY

	<u>Actual</u> <u>2013-14</u>	<u>Actual</u> <u>2014-15</u>	<u>Budget</u> <u>2015-16</u>	<u>Proposed</u> <u>2016-17</u>	<u>Approved</u> <u>2016-17</u>	<u>Adopted</u> <u>2016-17</u>
Total Revenues	79,834	55,586	76,500	68,950	68,950	68,950
Personnel Services	2,415,564	2,235,791	2,498,552	2,424,674	2,424,674	2,424,674
Materials & Services	379,370	538,782	430,800	431,400	431,400	431,400
Total Expenditures	2,794,934	2,774,573	2,929,352	2,856,074	2,856,074	2,856,074
Full-Time Positions	20.00	21.00	21.00	21.00	21.00	21.00

EFFECTIVENESS INDICATORS: We will know we're successful in this area when all of the Core Objectives identified in our Strategic Plan are true statements. Please refer to your Sheriff's Office website at http://www.co.lincoln.or.us/sites/default/files/fileattachments/sheriff039s_office/page/1895/strategic_plan.pdf to review our strategic plan.

INTERRELATIONSHIPS: Works closely with the District Attorney's Office, the Trial Court Administrator's Office, local police agencies and state police. May work with other municipal, county, state and federal enforcement and regulatory agencies. Cooperates with all county departments.

LINCOLN COUNTY
FY 2016-17 ANNUAL BUDGET
Fund: 101 -GENERAL FUND

ACCOUNT #	# FTE		2013-2014 Actual	2014-2015 Actual	2015-2016 Budget	2016-2017 Proposed Budget	2016-2017 Approved Budget	2016-2017 Adopted Budget
Department: 210 - SO PATROL & INVESTIGATIONS								
REVENUE								
101-210-32814		IMPOUNDED VEHICLES	1,813	1,125	500	950	950	950
101-210-33325		BALLISTIC VEST GRANT	-	975	-	1,500	1,500	1,500
101-210-34717		COUNTY PARK PATROL SERVICE	4,000	-	-	-	-	-
101-210-34718		DEPOE BAY PATROL SERVICE	6,910	654	7,500	7,500	7,500	7,500
101-210-34992		SEARCH & RESCUE REIMBURSEMENT	890	1,995	7,500	2,000	2,000	2,000
101-210-35220		FINES	60,854	50,200	55,000	55,000	55,000	55,000
101-210-36141		K9 PROGRAM DONATIONS	-	-	-	500	500	500
101-210-36650		REFUNDS & REIMBURSEMENTS	1,177	613	1,000	1,000	1,000	1,000
101-210-36990		MISCELLANEOUS	4,191	26	5,000	500	500	500
TOTAL REVENUE			79,834	55,586	76,500	68,950	68,950	68,950
PERSONNEL SERVICES								
101-210-90212	1.00	LIEUTENANT	105,294	107,976	154,013	90,899	90,899	90,899
101-210-90220	4.00	SERGEANT	320,853	330,696	339,522	347,929	347,929	347,929
101-210-90306	3.00	DETECTIVE	228,632	145,532	208,896	208,896	208,896	208,896
101-210-90334	13.00	PATROL DEPUTY	718,179	663,660	696,613	708,660	708,660	708,660
101-210-90420		ON CALL EMPLOYEE	18,050	34,328	12,000	12,000	12,000	12,000
101-210-90501		OVERTIME	123,420	140,081	100,000	100,000	100,000	100,000
101-210-90504		COMP TIME PAY OFF	11,189	8,537	20,512	20,512	20,512	20,512
101-210-90513		OVERTIME - DEPOE BAY CONTRACT	5,439	489	7,500	7,500	7,500	7,500
101-210-90601		HOLIDAY PAY	52,340	43,431	50,000	50,000	50,000	50,000
101-210-90602		CLEANING ALLOWANCE	13,625	12,475	13,600	13,600	13,600	13,600
101-210-90603		TELEPHONE STIPEND	14,035	15,225	16,800	15,960	15,960	15,960
101-210-90604		INTERPRETER STIPEND	840	840	840	840	840	840
101-210-90801		FICA	121,980	116,616	123,953	120,625	120,625	120,625
101-210-90803		RETIREMENT / PERS	231,905	213,119	256,878	248,460	248,460	248,460
101-210-90804		HEALTH INSURANCE	246,080	205,020	267,463	280,293	280,293	280,293
101-210-90805		DENTAL INSURANCE	32,650	31,748	39,548	38,191	38,191	38,191
101-210-90806		LIFE INSURANCE	951	992	1,584	1,512	1,512	1,512
101-210-90807		LTD INSURANCE	3,070	3,469	14,613	14,168	14,168	14,168
101-210-90808		WORKER'S COMPENSATION	100,548	95,067	98,547	80,241	80,241	80,241
101-210-90809		UNEMPLOYMENT	16,956	15,673	16,270	7,988	7,988	7,988
101-210-90810		PEHP	900	938	900	900	900	900
101-210-90812		HEALTH SAVINGS ACCOUNT	48,628	49,880	58,500	55,500	55,500	55,500
21.00		TOTAL PERSONNEL SERVICES	2,415,564	2,235,791	2,498,552	2,424,674	2,424,674	2,424,674
MATERIALS & SERVICES								
101-210-91101		TRAVEL EXPENSE	1,491	911	1,000	1,000	1,000	1,000
101-210-91102		FLEET SERVICES	233,115	242,351	253,000	241,800	241,800	241,800
101-210-91201		MEALS & LODGING	12,305	7,448	10,000	10,000	10,000	10,000
101-210-91601		PRINTING & PUBLICATIONS	1,809	901	1,000	1,000	1,000	1,000
101-210-91801		HOSPITAL & MEDICAL CARE	-	-	2,500	2,500	2,500	2,500
101-210-92101		EQUIPMENT REPAIR	1,417	268	1,000	1,000	1,000	1,000
101-210-92901		MEMBERSHIP FEES & DUES	225	355	300	300	300	300
101-210-93301		MAINTENANCE AGREEMENTS	2,263	6,508	3,000	3,000	3,000	3,000
101-210-93901		CONTRACTUAL SERVICES	13,601	17,773	10,000	17,000	17,000	17,000
101-210-94101		OFFICE SUPPLIES	1,182	2,688	2,000	2,000	2,000	2,000
101-210-94102		FURNITURE & EQUIP < \$10,000	14,316	91,656	25,000	25,000	25,000	25,000
101-210-94104		VEHICLE EQUIPMENT < \$5,000	57,731	103,472	80,000	80,000	80,000	80,000
101-210-94107		K9 EXPENSE	-	-	-	3,800	3,800	3,800
101-210-94602		UNIFORMS	12,919	33,803	10,000	10,000	10,000	10,000
101-210-95103		PHYSICAL EXAMINATIONS	159	965	500	500	500	500
101-210-95202		CONTINUING EDUCATION	7,132	5,242	10,000	10,000	10,000	10,000
101-210-95901		OTHER SUPPLIES	8,866	9,748	9,000	9,000	9,000	9,000
101-210-95904		AMMUNITION/FIREARMS	5,912	9,374	10,000	10,000	10,000	10,000
101-210-96601		RENTALS OF SPACE	300	386	500	500	500	500
101-210-96701		RENTALS OF EQUIPMENT	4,627	4,934	2,000	3,000	3,000	3,000
TOTAL MATERIALS & SERVICES			379,370	538,782	430,800	431,400	431,400	431,400
TOTAL DEPARTMENT EXPENSE			2,794,935	2,774,573	2,929,352	2,856,074	2,856,074	2,856,074

LINCOLN COUNTY, OREGON
GENERAL FUND (101)
DEPARTMENT: MARINE PATROL (211)
A PUBLIC SAFETY PROGRAM

OBJECTIVE: To promote safety and the preservation of life. This will be accomplished through providing quality Marine Patrol services, marine law enforcement, community and outdoor education, and support services within the resources provided. We will consistently strive to be professional and responsive to the ever-changing and challenging missions that we and our community may face with the confidence and trust the taxpayers have invested in us.

WORK PLAN SUMMARY: To function as a unit of the patrol division by patrolling the waterways, roads and highways of the county enforcing all boating, criminal and traffic laws. To perform safety inspections of boats on the waterways and livery operations within the county. To conduct water safety education programs at schools. To maintain excellent communication with the Oregon State Marine Board.

REVENUE AND EXPENDITURE SUMMARY

	<u>Actual</u> <u>2013-14</u>	<u>Actual</u> <u>2014-15</u>	<u>Budget</u> <u>2015-16</u>	<u>Proposed</u> <u>2016-17</u>	<u>Approved</u> <u>2016-17</u>	<u>Adopted</u> <u>2016-17</u>
Total Revenues	271,892	223,249	225,485	244,879	244,879	244,879
Personnel Services	250,090	245,558	246,207	262,173	262,173	262,173
Materials & Services	47,839	48,319	50,800	48,444	48,444	48,444
Capital Outlay	54,998	0	0	0	0	0
Total Expenditures	352,927	293,877	297,007	310,617	310,617	310,617
Full-Time Positions	2.00	2.00	2.00	2.00	2.00	2.00

EFFECTIVENESS INDICATORS: We will know we're successful in this area when all of the Core Objectives identified in our Strategic Plan are true statements. Please refer to your Sheriff's Office website at http://www.co.lincoln.or.us/sites/default/files/fileattachments/sheriff039s_office/page/1895/strategic_plan.pdf to review our strategic plan.

INTERRELATIONSHIPS: Works closely with the Oregon State Marine Board, local port and lake authorities, local police and state police. May work with other municipal, county, state and federal enforcement or regulatory agencies. Cooperates with all county departments.

BUDGET NOTE: The Oregon State Marine Board contributes through a contract up to 80% total program costs, which is reflected in revenues.

**LINCOLN COUNTY
FY 2016-17 ANNUAL BUDGET
Fund: 101 -GENERAL FUND**

ACCOUNT #	# FTE		2013-2014 Actual	2014-2015 Actual	2015-2016 Budget	2016-2017 Proposed Budget	2016-2017 Approved Budget	2016-2017 Adopted Budget
Department: 211 - SO MARINE PATROL								
REVENUE								
101-211-33710		BOATING SAFETY GRANT	271,892	223,249	225,485	244,879	244,879	244,879
TOTAL REVENUE			271,892	223,249	225,485	244,879	244,879	244,879
PERSONNEL SERVICES								
101-211-90334	2.00	PATROL DEPUTY	123,831	127,616	130,992	130,992	130,992	130,992
101-211-90410		SEASONAL WORKER	20,263	14,760	17,035	33,000	33,000	33,000
101-211-90501		OVERTIME	11,613	9,280	8,000	8,000	8,000	8,000
101-211-90504		COMP TIME PAY OFF	4,204	2,712	2,500	2,500	2,500	2,500
101-211-90601		HOLIDAY PAY	4,020	5,847	4,000	4,000	4,000	4,000
101-211-90602		CLEANING ALLOWANCE	1,200	1,200	2,400	2,400	2,400	2,400
101-211-90603		TELEPHONE STIPEND	1,680	1,680	1,680	1,680	1,680	1,680
101-211-90801		FICA	12,316	13,125	12,745	12,745	12,745	12,745
101-211-90803		RETIREMENT / PERS	20,497	22,538	22,512	22,512	22,512	22,512
101-211-90804		HEALTH INSURANCE	28,814	25,161	22,877	25,325	25,325	25,325
101-211-90805		DENTAL INSURANCE	3,423	3,639	2,565	2,617	2,617	2,617
101-211-90806		LIFE INSURANCE	86	88	144	144	144	144
101-211-90807		LTD INSURANCE	310	342	1,369	1,369	1,369	1,369
101-211-90808		WORKER'S COMPENSATION	10,913	11,052	9,722	8,056	8,056	8,056
101-211-90809		UNEMPLOYMENT	1,706	1,751	1,666	833	833	833
101-211-90812		HEALTH SAVINGS ACCOUNT	5,214	5,767	6,000	6,000	6,000	6,000
2.00		TOTAL PERSONNEL SERVICES	250,090	246,558	246,207	262,173	262,173	262,173
MATERIALS & SERVICES								
101-211-91101		TRAVEL EXPENSE	462	-	-	-	-	-
101-211-91102		FLEET SERVICES	32,696	33,864	37,700	34,700	34,700	34,700
101-211-91201		MEALS & LODGING	5,197	3,250	2,000	2,000	2,000	2,000
101-211-91401		TELEPHONE	465	444	300	444	444	444
101-211-92101		EQUIPMENT REPAIR	2,914	191	1,000	1,000	1,000	1,000
101-211-93901		CONTRACTUAL SERVICES	-	320	1,000	1,000	1,000	1,000
101-211-94102		FURNITURE & EQUIP < \$10,000	2,967	5,290	5,000	5,000	5,000	5,000
101-211-94404		OIL & GREASE	205	228	300	300	300	300
101-211-94405		TIRES	146	-	-	500	500	500
101-211-94602		UNIFORMS	1,464	2,764	1,500	1,500	1,500	1,500
101-211-95202		CONTINUING EDUCATION	650	150	1,000	1,000	1,000	1,000
101-211-95901		OTHER SUPPLIES	672	1,817	1,000	1,000	1,000	1,000
TOTAL MATERIALS & SERVICES			47,839	48,319	50,800	48,444	48,444	48,444
CAPITAL OUTLAY								
101-211-98201		EQUIPMENT	54,998	-	-	-	-	-
TOTAL CAPITAL OUTLAY			54,998	-	-	-	-	-
TOTAL DEPARTMENT EXPENSE			352,927	294,877	297,007	310,617	310,617	310,617

**LINCOLN COUNTY, OREGON
GENERAL FUND (101)**

DEPARTMENT: CITY OF WALDPART AGREEMENT (214)

A PUBLIC SAFETY PROGRAM

OBJECTIVE: It is the mission of the Lincoln County Sheriff's Office to safeguard the lives and property of the people we serve, to reduce the incidence and fear of crime, and to enhance public safety while working in partnership with our citizens to improve their quality of life.

WORK PLAN SUMMARY: To respond to calls for service and take appropriate action. To patrol Lincoln County and enforce all traffic and criminal laws, serve civil process, conduct investigations and make arrests while treating all with dignity and respect. All the while complying with the intergovernmental agreement between the city of Waldport and the Sheriff's Office.

REVENUE AND EXPENDITURE SUMMARY

	Actual <u>2013-14</u>	Actual <u>2014-15</u>	Budget <u>2015-16</u>	Proposed <u>2016-17</u>	Approved <u>2016-17</u>	Adopted <u>2016-17</u>
Total Revenues	358,390	334,951	349,007	334,368	334,368	334,368
Personnel Services	232,295	269,728	268,051	259,568	259,568	259,568
Materials & Services	59,935	71,647	79,302	74,800	74,800	74,800
Total Expenditures	292,230	341,375	347,353	334,368	334,368	334,368
Full-Time Positions	2.50	2.50	2.50	2.50	2.50	2.50

EFFECTIVENESS INDICATORS: We will know we're successful in this area when all of the Core Objectives identified in our Strategic Plan are true statements. Please refer to your Sheriff's Office website at http://www.co.lincoln.or.us/sites/default/files/fileattachments/sheriff039s_office/page/1895/strategic_plan.pdf to review our strategic plan.

INTERRELATIONSHIPS: Works closely with the city of Waldport, the District Attorney's office, the Trial Court Administrator's office, local police agencies and state police. May work with other municipal, county, state and federal enforcement or regulatory agencies. Cooperates with all county and City of Waldport departments.

**LINCOLN COUNTY
FY 2016-17 ANNUAL BUDGET
Fund: 101 -GENERAL FUND**

ACCOUNT #	# FTE		2013-2014 Actual	2014-2015 Actual	2015-2016 Budget	2016-2017 Proposed Budget	2016-2017 Approved Budget	2016-2017 Adopted Budget
Department: 214 - SO WALDPOR CONTRACT								
<u>REVENUE</u>								
101-214-33120		WALDPOR CONTRACT	358,390	334,951	349,007	334,368	334,368	334,368
TOTAL REVENUE			358,390	334,951	349,007	334,368	334,368	334,368
<u>PERSONNEL SERVICES</u>								
101-214-90322	0.50	RECORDS/PROPERTY TECH	18,446	17,571	18,360	18,360	18,360	18,360
101-214-90334	2.00	PATROL DEPUTY	112,071	125,664	127,332	123,968	123,968	123,968
101-214-90501		OVERTIME	10,600	24,222	16,000	16,000	16,000	16,000
101-214-90504		COMP TIME PAY OFF	245	-	550	550	550	550
101-214-90601		HOLIDAY PAY	3,825	6,351	6,000	6,000	6,000	6,000
101-214-90602		CLEANING ALLOWANCE	1,288	1,500	1,500	1,500	1,500	1,500
101-214-90603		TELEPHONE STIPEND	840	1,085	1,680	1,680	1,680	1,680
101-214-90801		FICA	11,399	13,525	13,106	12,856	12,856	12,856
101-214-90802		401(K) RETIREMENT	2,190	2,070	2,053	2,053	2,053	2,053
101-214-90803		RETIREMENT / PERS	22,852	22,727	22,883	19,046	19,046	19,046
101-214-90804		HEALTH INSURANCE	28,335	31,023	34,000	35,882	35,882	35,882
101-214-90805		DENTAL INSURANCE	3,188	4,877	5,083	4,946	4,946	4,946
101-214-90806		LIFE INSURANCE	90	109	180	180	180	180
101-214-90807		LTD INSURANCE	336	440	1,521	1,488	1,488	1,488
101-214-90808		WORKER'S COMPENSATION	8,328	10,011	9,340	7,469	7,469	7,469
101-214-90809		UNEMPLOYMENT	1,513	1,803	1,713	840	840	840
101-214-90812		HEALTH SAVINGS ACCOUNT	6,750	6,749	6,750	6,750	6,750	6,750
	2.50	TOTAL PERSONNEL SERVICES	232,295	269,728	268,051	259,568	259,568	259,568
<u>MATERIALS & SERVICES</u>								
101-214-91102		FLEET SERVICES	22,849	31,236	34,000	30,000	30,000	30,000
101-214-91201		MEALS & LODGING	1,112	-	1,000	1,000	1,000	1,000
101-214-91401		TELEPHONE	1,138	980	1,600	1,600	1,600	1,600
101-214-93901		CONTRACTUAL SERVICES	338	-	1,000	1,000	1,000	1,000
101-214-94102		FURNITURE & EQUIP < \$10,000	5,371	3,535	6,000	6,000	6,000	6,000
101-214-94602		UNIFORMS	2,149	1,826	1,200	1,200	1,200	1,200
101-214-95202		CONTINUING EDUCATION	960	-	1,000	1,000	1,000	1,000
101-214-95904		AMMUNITION/FIREARMS	1,000	1,000	1,000	1,000	1,000	1,000
101-214-96901		INDIRECT COST ALLOCATION	25,019	33,070	32,502	32,000	32,000	32,000
TOTAL MATERIALS & SERVICES			59,935	71,647	79,302	74,800	74,800	74,800
TOTAL DEPARTMENT EXPENSE			292,229	341,374	347,353	334,368	334,368	334,368

**LINCOLN COUNTY, OREGON
GENERAL FUND (101)**

DEPARTMENT: FOREST PATROL PROGRAM CONTRACT (285)

A PUBLIC SAFETY PROGRAM

OBJECTIVE: To promote safety, protecting the environment and the preservation of life. This will be accomplished through quality Forest Patrol enforcement and services, outdoor education and support services within the resources provided. We will consistently strive to be professional and responsive to the ever-changing and challenging missions that we and our community may face with the confidence and trust the taxpayers have invested in us.

WORK PLAN SUMMARY: To patrol the forested areas within Lincoln County with one (1) full time forest enforcement deputy to enforce criminal laws and to observe public and private forest lands for indications of illegal activities. The forest enforcement deputy is an employee of the Sheriff, meeting all qualifications for and performing the regular duties of a Sheriff's Deputy.

REVENUE AND EXPENDITURE SUMMARY

	<u>Actual</u> <u>2013-14</u>	<u>Actual</u> <u>2014-15</u>	<u>Budget</u> <u>2015-16</u>	<u>Proposed</u> <u>2016-17</u>	<u>Approved</u> <u>2016-17</u>	<u>Adopted</u> <u>2016-17</u>
Total Revenues	90,300	91,100	91,500	91,500	91,500	91,500
Personnel Services	109,996	115,298	117,438	118,093	118,093	118,093
Materials & Services	270	942	1,000	1,000	1,000	1,000
Total Expenditures	110,266	116,240	118,438	119,093	119,093	119,093
Full-Time Positions	1.00	1.00	1.00	1.00	1.00	1.00

EFFECTIVENESS INDICATORS: We will know we're successful in this area when all of the Core Objectives identified in our Strategic Plan are true statements. Please refer to your Sheriff's Office website at http://www.co.lincoln.or.us/sites/default/files/fileattachments/sheriff039s_office/page/1895/strategic_plan.pdf to review our strategic plan.

INTERRELATIONSHIPS: Works closely with the Lincoln County Solid Waste District, the Association of Concerned Landowners (which is made up of private timber companies), the District Attorney's office, the Trial Court Administrator's office, local police agencies and state police. May work with other municipal, county, state and federal enforcement or regulatory agencies.

**LINCOLN COUNTY
FY 2016-17 ANNUAL BUDGET
Fund: 101 -GENERAL FUND**

ACCOUNT #	# FTE		2013-2014 Actual	2014-2015 Actual	2015-2016 Budget	2016-2017 Proposed Budget	2016-2017 Approved Budget	2016-2017 Adopted Budget
Department: 285 - SO SOLID WASTE/FOREST CONTRACT								
<u>REVENUE</u>								
101-285-34170		CHARGES TO OTHER FUNDS	90,300	91,100	91,500	91,500	91,500	91,500
TOTAL REVENUE			90,300	91,100	91,500	91,500	91,500	91,500
<u>PERSONNEL SERVICES</u>								
101-285-90334	1.00	PATROL DEPUTY	62,640	63,576	64,688	64,688	64,688	64,688
101-285-90501		OVERTIME	2,336	4,563	4,000	4,000	4,000	4,000
101-285-90504		COMP TIME PAYOFF	-	909	-			
101-285-90601		HOLIDAY PAY	1,957	1,941	2,000	2,000	2,000	2,000
101-285-90602		CLEANING ALLOWANCE	600	600	600	600	600	600
101-285-90603		TELEPHONE STIPEND	840	840	840	840	840	840
101-285-90801		FICA	5,282	5,684	5,518	5,518	5,518	5,518
101-285-90803		RETIREMENT / PERS	12,140	13,167	12,947	12,947	12,947	12,947
101-285-90804		HEALTH INSURANCE	14,844	13,941	15,789	17,475	17,475	17,475
101-285-90805		DENTAL INSURANCE	1,905	2,255	2,378	2,428	2,428	2,428
101-285-90806		LIFE INSURANCE	42	42	72	72	72	72
101-285-90807		LTD INSURANCE	150	164	676	676	676	676
101-285-90808		WORKER'S COMPENSATION	4,113	4,259	4,209	3,488	3,488	3,488
101-285-90809		UNEMPLOYMENT	738	754	721	361	361	361
101-285-90812		HEALTH SAVINGS ACCOUNT	2,408	2,603	3,000	3,000	3,000	3,000
	1.00	TOTAL PERSONNEL SERVICES	109,996	115,298	117,438	118,093	118,093	118,093
<u>MATERIALS & SERVICES</u>								
101-285-91201		MEALS & LODGING	134	-	500	500	500	500
101-285-94602		UNIFORMS	136	942	500	500	500	500
TOTAL MATERIALS & SERVICES			270	942	1,000	1,000	1,000	1,000
TOTAL DEPARTMENT EXPENSE			110,266	116,240	118,438	119,093	119,093	119,093

LINCOLN COUNTY, OREGON
GENERAL FUND (101)
DEPARTMENT: EMERGENCY SERVICES (290)
A PUBLIC SAFETY PROGRAM

OBJECTIVE: The Emergency Management Services Division’s objective (EMSD) is to support the Mission of the Lincoln County Sheriff’s Office by providing staff support to the Sheriff. Support is also provided to the County Board of Commissioners during an emergency. To also work in partnership with Oregon Emergency Management (OEM) for purposes of emergency response planning, identifying resources for emergencies, and coordinating responses to emergency events.

WORK PLAN SUMMARY: The work plan summary for the Emergency Management division is to prepare, respond, recover, and mitigate disasters, natural and manmade, for Lincoln County.

REVENUE AND EXPENDITURE SUMMARY

	<u>Actual</u> <u>2013-14</u>	<u>Actual</u> <u>2014-15</u>	<u>Budget</u> <u>2015-16</u>	<u>Proposed</u> <u>2016-17</u>	<u>Approved</u> <u>2016-17</u>	<u>Adopted</u> <u>2016-17</u>
Total Revenues	149,059	143,852	140,112	129,000	129,000	129,000
Personnel Services	105,261	192,731	202,597	211,680	211,680	211,680
Materials & Services	109,588	54,870	42,600	45,450	45,450	45,450
Total Expenditures	214,849	247,601	245,197	257,130	257,130	257,130
Full-Time Positions	1.00	2.00	2.00	2.00	2.00	2.00

EFFECTIVENESS INDICATORS: We will know we’re successful in this area when all of the Core Objectives identified in our Strategic Plan are true statements. Please refer to your Sheriff’s Office website at http://www.co.lincoln.or.us/sites/default/files/fileattachments/sheriff039s_office/page/1895/strategic_plan.pdf to review our strategic plan.

INTERRELATIONSHIPS: The Emergency Management Division will work in partnership with federal, state, regional, and local public safety responders, public health, hospitals, schools, Oregon Emergency Management, public works, cities, and others to develop and train response plans and educate our citizens on emergency response and procedures.

**LINCOLN COUNTY
FY 2016-17 ANNUAL BUDGET
Fund: 101 -GENERAL FUND**

ACCOUNT #	# FTE		2013-2014 Actual	2014-2015 Actual	2015-2016 Budget	2016-2017 Proposed Budget	2016-2017 Approved Budget	2016-2017 Adopted Budget
Department: 290 - EMERGENCY SERVICES								
REVENUE								
101-290-33215		CIVIL DEFENSE EMERGENCY MGMT	109,161	81,799	80,112	69,000	69,000	69,000
101-290-33421		HHS EMERGENCY PREP GRANT	26,975	60,000	60,000	60,000	60,000	60,000
101-290-33427		PHER EMERGENCY PROCEDURES	10,000	-	-	-	-	-
101-290-36650		REFUNDS & REIMBURSEMENTS	2,923	2,053	-	-	-	-
TOTAL REVENUE			149,059	143,852	140,112	129,000	129,000	129,000
PERSONNEL SERVICES								
101-290-90218	1.00	EMERGENCY SERVICES COORDINATOR	66,331	67,992	69,705	73,054	73,054	73,054
101-290-90372	1.00	EMERGENCY MANAGER ASSISTANT	2,065	51,666	55,385	58,362	58,362	58,362
101-290-90602		CLEANING ALLOWANCE	625	1,200	1,200	1,200	1,200	1,200
101-290-90603		TELEPHONE STIPEND	875	1,680	1,680	1,680	1,680	1,680
101-290-90801		FICA	4,989	9,306	9,790	10,274	10,274	10,274
101-290-90802		401(K) RETIREMENT	7,443	14,025	14,077	14,773	14,773	14,773
101-290-90804		HEALTH INSURANCE	12,274	27,000	28,141	31,147	31,147	31,147
101-290-90805		DENTAL INSURANCE	2,055	4,370	4,240	4,329	4,329	4,329
101-290-90806		LIFE INSURANCE	53	91	144	144	144	144
101-290-90807		LTD INSURANCE	153	349	1,308	1,373	1,373	1,373
101-290-90808		WORKER'S COMPENSATION	4,513	7,591	9,467	8,493	8,493	8,493
101-290-90809		UNEMPLOYMENT	704	1,275	1,280	671	671	671
101-290-90810		PEHP	180	188	180	180	180	180
101-290-90812		HEALTH SAVINGS ACCOUNT	3,000	6,000	6,000	6,000	6,000	6,000
	2.00	TOTAL PERSONNEL SERVICES	105,261	192,731	202,597	211,680	211,680	211,680
MATERIALS & SERVICES								
101-290-91101		TRAVEL EXPENSE	514	(397)	1,000	1,000	1,000	1,000
101-290-91102		FLEET SERVICES	5,433	3,597	5,500	5,800	5,800	5,800
101-290-91201		MEALS & LODGING	4,236	5,813	3,000	3,500	3,500	3,500
101-290-91401		TELEPHONE	7,345	5,716	3,400	3,400	3,400	3,400
101-290-91601		PRINTING & PUBLICATIONS	2,433	500	900	1,000	1,000	1,000
101-290-92901		MEMBERSHIP FEES & DUES	200	750	750	750	750	750
101-290-93301		MAINTENANCE AGREEMENTS	22,970	18,054	1,500	1,500	1,500	1,500
101-290-93901		CONTRACTUAL SERVICES	27,648	2,954	21,000	21,000	21,000	21,000
101-290-94101		OFFICE SUPPLIES	2,127	295	150	200	200	200
101-290-94102		FURNITURE & EQUIP < \$10,000	25,085	4,752	2,000	2,000	2,000	2,000
101-290-94210		COPIER SERVICES	-	-	-	2,400	2,400	2,400
101-290-94602		UNIFORMS	1,269	646	400	400	400	400
101-290-95202		CONTINUING EDUCATION	425	1,558	1,500	1,000	1,000	1,000
101-290-95901		OTHER SUPPLIES	9,904	10,632	1,500	1,500	1,500	1,500
TOTAL MATERIALS & SERVICES			109,588	54,870	42,600	45,450	45,450	45,450
TOTAL DEPARTMENT EXPENSE			214,849	247,602	245,197	257,130	257,130	257,130

LINCOLN COUNTY, OREGON
GENERAL FUND (101)
DEPARTMENT: COUNTY JAIL (610)
A PUBLIC SAFETY PROGRAM

OBJECTIVE: To invest resources into the jail in a manner that maximizes the safety of our members, provides inmate wellness, and ensures security of the facility.

WORK PLAN SUMMARY: To operate the Jail in compliance with the law as well as Oregon Jail Standards. To safeguard the lives and property of the people we serve, to reduce the incidence and fear of crime, and to enhance public safety while working in partnership with our citizens to improve their quality of life. Our commitment is to do so with honor and integrity, while at all times conducting ourselves with the highest ethical standards to maintain public confidence. To efficiently process warrants of arrest and arrange for transportation of inmates to and from other facilities.

REVENUE AND EXPENDITURE SUMMARY

	Actual <u>2013-14</u>	Actual <u>2014-15</u>	Budget <u>2015-16</u>	Proposed <u>2016-17</u>	Approved <u>2016-17</u>	Adopted <u>2016-17</u>
Total Revenues	987,614	1,040,741	925,574	939,240	939,240	939,240
Personnel Services	4,339,820	4,307,930	4,437,340	4,430,781	4,430,781	4,430,781
Materials & Services	832,274	855,994	717,550	794,100	794,100	794,100
Total Expenditures	5,172,094	5,163,924	5,154,890	5,224,881	5,224,881	5,224,881
Full-Time Positions	41.00	41.00	41.00	41.00	41.00	41.00

EFFECTIVENESS INDICATORS: We will know we're successful in this area when all of the Core Objectives identified in our Strategic Plan are true statements. Please refer to your Sheriff's Office website at http://www.co.lincoln.or.us/sites/default/files/fileattachments/sheriff039s_office/page/1895/strategic_plan.pdf to review our strategic plan.

INTERRELATIONSHIPS: Works closely with State Courts, Jail health team, and city, county, and state law enforcement officers. Works with other municipalities, counties and states regarding transportation of inmates.

LINCOLN COUNTY
FY 2016-17 ANNUAL BUDGET
Fund: 101 -GENERAL FUND

ACCOUNT #	# FTE		2013-2014 Actual	2014-2015 Actual	2015-2016 Budget	2016-2017 Proposed Budget	2016-2017 Approved Budget	2016-2017 Adopted Budget
Department: 610 - SO COUNTY JAIL								
REVENUE								
101-610-33153		CRIMINAL FINES & ASSESSMENTS	11,122	14,646	9,000	9,000	9,000	9,000
101-610-33194		HB 3194 PAYMENTS	20,356	20,355	-	-	-	-
101-610-33308		1145/COMM CORRECTIONS RENT	429,412	429,412	429,412	429,412	429,412	429,412
101-610-33324		BENTON COUNTY RENT	461,745	475,551	455,562	469,228	469,228	469,228
101-610-33325		BALLISTIC VEST GRANT	4,875	7,350	1,500	1,500	1,500	1,500
101-610-33701		SSA INCENTIVE PAYMENTS	13,800	1,600	-	-	-	-
101-610-36650		REFUNDS & REIMBURSEMENTS	45,687	91,318	30,000	30,000	30,000	30,000
101-610-36653		RESTITUTION PAYMENTS	46	509	100	100	100	100
101-610-36990		MISCELLANEOUS	571	-	-	-	-	-
TOTAL REVENUE			987,614	1,040,741	925,574	939,240	939,240	939,240
PERSONNEL SERVICES								
101-610-90212	1.00	LIEUTENANT	105,294	107,976	109,868	111,794	111,794	111,794
101-610-90220	2.00	SERGEANT	167,172	191,129	163,203	168,384	168,384	168,384
101-610-90258	1.00	FOOD SERVICE MANAGER	44,328	46,824	47,761	50,056	50,056	50,056
101-610-90333	25.00	CORRECTIONS DEPUTY	1,359,621	1,369,939	1,452,514	1,565,456	1,565,456	1,565,456
101-610-90338	8.00	CORRECTIONS CORPORAL	529,448	525,609	546,870	417,184	417,184	417,184
101-610-90345	1.00	INMATE COUNSELOR	71,019	73,988	75,445	75,445	75,445	75,445
101-610-90346	2.00	COOK	73,754	75,308	77,218	78,143	78,143	78,143
101-610-90369	1.00	RECORDS TECHNICIAN	65,511	35,706	37,289	38,278	38,278	38,278
101-610-90420		ON CALL EMPLOYEE	18,104	8,967	50,000	50,000	50,000	50,000
101-610-90501		OVERTIME	273,313	287,409	185,000	200,000	200,000	200,000
101-610-90504		COMP TIME PAY OFF	13,832	9,520	10,000	10,000	10,000	10,000
101-610-90601		HOLIDAY PAY	90,410	90,261	102,000	102,000	102,000	102,000
101-610-90602		CLEANING ALLOWANCE	23,775	23,875	27,000	27,000	27,000	27,000
101-610-90603		TELEPHONE STIPEND	9,240	7,490	6,720	6,720	6,720	6,720
101-610-90801		FICA	212,584	222,327	221,153	221,885	221,885	221,885
101-610-90802		401(K) RETIREMENT	29,510	28,319	26,571	27,034	27,034	27,034
101-610-90803		RETIREMENT / PERS	352,745	370,809	384,838	386,975	386,975	386,975
101-610-90804		HEALTH INSURANCE	529,804	452,529	490,853	533,328	533,328	533,328
101-610-90805		DENTAL INSURANCE	64,374	67,842	68,414	68,310	68,310	68,310
101-610-90806		LIFE INSURANCE	1,775	1,857	2,952	2,952	2,952	2,952
101-610-90807		LTD INSURANCE	6,264	7,073	25,984	25,888	25,888	25,888
101-610-90808		WORKER'S COMPENSATION	165,823	165,285	185,058	137,727	137,727	137,727
101-610-90809		UNEMPLOYMENT	29,150	29,239	28,909	14,502	14,502	14,502
101-610-90810		PEHP	720	773	720	720	720	720
101-610-90812		HEALTH SAVINGS ACCOUNT	102,250	107,875	111,000	111,000	111,000	111,000
41.00		TOTAL PERSONNEL SERVICES	4,339,820	4,307,930	4,437,340	4,430,781	4,430,781	4,430,781
MATERIALS & SERVICES								
101-610-91101		TRAVEL EXPENSE	7,037	7,963	2,500	5,000	5,000	5,000
101-610-91102		FLEET SERVICES	23,109	23,398	23,400	21,700	21,700	21,700
101-610-91201		MEALS & LODGING	11,159	10,733	5,000	7,500	7,500	7,500
101-610-91601		PRINTING & PUBLICATIONS	729	2,137	1,000	1,000	1,000	1,000
101-610-92001		UTILITIES	226,978	220,323	225,000	225,000	225,000	225,000
101-610-92901		MEMBERSHIP FEES & DUES	640	620	500	500	500	500
101-610-93301		MAINTENANCE AGREEMENTS	25,563	38,522	25,000	25,000	25,000	25,000
101-610-93901		CONTRACTUAL SERVICES	66,274	32,423	25,000	50,000	50,000	50,000
101-610-94101		OFFICE SUPPLIES	4,312	3,888	4,000	4,000	4,000	4,000
101-610-94102		FURNITURE & EQUIP < \$10,000	58,511	43,836	30,000	50,000	50,000	50,000
101-610-94103		OPERATING SUPPLIES	57	-	-	-	-	-
101-610-94210		COPIER SERVICES	12,756	10,597	10,000	10,000	10,000	10,000
101-610-94301		JANITORIAL SUPPLIES	40,812	36,463	25,000	30,000	30,000	30,000
101-610-94600		NON FOOD ITEMS - JAIL KITCHEN	8,477	16,638	15,000	20,000	20,000	20,000
101-610-94602		UNIFORMS	27,464	40,616	25,000	25,000	25,000	25,000
101-610-94604		INMATE CLOTHING	19,331	24,998	17,500	20,000	20,000	20,000
101-610-94605		FOOD - JAIL KITCHEN	250,511	275,995	250,000	260,000	260,000	260,000
101-610-95103		PHYSICAL EXAMINATIONS	511	1,547	1,000	1,500	1,500	1,500
101-610-95202		CONTINUING EDUCATION	11,769	12,529	12,000	15,000	15,000	15,000
101-610-95901		OTHER SUPPLIES	9,295	13,202	7,500	5,000	5,000	5,000
101-610-95904		AMMUNITION/FIREARMS	6,459	36,749	10,000	15,000	15,000	15,000
101-610-96601		RENTALS OF SPACE	401	415	750	500	500	500
101-610-96702		RENTALS OF EQUIP/LOCK N TRAC	20,120	2,400	2,400	2,400	2,400	2,400
TOTAL MATERIALS & SERVICES			832,274	855,994	717,550	794,100	794,100	794,100
TOTAL DEPARTMENT EXPENSE			5,172,094	5,163,923	5,154,890	5,224,881	5,224,881	5,224,881

**LINCOLN COUNTY, OREGON
GENERAL FUND (101)**

DEPARTMENT: JAIL/JUVENILE DETENTION FACILITY HEALTH (611)

A PUBLIC SAFETY PROGRAM

OBJECTIVE: To consistently invest available resources towards a secure and humane environment for individuals being held in your county jail.

WORK PLAN SUMMARY: To operate the Jail health program in compliance with the law, National Commission on Correctional Health Care Standards and Oregon Jail Standards. To safeguard the lives and property of the people we serve, to reduce the incidence and fear of crime, and to enhance public safety while working in partnership with our citizens to improve their quality of life. Our commitment is to do so with honor and integrity, while at all times conducting ourselves with the highest ethical standards to maintain public confidence.

REVENUE AND EXPENDITURE SUMMARY

	Actual <u>2013-14</u>	Actual <u>2014-15</u>	Budget <u>2015-16</u>	Proposed <u>2016-17</u>	Approved <u>2016-17</u>	Adopted <u>2016-17</u>
Total Revenues	103,578	104,771	101,200	104,200	104,200	104,200
Personnel Services	383,003	210,272	393,766	401,943	401,943	401,943
Materials & Services	231,052	219,537	312,570	345,320	345,320	345,320
Total Expenditures	614,055	429,809	706,336	747,263	747,263	747,263
Full-Time Positions	5.00	5.00	5.00	5.00	5.00	5.00

EFFECTIVENESS INDICATORS: We will know we're successful in this area when all of the Core Objectives identified in our Strategic Plan are true statements. Please refer to your Sheriff's Office website at http://www.co.lincoln.or.us/sites/default/files/fileattachments/sheriff039s_office/page/1895/strategic_plan.pdf to review our strategic plan.

INTERRELATIONSHIPS: Works closely with Lincoln County Juvenile shelter/Detention staff, Health Officer, Lincoln County Mental Health, hospital staff, court system, State facilities (prison and mental hospital) and physicians/dentists who have treated/will treat jail inmates.

**LINCOLN COUNTY
FY 2016-17 ANNUAL BUDGET
Fund: 101 -GENERAL FUND**

ACCOUNT #	# FTE		2013-2014 Actual	2014-2015 Actual	2015-2016 Budget	2016-2017 Proposed Budget	2016-2017 Approved Budget	2016-2017 Adopted Budget
Department: 611 - SO JAIL/JUVENILE DETENTION HEALTH								
<u>REVENUE</u>								
101-611-33324		BENTON COUNTY RENT	103,578	104,488	101,000	104,000	104,000	104,000
101-611-36650		REFUNDS & REIMBURSEMENTS	-	283	200	200	200	200
TOTAL REVENUE			103,578	104,771	101,200	104,200	104,200	104,200
<u>PERSONNEL SERVICES</u>								
101-611-90330	2.00	CORRECTIONS LPN	91,704	75,770	85,765	88,040	88,040	88,040
101-611-90341	1.00	CORRECTIONS OFFICE ASSISTANT	32,808	32,758	35,695	36,642	36,642	36,642
101-611-90344	2.00	CORRECTIONS HEALTH NURSE	113,189	11,588	111,545	112,536	112,536	112,536
101-611-90501		OVERTIME	6,596	8,092	10,000	10,000	10,000	10,000
101-611-90504		COMP TIME PAY OFF	544	2,485	2,000	2,000	2,000	2,000
101-611-90601		HOLIDAY PAY	5,669	1,501	2,000	2,000	2,000	2,000
101-611-90602		CLEANING ALLOWANCE	2,750	1,725	3,000	3,000	3,000	3,000
101-611-90801		FICA	18,868	10,331	19,125	19,448	19,448	19,448
101-611-90802		401(K) RETIREMENT	28,075	15,681	27,501	27,964	27,964	27,964
101-611-90804		HEALTH INSURANCE	56,296	31,502	61,956	68,576	68,576	68,576
101-611-90805		DENTAL INSURANCE	6,672	4,613	8,590	8,770	8,770	8,770
101-611-90806		LIFE INSURANCE	157	106	360	360	360	360
101-611-90807		LTD INSURANCE	717	524	2,413	2,456	2,456	2,456
101-611-90808		WORKER'S COMPENSATION	6,053	3,422	6,316	3,880	3,880	3,880
101-611-90809		UNEMPLOYMENT	2,654	1,426	2,500	1,271	1,271	1,271
101-611-90812		HEALTH SAVINGS ACCOUNT	10,250	8,750	15,000	15,000	15,000	15,000
	5.00	TOTAL PERSONNEL SERVICES	383,003	210,272	393,766	401,943	401,943	401,943
<u>MATERIALS & SERVICES</u>								
101-611-91201		MEALS & LODGING	395	-	500	1,500	1,500	1,500
101-611-91601		PRINTING & PUBLICATIONS	623	1,438	750	500	500	500
101-611-91801		HOSPITAL & MEDICAL CARE	74,243	53,654	150,000	150,000	150,000	150,000
101-611-92810		DOCTOR/HEALTH OFFICERS	21,720	21,720	21,720	21,720	21,720	21,720
101-611-92901		MEMBERSHIP FEES & DUES	425	125	1,000	500	500	500
101-611-93901		CONTRACTUAL SERVICES	10,552	23,650	7,500	37,500	37,500	37,500
101-611-94102		FURNITURE & EQUIP < \$10,000	6,276	1,146	2,000	2,000	2,000	2,000
101-611-94210		COPIER SERVICES	-	2,249	2,100	2,100	2,100	2,100
101-611-94602		UNIFORMS	1,957	778	1,500	1,500	1,500	1,500
101-611-95101		MED/LAB/XRAY	5,910	3,305	5,000	5,000	5,000	5,000
101-611-95102		MEDICAL SUPPLIES	6,480	14,120	7,000	10,000	10,000	10,000
101-611-95103		PHYSICAL EXAMINATIONS	-	99	-	-	-	-
101-611-95105		PHARMACY	101,469	93,449	110,000	110,000	110,000	110,000
101-611-95202		CONTINUING EDUCATION	-	3,379	2,500	2,500	2,500	2,500
101-611-95901		OTHER SUPPLIES	1,001	424	1,000	500	500	500
TOTAL MATERIALS & SERVICES			231,052	219,537	312,570	345,320	345,320	345,320
TOTAL DEPARTMENT EXPENSE			614,055	429,809	706,336	747,263	747,263	747,263

**LINCOLN COUNTY, OREGON
GENERAL FUND (101)**

DEPARTMENT: COMMUNITY JUSTICE - JUVENILE DETENTION & SHELTER (640)

A PUBLIC SAFETY PROGRAM

OBJECTIVES: The administration of Juvenile Court services is pursuant to the Juvenile Code (ORS Chapter 419) and the policies and procedures established by the Circuit Court. Within those guidelines the department investigates screens and supervises those children and their families within Lincoln County from birth through age 17 who have been referred to the Court. The department provides a continuum of services to children including investigations, screening, community supervision, restitution, shelter care and evaluation, secure detention, training school diversion, sex offender treatment, community service, and referral to case appropriate service providers locally and statewide. This department subscribes to a balanced approach to juvenile justice that emphasizes; 1) Community Protection; 2) holding youth accountable for their actions; and 3) competency development for offenders to prevent further penetration into the juvenile justice system. The department strives to provide protection and a safe, secure environment for non-delinquent children while assisting with and monitoring their Court case involvement.

REVENUE AND EXPENDITURE SUMMARY

	<u>Actual 2013-14</u>	<u>Actual 2014-15</u>	<u>Budget 2015-16</u>	<u>Proposed 2016-17</u>	<u>Approved 2016-17</u>	<u>Adopted 2016-17</u>
Total Revenues	242,170	158,114	172,600	182,205	182,205	182,205
Personnel Services	1,781,837	1,708,162	1,772,172	1,822,976	1,822,976	1,822,976
Materials & Services	141,375	99,606	163,350	163,350	163,350	163,350
Total Expenditures	1,923,212	1,807,768	1,935,522	1,986,326	1,986,326	1,986,326
Full-Time Positions	19.05	19.05	19.30	19.30	19.30	19.30

EFFECTIVENESS INDICATORS: The department's continued ability to process referrals effectively will be measured by; our ability to maintain the contracted training school cap of 5; to continue to respond to all matters referred; strive to stabilize the average number of referrals made and children placed; to maintain active caseloads at their current average of 40 per Probation Counselor; and to meet the legal mandates and time lines prescribed in the Juvenile Code.

INTERRELATIONSHIPS: Lincoln County Sheriff, Police, the District Attorney, Circuit Court, Children and Families Commission, Services to Children & Families, and Oregon Youth Authority.

LINCOLN COUNTY
FY 2016-17 ANNUAL BUDGET
Fund: 101 -GENERAL FUND

ACCOUNT #	# FTE		2013-2014 Actual	2014-2015 Actual	2015-2016 Budget	2016-2017 Proposed Budget	2016-2017 Approved Budget	2016-2017 Adopted Budget
Department: 640 - JUVENILE DETENTION & SHELTER								
REVENUE								
101-640-33136		USFS COMMUNITY SVC GRANT	21,366	2,102	18,500	3,000	3,000	3,000
101-640-33153		CRIMINAL FINES & ASSESSMENTS	1,557	2,050	2,000	2,000	2,000	2,000
101-640-33154		JAB GRANT	4,625	-	-	-	-	-
101-640-33162		ODOT CONTRACT	6,493	-	-	-	-	-
101-640-33326		SHELTER HOME (DHS)	77,996	44,544	45,000	45,000	45,000	45,000
101-640-33330		CSD REIMBURSE/OYA DIVERSION	36,490	36,714	36,000	37,405	37,405	37,405
101-640-33331		OYA SHELTER	6,110	10,622	5,000	5,000	5,000	5,000
101-640-33347		JUVENILE CRIME PREVENTION	32,107	11,557	36,000	36,000	36,000	36,000
101-640-33991		COMMUNITY SERVICE OTHER	8,600	909	3,000	1,000	1,000	1,000
101-640-34300		MISC SERVICES/OYA LEASE PYMT	7,008	6,564	6,900	6,600	6,600	6,600
101-640-34301		TILLAMOOK DETENTION	39,730	38,425	20,000	45,000	45,000	45,000
101-640-34302		TILLAMOOK SHELTER	-	3,040	-	1,000	1,000	1,000
101-640-36650		REFUNDS & REIMBURSEMENTS	88	1,642	100	100	100	100
101-640-36990		MISCELLANEOUS	-	(54)	100	100	100	100
TOTAL REVENUE			242,169	158,114	172,600	182,205	182,205	182,205
PERSONNEL SERVICES								
101-640-90201	0.30	DIRECTOR	31,526	32,398	33,343	34,958	34,958	34,958
101-640-90204	1.00	ASSISTANT JUVENILE DIRECTOR	97,494	99,984	101,730	103,513	103,513	103,513
101-640-90248	1.00	JUVENILE DEPT SUPERVISOR	74,352	79,312	79,428	83,246	83,246	83,246
101-640-90250	1.00	ADMINISTRATIVE ASSISTANT	31,620	35,975	39,999	41,921	41,921	41,921
101-640-90308	3.00	JUVENILE COUNSELOR	176,751	177,000	180,531	187,093	187,093	187,093
101-640-90329	12.00	JUVENILE FACILITY COUNSELOR	645,775	600,021	601,855	625,463	625,463	625,463
101-640-90331	1.00	OFFICE SPECIALIST	37,494	37,836	39,655	41,561	41,561	41,561
101-640-90420		ON CALL EMPLOYEE	105,888	83,507	95,000	95,000	95,000	95,000
101-640-90501		OVERTIME	313	697	1,200	1,200	1,200	1,200
101-640-90504		COMP TIME PAYOFF	232	1,690	-	-	-	-
101-640-90801		FICA	88,377	88,517	89,715	92,868	92,868	92,868
101-640-90802		401(K) RETIREMENT	120,884	121,903	118,551	123,085	123,085	123,085
101-640-90804		HEALTH INSURANCE	207,424	189,519	217,150	236,008	236,008	236,008
101-640-90805		DENTAL INSURANCE	28,599	30,093	31,462	31,113	31,113	31,113
101-640-90806		LIFE INSURANCE	1,002	1,040	1,390	1,390	1,390	1,390
101-640-90807		LTD INSURANCE	2,883	3,247	11,007	11,428	11,428	11,428
101-640-90808		WORKER'S COMPENSATION	69,219	66,399	65,629	55,759	55,759	55,759
101-640-90809		UNEMPLOYMENT	12,504	11,822	11,727	6,070	6,070	6,070
101-640-90810		PEHP	860	935	900	900	900	900
101-640-90812		HEALTH SAVINGS ACCOUNT	48,643	46,268	51,900	50,400	50,400	50,400
19.30		TOTAL PERSONNEL SERVICES	1,781,837	1,708,162	1,772,172	1,822,976	1,822,976	1,822,976
MATERIALS & SERVICES								
101-640-91101		TRAVEL EXPENSE	684	334	1,500	1,500	1,500	1,500
101-640-91102		FLEET SERVICES	27,591	21,336	22,000	22,000	22,000	22,000
101-640-91201		MEALS & LODGING	1,271	1,833	2,000	2,000	2,000	2,000
101-640-91401		TELEPHONE	1,997	1,965	2,000	2,000	2,000	2,000
101-640-91501		POSTAGE	759	768	750	750	750	750
101-640-91601		PRINTING & PUBLICATIONS	1,489	534	750	750	750	750
101-640-91903		SHELTER RESIDENT ALLOWANCES	465	270	500	500	500	500
101-640-92001		UTILITIES	15,353	14,731	15,500	15,500	15,500	15,500
101-640-92101		EQUIPMENT REPAIR	1,393	650	1,750	1,750	1,750	1,750
101-640-92801		PROFESSIONAL SERVICES	18,403	16,330	25,000	25,000	25,000	25,000
101-640-92802		PROFESSIONAL CONFERENCE	518	1,100	1,250	1,500	1,500	1,500
101-640-92812		PSYCHOLOGICAL SERVICES	2,800	8,701	15,000	15,000	15,000	15,000
101-640-92901		MEMBERSHIP FEES & DUES	1,171	1,317	1,350	1,350	1,350	1,350
101-640-93301		MAINTENANCE AGREEMENTS	3,463	2,422	4,000	3,500	3,500	3,500
101-640-93901		CONTRACTUAL SERVICES	3,696	1,834	5,000	2,500	2,500	2,500
101-640-93934		RESTITUTION AND FINES	9,768	381	8,000	8,000	8,000	8,000
101-640-93953		YOUTH BASIC SUPPORT	32,104	11,585	36,000	36,000	36,000	36,000
101-640-94101		OFFICE SUPPLIES	1,202	1,550	1,750	1,550	1,550	1,550
101-640-94102		FURNITURE & EQUIP < \$10,000	2,387	1,428	3,000	5,000	5,000	5,000
101-640-94103		OPERATING SUPPLIES	4,504	2,475	4,500	4,500	4,500	4,500
101-640-94601		FOOD & CLOTHING	6,594	5,936	7,000	7,700	7,700	7,700
101-640-95101		MED/LAB/XRAY	628	654	1,500	1,500	1,500	1,500
101-640-95201		EDUCATION & LIBRARY	1,485	641	1,750	1,500	1,500	1,500
101-640-95202		CONTINUING EDUCATION	1,652	832	1,500	2,000	2,000	2,000
TOTAL MATERIALS & SERVICES			141,375	99,606	163,350	163,350	163,350	163,350
TOTAL DEPARTMENT EXPENSE			1,923,212	1,807,769	1,935,522	1,986,326	1,986,326	1,986,326

LINCOLN COUNTY, OREGON

GENERAL FUND (101)

DEPARTMENT: OTHER REQUIREMENTS-PUBLIC SAFETY (992)

A PUBLIC SAFETY PROGRAM

OBJECTIVES: To provide accounting and funding for public safety related functions including Emergency 911 Dispatch, Predator Control, and Courtroom Security Measures. Law enforcement related grant funds are included.

WORK PLAN SUMMARY: Participate with federal and state agencies in funding a trapper program (predator control), managing public safety related expenditures and grants.

REVENUE AND EXPENDITURE SUMMARY

	Actual <u>2013-14</u>	Actual <u>2014-15</u>	Budget <u>2015-16</u>	Proposed <u>2016-17</u>	Approved <u>2016-17</u>	Adopted <u>2016-17</u>
Total Revenues	311,400	310,923	312,207	285,664	285,664	285,664
Materials & Services	488,583	488,830	507,672	657,864	657,864	662,864
Capital Outlay	74,343	306,978	396,304	253,600	253,600	253,600
Transfers	0	0	57,535	95,630	95,630	95,630
Total Expenditures	562,926	795,808	961,511	1,007,094	1,007,094	1,012,094

EFFECTIVENESS INDICATORS: Planned expenditures and transfers executed in a timely manner with proper accounting and documentation, consistent with established Board policies and procedures.

INTERRELATIONSHIPS: Work with federal, state, and other agencies to meet the needs of the citizens of the county by providing funds and/or matching funds for programs when possible and by cooperating and participating in intergovernmental associations.

LINCOLN COUNTY
FY 2016-17 ANNUAL BUDGET
Fund: 101 -GENERAL FUND

ACCOUNT #		2013-2014 Actual	2014-2015 Actual	2015-2016 Budget	2016-2017 Proposed Budget	2016-2017 Approved Budget	2016-2017 Adopted Budget
Department: 992 - OTHER PUBLIC SAFETY							
<u>REVENUE</u>							
101-992-33101	2014 HOMELAND SECURITY-SIMULCAST EXPANSION	-	160,536	-	-	-	-
101-992-33102	2014 HOMELAND SECURITY-CERT KITS	-	4,125	-	-	-	-
101-992-33104	CERT ADMIN CONTINUITY DEVEL PROJECT	-	-	10,672	-	-	-
101-992-33138	EOC/JIC EXPANSION POD GRANT	-	-	-	46,164	46,164	46,164
101-992-33139	COUNTYWIDE COMMUNICATIONS PLAN GRANT	-	-	-	35,000	35,000	35,000
101-992-33147	2011 HOMELAND SECURITY	11,280	-	-	-	-	-
101-992-33160	COURT FINES(CH SECURITY ACT)	57,764	67,649	185,000	185,000	185,000	185,000
101-992-33166	SPECIAL STATE COURT REIMBURSEMENT	-	-	52,000	-	-	-
101-992-33168	HAZMAT EMERGENCY PREP GRANT	-	-	-	12,500	12,500	12,500
101-992-33172	HEALTHCARE PREPAREDNESS	8,894	5,077	7,000	7,000	7,000	7,000
101-992-33174	ECITATION AND ECRASH GRANT	51,347	-	-	-	-	-
101-992-33177	STATE REIMB COMM SYSTEM	91,274	-	-	-	-	-
101-992-33178	2013 HOMELAND SECURITY-EOP	-	16,000	-	-	-	-
101-992-36313	WVCC REIMBURSEMENT	33,116	-	-	-	-	-
101-992-39212	TRANSFER FROM ENFORCEMENT FUND	192	-	-	-	-	-
101-992-40003	BEG BAL - SAR BLDG DONATION	57,535	57,535	57,535	-	-	-
	TOTAL REVENUE	311,400	310,923	312,207	285,664	285,664	285,664
<u>MATERIALS & SERVICES</u>							
101-992-92912	2011 HOMELAND SECURITY GRANT	11,280	-	-	-	-	-
101-992-92918	CERT ADMIN CONTINUITY DEVEL PROJ EXP	-	-	10,672	-	-	-
101-992-92924	CERT KITS EXPENSE	-	4,125	-	-	-	-
101-992-92927	WVCC BACKUP SPACE PREP	33,116	-	-	-	-	-
101-992-92928	2013 HOMELAND SECURITY-EOP	-	16,000	-	-	-	-
101-992-93901	CONTRACTUAL SERVICES-WVCC	351,651	378,828	375,000	442,200	442,200	442,200
101-992-93909	COURTHOUSE SECURITY	57,764	54,799	85,000	85,000	85,000	85,000
101-992-93916	HAZMAT EMER PREP GRANT EXPENSE	-	-	-	12,500	12,500	12,500
101-992-93943	PREDATOR CONTROL	25,000	30,000	30,000	30,000	30,000	30,000
101-992-93960	EOC/JIC EXPANSION POD GRANT EXPENSE	-	-	-	46,164	46,164	46,164
101-992-93969	COUNTYWIDE COMM PLAN GRANT EXPENSE	-	-	-	35,000	35,000	35,000
101-992-93975	SANE PROGRAM	-	-	-	-	-	5,000
101-992-94013	HEALTHCARE PREP GRANT EXP	9,772	5,077	7,000	7,000	7,000	7,000
	TOTAL MATERIALS & SERVICES	488,583	488,830	507,672	657,864	657,864	662,864
<u>CAPITAL OUTLAY</u>							
101-992-97506	JAIL INTERCOM REPLACEMENT PROJECT	-	-	150,000	-	-	-
101-992-98202	EQUIPMENT	-	17,819	-	-	-	-
101-992-98205	JAIL CAMERA SYSTEM UPGRADE	-	-	-	70,000	70,000	70,000
101-992-98206	3D LASER SCANNER FORENSIC MEASURER	-	-	-	35,000	35,000	35,000
101-992-98801	COURTROOM SECURITY PROGRAM	-	12,850	100,000	100,000	100,000	100,000
101-992-98802	SPECIAL COURTHOUSE SECURITY PROJECT	-	-	52,000	24,600	24,600	24,600
101-992-98810	P&P MOBILE COMPUTER SYSTEM	22,997	-	-	-	-	-
101-992-98811	ECITATION AND ECRASH GRANT	51,347	-	-	-	-	-
101-992-98812	RECORDS MANAGEMENT SYSTEM	-	99,500	60,500	24,000	24,000	24,000
101-992-98813	JAIL CYBER KEY	-	16,272	13,000	-	-	-
101-992-98815	SIMULCAST EXPANSION PROJECT	-	160,536	20,804	-	-	-
	TOTAL CAPITAL OUTLAY	74,343	306,978	396,304	253,600	253,600	253,600
<u>TRANSFERS</u>							
101-992-99101	TRANSFER TO CAPITAL PROJECTS	-	-	57,535	-	-	-
101-992-99291	TRANSFER TO RADIO COMMUNICATIONS FUND	-	-	-	95,630	95,630	95,630
	TOTAL TRANSFERS	-	-	57,535	95,630	95,630	95,630
	TOTAL DEPARTMENT EXPENSE	562,926	795,807	961,511	1,007,094	1,007,094	1,012,094

**LINCOLN COUNTY
FY 2016-17 ANNUAL BUDGET
GENERAL FUND**

	2013-2014 Actual	2014-2015 Actual	2015-2016 Budget	2016-2017 Proposed Budget	2016-2017 Approved Budget	2016-2017 Adopted Budget
COMMUNITY SERVICE PROGRAM SUMMARY						
REVENUE						
31XXX TAXES	374,297	391,800	362,000	390,000	390,000	390,000
33XXX INTERGOVERNMENTAL	440,303	658,545	561,154	714,069	714,069	714,069
34XXX CHARGES FOR SERVICES	81,599	107,507	379,400	399,150	399,150	399,150
36XXX MISCELLANEOUS	806	5,673	-	-	-	-
40XXX BEGINNING BALANCE	83,361	44,008	-	1,102	1,102	1,102
TOTAL REVENUE	980,365	1,207,532	1,302,554	1,504,321	1,504,321	1,504,321
EXPENDITURES						
PERSONNEL SERVICES	437,244	480,338	410,964	442,026	442,026	442,026
MATERIALS & SERVICES	1,280,151	1,130,624	1,368,546	1,422,506	1,422,506	1,422,506
CAPITAL OUTLAY	210,967	329,509	371,603	529,500	529,500	529,500
TOTAL EXPENDITURES	1,928,362	1,940,472	2,151,113	2,394,032	2,394,032	2,394,032
OTHER APPROPRIATIONS						
TRANS TO PUBLIC HEALTH FUND	346,712	307,500	307,500	307,500	307,500	307,500

TOTAL # FTE: 5.30

LINCOLN COUNTY, OREGON
GENERAL FUND (101)

DEPARTMENT: VETERAN'S DEPARTMENT (080)

A GENERAL GOVERNMENT PROGRAM

OBJECTIVE: Services include instructing and assisting veterans and/or their dependents/survivors with disability claims, compensation, pensions, burial benefits, educational benefits, appeals, locating military service records and documents, military medical records, disability upgrades, veterans mortgage eligibility certificates (state and federal) and, in general, assist with all matters involving veterans.

WORK PLAN SUMMARY: To advocate for the veteran to the Veterans Administration through the Oregon Department of Veterans Affairs and/or other veteran service organizations or agencies to obtain their entitled benefits in the most efficient and professional manner possible.

REVENUE AND EXPENDITURE SUMMARY

	<u>Actual</u> <u>2013-14</u>	<u>Actual</u> <u>2014-15</u>	<u>Budget</u> <u>2015-16</u>	<u>Proposed</u> <u>2016-17</u>	<u>Approved</u> <u>2016-17</u>	<u>Adopted</u> <u>2016-17</u>
Total Revenues	52,690	47,333	40,692	55,230	55,230	55,230
Personnel Services	127,523	132,618	137,147	143,925	143,925	143,925
Materials & Services	25,433	26,508	28,870	34,182	34,182	34,182
Total Expenditures	152,956	159,126	166,017	178,107	178,107	178,107
Full-Time Positions	1.80	1.80	1.80	1.80	1.80	1.80

EFFECTIVENESS INDICATORS: Prior to FY 2006-2007, the Veteran Services Office was budgeted for the employment of one .80 FTE and the average annual veteran's benefit claims award was approximately \$250,000. Since FY 2006-2007 to present, the Veteran Services office, with 2.0 FTE budgeted has brought over \$11 million dollars in veteran benefits to Lincoln County veterans in the form of service connected disability compensation and non-service connected disability pensions for disabled veterans, widows, and survivors to eligible County residents. Total VA benefits paid to Lincoln County Veterans as of FY 2014 were in excess of \$40 million. In 2006, SB1100 was enacted by the state legislature for enlargement and enhancement of veteran services statewide. About \$40,000 in state funding is now provided each fiscal year to Lincoln County for Veteran Services.

INTERRELATIONSHIPS: The Veteran Services Office works closely with the Oregon Department of Veterans Affairs, senior and disability services, local hospitals, assisted living facilities, the state employment office, the Veterans Administration, all county offices, Veterans organizations (local, state and national) and various other local service offices.

LINCOLN COUNTY
FY 2016-17 ANNUAL BUDGET
Fund: 101 -GENERAL FUND

ACCOUNT #	# FTE		2013-2014	2014-2015	2015-2016	2016-2017	2016-2017	2016-2017
			Actual	Actual	Budget	Proposed Budget	Approved Budget	Adopted Budget
Department: 080 - VETERANS' SERVICES								
REVENUE								
101-080-33909		OFFICE REIMBURSEMENT-VA	40,389	40,691	40,692	54,128	54,128	54,128
101-080-33911		VA EXTENDED OUTREACH GRANT	12,300	-	-	-	-	-
101-080-40002		BEGINNING BALANCE-VA OUTREACH	-	6,643	-	1,102	1,102	1,102
TOTAL REVENUE			52,689	47,333	40,692	55,230	55,230	55,230
PERSONNEL SERVICES								
101-080-90226	0.80	VETERANS SERVICE OFFICER	42,864	43,958	46,070	48,767	48,767	48,767
101-080-90250	1.00	ADMINISTRATIVE ASSISTANT	39,284	38,608	39,899	41,816	41,816	41,816
101-080-90801		FICA	5,959	6,039	6,577	6,930	6,930	6,930
101-080-90802		401(K) RETIREMENT	9,255	9,295	9,457	9,964	9,964	9,964
101-080-90804		HEALTH INSURANCE	18,563	21,758	22,446	24,845	24,845	24,845
101-080-90805		DENTAL INSURANCE	2,755	3,190	3,064	3,128	3,128	3,128
101-080-90806		LIFE INSURANCE	98	111	144	144	144	144
101-080-90807		LTD INSURANCE	281	346	879	926	926	926
101-080-90808		WORKER'S COMPENSATION	1,846	1,943	1,991	1,192	1,192	1,192
101-080-90809		UNEMPLOYMENT	881	845	860	453	453	453
101-080-90810		PEHP	338	375	360	360	360	360
101-080-90812		HEALTH SAVINGS ACCOUNT	5,400	6,150	5,400	5,400	5,400	5,400
1.80		TOTAL PERSONNEL SERVICES	127,523	132,618	137,147	143,925	143,925	143,925
MATERIALS & SERVICES								
101-080-91101		TRAVEL EXPENSE	1,568	1,912	2,500	3,000	3,000	3,000
101-080-91201		MEALS & LODGING	1,381	1,987	2,000	2,000	2,000	2,000
101-080-91401		TELEPHONE	1,560	1,643	2,000	2,000	2,000	2,000
101-080-91501		POSTAGE	753	564	1,000	1,000	1,000	1,000
101-080-92001		UTILITIES	743	810	750	750	750	750
101-080-92901		MEMBERSHIP FEES & DUES	75	180	200	200	200	200
101-080-93901		CONTRACTUAL SERVICES	8,701	4,489	8,000	8,000	8,000	8,000
101-080-94101		OFFICE SUPPLIES	12	3,033	3,600	3,600	3,600	3,600
101-080-94102		FURNITURE & EQUIP < \$10,000	-	-	-	3,500	3,500	3,500
101-080-95927		VA EXTENDED OUTREACH GRANT	3,079	4,331	-	1,102	1,102	1,102
101-080-96601		RENTALS OF SPACE	7,560	7,560	8,820	9,030	9,030	9,030
TOTAL MATERIALS & SERVICES			25,433	26,508	28,870	34,182	34,182	34,182
TOTAL DEPARTMENT EXPENSE			152,956	159,127	166,017	178,107	178,107	178,107

LINCOLN COUNTY, OREGON
GENERAL FUND (101)

DEPARTMENT: PARKS (910)

A COMMUNITY SERVICES PROGRAM

OBJECTIVE: Provide the public with opportunities for quality recreational experiences. Provide for the physical maintenance of the County Park system.

WORK PLAN SUMMARY: Efficiently maintain quality maintenance program for county park system. Emphasis will be placed on the maintenance of current facilities.

REVENUE AND EXPENDITURE SUMMARY

	Actual <u>2013-14</u>	Actual <u>2014-15</u>	Budget <u>2015-16</u>	Proposed <u>2016-17</u>	Approved <u>2016-17</u>	Adopted <u>2016-17</u>
Total Revenues	203,229	549,780	527,862	677,091	677,091	677,091
Personnel Services	222,362	250,786	273,817	298,101	298,101	298,101
Materials & Services	172,106	100,214	110,900	116,900	116,900	116,900
Capital Outlay	210,967	329,509	371,603	529,500	529,500	529,500
Total Expenditures	605,435	680,509	756,320	944,501	944,501	944,501
Full-Time Positions	2.33	3.33	3.33	3.50	3.50	3.50

EFFECTIVENESS INDICATORS: Maintenance of the county park system.

BUDGET NOTE: There are grant dollars available from the Oregon State Marine Board, Oregon State Parks, and Oregon Department of Fish and Wildlife that will be used, if received, to develop boat ramps, paved parking, additional campsites, and upgrade restroom facilities.

LINCOLN COUNTY
FY 2016-17 ANNUAL BUDGET
Fund: 101 -GENERAL FUND

ACCOUNT #	# FTE		2013-2014 Actual	2014-2015 Actual	2015-2016 Budget	2016-2017 Proposed Budget	2016-2017 Approved Budget	2016-2017 Adopted Budget
Department: 910 - PARKS								
REVENUE								
101-910-33167		KNIGHT PARK IMPR OSMB GRANT	-	-	-	63,350	63,350	63,350
101-910-33725		STATE MARINE BOARD MAP	27,800	27,800	27,800	30,800	30,800	30,800
101-910-33750		STATE RV LICENSE FEES	74,554	74,172	89,791	89,791	89,791	89,791
101-910-33752		CAMPGROUND OPPORTUNITY GRANT	35,252	-	-	-	-	-
101-910-33758		OSMB ALSEA PARK GRANT	-	73,750	-	-	-	-
101-910-33759		MORGAN PARK MARINE BOARD	-	106,900	-	-	-	-
101-910-33760		OJALLA MARINE BOARD GRANT	-	74,425	-	-	-	-
101-910-33761		OJALLA ODFW GRANT	-	43,040	295,575	-	-	-
101-910-33762		BROWN PARK GRANT	-	-	-	400,000	400,000	400,000
101-910-33764		CAMPGROUND OPP-MORGAN ADA	-	31,665	16,084	-	-	-
101-910-33992		STATE RECREATIONAL TRAILS	-	25,353	15,212	-	-	-
101-910-34705		COUNTY PARKS ALLOCATION	267	359	-	-	-	-
101-910-34710		MOONSHINE PARK CAMPING	42,653	62,659	57,000	62,000	62,000	62,000
101-910-34711		MOONSHINE PARK DAY USE	6,451	9,179	7,000	8,500	8,500	8,500
101-910-34712		MOONSHINE PARK SHOWER	1,968	2,024	1,750	2,500	2,500	2,500
101-910-34713		MOONSHINE PARK WOOD SALES	3,243	3,412	3,500	3,500	3,500	3,500
101-910-34720		ELK CITY PARK CAMPING	4,178	6,370	6,000	7,200	7,200	7,200
101-910-34723		ELK CITY WOOD SALES	297	250	350	350	350	350
101-910-34730		JACK MORGAN RV CAMPING	5,868	7,768	7,200	8,500	8,500	8,500
101-910-34733		JACK MORGAN PARK WOOD SALES	500	485	600	600	600	600
101-910-36990		MISCELLANEOUS	198	168	-	-	-	-
TOTAL REVENUE			203,229	549,780	527,862	677,091	677,091	677,091
PERSONNEL SERVICES								
101-910-90256	1.00	PARKS MAINTENANCE SUPERVISOR	56,748	58,188	60,099	62,987	62,987	62,987
101-910-90309	1.00	PARK WATCHPERSON	33,558	34,416	35,718	37,435	37,435	37,435
101-910-90320	1.50	PARK MAINTENANCE WORKER	41,176	50,540	55,107	62,729	62,729	62,729
101-910-90410		SEASONAL WORKER	2,474	6,813	13,400	13,400	13,400	13,400
101-910-90501		OVERTIME	2,065	1,870	2,500	2,500	2,500	2,500
101-910-90603		TELEPHONE STIPEND	560	1,400	840	840	840	840
101-910-90801		FICA	9,773	11,752	12,826	13,762	13,762	13,762
101-910-90802		401(K) RETIREMENT	14,577	16,938	16,969	18,314	18,314	18,314
101-910-90804		HEALTH INSURANCE	38,723	39,032	44,840	55,047	55,047	55,047
101-910-90805		DENTAL INSURANCE	5,091	6,021	6,488	7,649	7,649	7,649
101-910-90806		LIFE INSURANCE	151	170	240	240	240	240
101-910-90807		LTD INSURANCE	435	543	1,552	1,677	1,677	1,677
101-910-90808		WORKER'S COMPENSATION	8,954	10,327	10,878	9,872	9,872	9,872
101-910-90809		UNEMPLOYMENT	1,405	1,605	1,680	969	969	969
101-910-90810		PEHP	173	188	180	180	180	180
101-910-90812		HEALTH SAVINGS ACCOUNT	6,500	10,984	10,500	10,500	10,500	10,500
3.50		TOTAL PERSONNEL SERVICES	222,362	250,786	273,817	298,101	298,101	298,101
MATERIALS & SERVICES								
101-910-91101		TRAVEL EXPENSE	-	233	-	-	-	-
101-910-91102		FLEET SERVICES	23,062	33,643	38,000	38,000	38,000	38,000
101-910-91201		MEALS & LODGING	166	877	1,000	1,000	1,000	1,000
101-910-91401		TELEPHONE	1,237	1,742	1,500	1,500	1,500	1,500
101-910-91501		POSTAGE	57	37	75	75	75	75
101-910-91601		PRINTING & PUBLICATIONS	2,150	2,477	2,500	2,500	2,500	2,500
101-910-92001		UTILITIES	15,321	16,882	17,000	20,000	20,000	20,000
101-910-92201		BUILDING REPAIR	2,520	2,149	3,000	3,000	3,000	3,000
101-910-92301		GROUND MAINTENANCE	912	108	1,000	1,000	1,000	1,000
101-910-92802		PROFESSIONAL CONFERENCE	150	290	500	500	500	500
101-910-92807		DOCTORS/EXAMS	-	-	250	250	250	250
101-910-92901		MEMBERSHIP FEES & DUES	100	200	200	200	200	200
101-910-93901		CONTRACTUAL SERVICES	26,576	16,621	28,750	28,750	28,750	28,750
101-910-94102		FURNITURE & EQUIP < \$10,000	1,945	14,344	2,000	4,000	4,000	4,000
101-910-94103		OPERATING SUPPLIES	446	1,158	650	1,000	1,000	1,000
101-910-94210		COPIER SERVICES	69	69	75	75	75	75
101-910-94301		JANITORIAL SUPPLIES	602	495	600	1,250	1,250	1,250
101-910-94602		UNIFORMS	428	1,184	1,200	1,200	1,200	1,200
101-910-94701		SMALL TOOLS	11	148	250	250	250	250

**LINCOLN COUNTY
FY 2016-17 ANNUAL BUDGET
Fund: 101 -GENERAL FUND**

ACCOUNT #	# FTE	2013-2014 Actual	2014-2015 Actual	2015-2016 Budget	2016-2017 Proposed Budget	2016-2017 Approved Budget	2016-2017 Adopted Budget
Department: 910 - PARKS							
101-910-94901	GROUNDS & ROADWAYS	88	1,044	1,000	1,000	1,000	1,000
101-910-95101	MED/LAB/XRAY	276	465	750	750	750	750
101-910-96710	PROPERTY TAXES	372	538	600	600	600	600
101-910-96902	ROAD BILLABLE COSTS	95,618	5,510	10,000	10,000	10,000	10,000
TOTAL MATERIALS & SERVICES		172,106	100,214	110,900	116,900	116,900	116,900
CAPITAL OUTLAY							
101-910-97101	PROPERTY PURCHASE	62,400	-	-	-	-	-
101-910-97610	MOONSHINE PARK IMPROVEMENTS	65,094	-	-	-	-	-
101-910-97611	KNIGHT PARK IMPROVEMENTS	-	-	-	78,000	78,000	78,000
101-910-97612	MIKE MILLER TRAIL IMPROVEMENT	-	16,834	25,000	-	-	-
101-910-97613	ALSEA PARK PASSTHROUGH	-	73,750	-	-	-	-
101-910-97614	LINDLY PARK IMPROVEMENTS	2,500	14,403	31,000	29,500	29,500	29,500
101-910-97615	MORGAN PARK RAMP IMPROVEMENTS	71,067	61,102	-	-	-	-
101-910-97616	MORGAN PARK ADA GRANT	-	37,795	20,028	-	-	-
101-910-97617	OJALLA PARK ODFW GRANT	-	43,595	295,575	-	-	-
101-910-97618	OJALLA PARK MARINE BOARD GRANT	-	82,030	-	-	-	-
101-910-97619	BROWN PARK IMPROVEMENTS	-	-	-	422,000	422,000	422,000
101-910-98201	EQUIPMENT	9,906	-	-	-	-	-
TOTAL CAPITAL OUTLAY		210,967	329,509	371,603	529,500	529,500	529,500
TOTAL DEPARTMENT EXPENSE		605,434	680,510	756,320	944,501	944,501	944,501

LINCOLN COUNTY, OREGON

GENERAL FUND (101)

DEPARTMENT: OTHER REQUIREMENTS-COMMUNITY SERVICES (993)

A COMMUNITY SERVICES PROGRAM

OBJECTIVES: To provide accounting and funding for inter-fund transfers for Human Services; to budget and account for funds provided to nonprofit agencies that receive funding from the County for part of their budget through the non-profit social service agency funding program; economic development from Lottery proceeds and from the Hotel/Motel tax including allocations as provided under county code; historical societies; miscellaneous social services.

WORK PLAN SUMMARY: Provide for Community Services that are not mandated by law, but which are highly desired by taxpayers. This includes a limited funding level for non-County not-for-profit agencies as well as economic development.

REVENUE AND EXPENDITURE SUMMARY

	Actual	Actual	Budget	Proposed	Approved	Adopted
	<u>2013-14</u>	<u>2014-15</u>	<u>2015-16</u>	<u>2016-17</u>	<u>2016-17</u>	<u>2016-17</u>
Total Revenues	493,383	396,652	734,000	762,000	762,000	762,000
Materials & Services	974,273	882,463	1,228,776	1,271,424	1,271,424	1,271,424
Transfers	346,712	307,500	307,500	307,500	307,500	307,500
Total Expenditures	1,320,985	1,189,963	1,536,276	1,578,924	1,578,924	1,578,924

EFFECTIVENESS INDICATORS: Planned expenditures and transfers executed in a timely manner with proper accounting and documentation, consistent with established Board policies and procedures.

INTERRELATIONSHIPS: Work with federal, state, non-profit and not-for-profit agencies to meet the needs of the citizens of the county by providing matching funds for programs when possible and by cooperating and participating in intergovernmental associations.

**LINCOLN COUNTY
FY 2016-17 ANNUAL BUDGET
Fund: 101 -GENERAL FUND**

ACCOUNT #		2013-2014 Actual	2014-2015 Actual	2015-2016 Budget	2016-2017 Proposed Budget	2016-2017 Approved Budget	2016-2017 Adopted Budget
Department: 993 - OTHER COMMUNITY SERVICES							
<u>REVENUE</u>							
101-993-31602	TRANSIENT ROOM TAX - AQUARIUM	177,552	185,651	172,000	190,000	190,000	190,000
101-993-31610	TRANSIENT ROOM TAX - COCA	196,745	206,129	190,000	200,000	200,000	200,000
101-993-33103	JUVENILE CRIME PREVENTION GRANT	-	-	22,500	22,500	22,500	22,500
101-993-33153	CRIMINAL FINES & ASSESSMENTS	3,700	4,872	3,500	3,500	3,500	3,500
101-993-33355	OCDBG MICROENTERPRISE DEVELOPMEN	50,000	-	50,000	50,000	50,000	50,000
101-993-34516	MEDICAID FEE REIMBURSEMENT	-	-	296,000	296,000	296,000	296,000
101-993-40005	BEGINNING BAL - PAADA	65,387	-	-	-	-	-
	TOTAL REVENUE	493,383	396,652	734,000	762,000	762,000	762,000
<u>MATERIALS & SERVICES</u>							
101-993-93903	TRANSIENT ROOM TAX - COCA/ECON DEVE	196,745	206,129	190,000	200,000	200,000	200,000
101-993-93918	COUNTY AGENCIES	165,000	162,394	165,000	169,950	169,950	169,950
101-993-93919	ALSI HISTORICAL SOCIETY	10,965	11,294	11,259	11,597	11,597	11,597
101-993-93920	YAQUINA RR SOCIETY	23,157	23,852	23,778	24,491	24,491	24,491
101-993-93921	LINCOLN COUNTY HISTORICAL SOCI	214,476	220,910	220,229	226,836	226,836	226,836
101-993-93922	NORTH LINCOLN HISTORICAL SOC	66,233	68,220	68,010	70,050	70,050	70,050
101-993-93924	OCDBG MICROENTERPRISE DEVELOPMEN	50,000	-	50,000	50,000	50,000	50,000
101-993-93925	MENTAL HEALTH COURT	247	-	5,000	5,000	5,000	5,000
101-993-93927	DONATIONS PROJECT HOMELESS	3,000	3,000	3,000	3,000	3,000	3,000
101-993-93928	TOLEDO HISTORY CENTER	-	1,000	2,000	2,000	2,000	2,000
101-993-93937	JUVENILE CRIME PREVENTION PAYMENT	-	-	22,500	22,500	22,500	22,500
101-993-93941	TRANSIENT ROOM TAX - AQUARIUM	177,552	185,664	172,000	190,000	190,000	190,000
101-993-93965	PAADA	66,898	-	-	-	-	-
101-993-95935	TCM PAYBACK EXP - MEDICAID	-	-	296,000	296,000	296,000	296,000
	TOTAL MATERIALS & SERVICES	974,273	882,463	1,228,776	1,271,424	1,271,424	1,271,424
<u>TRANSFERS</u>							
101-993-99201	TRANSFER TO PUBLIC HEALTH FUND	346,712	307,500	307,500	307,500	307,500	307,500
	TOTAL TRANSFERS	346,712	307,500	307,500	307,500	307,500	307,500
	TOTAL DEPARTMENT EXPENSE	1,320,985	1,189,963	1,536,276	1,578,924	1,578,924	1,578,924

CLOSED DEPARTMENTS

**LINCOLN COUNTY
FY 2016-17 ANNUAL BUDGET
Fund: 101 -GENERAL FUND**

ACCOUNT #		2013-2014 Actual	2014-2015 Actual	2015-2016 Budget	2016-2017 Proposed Budget	2016-2017 Approved Budget	2016-2017 Adopted Budget
Department: 132 - DA OVW GRANT (CLOSED)							
<u>REVENUE</u>							
101-132-33123	OVW GRANT/DOJ	145,170	26,336	-	-	-	-
	TOTAL REVENUE	145,170	26,336	-	-	-	-
<u>PERSONNEL SERVICES</u>							
101-132-90305	DEPUTY DISTRICT ATTORNEY	48,602	-	-	-	-	-
101-132-90310	PAROLE & PROBATION OFFICER	22,908	7,739	-	-	-	-
101-132-90801	FICA	5,505	624	-	-	-	-
101-132-90802	401(K) RETIREMENT	8,126	956	-	-	-	-
101-132-90804	HEALTH INSURANCE	9,985	1,235	-	-	-	-
101-132-90805	DENTAL INSURANCE	1,366	151	-	-	-	-
101-132-90806	LIFE INSURANCE	63	7	-	-	-	-
101-132-90807	LTD INSURANCE	181	20	-	-	-	-
101-132-90808	WORKER'S COMPENSATION	2,458	494	-	-	-	-
101-132-90809	UNEMPLOYMENT	772	87	-	-	-	-
101-132-90811	DEFERRED COMPENSATION	229	87	-	-	-	-
101-132-90812	HEALTH SAVINGS ACCOUNT	1,500	-	-	-	-	-
	TOTAL PERSONNEL SERVICES	101,695	11,400	-	-	-	-
<u>MATERIALS & SERVICES</u>							
101-132-91101	TRAVEL EXPENSE	3,413	392	-	-	-	-
101-132-91201	MEALS & LODGING	2,866	582	-	-	-	-
101-132-93901	CONTRACTUAL SERVICES	66,091	24,796	-	-	-	-
	TOTAL MATERIALS & SERVICES	72,371	25,770	-	-	-	-
	TOTAL DEPARTMENT EXPENSE	174,066	37,169	-	-	-	-

**LINCOLN COUNTY
FY 2016-17 ANNUAL BUDGET
Fund: 101 -GENERAL FUND**

ACCOUNT #		2013-2014 Actual	2014-2015 Actual	2015-2016 Budget	2016-2017 Proposed Budget	2016-2017 Approved Budget	2016-2017 Adopted Budget
Department: 291 - PUBLIC SAFETY COMMUNICATIONS (MOVED TO NEW FUND 291)							
<u>REVENUE</u>							
101-291-34170	CHARGES TO OTHER FUNDS	-	-	11,110	-	-	-
101-291-34171	AGENCY COST SHARING	-	-	60,000	-	-	-
101-291-34610	OTTER CREST COMM RENT	35,390	33,465	30,000	-	-	-
101-291-34620	CAPE PERPETUA COMM RENT	8,116	13,516	14,000	-	-	-
101-291-36990	MISCELLANEOUS	7,500	-	-	-	-	-
	TOTAL REVENUE	51,006	46,981	115,110	-	-	-
<u>MATERIALS & SERVICES</u>							
101-291-92001	UTILITIES	3,962	6,213	4,700	-	-	-
101-291-92101	EQUIPMENT REPAIR	33,238	54,931	6,500	-	-	-
101-291-93901	CONTRACTUAL SERVICES	1,562	21,808	50,000	-	-	-
101-291-94102	FURNITURE & EQUIP < \$10,000	19,570	7,813	8,000	-	-	-
101-291-95901	OTHER SUPPLIES	60	-	500	-	-	-
101-291-96601	RENTALS OF SPACE	29,176	94,106	53,000	-	-	-
	TOTAL MATERIALS & SERVICES	87,567	184,870	122,700	-	-	-
	TOTAL DEPARTMENT EXPENSE	87,567	184,870	122,700	-	-	-

**LINCOLN COUNTY
FY 2016-17 ANNUAL BUDGET
Fund: 101 -GENERAL FUND**

ACCOUNT #		2013-2014 Actual	2014-2015 Actual	2015-2016 Budget	2016-2017 Proposed Budget	2016-2017 Approved Budget	2016-2017 Adopted Budget
Department: 642 - CCF/EARLY LEARNING HUB (CLOSED)							
REVENUE							
101-642-33312	MEDICAL ASSISTANCE PROGRAMS	1,752	-	-	-	-	-
101-642-33313	GREAT START PASS THROUGH	2,346	3,244	-	-	-	-
101-642-33315	BASIC CAPACITY GRANT	20,000	-	-	-	-	-
101-642-33316	EARLY LITERACY GRANT	-	50,000	-	-	-	-
101-642-33346	FAMILY PRES PASS THROUGH	8,694	-	-	-	-	-
101-642-33348	CYF PASSTHROUGH	10,866	-	-	-	-	-
101-642-33990	JUVENILE CRIME PASSTHROUGH	22,500	22,500	-	-	-	-
101-642-40000	BEGINNING BALANCE	4,268	2,829	-	-	-	-
	TOTAL REVENUE	70,426	78,573	-	-	-	-
PERSONNEL SERVICES							
101-642-90402	CONTRACT EMPLOYEE	19,600	20,470	-	-	-	-
101-642-90801	FICA	1,751	1,609	-	-	-	-
101-642-90802	401(K) RETIREMENT	284	-	-	-	-	-
101-642-90804	HEALTH INSURANCE	(225)	1,068	-	-	-	-
101-642-90805	DENTAL INSURANCE	(95)	-	-	-	-	-
101-642-90806	LIFE INSURANCE	2	-	-	-	-	-
101-642-90807	LTD INSURANCE	6	-	-	-	-	-
101-642-90808	WORKER'S COMPENSATION	502	501	-	-	-	-
101-642-90809	UNEMPLOYMENT	269	212	-	-	-	-
101-642-90810	PEHP	8	-	-	-	-	-
101-642-90812	HEALTH SAVINGS ACCOUNT	-	375	-	-	-	-
	TOTAL PERSONNEL SERVICES	22,103	24,234	-	-	-	-
MATERIALS & SERVICES							
101-642-91101	TRAVEL EXPENSE	-	724	-	-	-	-
101-642-91401	TELEPHONE	431	-	-	-	-	-
101-642-91501	POSTAGE	-	-	-	-	-	-
101-642-93301	MAINTENANCE AGREEMENTS	656	-	-	-	-	-
101-642-93901	CONTRACTUAL SERVICES	-	3,697	-	-	-	-
101-642-93933	CYF PASSTHROUGH	10,866	-	-	-	-	-
101-642-93935	FAMILY PRES PASS THROUGH	8,694	-	-	-	-	-
101-642-93936	GREAT START PASS THROUGH	2,346	-	-	-	-	-
101-642-93937	JUVENILE CRIME PASS THROUGH	22,500	22,500	-	-	-	-
101-642-95901	OTHER SUPPLIES	-	25,935	-	-	-	-
	TOTAL MATERIALS & SERVICES	45,494	52,856	-	-	-	-
	TOTAL DEPARTMENT EXPENSE	67,597	77,090	-	-	-	-

**LINCOLN COUNTY
FY 2016-17 ANNUAL BUDGET
Fund: 101 -GENERAL FUND**

ACCOUNT #		2013-2014 Actual	2014-2015 Actual	2015-2016 Budget	2016-2017 Proposed Budget	2016-2017 Approved Budget	2016-2017 Adopted Budget
Department: 643 - COASTAL FAMILIES TOGETHER PROGRAM (CLOSED)							
<u>REVENUE</u>							
101-643-33311	FEDERAL YOUTH INVESTMENT	32,083	-	-	-	-	-
101-643-33981	OR COMMUNITY FOUNDATION	90,000	70,000	-	-	-	-
101-643-33983	OHSU/HRSA GRANT	8,067	5,133	-	-	-	-
101-643-33984	OR HEALTH AUTH-PARENT CAFES	-	5,000	-	-	-	-
101-643-34113	CLASS FEES	1,174	-	-	-	-	-
101-643-34114	JAIL PARENTING CLASS PAYMENT	15,000	15,000	-	-	-	-
101-643-36990	MISCELLANEOUS	608	5,504	-	-	-	-
101-643-40000	BEGINNING BALANCE	15,706	34,536	-	-	-	-
	TOTAL REVENUE	162,638	135,174	-	-	-	-
<u>PERSONNEL SERVICES</u>							
101-643-90402	CONTRACT EMPLOYEE	58,800	61,410	-	-	-	-
101-643-90801	FICA	4,480	4,827	-	-	-	-
101-643-90804	HEALTH INSURANCE	-	3,202	-	-	-	-
101-643-90808	WORKER'S COMPENSATION	1,373	1,501	-	-	-	-
101-643-90809	UNEMPLOYMENT	604	635	-	-	-	-
101-643-90812	HEALTH SAVINGS ACCOUNT	-	1,125	-	-	-	-
	TOTAL PERSONNEL SERVICES	65,256	72,700	-	-	-	-
<u>MATERIALS & SERVICES</u>							
101-643-91101	TRAVEL EXPENSE	1,283	1,258	-	-	-	-
101-643-91201	MEALS & LODGING	84	-	-	-	-	-
101-643-91501	POSTAGE	80	51	-	-	-	-
101-643-91601	PRINTING & PUBLICATIONS	-	548	-	-	-	-
101-643-93901	CONTRACTUAL SERVICES	42,873	51,158	-	-	-	-
101-643-93957	OHSU/HRSA GRANT EXPENSE	9,315	5,776	-	-	-	-
101-643-94101	OFFICE SUPPLIES	789	22	-	-	-	-
101-643-95901	OTHER SUPPLIES	8,421	9,769	-	-	-	-
	TOTAL MATERIALS & SERVICES	62,845	68,582	-	-	-	-
	TOTAL DEPARTMENT EXPENSE	128,101	141,281	-	-	-	-

LINCOLN COUNTY, OREGON

HEALTH AND HUMAN SERVICES

PUBLIC HEALTH FUND (208) *A COMMUNITY SERVICES FUND*

OBJECTIVE: To provide public health services to the residents of Lincoln County, consistent with state and federal laws, rules, guidelines and contractual requirements. Funding is provided from Federal and State governments, as well as public and private non-profit organizations through a series of grants and contracts, as well as fee for service billings.

Services are provided in conjunction with a number of other local governmental, outside, and not-for-profit agencies. Services are provided at a wide variety of age levels. The Department serves as the County Public Health and Environmental Health Agency.

MENTAL HEALTH FUND (209) *A COMMUNITY SERVICES FUND*

OBJECTIVE: To provide public health services to the residents of Lincoln County, consistent with state and federal laws, rules, guidelines and contractual requirements. Funding is provided from Federal and State governments, as well as public and private non-profit organizations through a series of grants and contracts, as well as fee for service billings.

Services are provided in conjunction with a number of other local governmental, outside, and not-for-profit agencies. Services are provided at a wide variety of age levels. The Department services as the Mental Health, Addictions, and Developmental Disability Agency.

COMMUNITY HEALTH CENTER FUND (216) *A COMMUNITY SERVICES FUND – FEDERALLY QUALIFIED HEALTH CENTER*

OBJECTIVE: To increase access to high-quality health care for residents in Lincoln County regardless of ability to pay or insurance coverage. The services provided encompass primary care (preventive, acute and chronic disease management services), reproductive health, behavioral health services along with access to affordable pharmacy and dental services for patients of the center. Through a contract with the Department of Veteran's Affairs, primary health care services for veterans are also offered.

LINCOLN COUNTY
FY 2016-17 ANNUAL BUDGET
Fund: 208 - PUBLIC HEALTH FUND

# FTE		2013-2014 Actual	2014-2015 Actual	2015-2016 Budget	2016-2017 Proposed Budget	2016-2017 Approved Budget	2016-2017 Adopted Budget	
FUND SUMMARY								
REVENUE								
33XXX	INTERGOVERNMENTAL	1,522,096	1,511,965	1,454,659	1,495,431	1,495,431	1,569,807	
34XXX	CHARGES FOR SERVICES	2,779,834	3,244,215	3,325,708	3,454,596	3,454,596	3,467,963	
36XXX	MISCELLANEOUS	46,071	76,992	60,646	67,146	67,146	67,146	
39XXX	TRANSFER FROM OTHER FUNDS	346,712	307,500	375,105	357,500	357,500	357,500	
4000X	BEGINNING BALANCE	533,789	227,650	328,440	444,497	444,497	444,497	
	TOTAL REVENUE	5,228,502	5,368,322	5,544,558	5,819,170	5,819,170	5,906,913	
EXPENDITURES								
	PERSONNEL SERVICES	3,229,840	3,499,087	4,114,032	4,332,763	4,332,763	4,393,983	
	MATERIALS & SERVICES	1,428,822	1,540,635	1,396,526	1,486,407	1,486,407	1,512,930	
	CAPITAL OUTLAY	46,955	-	34,000	-	-	-	
	TRANSFERS TO OTHER FUNDS	245,699	-	-	-	-	-	
	TOTAL EXPENDITURES	4,951,315	5,039,721	5,544,558	5,819,170	5,819,170	5,906,913	
	ENDING BALANCE	277,187	328,601	-	-	-	-	
EXPENDITURES BY DEPARTMENT								
375	0.45	SOLID WASTE DISPOSAL	46,454	43,162	63,287	55,000	55,000	55,000
401	0.45	PUBLIC HEALTH ACCREDITATION	-	-	58,452	62,423	62,423	62,423
405	2.90	COMMUNICABLE DISEASE	372,500	376,756	428,903	478,744	478,744	478,744
407	0.40	PUBLIC HEALTH PREVENTION	23,497	132,779	121,847	74,952	74,952	149,328
408	0.65	MENTAL HEALTH FIRST AID	-	-	67,605	74,105	74,105	74,105
409	1.15	OPIOID PREVENTION GRANT	-	-	127,220	125,000	125,000	125,000
410	20.70	ADMINISTRATIVE SERVICES	1,878,639	1,929,556	2,220,127	2,283,375	2,283,375	2,283,375
411	3.25	MATERNAL CHILD HEALTH (MCH) HOME VISITING	341,377	330,607	246,621	449,830	449,830	449,830
412	4.60	NURSE FAMILY PARTNERSHIP	546,812	615,716	526,077	584,125	584,125	584,125
413	4.60	WOMEN INFANTS & CHILDREN (WIC) PROGRAM	332,244	338,653	340,349	401,506	401,506	401,506
414	0.75	TOBACCO USE PREVENTION & EDUCATION GRANT	79,449	63,545	76,665	76,665	76,665	80,623
417	4.00	HEALTHY FAMILIES OREGON	491,365	382,877	388,461	388,090	388,090	388,090
430	0.60	ADDICTIONS PREVENTION	143,378	96,594	123,347	123,347	123,347	126,277
434	0.35	EMERGENCY PREPAREDNESS	54,517	41,541	54,650	45,062	45,062	45,062
440	2.55	ENVIRONMENTAL HEALTH	328,279	330,182	326,050	371,217	371,217	371,217
441	0.55	VITAL STATISTICS	22,946	23,769	57,713	86,976	86,976	86,976
457	0.20	IMMUNIZATION ACTION PLAN	15,171	15,883	18,622	18,282	18,282	18,282
461	0.80	MATERNAL CHILD HEALTH (MCH) POPULATION HEALTH	58,904	57,384	85,266	93,988	93,988	100,467
490	0.30	SAFE DRINKING WATER	19,106	29,619	26,483	26,483	26,483	26,483
406		MATERNITY CASE MANAGEMENT	196,625	231,101	186,813	-	-	-
452		HIV PREVENTION	51	-	-	-	-	-
49.25		TOTAL EXPENDITURES	4,951,315	5,039,721	5,544,558	5,819,170	5,819,170	5,906,913

LINCOLN COUNTY, OREGON
HEALTH AND HUMAN SERVICES FUND (208)
DEPARTMENT: SOLID WASTE DISPOSAL (375)

A COMMUNITY SERVICES PROGRAM

OBJECTIVE: Provide solid waste administration services for Lincoln County as required.

WORK PLAN SUMMARY: Provide administration as per County Code Chapter 2 to administer solid waste franchises including investigation of complaints against franchised collectors, recommendations on rate increases, changes of ownership, or length of franchise.

Investigate and enforce solid waste complaints against individuals as provided for in County Code Chapter 2.

Represent agency and serve as Secretary on Solid Waste Consortium; financial functions for the Solid Waste Consortium were assumed by the County Finance office in fall of 2010.

REVENUE AND EXPENDITURE SUMMARY

	Actual <u>2013-14</u>	Actual <u>2014-15</u>	Budget <u>2015-16</u>	Proposed <u>2016-17</u>	Approved <u>2016-17</u>	Adopted <u>2016-17</u>
Total Revenues	123,654	122,574	65,000	55,000	55,000	55,000
Personal Services	41,839	38,611	50,666	44,037	44,037	44,037
Materials & Services	4,615	4,550	12,621	10,963	10,963	10,963
Total Expenditures	46,454	43,161	63,287	55,000	55,000	55,000
Full-Time Positions	0.40	0.40	0.45	0.45	0.45	0.45

EFFECTIVENESS INDICATORS: Number of complaints investigated, financial audits. Overseen by County Counsel.

INTERRELATIONSHIPS: Board of County Commissioners, County Legal Counsel, County Treasurer, franchised solid waste collectors, cities within county, Oregon DEQ, local law enforcement officials, Circuit Court, engineering firms working for Consortium, (private) auditors for Consortium.

BUDGET NOTE: Budget is for administrative staff. County membership dues to Consortium/Service District are budgeted elsewhere.

**LINCOLN COUNTY
FY 2016-17 ANNUAL BUDGET
Fund: 208 - PUBLIC HEALTH FUND**

ACCOUNT #	# FTE		2013-2014 Actual	2014-2015 Actual	2015-2016 Budget	2016-2017 Proposed Budget	2016-2017 Approved Budget	2016-2017 Adopted Budget
Department: 375 - SOLID WASTE DISPOSAL								
<u>REVENUE</u>								
208-375-34525		FRANCHISE FEES	57,419	60,351	55,000	55,000	55,000	55,000
208-375-40000		BEGINNING BALANCE	66,235	62,223	10,000	-	-	-
TOTAL REVENUE			123,654	122,574	65,000	55,000	55,000	55,000
<u>PERSONNEL SERVICES</u>								
208-375-90230	0.35	ENVIRONMENTAL HEALTH MANAGER	25,069	22,497	30,526	25,208	25,208	25,208
208-375-90362	0.10	OFFICE ASSISTANT 2	4,192	4,299	4,508	4,725	4,725	4,725
208-375-90801		FICA	2,143	1,953	2,680	2,290	2,290	2,290
208-375-90802		401(K) RETIREMENT	3,215	3,078	3,854	3,293	3,293	3,293
208-375-90804		HEALTH INSURANCE	4,362	4,000	5,024	5,176	5,176	5,176
208-375-90805		DENTAL INSURANCE	554	539	618	633	633	633
208-375-90806		LIFE INSURANCE	21	21	32	32	32	32
208-375-90807		LTD INSURANCE	61	60	63	63	63	63
208-375-90808		WORKER'S COMPENSATION	663	636	1,598	905	905	905
208-375-90809		UNEMPLOYMENT	304	280	350	299	299	299
208-375-90810		PEHP	54	50	63	63	63	63
208-375-90812		HEALTH SAVINGS ACCOUNT	1,200	1,200	1,350	1,350	1,350	1,350
	0.45	TOTAL PERSONNEL SERVICES	41,839	38,611	50,666	44,037	44,037	44,037
<u>MATERIALS & SERVICES</u>								
208-375-91101		TRAVEL EXPENSE	43	-	100	100	100	100
208-375-91401		TELEPHONE	12	13	10	10	10	10
208-375-91501		POSTAGE	12	19	25	25	25	25
208-375-95901		OTHER SUPPLIES	-	-	131	63	63	63
208-375-95908		ADMIN COSTS - MS	-	-	-	-	-	-
208-375-95910		ADMIN COSTS - PS	4,548	4,518	12,355	10,765	10,765	10,765
TOTAL MATERIALS & SERVICES			4,615	4,550	12,621	10,963	10,963	10,963
TOTAL DEPARTMENT EXPENSE			46,454	43,162	63,287	55,000	55,000	55,000

LINCOLN COUNTY, OREGON
HEALTH AND HUMAN SERVICES FUND (208)
DEPARTMENT: PUBLIC HEALTH ACCREDITATION (401)
A COMMUNITY SERVICES PROGRAM

OBJECTIVE: To improve and protect the health of the public by transforming the quality and performance of Lincoln County Health and Human Services Public Health Division through achievement and maintenance of national Public Health Accreditation Board (PHAB) accreditation.

WORK PLAN SUMMARY: Use PHAB standards and measures to review and revise health department processes, procedures, and programs; as a source of information on developing capacity and performance excellence in providing the core functions of public health; to guide the internal development of quality; and to prepare for the documentation selection and submission and site visit steps of the accreditation process.

REVENUE AND EXPENDITURE SUMMARY

	<u>Actual</u> <u>2013-14</u>	<u>Actual</u> <u>2014-15</u>	<u>Budget</u> <u>2015-16</u>	<u>Proposed</u> <u>2016-17</u>	<u>Approved</u> <u>2016-17</u>	<u>Adopted</u> <u>2016-17</u>
Total Revenues	0	0	58,452	58,452	58,452	58,452
Personal Services	0	0	37,243	41,065	41,065	41,065
Materials & Services	0	0	21,209	21,358	21,358	21,358
Total Expenditures	0	0	58,452	62,423	62,423	62,423
Full-Time Positions			0.45	0.45	0.45	0.45

EFFECTIVENESS INDICATORS: Successful completion of the PHAB accreditation process within the next 3 years.

INTERRELATIONSHIPS: County Commissioners, Lincoln County Public Health Advisory Committee, Oregon Health Division, Lincoln County School District, health care providers and hospitals, community coalitions, City Government representatives, HHS Leadership and staff.

LINCOLN COUNTY
FY 2016-17 ANNUAL BUDGET
Fund: 208 - PUBLIC HEALTH FUND

ACCOUNT #	# FTE		2013-2014 Actual	2014-2015 Actual	2015-2016 Budget	2016-2017 Proposed Budget	2016-2017 Approved Budget	2016-2017 Adopted Budget
Department: 401 - PUBLIC HEALTH ACCREDITATION								
<u>REVENUE</u>								
208-401-40000		BEGINNING BALANCE	-	-	58,452	58,452	58,452	58,452
		TOTAL REVENUE	-	-	58,452	58,452	58,452	58,452
<u>PERSONNEL SERVICES</u>								
208-401-90259	0.10	DIVISION DIRECTOR	-	-	9,750	10,215	10,215	10,215
208-401-90267	0.35	HEALTH PROMOTION PROGRAM MANAGER	-	-	18,083	23,748	23,748	23,748
208-401-90801		FICA	-	-	2,129	2,129	2,129	2,129
208-401-90802		401(k) RETIREMENT	-	-	3,062	3,062	3,062	3,062
208-401-90804		HEALTH INSURANCE	-	-	1,500	-	-	-
208-401-90805		DENTAL INSURANCE	-	-	535	546	546	546
208-401-90806		LIFE INSURANCE	-	-	25	25	25	25
208-401-90807		LTD INSURANCE	-	-	49	49	49	49
208-401-90808		WORKERS' COMPENSATION	-	-	1,269	200	200	200
208-401-90809		UNEMPLOYMENT	-	-	278	278	278	278
208-401-90810		PEHP	-	-	63	63	63	63
208-401-90812		HEALTH SAVINGS ACCOUNT	-	-	500	750	750	750
	0.45	TOTAL PERSONNEL SERVICES	-	-	37,243	41,065	41,065	41,065
<u>MATERIALS & SERVICES</u>								
208-401-91101		TRAVEL EXPENSE	-	-	500	3,000	3,000	3,000
208-401-91201		MEALS & LODGING	-	-	1,000	4,013	4,013	4,013
208-401-93901		CONTRACTUAL SERVICES	-	-	4,506	3,000	3,000	3,000
208-401-94101		OFFICE SUPPLIES	-	-	14,953	1,000	1,000	1,000
208-401-95201		EDUCATION & LIBRARY	-	-	250	500	500	500
208-401-95202		CONTINUING EDUCATION	-	-	-	4,000	4,000	4,000
208-401-95910		ADMIN COSTS - PS	-	-	-	5,845	5,845	5,845
		TOTAL MATERIALS & SERVICES	-	-	21,209	21,358	21,358	21,358
		TOTAL DEPARTMENT EXPENSE	-	-	58,452	62,423	62,423	62,423

LINCOLN COUNTY, OREGON
HEALTH AND HUMAN SERVICES FUND (208)
DEPARTMENT: COMMUNICABLE DISEASE (405)

A COMMUNITY SERVICES PROGRAM

OBJECTIVE: To control the incidence of communicable diseases in compliance with ORS 431, 433 and 434, by means of epidemiological investigations; immunizations; diagnosis and treatment of sexually transmitted diseases and tuberculosis; preventive education, consultation, information and referral.

WORK PLAN SUMMARY: Accept, investigate and control the transmission of potential or actual communicable diseases in Lincoln County residents. Work with agency public information officer, county public information officer, and Oregon State Health Authority Public Health Division public information officer to provide accurate and timely information to the public via multiple media outlets regarding communicable disease risk and necessary protective measures. Work with Immunization program to assure adequate vaccine protection to prevent and control outbreaks of vaccine-preventable diseases. Participate in screening high school foreign-born students for tuberculosis. Provide directly observed therapy on active tuberculosis cases. Provide reduced cost screening services for select diseases.

REVENUE AND EXPENDITURE SUMMARY

	Actual <u>2013-14</u>	Actual <u>2014-15</u>	Budget <u>2015-16</u>	Proposed <u>2016-17</u>	Approved <u>2016-17</u>	Adopted <u>2016-17</u>
Total Revenues	392,239	292,867	428,903	478,744	478,744	478,744
Personal Services	178,039	183,361	247,116	257,880	257,880	257,880
Materials & Services	194,460	193,196	181,787	220,864	220,864	220,864
Total Expenditures	372,499	376,557	428,903	478,744	478,744	478,744
Full-Time Positions	3.43	1.95	2.90	2.90	2.90	2.90

EFFECTIVENESS INDICATORS: Numbers of cases investigated, clients served, immunizations given, media publications, speaking engagements, pamphlets distributed. Immunization reviews, yearly self-audits and on-site audits by State Health Division; feedback from audiences at speaking engagements.

INTERRELATIONSHIPS: Oregon Health Division, Center for Disease Control, local health care providers, including hospitals and laboratories. Other county health departments, veterinarians and Animal Control Officers, Lincoln County School District, day care centers, child care providers, care and residential programs.

LINCOLN COUNTY
FY 2016-17 ANNUAL BUDGET
Fund: 208 - PUBLIC HEALTH FUND

ACCOUNT #	# FTE		2013-2014 Actual	2014-2015 Actual	2015-2016 Budget	2016-2017 Proposed Budget	2016-2017 Approved Budget	2016-2017 Adopted Budget
Department: 405 - COMMUNICABLE DISEASE								
REVENUE								
208-405-33408		SAMARITAN HEALTH INCENTIVE PAYMENTS	-	230	500	500	500	500
208-405-33535		TB CASE MGMT/STATE HEALTH DIVISION	1,824	2,033	1,213	1,213	1,213	1,213
208-405-33550		STATE SUPPORT/STATE HEALTH	51,954	51,024	52,684	51,100	51,100	51,100
208-405-34503		FLU SHOT PROGRAM/COA	24,722	30,530	28,327	28,327	28,327	28,327
208-405-34515		INSURANCE PAYMENTS	32,095	26,026	40,000	40,000	40,000	40,000
208-405-34522		FLU SHOTS/MEDICARE SUPPLIMENTS	-	(46)	24,000	40,000	40,000	40,000
208-405-34535		FEES/PRIVATE PAY	16,268	12,080	10,000	10,000	10,000	10,000
208-405-34569		PH FEES/INSURANCE FEES	732	1,363	1,500	1,500	1,500	1,500
208-405-34570		PUBLIC HEALTH FEES/PRIVATE PAY	4,533	3,901	4,000	400	400	400
208-405-34571		FEES PH/AFS	1,145	5,794	7,500	7,500	7,500	7,500
208-405-34576		FEES IMM/AFS	164,106	136,350	140,000	156,176	156,176	156,176
208-405-36135		DONATIONS	-	1	-	-	-	-
208-405-36990		MISCELLANEOUS	534	766	1,000	1,000	1,000	1,000
208-405-39101		TRANSFER FROM GENERAL FUND	94,326	22,814	118,179	141,028	141,028	141,028
TOTAL REVENUE			392,239	292,867	428,903	478,744	478,744	478,744
PERSONNEL SERVICES								
208-405-90259	0.10	DIVISION DIRECTOR	-	-	9,750	10,215	10,215	10,215
208-405-90260		COMMUNITY HEALTH NURSE 4	56,362	40,940	-	-	-	-
208-405-90354		CLINIC ASSISTANT 2	4,876	5,000	5,089	-	-	-
208-405-90357	1.90	COMMUNITY HEALTH NURSE 2	65,860	84,711	106,703	120,479	120,479	120,479
208-405-90362	0.90	OFFICE ASSISTANT 2	-	-	46,431	42,521	42,521	42,521
208-405-90501		OVERTIME	-	809	-	5,000	5,000	5,000
208-405-90801		FICA	9,529	10,290	12,850	13,633	13,633	13,633
208-405-90802		401(K) RETIREMENT	14,003	15,207	18,477	19,604	19,604	19,604
208-405-90804		HEALTH INSURANCE	13,521	13,524	25,888	28,142	28,142	28,142
208-405-90805		DENTAL INSURANCE	2,987	2,773	3,269	3,132	3,132	3,132
208-405-90806		LIFE INSURANCE	123	139	112	209	209	209
208-405-90807		LTD INSURANCE	355	426	219	409	409	409
208-405-90808		WORKER'S COMPENSATION	3,085	3,424	7,660	4,216	4,216	4,216
208-405-90809		UNEMPLOYMENT	1,328	1,382	1,680	1,782	1,782	1,782
208-405-90810		PEHP	153	115	18	18	18	18
208-405-90812		HEALTH SAVINGS ACCOUNT	5,858	4,620	8,970	8,520	8,520	8,520
2.90		TOTAL PERSONNEL SERVICES	178,039	183,361	247,116	257,880	257,880	257,880
MATERIALS & SERVICES								
208-405-91101		TRAVEL EXPENSE	1,759	1,940	1,500	1,500	1,500	1,500
208-405-91102		FLEET SERVICES	123	40	200	100	100	100
208-405-91201		MEALS & LODGING	2,247	1,873	1,000	1,000	1,000	1,000
208-405-91401		TELEPHONE	1,713	2,860	1,800	1,800	1,800	1,800
208-405-91501		POSTAGE	572	503	750	750	750	750
208-405-91601		PRINTING & PUBLICATIONS	1,691	511	1,400	750	750	750
208-405-92810		DOCTOR/HEALTH OFFICER	12,948	12,948	12,946	12,946	12,946	12,946
208-405-92901		MEMBERSHIP FEES & DUES	694	225	-	-	-	-
208-405-93301		MAINTENANCE AGREEMENTS	13,372	20,988	8,000	26,000	26,000	26,000
208-405-93901		CONTRACTUAL SERVICES	34,761	32,963	10,000	20,000	20,000	20,000
208-405-94101		OFFICE SUPPLIES	307	302	500	500	500	500
208-405-94102		FURNITURE & EQUIP < \$10,000	-	675	-	-	-	-
208-405-94601		FOOD & CLOTHING	-	10	-	-	-	-
208-405-95101		MED/LAB/XRAY	245	897	200	200	200	200
208-405-95102		MEDICAL SUPPLIES	32,100	23,003	35,000	35,000	35,000	35,000
208-405-95201		EDUCATION & LIBRARY	94	-	-	-	-	-
208-405-95202		CONTINUING EDUCATION	390	150	500	500	500	500
208-405-95614		PROGRAM RETENTION	-	-	7,853	-	-	-
208-405-95901		OTHER SUPPLIES	1,643	2,080	1,482	500	500	500
208-405-95908		ADMIN COSTS - MS	8,905	8,692	5,917	9,278	9,278	9,278
208-405-95910		ADMIN COSTS - PS	80,896	82,735	92,739	110,040	110,040	110,040
TOTAL MATERIALS & SERVICES			194,460	193,396	181,787	220,864	220,864	220,864
TOTAL DEPARTMENT EXPENSE			372,500	376,756	428,903	478,744	478,744	478,744

LINCOLN COUNTY, OREGON
HEALTH AND HUMAN SERVICES FUND (208)
DEPARTMENT: PUBLIC HEALTH - PREVENTION (407)
A COMMUNITY SERVICES PROGRAM

OBJECTIVE: To address the burden of chronic diseases in Lincoln County residents through a population based approach.

WORK PLAN SUMMARY: Convene and facilitate partnerships with community members, policy makers and health organizations to review current policy and environmental efforts and strategies that best support chronic disease prevention, early detection, and management where people live, work, play, learn, and receive health care. Conduct assessments to evaluate the community’s needs and health outcomes. Share health status assessment data with community members and leaders. Provide strong leadership with representative local groups to implement measures which support tobacco use prevention, increased physical activity, healthy eating, early detection of risk factors and chronic diseases. Be knowledgeable regarding evidence based interventions regarding chronic disease prevention, and disseminate that knowledge to community members and partners. Integrate the promotion of the Oregon Tobacco Quit Line and other chronic disease self-management programs into prevention, early detection, and management strategies for tobacco-related and other chronic diseases.

REVENUE AND EXPENDITURE SUMMARY

	Actual <u>2013-14</u>	Actual <u>2014-15</u>	Budget <u>2015-16</u>	Proposed <u>2016-17</u>	Approved <u>2016-17</u>	Adopted <u>2016-17</u>
Total Revenues	82,153	242,222	121,847	74,952	74,952	149,328
Personal Services	3,018	120,536	96,528	57,591	57,591	108,134
Materials & Services	20,479	12,243	25,319	17,361	17,361	41,194
Total Expenditures	23,497	132,779	121,847	74,952	74,952	149,328
 Full-Time Positions	 0.15	 0.90	 0.90	 0.40	 0.40	 0.40

EFFECTIVENESS INDICATORS: Number of assessments completed, number of community members and groups involved, media publications, speaking engagements, written materials distributed, and annual review of efforts. Long term impacts include a reduction in the number of Lincoln County residents who suffer from the effects of chronic diseases.

INTERRELATIONSHIPS: Oregon Health Division, Center for Disease Control, health care providers and hospitals, community coalitions, County Commissioners, City Government representatives, HHS Leadership and staff.

LINCOLN COUNTY
FY 2016-17 ANNUAL BUDGET
Fund: 208 - PUBLIC HEALTH FUND

ACCOUNT #	# FTE		2013-2014	2014-2015	2015-2016	2016-2017	2016-2017	2016-2017
			Actual	Actual	Budget	Proposed Budget	Approved Budget	Adopted Budget
Department: 407 - PUBLIC HEALTH PREVENTION								
<u>REVENUE</u>								
208-407-33121		MENTAL HEALTH PREVENTION & PROMOTION	-	17,395	42,583	42,583	42,583	42,583
208-407-33126		CRC GRANT	-	77,143	-	-	-	25,000
208-407-33183		SEARCH GRANT (IHN CCO)	-	-	-	-	-	49,376
208-407-33400		PH ACCREDITATION GRANT	10,000	-	-	-	-	-
208-407-33403		COMMUNITY TOBACCO PREVENTION PROG	28,000	18,000	-	-	-	-
208-407-33410		SPArC GRANT	-	53,000	9,521	-	-	-
208-407-33445		CPP GRANT	27,000	-	-	-	-	-
208-407-39101		TRANSFER FROM GENERAL FUND	17,153	10,000	-	-	-	-
208-407-40000		BEGINNING BALANCE	-	66,684	69,743	32,369	32,369	32,369
TOTAL REVENUE			82,153	242,222	121,847	74,952	74,952	149,328
<u>PERSONNEL SERVICES</u>								
208-407-90267	0.20	PROMOTION PROGRAM MANAGER	1,492	33,391	32,549	13,570	13,570	30,533
208-407-90360	0.20	HEALTH EDUCATOR	-	46,842	29,265	9,926	9,926	39,702
208-407-90402		CONTRACT EMPLOYEE	816	-	-	-	-	-
208-407-90801		FICA	183	5,898	4,729	4,729	4,729	5,373
208-407-90802		401(K) RETIREMENT	149	8,841	6,800	6,800	6,800	7,726
208-407-90804		HEALTH INSURANCE	196	16,027	12,853	13,915	13,915	13,915
208-407-90805		DENTAL INSURANCE	24	2,390	2,183	2,223	2,223	2,223
208-407-90806		LIFE INSURANCE	1	74	76	76	76	90
208-407-90807		LTD INSURANCE	3	228	148	148	148	176
208-407-90808		WORKER'S COMPENSATION	61	2,016	2,816	1,095	1,095	3,203
208-407-90809		UNEMPLOYMENT	27	804	618	618	618	702
208-407-90810		PEHP	4	89	81	81	81	81
208-407-90812		HEALTH SAVINGS ACCOUNT	62	3,936	4,410	4,410	4,410	4,410
0.40		TOTAL PERSONNEL SERVICES	3,018	120,536	96,528	57,591	57,591	108,134
<u>MATERIALS & SERVICES</u>								
208-407-91101		TRAVEL EXPENSE	-	1,543	300	300	300	300
208-407-91201		MEALS AND LODGING	-	2,444	700	700	700	700
208-407-91401		TELEPHONE	-	-	-	1,000	1,000	1,000
208-407-91501		POSTAGE	-	31	-	-	-	-
208-407-91601		PRINTING & PUBLICATIONS	-	2,693	100	100	100	100
208-407-93901		CONTRACTUAL SERVICES	19,755	2,119	-	-	-	-
208-407-94101		OFFICE SUPPLIES	-	1,421	50	50	50	50
208-407-94102		FURNITURE & EQUIP <\$10,000	-	735	8,961	1,000	1,000	1,000
208-407-95202		CONTINUING EDUCATION	-	-	700	700	700	700
208-407-95614		PROGRAM RETENTION	-	-	-	3,419	3,419	27,252
208-407-95901		OTHER SUPPLIES	724	1,257	2,485	1,500	1,500	1,500
208-407-95908		ADMIN COSTS - MS	-	-	-	-	-	-
208-407-95910		ADMIN COSTS - PS	-	-	11,973	8,592	8,592	8,592
208-407-96601		RENTALS OF SPACE	-	-	50	-	-	-
TOTAL MATERIALS & SERVICES			20,479	12,243	25,319	17,361	17,361	41,194
TOTAL DEPARTMENT EXPENSE			23,497	132,779	121,847	74,952	74,952	149,328

LINCOLN COUNTY, OREGON
HEALTH AND HUMAN SERVICES FUND (208)
DEPARTMENT: MENTAL HEALTH FIRST AID (MHFA) (408)

A COMMUNITY SERVICES PROGRAM

OBJECTIVE: To empower Lincoln County residents with the skills necessary to reach out and provide initial help and support to someone who may be developing and mental health or substance use problem or experiencing a crisis.

WORK PLAN SUMMARY: Provide Mental Health First Aid training for community partners and community members.

REVENUE AND EXPENDITURE SUMMARY

	<u>Actual</u> <u>2013-14</u>	<u>Actual</u> <u>2014-15</u>	<u>Budget</u> <u>2015-16</u>	<u>Proposed</u> <u>2016-17</u>	<u>Approved</u> <u>2016-17</u>	<u>Adopted</u> <u>2016-17</u>
Total Revenues			67,605	74,105	74,105	74,105
Personal Services			46,417	51,378	51,378	47,615
Materials & Services			21,188	22,727	22,727	26,490
Total Expenditures	0	0	67,605	74,105	74,105	74,105
Full-Time Positions			0.65	0.65	0.65	0.65

EFFECTIVENESS INDICATORS: Number of courses held for children/adolescents MHFA and adults MHFA, number of people trained in each session, community members and groups involved, media publications, speaking engagements, written materials distributed, and annual review of efforts. Long term impacts include a reduction in the number of Lincoln County residents who experience an acute mental health crisis or hospitalization.

INTERRELATIONSHIPS: Oregon Health Division, Lincoln County School District, health care providers and hospitals, community coalitions, County Commissioners, City Government representatives, HHS Leadership and staff.

**LINCOLN COUNTY
FY 2016-17 ANNUAL BUDGET
Fund: 208 - PUBLIC HEALTH FUND**

ACCOUNT #	# FTE		2013-2014	2014-2015	2015-2016	2016-2017	2016-2017	2016-2017
			Actual	Actual	Budget	Proposed Budget	Approved Budget	Adopted Budget
Department: 408 - MENTAL HEALTH FIRST AID								
<u>REVENUE</u>								
208-408-36990		MISC. PAYMENTS	-	-	-	6,500	6,500	6,500
208-408-39209		TRANSFER FROM MENTAL HEALTH FUND	-	-	67,605	50,000	50,000	50,000
208-408-40000		BEGINNING BALANCE	-	-	-	17,605	17,605	17,605
TOTAL REVENUE			-	-	67,605	74,105	74,105	74,105
<u>PERSONNEL SERVICES</u>								
208-408-90360	0.65	HEALTH EDUCATOR	-	-	30,103	36,030	36,030	31,067
208-408-90801		FICA	-	-	2,303	2,303	2,303	2,377
208-408-90802		401(k) RETIREMENT	-	-	3,311	3,311	3,311	3,417
208-408-90804		HEALTH INSURANCE	-	-	7,692	7,692	7,692	7,692
208-408-90805		DENTAL INSURANCE	-	-	466	466	466	466
208-408-90806		LIFE INSURANCE	-	-	40	40	40	40
208-408-90807		LTD INSURANCE	-	-	78	78	78	78
208-408-90808		WORKERS' COMPENSATION	-	-	1,373	407	407	1,417
208-408-90809		UNEMPLOYMENT	-	-	301	301	301	311
208-408-90812		HEALTH SAVINGS ACCOUNT	-	-	750	750	750	750
0.65		TOTAL PERSONNEL SERVICES	-	-	46,417	51,378	51,378	47,615
<u>MATERIALS & SERVICES</u>								
208-408-91101		TRAVEL EXPENSE	-	-	1,000	1,500	1,500	1,500
208-408-91201		MEALS & LODGING	-	-	500	500	500	500
208-408-91601		PRINTING & PUBLICATION	-	-	500	500	500	500
208-408-92901		MEMBERSHIP FEES & DUES	-	-	-	300	300	300
208-408-94102		FURNITURE & EQUIP <\$10,000	-	-	8,465	3,000	3,000	3,000
208-408-94601		FOOD & CLOTHING	-	-	10,123	2,000	2,000	2,000
208-408-95201		EDUCATION & LIBRARY	-	-	-	6,500	6,500	6,500
208-408-95202		CONTINUING EDUCATION	-	-	-	1,000	1,000	1,000
208-408-95901		OTHER SUPPLIES	-	-	-	4,811	4,811	8,574
208-408-95910		ADMIN COSTS PS	-	-	-	2,016	2,016	2,016
208-408-96601		RENTALS OF SPACE	-	-	600	600	600	600
TOTAL MATERIALS & SERVICES			-	-	21,188	22,727	22,727	26,490
TOTAL DEPARTMENT EXPENSE			-	-	67,605	74,105	74,105	74,105

LINCOLN COUNTY, OREGON
HEALTH AND HUMAN SERVICES FUND (208)
DEPARTMENT: OPIOID ABUSE PREVENTION (STRATEGIC PREVENTION
FRAMEWORK-PARTNERSHIP FOR SUCCESS) (409)

A COMMUNITY SERVICES PROGRAM

OBJECTIVE: To plan and implement strategies to prevent substance abuse in Lincoln County’s communities.

WORK PLAN SUMMARY: Quickly build capacity in communities of need, mobilize those communities, and ensure accurate data collection and reporting at the community level; development of a strong, data-driven focus on identifying, selecting and implementing effective, evidence-based prevention programs, policies and practices; collaboration with communities to achieve substance abuse prevention goals; develop familiarity and experience with the alignment of behavioral health with primary prevention.

REVENUE AND EXPENSE SUMMARY

	<u>Actual</u> <u>2013-14</u>	<u>Actual</u> <u>2014-15</u>	<u>Budget</u> <u>2015-16</u>	<u>Proposed</u> <u>2016-17</u>	<u>Approved</u> <u>2016-17</u>	<u>Adopted</u> <u>2016-17</u>
Total Revenues			127,220	125,000	125,000	125,000
Personal Services			99,773	104,784	104,784	99,893
Materials & Services			27,447	20,216	20,216	25,107
Total Expenditures	0	0	127,220	125,000	125,000	125,000
Full-Time Positions			1.15	1.15	1.15	1.15

EFFECTIVENESS INDICATORS: Reduction in the number of opioid abuse-related problems in Lincoln County’s communities.

INTERRELATIONSHIPS: County Commissioners, Lincoln County Health and Human Services advisory boards and committees, Confederated Tribes of the Siletz Indians, Oregon Health Division, State Addictions and Mental Health, Lincoln County School District, health care providers and hospitals, community coalitions, City Government representatives, HHS Leadership and staff.

LINCOLN COUNTY
FY 2016-17 ANNUAL BUDGET
Fund: 208 - PUBLIC HEALTH FUND

ACCOUNT #	# FTE		2013-2014 Actual	2014-2015 Actual	2015-2016 Budget	2016-2017 Proposed Budget	2016-2017 Approved Budget	2016-2017 Adopted Budget
Department: 409 - OPIOID PREVENTION GRANT								
<u>REVENUE</u>								
208-409-33141		SPF-PFS GRANT	-	-	125,000	125,000	125,000	125,000
208-409-40000		BEGINNING BALANCE	-	-	2,220	-	-	-
TOTAL REVENUE			-	-	127,220	125,000	125,000	125,000
<u>PERSONNEL SERVICES</u>								
208-409-90267	0.35	HEALTH PROMOTION PROGRAM MANAGER	-	-	7,233	23,748	23,748	6,785
208-409-90360	0.80	HEALTH EDUCATOR	-	-	61,569	47,759	47,759	60,166
208-409-90801		FICA	-	-	5,263	5,499	5,499	5,122
208-409-90802		401(k) RETIREMENT	-	-	7,568	7,906	7,906	7,365
208-409-90804		HEALTH INSURANCE	-	-	9,457	12,736	12,736	12,736
208-409-90805		DENTAL INSURANCE	-	-	1,597	1,602	1,602	1,602
208-409-90806		LIFE INSURANCE	-	-	86	86	86	83
208-409-90807		LTD INSURANCE	-	-	169	169	169	162
208-409-90808		WORKERS' COMPENSATION	-	-	3,137	1,585	1,585	1,585
208-409-90809		UNEMPLOYMENT	-	-	76	76	76	669
208-409-90810		PEHP	-	-	18	18	18	18
208-409-90812		HEALTH SAVINGS ACCOUNT	-	-	3,600	3,600	3,600	3,600
	1.15	TOTAL PERSONNEL SERVICES	-	-	99,773	104,784	104,784	99,893
<u>MATERIALS & SERVICES</u>								
208-409-91101		TRAVEL EXPENSE	-	-	2,000	2,000	2,000	2,000
208-409-91201		MEALS & LODGING	-	-	3,000	3,000	3,000	3,000
208-409-92901		MEMBERSHIP FEES & DUES	-	-	-	300	300	300
208-409-94102		FURNITURE & EQUIP <\$10,000	-	-	3,000	-	-	-
208-409-95614		PROGRAM RETENTION	-	-	4,665	2,811	2,811	7,702
208-409-95901		OTHER SUPPLIES	-	-	831	789	789	789
208-409-95910		ADMIN COSTS - PS	-	-	13,951	11,316	11,316	11,316
TOTAL MATERIALS & SERVICES			-	-	27,447	20,216	20,216	25,107
TOTAL DEPARTMENT EXPENSE			-	-	127,220	125,000	125,000	125,000

LINCOLN COUNTY, OREGON
HEALTH AND HUMAN SERVICES FUND (208)
DEPARTMENT: ADMINISTRATION (410)
A COMMUNITY SERVICES PROGRAM

OBJECTIVE: To provide central purchasing systems to the Human Services Department in an effort to reduce materials and services costs.

WORK PLAN SUMMARY: To provide consistent central purchasing services across all divisions/programs in accordance with grant and contract requirements.

REVENUE AND EXPENDITURE SUMMARY

	Actual <u>2013-14</u>	Actual <u>2014-15</u>	Budget <u>2015-16</u>	Proposed <u>2016-17</u>	Approved <u>2016-17</u>	Adopted <u>2016-17</u>
Total Revenues	1,902,608	1,953,349	2,220,127	2,283,375	2,283,375	2,283,375
Personal Services	1,290,657	1,462,230	1,758,792	1,849,951	1,849,951	1,849,951
Materials & Services	342,283	467,326	427,335	433,424	433,424	433,424
Capital Outlay	0	0	34,000	0	0	0
Transfers	245,699	0	0	0	0	0
Total Expenditures	1,878,639	1,929,556	2,220,127	2,283,375	2,283,375	2,283,375
Full-Time Positions	15.66	17.20	20.70	20.70	20.70	20.70

LINCOLN COUNTY
FY 2016-17 ANNUAL BUDGET
Fund: 208 - PUBLIC HEALTH FUND

ACCOUNT #	# FTE		2013-2014 Actual	2014-2015 Actual	2015-2016 Budget	2016-2017 Proposed Budget	2016-2017 Approved Budget	2016-2017 Adopted Budget
Department: 410 - ADMINISTRATIVE SERVICES								
REVENUE								
208-410-34512		PHOTOCOPIES/COPIES	6,062	6,067	6,444	6,444	6,444	6,444
208-410-34703		ADMIN CHG TO OTHER DEPTS-PS	1,261,229	1,485,395	1,758,792	1,846,950	1,846,950	1,846,950
208-410-34704		ADMIN CHG TO OTHER DEPTS-MS	330,200	461,606	452,245	427,335	427,335	427,335
208-410-36175		INTEREST	(306)	(4,360)	1,646	1,646	1,646	1,646
208-410-36990		MISCELLANEOUS	1,323	4,642	1,000	1,000	1,000	1,000
208-410-40000		BEGINNING BALANCE	304,100	-	-	-	-	-
TOTAL REVENUE			1,902,608	1,953,349	2,220,127	2,283,375	2,283,375	2,283,375
PERSONNEL SERVICES								
208-410-90201	1.00	DIRECTOR	101,244	103,788	107,328	110,596	110,596	110,596
208-410-90210	1.00	ASSISTANT FINANCE DIRECTOR	70,344	72,132	76,962	80,661	80,661	80,661
208-410-90250	2.00	ADMINISTRATIVE ASSISTANT	131,995	91,334	46,051	106,167	106,167	106,167
208-410-90251	3.00	FINANCIAL ADMIN ASSISTANT	89,527	105,251	139,286	147,277	147,277	147,277
208-410-90259	0.70	DIVISION DIRECTOR	87,773	91,944	78,003	71,506	71,506	71,506
208-410-90260		COMMUNITY HEALTH NURSE 4	25,410	62,257	-	-	-	-
208-410-90264	1.00	SUPPORT SUPERVISOR	47,316	48,744	51,769	54,257	54,257	54,257
208-410-90265	1.00	BILLING SUPERVISOR	55,398	57,075	60,615	57,993	57,993	57,993
208-410-90271	1.00	QUALITY & UTILIZATION MANAGER	-	50,994	69,539	72,692	72,692	72,692
208-410-90272	1.00	EHR SITE SPECIALIST	-	-	50,764	53,203	53,203	53,203
208-410-90351	5.00	MEDICAL BILLER 2	131,162	137,989	205,869	238,957	238,957	238,957
208-410-90361	2.00	MATERIAL SUPPLY CLERK	52,674	54,012	69,961	101,996	101,996	101,996
208-410-90362	1.00	OFFICE ASSISTANT 2	56,695	87,174	89,902	36,926	36,926	36,926
208-410-90370	1.00	MEDICAL RECORDS CLERK	-	-	27,020	37,757	37,757	37,757
208-410-90401		PART TIME < 1040 HRS/YEAR	18,213	12,770	50,000	50,000	50,000	50,000
208-410-90402		CONTRACT EMPLOYEE	-	965	25,000	3,000	3,000	3,000
208-410-90501		OVERTIME	29	309	-	1,500	1,500	1,500
208-410-90801		FICA	62,032	73,484	87,827	87,827	87,827	87,827
208-410-90802		401(K) RETIREMENT	92,289	110,486	118,038	118,038	118,038	118,038
208-410-90804		HEALTH INSURANCE	172,142	185,233	245,947	279,230	279,230	279,230
208-410-90805		DENTAL INSURANCE	23,401	27,288	32,861	36,612	36,612	36,612
208-410-90806		LIFE INSURANCE	809	960	1,426	1,426	1,426	1,426
208-410-90807		LTD INSURANCE	2,330	2,988	2,792	2,792	2,792	2,792
208-410-90808		WORKER'S COMPENSATION	21,483	25,372	52,352	30,058	30,058	30,058
208-410-90809		UNEMPLOYMENT	8,835	10,190	11,481	11,481	11,481	11,481
208-410-90810		PEHP	2,790	3,142	3,099	3,099	3,099	3,099
208-410-90812		HEALTH SAVINGS ACCOUNT	36,766	46,349	54,900	54,900	54,900	54,900
20.70		TOTAL PERSONNEL SERVICES	1,290,657	1,462,230	1,758,792	1,849,951	1,849,951	1,849,951
MATERIALS & SERVICES								
208-410-91101		TRAVEL EXPENSE	1,619	3,212	7,000	7,000	7,000	7,000
208-410-91102		FLEET SERVICES	50	209	6,914	6,914	6,914	6,914
208-410-91201		MEALS & LODGING	5,457	6,228	4,000	4,000	4,000	4,000
208-410-91401		TELEPHONE	10,562	14,022	10,000	10,000	10,000	10,000
208-410-91501		POSTAGE	3,494	3,082	2,000	2,000	2,000	2,000
208-410-91601		PRINTING & PUBLICATIONS	4,264	5,738	10,000	10,000	10,000	10,000
208-410-92001		UTILITIES	19,565	16,256	10,000	10,000	10,000	10,000
208-410-92802		PROFESSIONAL CONFERENCE	1,562	-	1,000	1,000	1,000	1,000
208-410-92901		MEMBERSHIP FEES & DUES	4,632	5,272	5,000	5,000	5,000	5,000
208-410-93301		MAINTENANCE AGREEMENTS	39,216	17,867	30,000	30,000	30,000	30,000
208-410-93901		CONTRACTUAL SERVICES	70,018	215,593	133,782	133,782	133,782	133,782
208-410-94101		OFFICE SUPPLIES	11,049	10,116	7,500	7,500	7,500	7,500
208-410-94102		FURNITURE & EQUIP < \$10,000	62,430	37,027	90,000	90,000	90,000	90,000
208-410-94601		FOOD & CLOTHING	196	175	1,000	1,000	1,000	1,000
208-410-95201		EDUCATION & LIBRARY	735	672	1,000	1,000	1,000	1,000
208-410-95202		CONTINUING EDUCATION	6,717	6,314	7,500	7,500	7,500	7,500
208-410-95901		OTHER SUPPLIES	3,394	10,887	14,090	14,090	14,090	14,090
208-410-95925		PROGRAM DEVELOPMENT	-	-	-	17,638	17,638	17,638
208-410-96301		PROPERTY/LIABILITY INSURANCE	1,023	4,782	11,549	-	-	-
208-410-96302		VEHICLE INSURANCE	57	1,400	-	-	-	-
208-410-96601		RENTALS OF SPACE	96,242	108,475	75,000	75,000	75,000	75,000
TOTAL MATERIALS & SERVICES			342,283	467,326	427,335	433,424	433,424	433,424

**LINCOLN COUNTY
 FY 2016-17 ANNUAL BUDGET
 Fund: 208 - PUBLIC HEALTH FUND**

ACCOUNT #	# FTE		2013-2014 Actual	2014-2015 Actual	2015-2016 Budget	2016-2017 Proposed Budget	2016-2017 Approved Budget	2016-2017 Adopted Budget
Department: 410 - ADMINISTRATIVE SERVICES								
<u>CAPITAL OUTLAY</u>								
208-410-98301		MOTOR VEHICLES	-	-	34,000	-	-	-
		TOTAL CAPITAL OUTLAY	-	-	34,000	-	-	-
<u>TRANSFERS</u>								
208-410-99201		TRANSFER TO CAPITAL PROJECTS FUND	245,699	-	-	-	-	-
		TOTAL TRANSFERS	245,699	-	-	-	-	-
		TOTAL DEPARTMENT EXPENSE	1,878,639	1,929,556	2,220,127	2,283,375	2,283,375	2,283,375

LINCOLN COUNTY, OREGON
HEALTH AND HUMAN SERVICES FUND (208)
DEPARTMENT: MATERNAL/CHILD HOME VISITING (411)

A COMMUNITY SERVICES PROGRAM

OBJECTIVE: Provide preventive screening and health services to high-risk infants and children and education to parents to improve potential for normal growth and development.

WORK PLAN SUMMARY: Nurses provide home visits to children birth to age five with health and social histories that place the child at risk for health and development problems. CaCoon serves children birth to 21 years of age with, or at risk for, chronic health conditions and other developmental and behavioral health needs.

REVENUE AND EXPENDITURE SUMMARY

	Actual <u>2013-14</u>	Actual <u>2014-15</u>	Budget <u>2015-16</u>	Proposed <u>2016-17</u>	Approved <u>2016-17</u>	Adopted <u>2016-17</u>
Total Revenues	305,477	358,167	184,141	439,393	439,393	452,760
Personal Services	169,568	164,032	180,929	307,928	307,928	307,928
Materials & Services	171,808	166,575	65,692	141,902	141,902	141,902
Total Expenditures	341,376	330,607	246,621	449,830	449,830	449,830
Full-Time Positions	2.15	2.15	2.15	3.25	3.25	3.25

EFFECTIVENESS INDICATORS: Actual counts of home visits made.

INTERRELATIONSHIPS: Local physicians (pediatricians, obstetricians), Children Services Division, dentists, Adult and Family Services, WIC, schools, daycare, Samaritan Pacific Communities Hospital, Samaritan North Lincoln Hospital, Peace Health Hospital.

LINCOLN COUNTY
FY 2016-17 ANNUAL BUDGET
Fund: 208 - PUBLIC HEALTH FUND

ACCOUNT #	# FTE		2013-2014	2014-2015	2015-2016	2016-2017	2016-2017	2016-2017
			Actual	Actual	Budget	Proposed Budget	Approved Budget	Adopted Budget
Department: 411 - MATERNAL/CHILD HEALTH HOME VISITING								
<u>REVENUE</u>								
208-411-33580		PRENATAL	-	-	-	2,652	2,652	2,652
208-411-33582		BABIES FIRST/STATE GRANT	15,841	8,141	8,241	8,241	8,241	8,241
208-411-33592		COCOON/OHS UNIVERSITY	7,550	24,160	15,100	15,100	15,100	15,100
208-411-33593		IHN CCO	-	-	-	105,186	105,186	105,186
208-411-34581		MEDICAID/MCM	-	-	-	110,000	110,000	110,000
208-411-34583		BABIES FIRST/AFS	281,686	229,844	160,800	160,800	160,800	174,167
208-411-36990		MISCELLANEOUS	400	22	-	-	-	-
208-411-39101		TRANSFER FROM GENERAL FUND	-	96,000	-	-	-	-
208-411-40000		BEGINNING BALANCE	-	-	-	37,414	37,414	37,414
TOTAL REVENUE			305,477	358,167	184,141	439,393	439,393	452,760
<u>PERSONNEL SERVICES</u>								
208-411-90260	0.30	COMMUNITY HEALTH NURSE 4	20,892	21,734	17,443	26,624	26,624	26,624
208-411-90354		CLINIC ASSISTANT 2	3,140	501	-	-	-	-
208-411-90357	2.30	COMMUNITY HEALTH NURSE 2	91,108	89,417	104,145	144,744	144,744	144,744
208-411-90362	0.65	OFFICE ASSISTANT 2	8,895	9,124	9,286	30,709	30,709	30,709
208-411-90801		FICA	9,009	9,274	10,012	15,459	15,459	15,459
208-411-90802		401(K) RETIREMENT	13,478	13,815	14,396	22,228	22,228	22,228
208-411-90804		HEALTH INSURANCE	13,513	10,659	11,918	41,700	41,700	41,700
208-411-90805		DENTAL INSURANCE	1,670	1,395	2,405	5,379	5,379	5,379
208-411-90806		LIFE INSURANCE	115	115	115	115	115	115
208-411-90807		LTD INSURANCE	331	352	296	296	296	296
208-411-90808		WORKER'S COMPENSATION	2,959	3,493	5,968	8,971	8,971	8,971
208-411-90809		UNEMPLOYMENT	1,259	1,256	1,309	1,309	1,309	1,309
208-411-90810		PEHP	44	46	36	36	36	36
208-411-90812		HEALTH SAVINGS ACCOUNT	3,155	2,849	3,600	10,358	10,358	10,358
3.25 TOTAL PERSONNEL SERVICES			169,568	164,032	180,929	307,928	307,928	307,928
<u>MATERIALS & SERVICES</u>								
208-411-91101		TRAVEL EXPENSE	522	534	500	1,500	1,500	1,500
208-411-91102		FLEET SERVICES	4,925	5,600	4,300	11,000	11,000	11,000
208-411-91201		MEALS & LODGING	483	562	500	1,100	1,100	1,100
208-411-91401		TELEPHONE	1,326	1,538	3,465	3,625	3,625	3,625
208-411-91501		POSTAGE	31	38	50	250	250	250
208-411-91601		PRINTING & PUBLICATIONS	651	-	250	750	750	750
208-411-92901		MEMBERSHIP FEES & DUES	50	150	50	350	350	350
208-411-93901		CONTRACTUAL SERVICES	-	599	-	1,000	1,000	1,000
208-411-94101		OFFICE SUPPLIES	88	25	30	530	530	530
208-411-94601		FOOD & CLOTHING	-	-	-	150	150	150
208-411-95102		MEDICAL SUPPLIES	108	31	-	500	500	500
208-411-95201		EDUCATION/LIBRARY	-	-	-	200	200	200
208-411-95202		CONTINUING EDUCATION	290	526	100	600	600	600
208-411-95901		OTHER SUPPLIES	3,594	12,662	-	2,500	2,500	2,500
208-411-95908		ADMIN COSTS - MS	7,814	8,048	8,016	7,578	7,578	7,578
208-411-95910		ADMIN COSTS - PS	47,688	47,590	44,200	110,269	110,269	110,269
208-411-95923		OMAP PAY BACK	68,486	83,877	-	-	-	-
208-411-95928		OMAP PAYBACK-NFP	31,344	-	-	-	-	-
208-411-96601		RENTALS OF SPACE	4,407	4,796	4,231	-	-	-
TOTAL MATERIALS & SERVICES			171,808	166,575	65,692	141,902	141,902	141,902
TOTAL DEPARTMENT EXPENSE			341,377	330,607	246,621	449,830	449,830	449,830

LINCOLN COUNTY, OREGON
HEALTH AND HUMAN SERVICES FUND (208)
DEPARTMENT: NURSE FAMILY PARTNERSHIP (412)

A COMMUNITY SERVICES PROGRAM

OBJECTIVE: Nurse Family Partnership is an evidence-based community health program that helps to transform the lives of vulnerable mothers pregnant with their first child. The program continues up to the child’s second birthday.

WORK PLAN SUMMARY:

Nurses working under the guidelines of this effective practice will establish trusting relationships with women to help their families engage in good preventative health practices, including thorough prenatal care from their healthcare providers, improving their diets, and reducing use of cigarettes, alcohol and illegal substances; improve child health and development by helping parents provide responsible and competent care; and improve the economic self-sufficiency of the family by helping parents develop a vision for their own future, plan future pregnancies, continue their education and find work.

REVENUE AND EXPENDITURE SUMMARY

	Actual	Actual	Budget	Proposed	Approved	Adopted
	<u>2013-14</u>	<u>2014-15</u>	<u>2015-16</u>	<u>2016-17</u>	<u>2016-17</u>	<u>2016-17</u>
Total Revenues	752,225	936,387	526,077	584,125	584,125	584,125
Personal Services	392,593	395,436	369,293	450,860	450,860	450,860
Materials & Services	154,219	220,280	156,784	133,265	133,265	133,265
Total Expenditures	546,812	615,716	526,077	584,125	584,125	584,125
Full-Time Positions	4.50	4.60	4.60	4.60	4.60	4.60

EFFECTIVENESS INDICATORS: Three full time RN Home Visitors hired and trained, full case load of 75 families receiving service by end of FY 2012-13, all services documented as required in NFP National Service Office Data Base, and good working relationships with OR Health Authority Office of Maternal and Child Health as well as with Nurse Family Partnership National Service Office staff.

INTERRELATIONSHIPS: : Local physicians (pediatricians, obstetricians), Children Services Division, dentists, Adult and Family Services, WIC, schools, daycare, Samaritan Pacific Communities Hospital, Samaritan North Lincoln Hospital, Peace Health Hospital.

LINCOLN COUNTY
FY 2016-17 ANNUAL BUDGET
Fund: 208 - PUBLIC HEALTH FUND

ACCOUNT #	# FTE		2013-2014	2014-2015	2015-2016	2016-2017	2016-2017	2016-2017
			Actual	Actual	Budget	Proposed Budget	Approved Budget	Adopted Budget
Department: 412 - NURSE/FAMILY PARTNERSHIP								
REVENUE								
208-412-33127		NFP SYSTEM GRANT	-	-	19,375	16,250	16,250	16,250
208-412-33132		MIECHV GRANT	-	-	-	-	-	-
208-412-33159		NFP GRANT	545,941	425,626	214,075	214,075	214,075	214,075
208-412-33180		NFP PARENT ENGAGEMENT	-	-	-	10,000	10,000	10,000
208-412-34108		MEDICAID FEES-MCM	-	37	56,000	56,000	56,000	56,000
208-412-34516		MEDICAID FEES	163,700	332,414	144,050	168,000	168,000	168,000
208-412-39101		TRANSFER FROM GENERAL FUND	-	114,000	-	-	-	-
208-412-40000		BEGINNING BALANCE	42,584	64,311	92,577	119,800	119,800	119,800
TOTAL REVENUE			752,225	936,387	526,077	584,125	584,125	584,125
PERSONNEL SERVICES								
208-412-90260	0.60	COMMUNITY HEALTH NURSE 4	41,802	43,365	52,330	53,248	53,248	53,248
208-412-90354		CLINIC ASSISTANT 2	3,598	559	-	-	-	-
208-412-90357	3.00	COMMUNITY HEALTH NURSE 2	174,316	178,289	134,194	195,439	195,439	195,439
208-412-90362	1.00	OFFICE ASSISTANT 2	41,133	44,008	44,313	46,442	46,442	46,442
208-412-90501		OVERTIME	463	-	-	-	-	-
208-412-90801		FICA	18,969	20,158	17,659	22,557	22,557	22,557
208-412-90802		401(K) RETIREMENT	28,762	30,602	25,392	32,464	32,464	32,464
208-412-90804		HEALTH INSURANCE	51,657	44,139	57,537	60,572	60,572	60,572
208-412-90805		DENTAL INSURANCE	6,301	6,267	7,659	7,749	7,749	7,749
208-412-90806		LIFE INSURANCE	234	239	259	331	331	331
208-412-90807		LTD INSURANCE	675	734	508	649	649	649
208-412-90808		WORKER'S COMPENSATION	10,289	12,799	10,526	11,850	11,850	11,850
208-412-90809		UNEMPLOYMENT	2,720	2,782	2,308	2,951	2,951	2,951
208-412-90810		PEHP	91	95	108	108	108	108
208-412-90812		HEALTH SAVINGS ACCOUNT	11,583	11,400	16,500	16,500	16,500	16,500
4.60		TOTAL PERSONNEL SERVICES	392,593	395,436	369,293	450,860	450,860	450,860
MATERIALS & SERVICES								
208-412-91101		TRAVEL EXPENSE	2,178	891	5,000	5,000	5,000	5,000
208-412-91102		FLEET SERVICES	7,978	8,192	-	-	-	-
208-412-91201		MEALS & LODGING	3,636	1,090	2,500	2,500	2,500	2,500
208-412-91401		TELEPHONE	2,538	2,380	800	800	800	800
208-412-91501		POSTAGE	93	129	225	225	225	225
208-412-91601		PRINTING & PUBLICATIONS	-	56	2,500	2,500	2,500	2,500
208-412-92901		MEMBERSHIP FEES & DUES	300	479	4,000	4,000	4,000	4,000
208-412-93901		CONTRACTUAL SERVICES	74	1,068	-	-	-	-
208-412-94101		OFFICE SUPPLIES	395	227	557	557	557	557
208-412-94102		FURNITURE & EQUIP < \$10,000	2,199	-	2,500	2,500	2,500	2,500
208-412-94601		FOOD & CLOTHING	249	12	-	-	-	-
208-412-95102		MEDICAL SUPPLIES	430	-	500	-	-	-
208-412-95201		EDUCATION & LIBRARY	155	-	1,500	213	213	213
208-412-95202		CONTINUING EDUCATION	18,223	16,433	5,000	5,000	5,000	5,000
208-412-95614		PROGRAM RETENTION	-	-	56,308	33,647	33,647	33,647
208-412-95901		OTHER SUPPLIES	2,241	18,870	-	-	-	-
208-412-95908		ADMIN COSTS - MS	16,719	16,453	17,559	14,561	14,561	14,561
208-412-95910		ADMIN COSTS - PS	47,583	47,490	50,806	54,733	54,733	54,733
208-412-95923		OMAP PAY BACK	-	3,926	-	-	-	-
208-412-95933		DMAP PAYBACK	3,402	74,063	-	-	-	-
208-412-95989		STARS FOUNDATION	38,504	20,675	-	-	-	-
208-412-96601		RENTALS OF SPACE	7,322	7,847	7,029	7,029	7,029	7,029
TOTAL MATERIALS & SERVICES			154,219	220,280	156,784	133,265	133,265	133,265
TOTAL DEPARTMENT EXPENSE			546,812	615,716	526,077	584,125	584,125	584,125

LINCOLN COUNTY, OREGON
HEALTH AND HUMAN SERVICES FUND (208)
DEPARTMENT: WIC PROGRAM (413)
A COMMUNITY SERVICES PROGRAM

OBJECTIVE: Provide comprehensive nutrition education, health screening and food vouchers to low-income women, infants and children at nutritional risk.

WORK PLAN SUMMARY: Serve an authorized caseload of 1,531 women, infants, and children who meet eligibility criteria and have a nutritional or health risk. Each eligible client is required to have four appointments per year and receives risk assessment, health guidance, and nutrition education, as well as vouchers for healthy foods to be redeemed at local grocery stores. Lincoln County WIC served 2,362 individuals in 2011; Total dollars spent at the 16 local WIC authorized retailers, 21 farmers at 3 farmers markets, and 4 farm stands for healthy foods was \$906,313 in 2011. In addition, \$4,060 was paid to local farmers through the WIC Farmer's Market program.

REVENUE AND EXPENDITURE SUMMARY

	<u>Actual</u> <u>2013-14</u>	<u>Actual</u> <u>2014-15</u>	<u>Budget</u> <u>2015-16</u>	<u>Proposed</u> <u>2016-17</u>	<u>Approved</u> <u>2016-17</u>	<u>Adopted</u> <u>2016-17</u>
Total Revenues	291,782	256,722	340,349	341,101	341,101	341,101
Personal Services	246,310	262,402	288,205	340,150	340,150	340,150
Materials & Services	85,935	76,251	52,144	61,356	61,356	61,356
Total Expenditures	332,245	338,653	340,349	401,506	401,506	401,506
 Full-Time Positions	 3.40	 3.60	 3.60	 4.60	 4.60	 4.60

EFFECTIVENESS INDICATORS: Actual clients served and number of vouchers used.

INTERRELATIONSHIPS: Local obstetricians and pediatricians, Community Outreach, participating grocery stores, Contact Information and Referral, Children Services Division, Mental Health, Alcohol & Drug Program, Family Planning Program, Immunization Clinic.

BUDGET NOTE: Budget is for local staff and administration.

LINCOLN COUNTY
FY 2016-17 ANNUAL BUDGET
Fund: 208 - PUBLIC HEALTH FUND

ACCOUNT #	# FTE		2013-2014	2014-2015	2015-2016	2016-2017	2016-2017	2016-2017
			Actual	Actual	Budget	Proposed Budget	Approved Budget	Adopted Budget
Department: 413 - WOMEN, INFANTS & CHILDREN (WIC) PROGRAM								
REVENUE								
208-413-33595		WIC/STATE HEALTH	234,864	233,908	225,177	225,177	225,177	225,177
208-413-33596		WIC GRANT-SPECIAL PROJECTS	-	-	3,000	5,194	5,194	5,194
208-413-36990		MISCELLANEOUS	345	-	-	-	-	-
208-413-39101		TRANSFER FROM GENERAL FUND	56,573	22,814	75,497	110,730	110,730	110,730
208-413-40000		BEGINNING BALANCE	-	-	36,675	-	-	-
TOTAL REVENUE			291,782	256,722	340,349	341,101	341,101	341,101
PERSONNEL SERVICES								
208-413-90263	0.40	REGISTERED DIETICIAN	28,987	31,803	42,081	23,439	23,439	23,439
208-413-90266	0.20	MATERNAL CARE PROGRAM MGR	20,746	32,053	13,108	13,388	13,388	13,388
208-413-90273	1.00	WIC COORDINATOR				54,257	54,257	54,257
208-413-90354	3.00	CLINIC ASSISTANT 2	111,026	113,576	123,938	138,926	138,926	138,926
208-413-90604		INTERPRETER STIPEND	1,690	1,680	2,352	1,680	1,680	1,680
208-413-90801		FICA	11,743	13,545	13,968	13,574	13,574	13,574
208-413-90802		401(K) RETIREMENT	17,689	20,605	20,084	19,518	19,518	19,518
208-413-90804		HEALTH INSURANCE	36,419	29,024	43,781	47,176	47,176	47,176
208-413-90805		DENTAL INSURANCE	4,530	4,269	7,367	7,794	7,794	7,794
208-413-90806		LIFE INSURANCE	182	215	270	331	331	331
208-413-90807		LTD INSURANCE	523	671	529	649	649	649
208-413-90808		WORKER'S COMPENSATION	3,878	4,611	8,326	6,181	6,181	6,181
208-413-90809		UNEMPLOYMENT	1,670	1,874	1,826	1,774	1,774	1,774
208-413-90810		PEHP	140	202	-	288	288	288
208-413-90812		HEALTH SAVINGS ACCOUNT	7,087	8,275	10,575	11,175	11,175	11,175
4.60		TOTAL PERSONNEL SERVICES	246,310	262,402	288,205	340,150	340,150	340,150
MATERIALS & SERVICES								
208-413-91101		TRAVEL EXPENSE	684	780	1,000	1,000	1,000	1,000
208-413-91102		FLEET SERVICES	3,956	-	-	-	-	-
208-413-91201		MEALS & LODGING	791	1,232	1,000	1,000	1,000	1,000
208-413-91401		TELEPHONE	1,984	2,794	3,000	3,000	3,000	3,000
208-413-91501		POSTAGE	3,415	3,066	2,000	2,000	2,000	2,000
208-413-91601		PRINTING & PUBLICATIONS	613	726	700	700	700	700
208-413-92001		UTILITIES	918	2,633	-	-	-	-
208-413-92801		PROFESSIONAL SERVICES	2,650	220	-	-	-	-
208-413-92901		MEMBERSHIP FEES & DUES	-	148	-	500	500	500
208-413-93901		CONTRACTUAL SERVICES	1,605	2,210	-	4,500	4,500	4,500
208-413-94101		OFFICE SUPPLIES	288	498	-	250	250	250
208-413-94102		FURNITURE & EQUIP < \$10,000	3,548	98	-	2,500	2,500	2,500
208-413-94601		FOOD & CLOTHING	49	-	500	-	-	-
208-413-95102		MEDICAL SUPPLIES	562	506	471	750	750	750
208-413-95202		CONTINUING EDUCATION	-	108	-	-	-	-
208-413-95901		OTHER SUPPLIES	4,836	1,047	-	-	-	-
208-413-95908		ADMIN COSTS - MS	10,177	13,055	14,505	13,611	13,611	13,611
208-413-95910		ADMIN COSTS - PS	30,729	30,809	23,968	26,545	26,545	26,545
208-413-96601		RENTALS OF SPACE	19,129	16,320	5,000	5,000	5,000	5,000
TOTAL MATERIALS & SERVICES			85,935	76,251	52,144	61,356	61,356	61,356
TOTAL DEPARTMENT EXPENSE			332,244	338,653	340,349	401,506	401,506	401,506

LINCOLN COUNTY, OREGON
HEALTH AND HUMAN SERVICES FUND (208)
DEPARTMENT: TOBACCO EDUCATION/PREVENTION (414)

A COMMUNITY SERVICES PROGRAM

OBJECTIVE: Reduce tobacco use and the burden of tobacco related diseases in Lincoln County residents by eliminating/reducing exposure to secondhand smoke, countering pro-tobacco influences, reducing youth access to tobacco and promoting the Oregon State Quit Line and other cessation services, reducing youth access to tobacco and the promotion of quitting.

WORK PLAN SUMMARY: Work with community partners to identify and implement evidence-based community policies and practices to reduce local tobacco use and tobacco exposure. Investigate complaints related to the Oregon Indoor Clean Air Act. Provide educational material to community members and groups. Actively promote Oregon Quit Line services to Lincoln County residents. The majority of the work is done at the level of initiating policy, policy change, and policy enforcement.

REVENUE AND EXPENDITURE SUMMARY

	<u>Actual</u> <u>2013-14</u>	<u>Actual</u> <u>2014-15</u>	<u>Budget</u> <u>2015-16</u>	<u>Proposed</u> <u>2016-17</u>	<u>Approved</u> <u>2016-17</u>	<u>Adopted</u> <u>2016-17</u>
Total Revenues	66,023	63,554	76,665	76,665	76,665	76,665
Personal Services	27,157	55,577	56,951	58,335	58,335	66,793
Materials & Services	52,292	7,968	19,714	18,330	18,330	13,830
Total Expenditures	79,449	63,545	56,951	76,665	76,665	80,623
Full-Time Positions	0.55	0.60	0.75	0.75	0.75	0.75

EFFECTIVENESS INDICATORS: Successful completion of local work plan - utilizing the strengths of existing and new partnerships to promote local tobacco control efforts. Partnerships will develop and support new and existing policies which will enhance the health of all who live, work or visit Lincoln County.

INTERRELATIONSHIPS: Oregon Public Health Division, Oregon Coast Community College, Samaritan Health System, other county Tobacco Prevention Education Program and Healthy Community Coordinators, local health care providers, Housing Authority of Lincoln County, Head Start of Lincoln County, worksites, childcare providers, organizers of outdoor venues, volunteer community members, and various community agencies.

LINCOLN COUNTY
FY 2016-17 ANNUAL BUDGET
Fund: 208 - PUBLIC HEALTH FUND

ACCOUNT #	# FTE		2013-2014	2014-2015	2015-2016	2016-2017	2016-2017	2016-2017
			Actual	Actual	Budget	Proposed Budget	Approved Budget	Adopted Budget
Department: 414 - TOBACCO USE PREVENTION & EDUCATION GRANT								
<u>REVENUE</u>								
208-414-33443		TOBACCO PREVENTION	66,023	63,544	68,323	68,323	68,323	68,323
208-414-39101		TRANSFER FROM GENERAL FUND	-	-	8,342	8,342	8,342	8,342
TOTAL REVENUE			66,023	63,544	76,665	76,665	76,665	76,665
<u>PERSONNEL SERVICES</u>								
208-414-90267	0.05	PROMOTION PROGRAM MANAGER	13,430	23,113	3,617	3,393	3,393	3,393
208-414-90360	0.70	HEALTH EDUCATOR	-	13,679	32,279	35,108	35,108	40,219
208-414-90402		CONTRACT EMPLOYEE	7,344	-	-	-	-	-
208-414-90801		FICA	1,642	2,830	2,746	2,746	2,746	3,339
208-414-90802		401(K) RETIREMENT	1,340	4,181	3,948	3,948	3,948	4,797
208-414-90804		HEALTH INSURANCE	1,764	7,433	9,764	9,992	9,992	9,992
208-414-90805		DENTAL INSURANCE	215	1,055	98	98	98	98
208-414-90806		LIFE INSURANCE	10	35	52	52	52	61
208-414-90807		LTD INSURANCE	29	112	102	102	102	120
208-414-90808		WORKER'S COMPENSATION	549	934	1,637	188	188	1,989
208-414-90809		UNEMPLOYMENT	238	380	359	359	359	436
208-414-90810		PEHP	34	64	9	9	9	9
208-414-90812		HEALTH SAVINGS ACCOUNT	562	1,761	2,340	2,340	2,340	2,340
	0.75	TOTAL PERSONNEL SERVICES	27,157	55,577	56,951	58,335	58,335	66,793
<u>MATERIALS & SERVICES</u>								
208-414-91101		TRAVEL EXPENSE	551	179	1,500	1,500	1,500	1,500
208-414-91201		MEALS & LODGING	2,585	669	2,500	2,500	2,500	2,500
208-414-91401		TELEPHONE	49	51	840	840	840	840
208-414-91501		POSTAGE	19	14	-	8	8	8
208-414-91601		PRINTING & PUBLICATIONS	-	105	1,000	1,000	1,000	1,000
208-414-94101		OFFICE SUPPLIES	49	49	100	1,762	1,762	150
208-414-95202		CONTINUING EDUCATION	578	50	1,000	1,000	1,000	1,000
208-414-95901		OTHER SUPPLIES	2,444	31	2,888	2,888	2,888	-
208-414-95910		ADMIN COSTS - PS	46,017	6,820	9,886	6,832	6,832	6,832
TOTAL MATERIALS & SERVICES			52,292	7,968	19,714	18,330	18,330	13,830
TOTAL DEPARTMENT EXPENSE			79,449	63,545	76,665	76,665	76,665	80,623

LINCOLN COUNTY, OREGON
HEALTH AND HUMAN SERVICES FUND (208)
DEPARTMENT: HEALTHY FAMILIES OREGON (417)
A COMMUNITY SERVICES PROGRAM

OBJECTIVE: Family Home Visiting is an intensive program offered to all first time parents in Lincoln County. A screening is done to determine level of risk, followed by a more in-depth assessment of the family. Participation is voluntary on the part of the family. Those families that consent are assigned a Family Support Worker and receive weekly home visits until the infant is six-months old, with visits being reduced in frequency until age three.

REVENUE AND EXPENDITURE SUMMARY

	Actual <u>2013-14</u>	Actual <u>2014-15</u>	Budget <u>2015-16</u>	Proposed <u>2016-17</u>	Approved <u>2016-17</u>	Adopted <u>2016-17</u>
Total Revenues	357,914	440,160	388,461	448,495	448,495	448,495
Personal Services	251,833	221,210	295,019	295,331	295,331	295,331
Materials & Services	192,577	161,667	93,442	92,759	92,759	92,759
Capital Outlay	46,955	0	0	0	0	0
Total Expenditures	491,365	382,877	388,461	388,090	388,090	388,090
Full-Time Positions	3.70	3.65	4.00	4.00	4.00	4.00

EFFECTIVENESS INDICATORS: Acceptance rates for participation by first time parents, with required service standards of at least 47% of all first time parents agreeing to services. Immunization rates by families receiving services. Observed parent/child interactions. Confirmation that positive social support systems are in place. Number of families that read to/with their child.

LINCOLN COUNTY
FY 2016-17 ANNUAL BUDGET
Fund: 208 - PUBLIC HEALTH FUND

ACCOUNT #	# FTE		2013-2014	2014-2015	2015-2016	2016-2017	2016-2017	2016-2017
			Actual	Actual	Budget	Proposed Budget	Approved Budget	Adopted Budget
Department: 417 - HEALTHY FAMILIES OREGON								
REVENUE								
208-417-33132		MIECHV GRANT	-	30,293	116,250	115,240	115,240	115,240
208-417-33133		MIECHV SYSTEM DEVELOPMENT GRANT	-	15,307	19,375	16,250	16,250	16,250
208-417-33401		FAMILY HOME VISITING GRANT-STATE	-	136,923	-	-	-	-
208-417-33402		SAMARITAN SOCIAL ACCOUNTABILITY	-	6,608	-	-	-	-
208-417-33415		EARLY LEARNING COUNCIL	-	-	219,728	295,538	295,538	295,538
208-417-33420		TARGETED CASE MANAGEMENT STATE	275,480	128,865	10,000	10,000	10,000	10,000
208-417-34516		MEDICAID FEES	-	48,370	2,000	4,000	4,000	4,000
208-417-36135		DONATIONS	-	-	-	-	-	-
208-417-36990		MISCELLANEOUS	-	31,922	-	-	-	-
208-417-39101		TRANSFER FROM GENERAL FUND	-	41,872	-	-	-	-
208-417-40000		BEGINNING BALANCE	82,434	-	21,108	7,467	7,467	7,467
TOTAL REVENUE			357,914	440,160	388,461	448,495	448,495	448,495
PERSONNEL SERVICES								
208-417-90260	0.80	COMMUNITY HEALTH NURSE 4	20,707	8,011	-	52,432	52,432	52,432
208-417-90266		MATERNAL CARE PROGRAM MGR	13,225	24,028	52,432	-	-	-
208-417-90362	0.20	OFFICE ASSISTANT 2	8,895	9,124	9,286	9,286	9,286	9,286
208-417-90373	3.00	HOME VISITOR - HEALTHY FAMILY	115,688	97,610	124,592	124,592	124,592	124,592
208-417-90604		INTERPRETER STIPEND	840	840	2,688	2,688	2,688	2,688
208-417-90801		FICA	11,717	10,560	14,458	14,458	14,458	14,458
208-417-90802		401(K) RETIREMENT	17,546	16,150	20,790	20,790	20,790	20,790
208-417-90804		HEALTH INSURANCE	41,881	35,482	42,427	44,318	44,318	44,318
208-417-90805		DENTAL INSURANCE	5,400	5,492	5,742	5,824	5,824	5,824
208-417-90806		LIFE INSURANCE	184	180	288	288	288	288
208-417-90807		LTD INSURANCE	531	568	564	564	564	564
208-417-90808		WORKER'S COMPENSATION	3,861	4,628	8,618	6,957	6,957	6,957
208-417-90809		UNEMPLOYMENT	1,663	1,468	1,890	1,890	1,890	1,890
208-417-90810		PEHP	95	94	144	144	144	144
208-417-90812		HEALTH SAVINGS ACCOUNT	9,600	6,975	11,100	11,100	11,100	11,100
4.00		TOTAL PERSONNEL SERVICES	251,833	221,210	295,019	295,331	295,331	295,331
MATERIALS & SERVICES								
208-417-91101		TRAVEL EXPENSE	922	935	-	2,000	2,000	2,000
208-417-91102		FLEET SERVICES	8,622	12,843	8,249	8,249	8,249	8,249
208-417-91201		MEALS & LODGING	3,317	5,824	-	5,000	5,000	5,000
208-417-91401		TELEPHONE	3,612	3,546	3,600	3,600	3,600	3,600
208-417-91501		POSTAGE	50	56	100	100	100	100
208-417-91601		PRINTING & PUBLICATIONS	-	23	788	788	788	788
208-417-92901		MEMBERSHIP FEES & DUES	-	390	-	-	-	-
208-417-93901		CONTRACTUAL SERVICES	1,836	1,184	-	1,000	1,000	1,000
208-417-94101		OFFICE SUPPLIES	29	81	1,497	1,497	1,497	1,497
208-417-94102		FURNITURE & EQUIP < \$10,000	-	6,190	1,500	1,500	1,500	1,500
208-417-94601		FOOD & CLOTHING	-	45	-	-	-	-
208-417-95201		EDUCATION & LIBRARY	-	-	300	300	300	300
208-417-95202		CONTINUING EDUCATION	3,501	9,940	-	5,000	5,000	5,000
208-417-95901		OTHER SUPPLIES	1,999	1,930	1,575	1,575	1,575	1,575
208-417-95908		ADMIN COSTS - MS	11,630	11,446	15,268	14,561	14,561	14,561
208-417-95910		ADMIN COSTS - PS	48,953	48,830	45,200	47,589	47,589	47,589
208-417-95925		PROGRAM DEVELOPMENT	-	-	6,365	-	-	-
208-417-95935		TCM PAYBACK	102,010	52,603	-	-	-	-
208-417-96302		VEHICLE INSURANCE	793	-	-	-	-	-
208-417-96601		RENTALS OF SPACE	5,302	5,801	9,000	-	-	-
TOTAL MATERIALS & SERVICES			192,577	161,667	93,442	92,759	92,759	92,759
CAPITAL OUTLAY								
208-417-98301		MOTOR VEHICLES	46,955	-	-	-	-	-
TOTAL CAPITAL OUTLAY			46,955	-	-	-	-	-
TOTAL DEPARTMENT EXPENSE			491,365	382,877	388,461	388,090	388,090	388,090

LINCOLN COUNTY, OREGON
HEALTH AND HUMAN SERVICES FUND (208)
DEPARTMENT: ADDICTIONS PREVENTION (430)

A COMMUNITY SERVICES PROGRAM

OBJECTIVE: Reduce alcohol, substance and gambling abuse through community-based prevention efforts.

WORK PLAN SUMMARY: Assist community prevention coalitions toward reducing substance and gambling abuse in Lincoln County. Focus is on information dissemination, education (youth and adults) and community mobilization.

REVENUE AND EXPENDITURE SUMMARY

	Actual <u>2013-14</u>	Actual <u>2014-15</u>	Budget <u>2015-16</u>	Proposed <u>2016-17</u>	Approved <u>2016-17</u>	Adopted <u>2016-17</u>
Total Revenues	177,810	115,948	123,347	123,347	123,347	123,347
Personal Services	113,239	82,724	75,624	60,741	60,741	71,614
Materials & Services	30,139	13,871	47,723	62,606	62,606	54,663
Total Expenditures	143,378	96,595	123,347	123,347	123,347	126,277
Full-Time Positions	1.50	1.00	1.00	0.60	0.60	0.60

EFFECTIVENESS INDICATORS: Increase numbers of community members who participate in community prevention coalitions. Increase numbers of participants who participate in prevention activities provided by the community. Reduction in rates of alcohol, tobacco and other drug use, as well as gambling addiction.

INTERRELATIONSHIPS: LADAPC, Community Prevention Coalitions, Service Organizations, Juvenile Department, Sheriff's Department, Local Police Agencies, School Based Health Centers.

NOTE: This program was formerly in Fund 101 Department 675 – with services provided by the Commission on Child & Family.

LINCOLN COUNTY
FY 2016-17 ANNUAL BUDGET
Fund: 208 - PUBLIC HEALTH FUND

ACCOUNT #	# FTE		2013-2014	2014-2015	2015-2016	2016-2017	2016-2017	2016-2017
			Actual	Actual	Budget	Proposed Budget	Approved Budget	Adopted Budget
Department: 430 - ADDICTIONS PREVENTION								
REVENUE								
208-430-33441		GAMBLING PREVENTION/STATE MHD	24,432	20,551	24,432	24,432	24,432	24,432
208-430-33442		PREVENTION SE70/1A STATE	68,862	60,965	61,250	61,250	61,250	61,250
208-430-39101		TRANSFER FROM GENERAL FUND	84,516	-	-	23,427	23,427	23,427
208-430-40000		BEGINNING BALANCE	-	34,432	37,665	14,238	14,238	14,238
TOTAL REVENUE			177,810	115,948	123,347	123,347	123,347	123,347
PERSONNEL SERVICES								
208-430-90267	0.05	PROMOTION PROGRAM MANAGER	14,930	11,488	3,617	3,393	3,393	3,393
208-430-90360	0.55	HEALTH EDUCATOR	61,200	42,258	46,775	30,225	30,225	37,669
208-430-90603		TELEPHONE STIPEND	840	840	840	840	840	840
208-430-90801		FICA	5,284	4,190	3,919	2,636	2,636	3,206
208-430-90802		401(K) RETIREMENT	8,030	6,445	5,636	3,790	3,790	4,609
208-430-90804		HEALTH INSURANCE	14,670	10,103	7,991	14,308	14,308	15,500
208-430-90805		DENTAL INSURANCE	1,862	1,569	937	939	939	1,100
208-430-90806		LIFE INSURANCE	62	49	68	68	68	54
208-430-90807		LTD INSURANCE	179	153	134	134	134	54
208-430-90808		WORKER'S COMPENSATION	1,789	1,455	2,336	1,204	1,204	1,911
208-430-90809		UNEMPLOYMENT	730	586	512	345	345	419
208-430-90810		PEHP	38	34	9	9	9	9
208-430-90812		HEALTH SAVINGS ACCOUNT	3,625	3,553	2,850	2,850	2,850	2,850
0.60		TOTAL PERSONNEL SERVICES	113,239	82,724	75,624	60,741	60,741	71,614
MATERIALS & SERVICES								
208-430-91101		TRAVEL EXPENSE	1,688	831	500	2,000	2,000	2,000
208-430-91201		MEALS & LODGING	1,326	1,259	650	2,500	2,500	2,500
208-430-91401		TELEPHONE	215	424	840	840	840	840
208-430-93901		CONTRACTUAL SERVICES	-	863	2,400	14,000	14,000	14,000
208-430-94101		OFFICE SUPPLIES	228	369	100	100	100	100
208-430-95202		CONTINUING EDUCATION	776	490	100	5,500	5,500	5,500
208-430-95614		PROGRAM RETENTION	-	-	39,407	25,199	25,199	17,256
208-430-95901		OTHER SUPPLIES	2,316	461	100	2,000	2,000	2,000
208-430-95908		ADMIN COSTS - MS	-	5,365	-	1,899	1,899	1,899
208-430-95910		ADMIN COSTS - PS	23,591	3,809	3,626	8,568	8,568	8,568
TOTAL MATERIALS & SERVICES			30,139	13,871	47,723	62,606	62,606	54,663
TOTAL DEPARTMENT EXPENSE			143,378	96,594	123,347	123,347	123,347	126,277

LINCOLN COUNTY, OREGON
HEALTH AND HUMAN SERVICES FUND (208)
DEPARTMENT: EMERGENCY PREPAREDNESS (434)
A COMMUNITY SERVICES PROGRAM

OBJECTIVES: Using an “All Hazards” approach, develop, test/exercise, and refine plans to protect the health of Lincoln County residents. All efforts should be connected to federally identified Targeted Capabilities.

WORK PLAN SUMMARY: Comply with requirement of Oregon Health Authority Preparedness Program in development of work plans; demonstrate progress at bi-annual program reviews with state staff. Develop progressive three year exercise plan for local public health (in conjunction with community partners) which provides experience and input to modify existing written plans. Participates as member of Lincoln County Emergency Management Committee. Provide opportunities for staff training which is recommended by Federal standard for all levels of HHS organization with particular emphasis on in-depth training for key leadership staff. Serve as a voting member in the Regional Hospital Preparedness Program to assure that efforts of local public health are closely coordinated with those of the two hospitals in Lincoln County.

REVENUE AND EXPENDITURE SUMMARY

	Actual <u>2013-14</u>	Actual <u>2014-15</u>	Budget <u>2015-16</u>	Proposed <u>2016-17</u>	Approved <u>2016-17</u>	Adopted <u>2016-17</u>
Total Revenues	64,406	20,123	54,650	45,062	45,062	45,062
Personal Services	28,384	21,258	31,549	33,724	33,724	33,724
Materials & Services	26,134	20,283	23,101	11,338	11,338	11,338
Total Expenditures	54,518	41,541	54,650	45,062	45,062	45,062
Full-Time Positions	0.70	0.15	0.35	0.35	0.35	0.35

EFFECTIVENESS INDICATORS: Measurable progress or completion of planning in various emergency preparedness areas as defined in the State of Oregon Bioterrorism and CD assurances.

INTERRELATIONSHIPS: Lincoln County Emergency Services Manager, law enforcement, fire, other emergency services personnel, and local health care providers.

BUDGET NOTE: This is a continuing Homeland Security grant that started in FY2003-2004.

LINCOLN COUNTY
FY 2016-17 ANNUAL BUDGET
Fund: 208 - PUBLIC HEALTH FUND

ACCOUNT #	# FTE		2013-2014	2014-2015	2015-2016	2016-2017	2016-2017	2016-2017
			Actual	Actual	Budget	Proposed Budget	Approved Budget	Adopted Budget
Department: 434 - EMERGENCY PREPAREDNESS								
REVENUE								
208-434-33130		EBOLA FUNDING GRANT	-	-	13,520	-	-	-
208-434-33421		HHS EMERGENCY PREP GRANT	53,148	20,123	14,755	14,755	14,755	14,755
208-434-39101		TRANSFER FROM GENERAL FUND	11,258	-	26,375	19,367	19,367	19,367
208-434-40000		BEGINNING BALANCE	-	-	-	10,940	10,940	10,940
TOTAL REVENUE			64,406	20,123	54,650	45,062	45,062	45,062
PERSONNEL SERVICES								
208-434-90230	0.05	ENVIRONMENTAL HEALTH MANAGER	4,179	3,749	4,361	4,361	4,361	4,361
208-434-90259	0.05	DIVISION DIRECTOR	-	-	4,875	4,875	4,875	4,875
208-434-90260		COMMUNITY HEALTH NURSE 4	3,315	2,407	-	-	-	-
208-434-90357	0.15	COMMUNITY HEALTH NURSE 2	7,664	5,114	6,018	9,228	9,228	9,228
208-434-90365	0.05	SANITARIAN 2	2,697	2,745	2,795	2,241	2,241	2,241
208-434-90366	0.05	SANITARIAN TRAINEE	1,149	-	2,241	2,285	2,285	2,285
208-434-90501		OVERTIME	-	31	-	-	-	-
208-434-90603		TELEPHONE STIPEND	840	840	1,680	1,680	1,680	1,680
208-434-90801		FICA	1,550	1,126	1,681	1,681	1,681	1,681
208-434-90802		401(K) RETIREMENT	2,294	1,715	2,232	2,232	2,232	2,232
208-434-90804		HEALTH INSURANCE	2,619	2,015	3,503	3,542	3,542	3,542
208-434-90805		DENTAL INSURANCE	475	256	169	170	170	170
208-434-90806		LIFE INSURANCE	19	13	22	22	22	22
208-434-90807		LTD INSURANCE	55	41	42	42	42	42
208-434-90808		WORKER'S COMPENSATION	488	375	1,002	362	362	362
208-434-90809		UNEMPLOYMENT	225	156	220	220	220	220
208-434-90810		PEHP	20	17	18	18	18	18
208-434-90812		HEALTH SAVINGS ACCOUNT	794	655	690	765	765	765
0.35		TOTAL PERSONNEL SERVICES	28,384	21,258	31,549	33,724	33,724	33,724
MATERIALS & SERVICES								
208-434-91101		TRAVEL EXPENSE	123	5	200	200	200	200
208-434-91102		FLEET SERVICES	5,084	8,003	-	-	-	-
208-434-91401		TELEPHONE	6,304	4,075	4,100	4,100	4,100	4,100
208-434-94102		FURNITURE & EQUIP < \$10,000	-	-	1,200	-	-	-
208-434-94601		FOOD & CLOTHING	-	-	200	-	-	-
208-434-95901		OTHER SUPPLIES	114	-	11,500	-	-	-
208-434-95910		ADMIN COSTS - PS	14,509	8,200	5,901	7,038	7,038	7,038
TOTAL MATERIALS & SERVICES			26,134	20,283	23,101	11,338	11,338	11,338
TOTAL DEPARTMENT EXPENSE			54,517	41,541	54,650	45,062	45,062	45,062

LINCOLN COUNTY, OREGON
HEALTH AND HUMAN SERVICES FUND (208)
DEPARTMENT: ENVIRONMENTAL HEALTH (440)

A COMMUNITY SERVICES PROGRAM

OBJECTIVE: Control incidence of communicable diseases associated with licensed public facilities (restaurants, motels, swimming pools, recreation parks, and organizational camps), school food service facilities and care facilities. Insure compliance of licensed facilities with state law and attendant administrative rules (ORS 431, 433, 434, 446, 448, 624). Respond to environmental hazards and complaints; provide information and referral; provide weeknight and weekend on-call coverage for environmental health/public health/communicable disease emergencies.

WORK PLAN SUMMARY: Conduct sanitation inspections of restaurants, pools, spas, motels and hotels, recreation parks, organizational camps, care facilities and school kitchens. Participate on department CD Team; investigate CD complaints related to food, water, and shellfish. Investigate animal bite reports, provide rabies prevention follow-up. Train food handlers annually.

REVENUE AND EXPENDITURE SUMMARY

	Actual <u>2013-14</u>	Actual <u>2014-15</u>	Budget <u>2015-16</u>	Proposed <u>2016-17</u>	Approved <u>2016-17</u>	Adopted <u>2016-17</u>
Total Revenues	369,861	296,522	326,050	371,217	371,217	371,217
Personal Services	238,759	234,113	210,436	215,058	215,058	215,058
Materials & Services	89,521	96,068	115,614	156,159	156,159	156,159
Total Expenditures	328,280	330,181	326,050	371,217	371,217	371,217
 Full-Time Positions	 3.35	 2.75	 2.55	 2.55	 2.55	 2.55

EFFECTIVENESS INDICATORS: Numbers of inspections conducted, disease/complaints investigated; emergencies responded to; complaints and questions received/resolved/referred. Audited by the Oregon Health Division for compliance.

RELATIONSHIPS: Oregon Health Division; Oregon Department of Environmental Quality; County building, electrical, plumbing inspectors; Oregon Department of Agriculture, Lincoln County School District, Oregon State Department of Education; Lincoln County residents and tourists; Lincoln County tourist facility operators; Lincoln County Sheriff's office including Animal Control Officers; City police departments within Lincoln County.

LINCOLN COUNTY
FY 2016-17 ANNUAL BUDGET
Fund: 208 - PUBLIC HEALTH FUND

ACCOUNT #	# FTE		2013-2014	2014-2015	2015-2016	2016-2017	2016-2017	2016-2017
			Actual	Actual	Budget	Proposed Budget	Approved Budget	Adopted Budget
Department: 440 - ENVIRONMENTAL HEALTH								
REVENUE								
208-440-34565		FEES/LICENSE & INSPECTION	280,967	286,519	317,550	328,664	328,664	328,664
208-440-34566		FOODHANDLER FEES	10,694	6,358	7,500	7,500	7,500	7,500
208-440-36990		MISCELLANEOUS	1,854	3,646	1,000	1,000	1,000	1,000
208-440-39101		TRANSFER FROM GENERAL FUND	56,442	-	-	-	-	-
208-440-40000		BEGINNING BALANCE	19,904	-	-	34,053	34,053	34,053
TOTAL REVENUE			369,861	296,522	326,050	371,217	371,217	371,217
PERSONNEL SERVICES								
208-440-90230	0.50	ENVIRONMENTAL HEALTH MANAGER	50,159	45,008	43,609	43,609	43,609	43,609
208-440-90362	0.35	OFFICE ASSISTANT 2	25,171	25,813	15,778	15,778	15,778	15,778
208-440-90365	0.90	SANITARIAN 2	51,380	52,173	29,414	40,344	40,344	40,344
208-440-90366	0.80	SANITARIAN TRAINEE	36,468	43,620	40,344	34,317	34,317	34,317
208-440-90501		OVERTIME	1,363	1,905	-	-	-	-
208-440-90801		FICA	12,092	13,008	11,050	11,050	11,050	11,050
208-440-90802		401(K) RETIREMENT	17,966	19,473	15,889	15,889	15,889	15,889
208-440-90804		HEALTH INSURANCE	29,422	18,588	37,121	39,169	39,169	39,169
208-440-90805		DENTAL INSURANCE	3,396	2,618	3,466	3,544	3,544	3,544
208-440-90806		LIFE INSURANCE	151	171	184	184	184	184
208-440-90807		LTD INSURANCE	434	525	360	360	360	360
208-440-90808		WORKER'S COMPENSATION	3,925	4,317	6,587	2,980	2,980	2,980
208-440-90809		UNEMPLOYMENT	1,698	1,770	1,444	1,444	1,444	1,444
208-440-90810		PEHP	108	99	90	90	90	90
208-440-90812		HEALTH SAVINGS ACCOUNT	5,026	5,026	5,100	6,300	6,300	6,300
2.55		TOTAL PERSONNEL SERVICES	238,759	234,113	210,436	215,058	215,058	215,058
MATERIALS & SERVICES								
208-440-91101		TRAVEL EXPENSE	182	1,055	1,000	2,000	2,000	2,000
208-440-91102		FLEET SERVICES	11,233	10,432	8,000	10,000	10,000	10,000
208-440-91201		MEALS & LODGING	1,226	1,667	1,500	3,000	3,000	3,000
208-440-91401		TELEPHONE	1,657	3,185	1,800	1,800	1,800	1,800
208-440-91501		POSTAGE	648	756	750	750	750	750
208-440-91601		PRINTING & PUBLICATIONS	42	120	50	50	50	50
208-440-92901		MEMBERSHIP FEES & DUES	450	300	500	500	500	500
208-440-93901		CONTRACTUAL SERVICES	-	2,438	-	-	-	-
208-440-94101		OFFICE SUPPLIES	1,429	716	250	250	250	250
208-440-94102		FURNITURE & EQUIP < \$10,000	1,173	1,417	7,134	7,934	7,934	7,934
208-440-94601		FOOD & CLOTHING	610	762	-	-	-	-
208-440-95202		CONTINUING EDUCATION	50	345	500	2,000	2,000	2,000
208-440-95614		PROGRAM RETENTION	-	-	-	34,053	34,053	34,053
208-440-95901		OTHER SUPPLIES	2,886	1,952	2,498	5,757	5,757	5,757
208-440-95908		ADMIN COSTS - MS	11,449	9,836	9,734	8,072	8,072	8,072
208-440-95910		ADMIN COSTS - PS	32,578	32,627	45,357	52,049	52,049	52,049
208-440-95932		STATE LICENSING PROGRAM	23,909	28,462	26,597	18,000	18,000	18,000
208-440-96601		RENTALS OF SPACE	-	-	9,944	9,944	9,944	9,944
TOTAL MATERIALS & SERVICES			89,521	96,068	115,614	156,159	156,159	156,159
TOTAL DEPARTMENT EXPENSE			328,279	330,182	326,050	371,217	371,217	371,217

LINCOLN COUNTY, OREGON
HEALTH AND HUMAN SERVICES FUND (208)
DEPARTMENT: VITAL STATISTICS (441)
A COMMUNITY SERVICES PROGRAM

OBJECTIVE: Provide birth and death certificates upon request in accordance with State of Oregon mandates.

WORK PLAN SUMMARY: Comply with State of Oregon mandates regarding Vital Statistics regulations. Provide requested birth and death certificates in an efficient and effective manner.

REVENUE AND EXPENDITURE SUMMARY

	Actual <u>2013-14</u>	Actual <u>2014-15</u>	Budget <u>2015-16</u>	Proposed <u>2016-17</u>	Approved <u>2016-17</u>	Adopted <u>2016-17</u>
Total Revenues	41,920	40,353	56,000	86,976	86,976	86,976
Personal Services	18,533	17,920	43,591	45,595	45,595	45,595
Materials & Services	4,412	5,848	13,762	41,381	41,381	41,381
Total Expenditures	22,945	23,768	57,353	86,976	86,976	86,976
 Full-Time Positions	 0.25	 0.25	 0.55	 0.55	 0.55	 0.55

INTERRELATIONSHIPS: State of Oregon, mortuaries, and community members.

NOTE: This program was previously part of Department 440 – Environmental Health. In an effort to more effectively monitor this program, it is now being tracked as a separate budget.

LINCOLN COUNTY
FY 2016-17 ANNUAL BUDGET
Fund: 208 - PUBLIC HEALTH FUND

ACCOUNT #	# FTE		2013-2014 Actual	2014-2015 Actual	2015-2016 Budget	2016-2017 Proposed Budget	2016-2017 Approved Budget	2016-2017 Adopted Budget
Department: 441 - VITAL STATISTICS								
<u>REVENUE</u>								
208-441-36990		MISCELLANEOUS	-	-	1,000	1,000	1,000	1,000
208-441-36992		VITAL STATISTICS	41,920	40,353	55,000	55,000	55,000	55,000
208-441-40000		BEGINNING BALANCE	-	-	-	30,976	30,976	30,976
TOTAL REVENUE			41,920	40,353	56,000	86,976	86,976	86,976
<u>PERSONNEL SERVICES</u>								
208-441-90230	0.05	ENVIRONMENTAL HEALTH MANAGER	-	-	4,361	4,437	4,437	4,437
208-441-90260		COMMUNITY HEALTH NURSE 4	3,315	2,407	-	-	-	-
208-441-90362	0.50	OFFICE ASSISTANT 2	8,385	8,598	22,550	23,623	23,623	23,623
208-441-90801		FICA	827	849	2,059	2,147	2,147	2,147
208-441-90802		401(K) RETIREMENT	1,233	1,264	2,960	3,087	3,087	3,087
208-441-90804		HEALTH INSURANCE	3,166	3,111	7,620	8,377	8,377	8,377
208-441-90805		DENTAL INSURANCE	407	489	1,128	1,156	1,156	1,156
208-441-90806		LIFE INSURANCE	13	13	40	40	40	40
208-441-90807		LTD INSURANCE	37	40	78	78	78	78
208-441-90808		WORKER'S COMPENSATION	282	278	1,227	710	710	710
208-441-90809		UNEMPLOYMENT	112	115	269	281	281	281
208-441-90810		PEHP	9	7	9	9	9	9
208-441-90812		HEALTH SAVINGS ACCOUNT	750	750	1,650	1,650	1,650	1,650
0.55		TOTAL PERSONNEL SERVICES	18,533	17,920	43,951	45,595	45,595	45,595
<u>MATERIALS & SERVICES</u>								
208-441-91501		POSTAGE	171	226	-	-	-	-
208-441-94101		OFFICE SUPPLIES	-	-	499	5,174	5,174	5,174
208-441-95614		PROGRAM RETENTION	-	-	-	25,302	25,302	25,302
208-441-95902		BIRTH CERTIFICATE FEES	647	1,639	2,500	500	500	500
208-441-95908		ADMIN COSTS - MS	1,225	894	2,099	1,741	1,741	1,741
208-441-95910		ADMIN COSTS - PS	2,370	3,089	8,664	8,664	8,664	8,664
TOTAL MATERIALS & SERVICES			4,412	5,848	13,762	41,381	41,381	41,381
TOTAL DEPARTMENT EXPENSE			22,946	23,769	57,713	86,976	86,976	86,976

LINCOLN COUNTY, OREGON
HEALTH AND HUMAN SERVICES FUND (208)
DEPARTMENT: IMMUNIZATION ACTION PLAN (457)

A COMMUNITY SERVICES PROGRAM

OBJECTIVE: To control the incidence of vaccine-preventable diseases in Lincoln County residents in compliance with ORS 431, 433 and 434.

WORK PLAN SUMMARY: Monitor immunization rates in Lincoln County. Participate in and promote use of state-wide Immunization registry. Provide immunizations to infants, children, and adults. Provide flu and pneumonia shots. Work collaboratively with school district, Head Start, pre-school and day-care providers to meet the requirements of immunization according to School Exclusion Law as identified in ORS, Based on Quality Review principles, design and implement special projects to increase protection of population health using specific vaccinations.

REVENUE AND EXPENDITURE SUMMARY

	Actual <u>2013-14</u>	Actual <u>2014-15</u>	Budget <u>2015-16</u>	Proposed <u>2016-17</u>	Approved <u>2016-17</u>	Adopted <u>2016-17</u>
Total Revenues	15,832	14,474	18,622	18,282	18,282	18,282
Personal Services	15,171	14,404	17,143	16,914	16,914	16,914
Materials & Services	0	1,479	1,479	1,368	1,368	1,368
Total Expenditures	15,171	15,883	18,622	18,282	18,282	18,282
 Full-Time Positions	 0.15	 0.15	 0.20	 0.20	 0.20	 0.20

EFFECTIVENESS INDICATORS: Increase in number of clients who are up-to-date on immunizations. Audit of immunization records by Oregon Health Authority.

INTERRELATIONSHIPS: Oregon Health Division, local health care providers. Other county health departments, Lincoln County School District, day care centers, childcare providers.

**LINCOLN COUNTY
FY 2016-17 ANNUAL BUDGET
Fund: 208 - PUBLIC HEALTH FUND**

ACCOUNT #	# FTE		2013-2014 Actual	2014-2015 Actual	2015-2016 Budget	2016-2017 Proposed Budget	2016-2017 Approved Budget	2016-2017 Adopted Budget
Department: 457 - IMMUNIZATION ACTION PROGRAM								
REVENUE								
208-457-33558		IMMUNIZATION ACTION PLAN GRANT	13,634	14,474	13,676	13,676	13,676	13,676
208-457-39101		TRANSFER FROM GENERAL FUND	2,198	-	4,946	4,606	4,606	4,606
TOTAL REVENUE			15,832	14,474	18,622	18,282	18,282	18,282
PERSONNEL SERVICES								
208-457-90259	0.05	DIVISION DIRECTOR	-	-	4,875	5,108	5,108	5,108
208-457-90260		COMMUNITY HEALTH NURSE 4	3,315	2,407	-	-	-	-
208-457-90354		CLINIC ASSISTANT 2	2,438	2,500	5,178	-	-	-
208-457-90357	0.05	COMMUNITY HEALTH NURSE 2	4,985	5,114	2,796	3,018	3,018	3,018
208-457-90362	0.10	OFFICE ASSISTANT 2	-	-	-	4,725	4,725	4,725
208-457-90501		OVERTIME	-	21	-	-	-	-
208-457-90801		FICA	793	771	610	610	610	610
208-457-90802		401(K) RETIREMENT	1,176	1,155	877	877	877	877
208-457-90804		HEALTH INSURANCE	1,348	1,390	1,824	1,891	1,891	1,891
208-457-90805		DENTAL INSURANCE	232	173	33	33	33	33
208-457-90806		LIFE INSURANCE	11	11	11	11	11	11
208-457-90807		LTD INSURANCE	31	32	21	21	21	21
208-457-90808		WORKER'S COMPENSATION	260	253	364	66	66	66
208-457-90809		UNEMPLOYMENT	111	105	80	80	80	80
208-457-90810		PEHP	9	7	9	9	9	9
208-457-90812		HEALTH SAVINGS ACCOUNT	465	465	465	465	465	465
0.20		TOTAL PERSONNEL SERVICES	15,171	14,404	17,143	16,914	16,914	16,914
MATERIALS & SERVICES								
208-457-95910		ADMIN COSTS - PS	-	1,479	1,479	1,368	1,368	1,368
TOTAL MATERIALS & SERVICES			-	1,479	1,479	1,368	1,368	1,368
TOTAL DEPARTMENT EXPENSE			15,171	15,883	18,622	18,282	18,282	18,282

LINCOLN COUNTY, OREGON
HEALTH AND HUMAN SERVICES FUND (208)
DEPARTMENT: MATERNAL/CHILD POPULATION HEALTH (461)
A COMMUNITY SERVICES PROGRAM

OBJECTIVE: Provide preventive screening and health services to infants and education to parents to improve potential for normal growth and development.

WORK PLAN SUMMARY: Nurses provide home visits to newborns and home visits to high-risk infants to ensure these families have the services they need to raise healthy children. Community referrals are made to assist areas with need.

REVENUE AND EXPENDITURE SUMMARY

	Actual <u>2013-14</u>	Actual <u>2014-15</u>	Budget <u>2015-16</u>	Proposed <u>2016-17</u>	Approved <u>2016-17</u>	Adopted <u>2016-17</u>
Total Revenues	53,794	74,518	147,746	108,396	108,396	108,396
Personal Services	53,274	49,913	76,540	78,259	78,259	78,259
Materials & Services	5,632	7,471	8,726	15,729	15,729	22,208
Total Expenditures	58,906	57,384	85,266	93,988	93,988	100,467
Full-Time Positions	0.60	0.60	0.80	0.80	0.80	0.80

EFFECTIVENESS INDICATORS: Actual counts of clients served and home visits made.

INTERRELATIONSHIPS: : Local physicians (pediatricians, obstetricians), Children Services Division, dentists, Adult and Family Services, WIC, schools, daycare, Samaritan Pacific Communities Hospital, Samaritan North Lincoln Hospital, Peace Health Hospital.

LINCOLN COUNTY
FY 2016-17 ANNUAL BUDGET
Fund: 208 - PUBLIC HEALTH FUND

ACCOUNT #	# FTE		2013-2014	2014-2015	2015-2016	2016-2017	2016-2017	2016-2017
			Actual	Actual	Budget	Proposed Budget	Approved Budget	Adopted Budget
Department: 461 - MATERNAL/CHILD POPULATION HEALTH								
<u>REVENUE</u>								
208-461-33125		DST GRANT	-	-	125,000	-	-	-
208-461-33137		SAMARITAN CCO TRANSFORMATION GRANT	-	52,083	-	-	-	-
208-461-33565		CHILD/ADOLESCENT HEALTH FEDERAL GR.	29,548	22,435	22,746	27,213	27,213	27,213
208-461-39101		TRANSFER FROM GENERAL FUND	24,246	-	-	-	-	-
208-461-40000		BEGINNING BALANCE	-	-	-	81,183	81,183	81,183
TOTAL REVENUE			53,794	74,518	147,746	108,396	108,396	108,396
<u>PERSONNEL SERVICES</u>								
208-461-90260	0.10	COMMUNITY HEALTH NURSE 4	-	-	8,722	8,875	8,875	8,875
208-461-90357	0.55	COMMUNITY HEALTH NURSE 2	33,154	31,180	36,499	37,702	37,702	37,702
208-461-90362	0.15	OFFICE ASSISTANT 2	2,224	2,281	6,965	7,087	7,087	7,087
208-461-90801		FICA	2,524	2,475	3,992	3,992	3,992	3,992
208-461-90802		401(K) RETIREMENT	3,892	3,769	5,740	5,740	5,740	5,740
208-461-90804		HEALTH INSURANCE	7,509	6,182	8,443	8,746	8,746	8,746
208-461-90805		DENTAL INSURANCE	883	865	1,035	1,043	1,043	1,043
208-461-90806		LIFE INSURANCE	34	33	50	50	50	50
208-461-90807		LTD INSURANCE	99	102	99	99	99	99
208-461-90808		WORKER'S COMPENSATION	847	943	2,380	2,310	2,310	2,310
208-461-90809		UNEMPLOYMENT	368	343	522	522	522	522
208-461-90812		HEALTH SAVINGS ACCOUNT	1,740	1,740	2,093	2,093	2,093	2,093
0.80		TOTAL PERSONNEL SERVICES	53,274	49,913	76,540	78,259	78,259	78,259
<u>MATERIALS & SERVICES</u>								
208-461-91101		TRAVEL EXPENSE	-	312	-	-	-	-
208-461-91102		FLEET SERVICES	783	776	604	604	604	604
208-461-94101		OFFICE SUPPLIES	60	-	-	-	-	-
208-461-95202		CONTINUING EDUCATION	-	-	-	2,937	2,937	2,937
208-461-95614		PROGRAM RETENTION	-	-	-	7,465	7,465	13,944
208-461-95901		OTHER SUPPLIES	-	1,655	727	-	-	-
208-461-95910		ADMIN COSTS - PS	3,178	3,178	5,850	3,178	3,178	3,178
208-461-96601		RENTALS OF SPACE	1,610	1,549	1,545	1,545	1,545	1,545
TOTAL MATERIALS & SERVICES			5,631	7,471	8,726	15,729	15,729	22,208
TOTAL DEPARTMENT EXPENSE			58,904	57,384	85,266	93,988	93,988	100,467

LINCOLN COUNTY, OREGON
HEALTH AND HUMAN SERVICES FUND (208)
DEPARTMENT: SAFE DRINKING WATER (490)

A COMMUNITY SERVICES PROGRAM

OBJECTIVE: Control incidence of communicable diseases associated with public water systems. Insure compliance of water systems with state law and attendant administrative rules (ORS 448).

WORK PLAN SUMMARY: Assist public water systems to correct problems that would result in contaminated drinking water. Investigate waterborne illnesses and complaints. Participate as a first responder on the emergency response team. Respond to water quality alerts, violations, and significant non-compliance issues. Take appropriate enforcement action as necessary. Conduct sanitary surveys to follow up on significant deficiencies. Assist operators with emergency response plans. Document new water systems and keep all of the information accurate.

REVENUE AND EXPENDITURE SUMMARY

	<u>Actual</u> <u>2013-14</u>	<u>Actual</u> <u>2014-15</u>	<u>Budget</u> <u>2015-16</u>	<u>Proposed</u> <u>2016-17</u>	<u>Approved</u> <u>2016-17</u>	<u>Adopted</u> <u>2016-17</u>
Total Revenues	19,835	26,483	26,483	26,483	26,483	26,483
Personal Services	16,398	26,893	23,283	23,182	23,182	23,182
Materials & Services	2,708	2,726	3,200	3,301	3,301	3,301
Total Expenditures	19,106	29,619	26,483	26,483	26,483	26,483
 Full-Time Positions	 0.35	 0.35	 0.30	 0.30	 0.30	 0.30

EFFECTIVENESS INDICATORS: Reports on illness and complaint investigations, alerts, and violations. Participate in disaster preparedness training. Documentation of work with significant non-compliant entities to comply. Sanitary surveys and reports on follow up work. Accurate inventory for drinking water systems. Audited by Oregon Health Division for effectiveness.

INTERRELATIONSHIPS: Oregon Health Division, County building, electrical, plumbing inspectors, and public water system operators.

LINCOLN COUNTY
FY 2016-17 ANNUAL BUDGET
Fund: 208 - PUBLIC HEALTH FUND

ACCOUNT #	# FTE		2013-2014	2014-2015	2015-2016	2016-2017	2016-2017	2016-2017
			Actual	Actual	Budget	Proposed Budget	Approved Budget	Adopted Budget
Department: 490 - SAFE DRINKING WATER								
REVENUE								
208-490-33528		SANITARY SURVEY PROGRAM	16,000	26,483	26,483	26,483	26,483	26,483
208-490-40000		BEGINNING BALANCE	3,835	-	-	-	-	-
TOTAL REVENUE			19,835	26,483	26,483	26,483	26,483	26,483
PERSONNEL SERVICES								
208-490-90230	0.05	ENVIRONMENTAL HEALTH MANAGER	4,179	14,462	4,361	4,437	4,437	4,437
208-490-90362	0.05	OFFICE ASSISTANT 2	4,192	4,299	2,254	2,362	2,362	2,362
208-490-90365	0.05	SANITARIAN 2	-	-	7,764	2,789	2,789	2,789
208-490-90366	0.15	SANITARIAN TRAINEE	2,299	-	2,241	7,187	7,187	7,187
208-490-90801		FICA	802	1,364	1,229	1,229	1,229	1,229
208-490-90802		401(K) RETIREMENT	1,200	2,102	1,767	1,767	1,767	1,767
208-490-90804		HEALTH INSURANCE	2,552	3,032	1,936	2,012	2,012	2,012
208-490-90805		DENTAL INSURANCE	307	420	165	169	169	169
208-490-90806		LIFE INSURANCE	10	14	22	22	22	22
208-490-90807		LTD INSURANCE	29	57	42	42	42	42
208-490-90808		WORKER'S COMPENSATION	254	472	732	172	172	172
208-490-90809		UNEMPLOYMENT	115	191	161	161	161	161
208-490-90810		PEHP	9	31	9	9	9	9
208-490-90812		HEALTH SAVINGS ACCOUNT	450	450	600	824	824	824
0.30		TOTAL PERSONNEL SERVICES	16,398	26,893	23,283	23,182	23,182	23,182
MATERIALS & SERVICES								
208-490-91501		POSTAGE	8	26	500	-	-	-
208-490-95910		ADMIN COSTS - PS	2,700	2,700	2,700	3,301	3,301	3,301
TOTAL MATERIALS & SERVICES			2,708	2,726	3,200	3,301	3,301	3,301
TOTAL DEPARTMENT EXPENSE			19,106	29,619	26,483	26,483	26,483	26,483

CLOSED DEPARTMENTS

LINCOLN COUNTY
FY 2016-17 ANNUAL BUDGET
Fund: 208 - PUBLIC HEALTH FUND

ACCOUNT #		2013-2014 Actual	2014-2015 Actual	2015-2016 Budget	2016-2017 Proposed Budget	2016-2017 Approved Budget	2016-2017 Adopted Budget
Department: 406 - MATERNITY CASE MANAGEMENT (CLOSED)							
REVENUE							
208-406-33580	PRENATAL/STATE HEALTH	2,619	2,652	2,652	-	-	-
208-406-34581	MATERNITY CASE MGMT/AFS	144,277	111,256	110,000	-	-	-
208-406-39101	TRANSFER FROM GENERAL FUND	-	-	74,161	-	-	-
208-406-40000	BEGINNING BALANCE	14,697	-	-	-	-	-
	TOTAL REVENUE	161,593	113,908	186,813	-	-	-
PERSONNEL SERVICES							
208-406-90260	COMMUNITY HEALTH NURSE 4	20,892	21,690	8,722	-	-	-
208-406-90263	REGISTERED DIETICIAN	1,470	-	2,879	-	-	-
208-406-90357	COMMUNITY HEALTH NURSE 2	52,852	55,196	36,064	-	-	-
208-406-90362	OFFICE ASSISTANT 2	24,481	25,106	20,894	-	-	-
208-406-90604	INTERPRETER STIPEND	140	-	-	-	-	-
208-406-90801	FICA	7,221	7,724	5,245	-	-	-
208-406-90802	401(K) RETIREMENT	10,927	11,776	7,541	-	-	-
208-406-90804	HEALTH INSURANCE	17,005	15,963	14,147	-	-	-
208-406-90805	DENTAL INSURANCE	2,155	2,285	2,905	-	-	-
208-406-90806	LIFE INSURANCE	94	101	86	-	-	-
208-406-90807	LTD INSURANCE	271	318	169	-	-	-
208-406-90808	WORKER'S COMPENSATION	2,623	3,379	3,126	-	-	-
208-406-90809	UNEMPLOYMENT	1,028	1,071	686	-	-	-
208-406-90810	PEHP	48	46	27	-	-	-
208-406-90812	HEALTH SAVINGS ACCOUNT	3,811	3,811	6,083	-	-	-
	TOTAL PERSONNEL SERVICES	145,017	148,467	108,574	-	-	-
MATERIALS & SERVICES							
208-406-91101	TRAVEL EXPENSE	676	535	1,000	-	-	-
208-406-91102	FLEET SERVICES	3,134	3,108	3,500	-	-	-
208-406-91201	MEALS & LODGING	482	602	600	-	-	-
208-406-91401	TELEPHONE	1,288	1,593	160	-	-	-
208-406-91501	POSTAGE	54	72	200	-	-	-
208-406-91601	PRINTING & PUBLICATIONS	-	110	500	-	-	-
208-406-92901	MEMBERSHIP FEES & DUES	125	150	300	-	-	-
208-406-93901	CONTRACTUAL SERVICES	-	1,024	-	-	-	-
208-406-94101	OFFICE SUPPLIES	313	74	500	-	-	-
208-406-94102	FURNITURE & EQUIP < \$10,000	351	-	100	-	-	-
208-406-94601	FOOD & CLOTHING	11	-	150	-	-	-
208-406-95102	MEDICAL SUPPLIES	360	-	500	-	-	-
208-406-95201	EDUCATION & LIBRARY	82	-	100	-	-	-
208-406-95202	CONTINUING EDUCATION	-	418	500	-	-	-
208-406-95614	PROGRAM RETENTION	-	-	7,358	-	-	-
208-406-95901	OTHER SUPPLIES	3,582	12,850	-	-	-	-
208-406-95908	ADMIN COSTS - MS	4,725	9,300	4,581	-	-	-
208-406-95910	ADMIN COSTS - PS	31,504	47,490	53,465	-	-	-
208-406-96601	RENTALS OF SPACE	4,922	5,309	4,725	-	-	-
	TOTAL MATERIALS & SERVICES	51,608	82,634	78,239	-	-	-
	TOTAL DEPARTMENT EXPENSE	196,625	231,101	186,813	-	-	-

**LINCOLN COUNTY
 FY 2016-17 ANNUAL BUDGET
 Fund: 208 - PUBLIC HEALTH FUND**

ACCOUNT #		2013-2014 Actual	2014-2015 Actual	2015-2016 Budget	2016-2017 Proposed Budget	2016-2017 Approved Budget	2016-2017 Adopted Budget
Department: 452 - HIV PREVENTION (CLOSED)							
<u>PERSONNEL SERVICES</u>							
208-452-90801	FICA	10	-	-	-	-	-
208-452-90802	401(K) RETIREMENT	14	-	-	-	-	-
208-452-90804	HEALTH INSURANCE	20	-	-	-	-	-
208-452-90805	DENTAL INSURANCE	2	-	-	-	-	-
208-452-90808	WORKER'S COMPENSATION	2	-	-	-	-	-
208-452-90809	UNEMPLOYMENT	3	-	-	-	-	-
	TOTAL PERSONNEL SERVICES	51	-	-	-	-	-
	TOTAL DEPARTMENT EXPENSE	51	-	-	-	-	-

LINCOLN COUNTY
FY 2016-17 ANNUAL BUDGET
Fund: 209 - MENTAL HEALTH FUND

# FTE		2013-2014 Actual	2014-2015 Actual	2015-2016 Budget	2016-2017 Proposed Budget	2016-2017 Approved Budget	2016-2017 Adopted Budget
FUND SUMMARY							
REVENUE							
33XXX	INTERGOVERNMENTAL	2,793,029	3,293,402	3,168,328	3,830,261	3,830,261	3,830,261
34XXX	CHARGES FOR SERVICES	4,453,927	4,466,992	4,656,144	4,734,558	4,734,558	4,779,558
36XXX	MISCELLANEOUS	342,804	13,466	32,200	32,200	32,200	32,200
4000X	BEGINNING BALANCE	1,289,917	2,766,832	2,471,807	3,184,968	3,184,968	3,184,968
	TOTAL REVENUE	8,879,677	10,540,692	10,328,479	11,781,987	11,781,987	11,826,987
EXPENDITURES							
	PERSONNEL SERVICES	3,627,073	3,684,783	5,456,117	6,836,512	6,836,512	6,881,512
	MATERIALS & SERVICES	2,438,818	2,530,469	3,936,626	3,782,344	3,782,344	3,782,344
	CAPITAL OUTLAY	46,955	-	-	245,000	245,000	245,000
	TRANSFERS TO OTHER FUNDS	-	2,000,000	67,605	50,000	50,000	50,000
	RESERVE FOR FUTURE EXPENSES	-	-	868,131	868,131	868,131	868,131
	TOTAL EXPENDITURES	6,112,845	8,215,251	10,328,479	11,781,987	11,781,987	11,826,987
	ENDING BALANCE	2,766,832	2,325,441	-	-	-	-
EXPENDITURES BY DEPARTMENT							
420	15.20 CHILD, ADOLESCENT & FAMILY SERVICES	1,168,508	1,345,327	2,514,203	2,201,524	2,201,524	2,201,524
421	5.30 AMHI/ACT SERVICES	-	-	-	682,762	682,762	682,762
422	9.20 INTELLECTUAL & DEVEL DISABILITIES PROGRAM	779,741	820,997	1,012,157	1,096,030	1,096,030	1,096,030
423	34.08 ADULT MENTAL HEALTH SERVICES	2,521,149	4,997,295	4,696,565	5,506,978	5,506,978	5,506,978
427	7.70 CO-OCCURRING DISORDERS/DUAL DIAGNOSIS SERVICES	484,383	538,515	676,061	862,688	862,688	907,688
428	MENTAL HEALTH RESIDENTIAL PAYMENTS	1,070,513	425,748	1,311,292	1,311,292	1,311,292	1,311,292
432	1.20 PROBLEM GAMBLING SERVICES	77,291	87,369	118,201	120,713	120,713	120,713
426	MANAGED CARE (CLOSED)	11,261	-	-	-	-	-
72.68	TOTAL EXPENDITURES	6,112,845	8,215,251	10,328,479	11,781,987	11,781,987	11,826,987

**LINCOLN COUNTY, OREGON
MENTAL HEALTH FUND (209)**

DEPARTMENT: CHILD, ADOLESCENT & FAMILY SERVICES (420)

A COMMUNITY SERVICES PROGRAM-OREGON HEALTH PLAN MANAGED CARE

OBJECTIVE: To provide medically necessary behavioral health services to children (ages 0-17) identified with a mental health diagnosis, with a focus on family therapy for family members/caretakers.

WORK PLAN SUMMARY: Provide specific clinical including assessment, service management, individual/family therapy, medication management, and case management for children, family members, and caretakers. Maintain effective working relationships with other community partners addressing child and family mental health needs. Provide clinical supervision for therapists, care coordinators, and family support workers.

REVENUE AND EXPENDITURE SUMMARY

	Actual <u>2013-14</u>	Actual <u>2014-15</u>	Budget <u>2015-16</u>	Proposed <u>2016-17</u>	Approved <u>2016-17</u>	Adopted <u>2016-17</u>
Total Revenues	734,545	1,830,981	2,514,203	2,273,532	2,273,532	2,273,532
Personal Services	926,457	940,411	1,382,797	1,542,933	1,542,933	1,542,933
Materials & Services	242,051	404,916	1,131,406	558,591	558,591	558,591
Capital Outlay	0	0	0	100,000	100,000	100,000
Total Expenditures	1,168,508	1,345,327	2,514,203	2,201,524	2,201,524	2,201,524
 Full-Time Positions	 10.45	 15.25	 15.20	 15.20	 15.20	 15.20

EFFECTIVENESS INDICATORS: Actual count of persons served and of services provided from county utilization records, IHN/CCO data, state data, quality management reports; number of hospitalizations at or below previous year.

INTERRELATIONSHIPS: Hospitals, courts, police agencies, subcontracting clinicians, schools, local agencies and other service providers who are sources of referrals or who require the assistance of mental health professionals. Work collaboratively with other county programs to reduce or avert the need for hospitalizations.

LINCOLN COUNTY
FY 2016-17 ANNUAL BUDGET
Fund: 209 - MENTAL HEALTH FUND

ACCOUNT #	# FTE		2013-2014	2014-2015	2015-2016	2016-2017	2016-2017	2016-2017
			Actual	Actual	Budget	Proposed Budget	Approved Budget	Adopted Budget
Department: 420 - CHILD, ADOLESCENT & FAMILY SERVICES								
REVENUE								
209-420-33118		PARENT CHILD INTERACTION THERAPY	-	120,194	119,700	119,700	119,700	119,700
209-420-33413		SE22 CHILD SERVICES MHD	84,802	4,616	121,477	121,477	121,477	121,477
209-420-33414		SE 20 ADULT/STATE MH	84,131	80,538	105,809	105,809	105,809	105,809
209-420-33417		SE25 CRISIS GRANT	6,922	395	6,699	6,699	6,699	6,699
209-420-33488		EASA	-	-	-	10,000	10,000	10,000
209-420-33489		LA 01 LOCAL ADMINISTRATION	21,919	25,059	34,199	34,199	34,199	34,199
209-420-34514		PRIVATE PAY	5,096	4,393	12,000	12,000	12,000	12,000
209-420-34515		INSURANCE PAYMENTS	4,878	17,581	32,000	32,000	32,000	32,000
209-420-34518		MEDICARE PAYMENTS	4,163	13,541	15,000	15,000	15,000	15,000
209-420-34534		MEDICAID OPEN CARD	14,329	82,168	37,000	100,000	100,000	100,000
209-420-34590		MANAGED CARE FEES	508,273	1,482,468	1,499,664	778,060	778,060	778,060
209-420-34593		MEDICAID WRAP AROUND	-	-	40,000	-	-	-
209-420-36990		MISCELLANEOUS	32	30	5,000	5,000	5,000	5,000
209-420-40000		BEGINNING BALANCE	-	-	485,655	933,588	933,588	933,588
TOTAL REVENUE			734,545	1,830,981	2,514,203	2,273,532	2,273,532	2,273,532
PERSONNEL SERVICES								
209-420-90214	0.50	PSYCHIATRIST	39,633	5,764	60,846	128,960	128,960	128,960
209-420-90255	1.00	MENTAL HEALTH SPECIALIST	82,368	84,468	87,445	87,445	87,445	87,445
209-420-90259	0.10	DIVISION DIRECTOR	21,334	21,877	27,760	9,778	9,778	9,778
209-420-90263	0.10	REGISTERED DIETICIAN	893	1,987	2,879	5,758	5,758	5,758
209-420-90272	0.15	EHR SITE SPECIALIST	-	-	7,612	7,612	7,612	7,612
209-420-90352	0.15	BOOKKEEPER/PAYEE	6,194	6,809	5,876	6,128	6,128	6,128
209-420-90353	3.00	CARE COORDINATOR	83,067	72,006	133,830	159,221	159,221	159,221
209-420-90356	8.00	CLINICAL COUNSELOR	276,969	324,961	418,936	495,402	495,402	495,402
209-420-90362	1.40	OFFICE ASSISTANT 2	38,483	44,593	40,092	50,088	50,088	50,088
209-420-90364	0.80	PSYCH NURSE PRACTITIONER	83,006	88,673	88,124	88,126	88,126	88,126
209-420-90401		PART TIME < 1040 HRS/YEAR	6,578	11,583	10,000	38,506	38,506	38,506
209-420-90402		CONTRACT EMPLOYEE	-	-	60,000	-	-	-
209-420-90501		OVERTIME	58	-	-	-	-	-
209-420-90801		FICA	45,857	50,842	72,170	78,509	78,509	78,509
209-420-90802		401(K) RETIREMENT	69,230	74,927	96,074	108,654	108,654	108,654
209-420-90804		HEALTH INSURANCE	111,489	88,849	156,724	180,200	180,200	180,200
209-420-90805		DENTAL INSURANCE	13,592	13,374	20,146	22,519	22,519	22,519
209-420-90806		LIFE INSURANCE	530	602	1,055	1,087	1,087	1,087
209-420-90807		LTD INSURANCE	1,526	1,872	2,066	2,129	2,129	2,129
209-420-90808		WORKER'S COMPENSATION	14,061	15,781	43,019	21,073	21,073	21,073
209-420-90809		UNEMPLOYMENT	6,088	6,467	9,434	10,263	10,263	10,263
209-420-90810		PEHP	273	244	324	315	315	315
209-420-90812		HEALTH SAVINGS ACCOUNT	25,230	24,731	38,385	41,160	41,160	41,160
15.20		TOTAL PERSONNEL SERVICES	926,457	940,411	1,382,797	1,542,933	1,542,933	1,542,933
MATERIALS & SERVICES								
209-420-91101		TRAVEL EXPENSE	3,689	6,913	5,501	5,500	5,500	5,500
209-420-91102		FLEET SERVICES	-	-	15,000	15,000	15,000	15,000
209-420-91201		MEALS & LODGING	681	8,731	9,288	8,000	8,000	8,000
209-420-91401		TELEPHONE	3,511	9,397	8,331	9,000	9,000	9,000
209-420-91501		POSTAGE	441	353	1,000	1,000	1,000	1,000
209-420-91601		PRINTING & PUBLICATIONS	1,481	838	5,000	5,000	5,000	5,000
209-420-92901		MEMBERSHIP FEES & DUES	3,104	3,343	5,065	5,000	5,000	5,000
209-420-93301		MAINTENANCE AGREEMENTS	15,945	25,366	12,000	12,000	12,000	12,000
209-420-93901		CONTRACTUAL SERVICES	35,563	53,385	55,000	200,000	200,000	200,000
209-420-94101		OFFICE SUPPLIES	526	176	1,500	750	750	750
209-420-94102		FURNITURE & EQUIP < \$10,000	-	536	30,000	30,000	30,000	30,000
209-420-95201		EDUCATION & LIBRARY	646	824	1,412	5,000	5,000	5,000
209-420-95202		CONTINUING EDUCATION	79	1,593	10,000	10,000	10,000	10,000
209-420-95614		PROGRAM RETENTION	-	-	746,635	43,413	43,413	43,413

**LINCOLN COUNTY
FY 2016-17 ANNUAL BUDGET
Fund: 209 - MENTAL HEALTH FUND**

ACCOUNT #	# FTE		2013-2014 Actual	2014-2015 Actual	2015-2016 Budget	2016-2017 Proposed Budget	2016-2017 Approved Budget	2016-2017 Adopted Budget
Department: 420 - CHILD, ADOLESCENT & FAMILY SERVICES								
209-420-95901		OTHER SUPPLIES	1,027	1,757	2,375	1,500	1,500	1,500
209-420-95908		ADMIN COSTS - MS	43,285	89,002	55,115	43,884	43,884	43,884
209-420-95910		ADMIN COSTS - PS	131,134	199,881	158,184	143,544	143,544	143,544
209-420-95939		WRAP AROUND SERVICES	940	2,820	10,000	20,000	20,000	20,000
TOTAL MATERIALS & SERVICES			242,051	404,916	1,131,406	558,591	558,591	558,591
<u>CAPITAL OUTLAY</u>								
209-420-98301		VEHICLE PURCHASE	-	-	-	100,000	100,000	100,000
TOTAL CAPITAL OUTLAY			-	-	-	100,000	100,000	100,000
TOTAL DEPARTMENT EXPENSE			1,168,508	1,345,327	2,514,203	2,201,524	2,201,524	2,201,524

**LINCOLN COUNTY, OREGON
MENTAL HEALTH FUND (209)**

DEPARTMENT: Adult Mental Health Initiative (AMHI); Assertive Community Treatment (ACT) Program (421)

A COMMUNITY SERVICES PROGRAM

OBJECTIVE: To provide recovery-based clinical services to adults (age 18 and up) who have been diagnosed with a severe and persistent mental illness in order to increase quality of life and reduce mental health crises (risk of harm to self/others).

WORK PLAN SUMMARY: Provide specific clinical services, often in the adult’s home, including assessment, service planning, case management, skills development, individual, family and group therapy, psychiatric evaluations and medication management. Complete crisis assessments at local hospitals and provide follow-up care, including referral to acute care as needed. Complete commitment investigations and court examinations. Actively support peer supported programming. Provide clinical supervision for therapists, case managers, and peer support specialists. Manage state funding resources to cover the cost of basic needs, including respite housing, medications, skills building, food, and recreation. Complete required state reporting on how funds were allocated and data on individuals served in housing and employment programs.

REVENUE AND EXPENDITURE SUMMARY

	<u>Actual 2013-14</u>	<u>Actual 2014-15</u>	<u>Budget 2015-16</u>	<u>Proposed 2016-17</u>	<u>Approved 2016-17</u>	<u>Adopted 2016-17</u>
Total Revenues				213,000	213,000	213,000
Personal Services				451,023	451,023	451,023
Materials & Services				231,739	231,739	231,739
Total Expenditures	0	0	0	682,762	682,762	682,762
 Full-Time Positions				 5.30	 5.30	 5.30

EFFECTIVENESS INDICATORS: Actual count of persons served and of services provided from County utilization records, Intercommunity Health Network Community Care Organization data, and state data, LCHHS quality management reports, number of hospitalizations at or below the previous year. Some data will be obtained from community partners (community corrections, local hospitals).

INTERRELATIONSHIPS: State Office of Mental Health and Addiction Services, hospitals, Housing Authority, Department of Human Services divisions, local human service and police agencies, NAMI, Community Development Corporation, State Office of Housing and Community Development, and residential treatment providers.

LINCOLN COUNTY
FY 2016-17 ANNUAL BUDGET
Fund: 209 - MENTAL HEALTH FUND

ACCOUNT #	# FTE		2013-2014 Actual	2014-2015 Actual	2015-2016 Budget	2016-2017 Proposed Budget	2016-2017 Approved Budget	2016-2017 Adopted Budget
Department: 421 - AMHI/ACT SERVICES								
<u>REVENUE</u>								
209-421-33142		AMHI/ACT GRANT	-	-	-	180,000	180,000	180,000
209-421-33593		IHN-CCO GRANT	-	-	-	25,000	25,000	25,000
209-421-34515		INSURANCE PAYMENTS	-	-	-	2,000	2,000	2,000
209-421-34518		MEDICARE PAYMENTS	-	-	-	1,000	1,000	1,000
209-421-34534		MEDICAID OPEN CARD	-	-	-	5,000	5,000	5,000
TOTAL REVENUE			-	-	-	213,000	213,000	213,000
<u>PERSONNEL SERVICES</u>								
209-421-90255	1.00	MENTAL HEALTH SPECIALIST	-	-	-	75,576	75,576	75,576
209-421-90259	0.05	DIVISION DIRECTOR	-	-	-	4,894	4,894	4,894
209-421-90355	1.75	CASE MANAGER	-	-	-	81,405	81,405	81,405
209-421-90356	1.75	CLINICAL COUNSELOR	-	-	-	112,054	112,054	112,054
209-421-90365	0.75	CLINICAL COUNSELOR HOUSING	-	-	-	34,888	34,888	34,888
209-421-90403		PEER SUPPORT SPECIALIST	-	-	-	12,312	12,312	12,312
209-421-90801		FICA	-	-	-	2,016	2,016	2,016
209-421-90802		401(k) RETIREMENT	-	-	-	28,986	28,986	28,986
209-421-90804		HEALTH INSURANCE	-	-	-	64,971	64,971	64,971
209-421-90805		DENTAL INSURANCE	-	-	-	6,650	6,650	6,650
209-421-90806		LIFE INSURANCE	-	-	-	417	417	417
209-421-90807		LTD INSURANCE	-	-	-	816	816	816
209-421-90808		WORKERS' COMPENSATION	-	-	-	8,139	8,139	8,139
209-421-90809		UNEMPLOYMENT	-	-	-	2,635	2,635	2,635
209-421-90810		PEHP	-	-	-	189	189	189
209-421-90812		HEALTH SAVINGS ACCOUNT	-	-	-	15,075	15,075	15,075
5.30		TOTAL PERSONNEL SERVICES	-	-	-	451,023	451,023	451,023
<u>MATERIALS & SERVICES</u>								
209-421-91101		TRAVEL EXPENSE	-	-	-	1,500	1,500	1,500
209-421-91201		MEALS & LODGING	-	-	-	2,500	2,500	2,500
209-421-91401		TELEPHONE	-	-	-	5,000	5,000	5,000
209-421-91501		POSTAGE	-	-	-	200	200	200
209-421-91601		PRINTING & PUBLICATIONS	-	-	-	500	500	500
209-421-92801		PROFESSIONAL SERVICES	-	-	-	1,000	1,000	1,000
209-421-92901		MEMBERSHIP FEES & DUES	-	-	-	1,000	1,000	1,000
209-421-93301		MAINTENANCE AGREEMENTS	-	-	-	1,000	1,000	1,000
209-421-93901		CONTRACTUAL SERVICES	-	-	-	25,000	25,000	25,000
209-421-94101		OFFICE SUPPLIES	-	-	-	500	500	500
209-421-94102		FURNITURE & EQUIP <\$10,000	-	-	-	10,000	10,000	10,000
209-421-95101		MED/LAB/XRAY	-	-	-	1,500	1,500	1,500
209-421-95102		MEDICAL SUPPLIES	-	-	-	500	500	500
209-421-95201		EDUCATION & LIBRARY	-	-	-	500	500	500
209-421-95202		CONTINUING EDUCATION	-	-	-	2,000	2,000	2,000
209-421-95901		OTHER SUPPLIES	-	-	-	500	500	500
209-421-95908		ADMIN COSTS - MS	-	-	-	37,428	37,428	37,428
209-421-95910		ADMIN COSTS - PS	-	-	-	66,111	66,111	66,111
209-421-95929		AMHI CLIENT FLEX	-	-	-	50,000	50,000	50,000
209-421-95946		ACT CLIENT FLEX	-	-	-	25,000	25,000	25,000
TOTAL MATERIALS & SERVICES			-	-	-	231,739	231,739	231,739
TOTAL DEPARTMENT EXPENSE			-	-	-	682,762	682,762	682,762

**LINCOLN COUNTY, OREGON
MENTAL HEALTH FUND (209)**

**DEPARTMENT: INTELLECTUAL & DEVELOPMENTAL DISABILITIES CASE
MANAGEMENT (422)**

A COMMUNITY SERVICES PROGRAM

OBJECTIVE: Identify, locate and assist with access to needed services and supports for children and adult residents of Lincoln County diagnosed with developmental disabilities. Assure quality of services provided by the County program as well as contracted service providers and Support Brokerage services.

WORK PLAN SUMMARY: Provide eligibility determination, coordinated case management services, quality assurance, protective services, liaison and monitoring with contracted providers and coordination with Support Brokerage services. Minimize negative impact of budgetary changes to service delivery. Provide clinical supervision for case managers and eligibility specialists.

REVENUE AND EXPENDITURE SUMMARY

	<u>Actual</u> <u>2013-14</u>	<u>Actual</u> <u>2014-15</u>	<u>Budget</u> <u>2015-16</u>	<u>Proposed</u> <u>2016-17</u>	<u>Approved</u> <u>2016-17</u>	<u>Adopted</u> <u>2016-17</u>
Total Revenues	683,416	747,859	1,012,157	1,096,030	1,096,030	1,096,030
Personal Services	611,229	605,435	722,058	777,789	777,789	777,789
Materials & Services	168,512	215,562	290,099	273,241	273,241	273,241
Capital Outlay	0	0	0	45,000	45,000	45,000
Total Expenditures	<u>779,741</u>	<u>820,997</u>	<u>1,012,157</u>	<u>1,096,030</u>	<u>1,096,030</u>	<u>1,096,030</u>
Full-Time Positions	7.25	7.05	8.05	9.20	9.20	9.20

EFFECTIVENESS INDICATORS: Actual count of persons served monthly. Client and provider satisfaction surveys completed annually

INTERRELATIONSHIPS: State Office of Services to Seniors and Persons with Disabilities, subcontracted providers, schools, physicians, Support and Brokerage staff, and other local and state agencies.

LINCOLN COUNTY
FY 2016-17 ANNUAL BUDGET
Fund: 209 - MENTAL HEALTH FUND

ACCOUNT #	# FTE		2013-2014 Actual	2014-2015 Actual	2015-2016 Budget	2016-2017 Proposed Budget	2016-2017 Approved Budget	2016-2017 Adopted Budget
Department: 422 - INTELLECTUAL & DEVEL DISABILITIES PROGRAM								
REVENUE								
209-422-33471		DD55 ABUSE INVESTIGATOR	35,889	47,832	43,758	43,758	43,758	43,758
209-422-33479		SE 48 DD CASE MGMT	467,968	533,803	631,202	631,202	631,202	631,202
209-422-33481		SE150 FAMILY SUPPORT SVC	15,846	11,606	19,124	19,124	19,124	19,124
209-422-33482		DD 151 SERVICE	4,800	11,005	-	8,676	8,676	8,676
209-422-33489		LA 01 LOCAL ADMINISTRATION	103,109	135,684	243,935	243,935	243,935	243,935
209-422-36990		MISCELLANEOUS	55,805	2,237	1,000	1,000	1,000	1,000
209-422-40000		BEGINNING BALANCE	-	5,691	73,138	148,335	148,335	148,335
TOTAL REVENUE			683,416	747,859	1,012,157	1,096,030	1,096,030	1,096,030
PERSONNEL SERVICES								
209-422-90259	0.20	DIVISION DIRECTOR	21,334	21,877	4,627	19,575	19,575	19,575
209-422-90261	1.00	PROGRAM MGR-REHAB SERVICES	90,270	92,580	115,261	75,661	75,661	75,661
209-422-90358	6.00	SERVICE COORDINATOR	266,454	271,347	301,128	344,774	344,774	344,774
209-422-90362	2.00	OFFICE ASSISTANT 2	33,768	34,632	42,535	71,532	71,532	71,532
209-422-90420		ON CALL EMPLOYEE	-	61	-	-	-	-
209-422-90801		FICA	30,061	31,873	35,462	39,133	39,133	39,133
209-422-90802		401(K) RETIREMENT	45,240	48,146	50,991	56,270	56,270	56,270
209-422-90804		HEALTH INSURANCE	80,246	62,204	104,150	108,715	108,715	108,715
209-422-90805		DENTAL INSURANCE	9,397	8,979	13,697	14,922	14,922	14,922
209-422-90806		LIFE INSURANCE	386	400	547	662	662	662
209-422-90807		LTD INSURANCE	1,112	1,234	1,072	1,297	1,297	1,297
209-422-90808		WORKER'S COMPENSATION	10,082	10,614	21,138	13,367	13,367	13,367
209-422-90809		UNEMPLOYMENT	4,280	4,378	4,636	5,115	5,115	5,115
209-422-90810		PEHP	225	234	189	216	216	216
209-422-90812		HEALTH SAVINGS ACCOUNT	18,375	16,875	26,625	26,550	26,550	26,550
9.20		TOTAL PERSONNEL SERVICES	611,229	605,435	722,058	777,789	777,789	777,789
MATERIALS & SERVICES								
209-422-91101		TRAVEL EXPENSE	5,485	8,205	5,000	5,000	5,000	5,000
209-422-91102		FLEET SERVICES	-	-	7,500	7,500	7,500	7,500
209-422-91201		MEALS & LODGING	361	1,363	2,000	2,000	2,000	2,000
209-422-91401		TELEPHONE	1,762	5,763	5,000	5,000	5,000	5,000
209-422-91501		POSTAGE	1,310	1,459	1,500	1,500	1,500	1,500
209-422-91601		PRINTING & PUBLICATIONS	41	223	1,000	1,000	1,000	1,000
209-422-92801		PROFESSIONAL SERVICES	5,250	6,093	10,445	10,445	10,445	10,445
209-422-92901		MEMBERSHIP FEES & DUES	260	370	500	500	500	500
209-422-93301		MAINTENANCE AGREEMENTS	388	1,481	1,000	5,000	5,000	5,000
209-422-93901		CONTRACTUAL SERVICES	8,522	31,427	15,000	20,000	20,000	20,000
209-422-94101		OFFICE SUPPLIES	1,250	1,807	1,465	1,465	1,465	1,465
209-422-94102		FURNITURE & EQUIP < \$10,000	14,286	3,030	15,000	5,000	5,000	5,000
209-422-95202		CONTINUING EDUCATION	-	30	2,000	2,000	2,000	2,000
209-422-95614		PROGRAM RETENTION	-	-	79,969	60,735	60,735	60,735
209-422-95901		OTHER SUPPLIES	923	8,869	1,500	1,500	1,500	1,500
209-422-95908		ADMIN COSTS - MS	24,123	31,124	31,549	28,432	28,432	28,432
209-422-95910		ADMIN COSTS - PS	73,083	69,899	90,547	93,000	93,000	93,000
209-422-95934		FAMILY SUPPORT SERVICES	18,659	31,382	19,124	-	-	-
209-422-95945		K PLAN IN-HOME SERVICES	-	778	-	23,164	23,164	23,164
209-422-96601		RENTALS OF SPACE	12,809	12,260	-	-	-	-
TOTAL MATERIALS & SERVICES			168,512	215,562	290,099	273,241	273,241	273,241
CAPITAL OUTLAY								
209-422-98301		MOTOR VEHICLES	-	-	-	45,000	45,000	45,000
TOTAL CAPITAL OUTLAY			-	-	-	45,000	45,000	45,000
TOTAL DEPARTMENT EXPENSE			779,741	820,997	1,012,157	1,096,030	1,096,030	1,096,030

LINCOLN COUNTY, OREGON
MENTAL HEALTH FUND (209)

DEPARTMENT: ADULT MENTAL HEALTH SERVICES (423)

A COMMUNITY SERVICES PROGRAM

OBJECTIVE: To provide recovery-cased clinical services to adults (age 18 and up) who have been diagnosed with a mental illness in order to increase quality of life and reduce mental health crises (risk of harm to self/others).

WORK PLAN SUMMARY: Provide specific clinical services, including assessment, service planning, case management, skills development, individual, family and group therapy, psychiatric evaluations and medication management. Complete crisis assessments at local hospitals on a 24/7 basis. Complete commitment investigations and court examinations. Actively support peer supported programming. Provide clinical supervision for therapists, case managers, and peer support specialists.

REVENUE AND EXPENDITURE SUMMARY

	Actual <u>2013-14</u>	Actual <u>2014-15</u>	Budget <u>2015-16</u>	Proposed <u>2016-17</u>	Approved <u>2016-17</u>	Adopted <u>2016-17</u>
Total Revenues	5,494,755	5,976,093	4,696,565	5,749,896	5,749,896	5,749,896
Personal Services	1,675,851	1,688,675	2,718,368	3,296,184	3,296,184	3,296,184
Materials & Services	798,344	1,308,621	1,910,592	2,060,794	2,060,794	2,060,794
Capital Outlay	46,955	0	0	100,000	100,000	100,000
Transfer to Public Health	0	0	67,605	50,000	50,000	50,000
Transfer to Capital Projects	0	2,000,000	0	0	0	0
Total Expenditures	2,521,150	4,997,296	4,696,565	5,506,978	5,506,978	5,506,978
Full-Time Positions	20.83	30.38	34.08	34.08	34.08	34.08

EFFECTIVENESS INDICATORS: Actual count of persons served and of services provided from County utilization records, IHN/CCO data, and state data, LCHHS quality management reports, number of hospitalizations at or below the previous year.

INTERRELATIONSHIPS: State Office of Mental Health and Addiction Services, hospitals, Housing Authority, Department of Human Services divisions, local human service and police agencies, NAMI, Community Development Corporation, State Office of Housing and Community Development, and residential treatment providers.

LINCOLN COUNTY
FY 2016-17 ANNUAL BUDGET
Fund: 209 - MENTAL HEALTH FUND

ACCOUNT #	# FTE		2013-2014 Actual	2014-2015 Actual	2015-2016 Budget	2016-2017 Proposed Budget	2016-2017 Approved Budget	2016-2017 Adopted Budget
Department: 423 - ADULT MENTAL HEALTH SERVICES								
REVENUE								
209-423-33112		SUPPORTED RENTAL HOUSING	-	7,268	-	91,514	91,514	91,514
209-423-33134		ADULT MENTAL HEALTH INITIATIVE	-	86,106	-	-	-	-
209-423-33142		AMHI/ACT GRANT	-	-	115,000	-	-	-
209-423-33143		RENTAL HOUSING GRANT	-	-	91,514	-	-	-
209-423-33406		ASSERTIVE COMMUNITY TREATMENT - MH	-	156,725	-	-	-	-
209-423-33408		SAMARITAN HEALTH INCENTIVE PAYMENTS	-	3,190	-	-	-	-
209-423-33414		SE 20 ADULT/STATE MH	327,438	492,242	599,586	599,586	599,586	599,586
209-423-33416		SE24 REGIONAL PSYCHIATRIC GRANT	15,162	683	23,216	23,216	23,216	23,216
209-423-33417		SE25 CRISIS GRANT	123,311	6,820	127,273	127,273	127,273	127,273
209-423-33429		SE30 PSRB	16,750	266	21,174	21,174	21,174	21,174
209-423-33487		CRISIS GRANT	-	-	-	375,000	375,000	375,000
209-423-33489		LA 01 LOCAL ADMINISTRATION	44,502	50,878	69,434	69,434	69,434	69,434
209-423-34505		PSRB-STATE GEN FUND-2	-	811	-	-	-	-
209-423-34510		PRIVATE PAY	14,619	10,979	17,000	17,000	17,000	17,000
209-423-34513		REGIONAL HOSPITAL ALTERNATIVE	6,618	1,881	5,375	5,375	5,375	5,375
209-423-34515		INSURANCE PAYMENTS	4,831	16,929	30,000	30,000	30,000	30,000
209-423-34518		MEDICARE PAYMENTS	56,866	48,595	75,000	75,000	75,000	75,000
209-423-34538		MEDICAID OPEN CARD	20,754	91,839	71,285	100,000	100,000	100,000
209-423-34539		ABHA ONE-TIME PAYMENT	1,332,340	98,312	-	-	-	-
209-423-34591		MEDICAID/IHN	2,401,867	2,427,143	2,446,820	3,061,638	3,061,638	3,061,638
209-423-36175		INTEREST	-	11,122	10,000	10,000	10,000	10,000
209-423-36990		MISCELLANEOUS	12,043	13	15,000	15,000	15,000	15,000
209-423-40000		BEGINNING BALANCE	1,117,652	2,464,291	978,888	1,128,686	1,128,686	1,128,686
TOTAL REVENUE			5,494,755	5,976,093	4,696,565	5,749,896	5,749,896	5,749,896
PERSONNEL SERVICES								
209-423-90214	0.50	PSYCHIATRIST	118,899	17,291	60,846	128,960	128,960	128,960
209-423-90255	1.15	MENTAL HEALTH SPECIALIST	72,456	64,116	148,956	87,030	87,030	87,030
209-423-90259	0.40	DIVISION DIRECTOR	21,380	21,896	37,013	39,114	39,114	39,114
209-423-90263	0.10	REGISTERED DIETICIAN	893	1,987	5,758	5,860	5,860	5,860
209-423-90272	0.70	EHR SITE SPECIALIST	-	-	35,524	38,174	38,174	38,174
209-423-90352	0.70	BOOKKEEPER/PAYEE	21,659	31,708	26,939	28,599	28,599	28,599
209-423-90355	5.00	CASE MANAGER	135,888	123,166	163,123	234,395	234,395	234,395
209-423-90356	14.25	CLINICAL COUNSELOR	424,306	524,403	668,950	859,382	859,382	859,382
209-423-90357	1.50	COMMUNITY HEALTH NURSE 2	37,653	56,592	59,292	93,579	93,579	93,579
209-423-90362	4.60	OFFICE ASSISTANT 2	130,883	113,259	155,971	177,403	177,403	177,403
209-423-90364	2.20	PSYCHIATRIC NURSE PRACTITIONER	97,791	102,654	188,859	230,983	230,983	230,983
209-423-90365	1.00	CLINICAL COUNSELOR HOUSING	-	-	-	45,162	45,162	45,162
209-423-90367		VAN DRIVER	31,191	32,064	12,190	-	-	-
209-423-9036K		OFFICE ASSISTANT 2	-	10,397	-	-	-	-
209-423-90401		PART TIME < 1040 HRS/YEAR	8,085	21,772	15,000	45,000	45,000	45,000
209-423-90402		CONTRACT EMPLOYEE	-	-	25,000	-	-	-
209-423-90403	1.98	PEER SUPPORT SPECIALIST	20,408	23,166	50,002	49,750	49,750	49,750
209-423-90501		OVERTIME	58	-	-	-	-	-
209-423-90502		ON CALL CRISIS	33,627	33,843	35,000	35,000	35,000	35,000
209-423-90604		INTERPRETER STIPEND	840	1,365	2,500	2,500	2,500	2,500
209-423-90801		FICA	82,689	90,391	129,356	161,090	161,090	161,090
209-423-90802		401(K) RETIREMENT	123,623	130,045	171,976	219,849	219,849	219,849
209-423-90804		HEALTH INSURANCE	199,551	166,934	461,426	541,677	541,677	541,677
209-423-90805		DENTAL INSURANCE	25,715	26,534	62,030	74,028	74,028	74,028
209-423-90806		LIFE INSURANCE	1,043	1,178	2,078	2,454	2,454	2,454
209-423-90807		LTD INSURANCE	3,009	3,613	4,069	4,805	4,805	4,805
209-423-90808		WORKER'S COMPENSATION	29,597	32,325	77,106	57,247	57,247	57,247
209-423-90809		UNEMPLOYMENT	11,886	11,194	16,909	21,058	21,058	21,058
209-423-90810		PEHP	364	230	630	495	495	495
209-423-90812		HEALTH SAVINGS ACCOUNT	42,355	46,551	101,865	112,590	112,590	112,590
34.08		TOTAL PERSONNEL SERVICES	1,675,851	1,688,675	2,718,368	3,296,184	3,296,184	3,296,184
MATERIALS & SERVICES								
209-423-91101		TRAVEL EXPENSE	12,843	18,127	25,000	25,000	25,000	25,000
209-423-91102		FLEET SERVICES	43,618	43,342	60,000	60,000	60,000	60,000
209-423-91201		MEALS & LODGING	2,776	10,815	20,000	20,000	20,000	20,000
209-423-91401		TELEPHONE	16,370	29,239	40,000	40,000	40,000	40,000
209-423-91501		POSTAGE	312	554	1,500	1,500	1,500	1,500
209-423-91601		PRINTING & PUBLICATIONS	4,032	3,496	7,500	7,500	7,500	7,500
209-423-92001		UTILITIES	4,681	16,767	14,600	14,600	14,600	14,600

LINCOLN COUNTY
FY 2016-17 ANNUAL BUDGET
Fund: 209 - MENTAL HEALTH FUND

ACCOUNT #	# FTE		2013-2014	2014-2015	2015-2016	2016-2017	2016-2017	2016-2017
			Actual	Actual	Budget	Proposed Budget	Approved Budget	Adopted Budget
Department: 423 - ADULT MENTAL HEALTH SERVICES								
209-423-92801		PROFESSIONAL SERVICES	22,243	8,028	15,000	15,000	15,000	15,000
209-423-92901		MEMBERSHIP FEES & DUES	5,070	6,911	15,000	15,000	15,000	15,000
209-423-93301		MAINTENANCE AGREEMENTS	34,770	138,806	21,132	70,000	70,000	70,000
209-423-93901		CONTRACTUAL SERVICES	128,809	457,306	280,000	1,020,000	1,020,000	1,020,000
209-423-94101		OFFICE SUPPLIES	3,171	2,206	5,000	5,000	5,000	5,000
209-423-94102		FURNITURE & EQUIP < \$10,000	12,516	8,450	150,000	20,000	20,000	20,000
209-423-94601		FOOD & CLOTHING	8,232	-	-	-	-	-
209-423-95101		MED/LAB/XRAY	-	-	500	500	500	500
209-423-95102		MEDICAL SUPPLIES	141	218	1,000	1,000	1,000	1,000
209-423-95202		CONTINUING EDUCATION	1,870	3,770	20,000	20,000	20,000	20,000
209-423-95614		PROGRAM RETENTION	-	-	507,016	-	-	-
209-423-95901		OTHER SUPPLIES	2,395	951	5,000	5,000	5,000	5,000
209-423-95905		CLIENT SERVICES	7,452	47,638	30,000	50,000	50,000	50,000
209-423-95908		ADMIN COSTS - MS	82,567	121,981	106,087	109,184	109,184	109,184
209-423-95909		HOUSING ASSISTANCE	-	-	-	58,782	58,782	58,782
209-423-95910		ADMIN COSTS - PS	250,140	273,943	304,476	357,142	357,142	357,142
209-423-95925		PROGRAM DEVELOPMENT	41,472	500	-	17,605	17,605	17,605
209-423-95929		AMHI CLIENT FLEX	-	-	50,000	-	-	-
209-423-95943		INVESTIGATIONS	-	-	20,000	10,000	10,000	10,000
209-423-95946		ACT CLIENT FLEX	-	-	20,000	-	-	-
209-423-95947		RENTAL HOUSING FLEX	-	-	70,400	-	-	-
209-423-96301		PROPERTY/LIABILITY INSURANCE	-	-	3,400	-	-	-
209-423-96302		VEHICLE INSURANCE	793	-	-	-	-	-
209-423-96601		RENTALS OF SPACE	112,070	115,574	117,981	117,981	117,981	117,981
TOTAL MATERIALS & SERVICES			798,344	1,308,621	1,910,592	2,060,794	2,060,794	2,060,794
<u>CAPITAL OUTLAY</u>								
209-423-98301		MOTOR VEHICLES	46,955	-	-	100,000	100,000	100,000
TOTAL CAPITAL OUTLAY			46,955	-	-	100,000	100,000	100,000
<u>TRANSFERS</u>								
209-423-99201		TRANSFER TO CAPITAL PROJECTS FUND	-	2,000,000	-	-	-	-
209-423-99101		TRANSFER TO PUBLIC HEALTH FUND	-	-	67,605	50,000	50,000	50,000
TOTAL TRANSFERS			-	2,000,000	67,605	50,000	50,000	50,000
TOTAL DEPARTMENT EXPENSE			2,521,149	4,997,295	4,696,565	5,506,978	5,506,978	5,506,978

**LINCOLN COUNTY, OREGON
MENTAL HEALTH FUND (209)**

DEPARTMENT: CO-OCCURRING DISORDERS/DUAL DIAGNOSIS SERVICES (427)

A COMMUNITY SERVICES PROGRAM

OBJECTIVE: To provide recovery-based clinical services to adolescents and adults identified with a substance use disorder; and their family members/caretaker, in order to increase quality of life, improve physical and mental health, and support attainment of individual life goals.

WORK PLAN SUMMARY: Provide specific outpatient alcohol and substance abuse treatment and prevention services to individuals (ages 10 to adult); family members and caretakers. Outpatient treatment services include assessment, service planning, individual, family and group therapy, referral to psychiatric evaluation and medication management, and case management. Provide clinical supervision of therapists.

REVENUE AND EXPENDITURE SUMMARY

	Actual <u>2013-14</u>	Actual <u>2014-15</u>	Budget <u>2015-16</u>	Proposed <u>2016-17</u>	Approved <u>2016-17</u>	Adopted <u>2016-17</u>
Total Revenues	436,381	591,317	728,818	1,087,049	1,087,049	1,132,049
Personal Services	351,858	376,912	532,984	666,208	666,208	711,208
Materials & Services	132,524	161,603	143,077	196,480	196,480	196,480
Total Expenditures	484,382	538,515	676,061	862,688	862,688	907,688
 Full-Time Positions	 4.20	 5.70	 7.70	 7.70	 7.70	 7.70

EFFECTIVENESS INDICATORS: Actual count of persons served and of services provided from county records and state Client Processing Systems (CPMS) reports, LCHHS internal utilization management reports, and quality management reports.

INTERRELATIONSHIPS: Parents, schools, courts, physicians, hospitals, law enforcement agencies and other agencies which may be a source of referrals or require the services of program staff or may provide services to persons referred for specialized treatment.

LINCOLN COUNTY
FY 2016-17 ANNUAL BUDGET
Fund: 209 - MENTAL HEALTH FUND

ACCOUNT #	# FTE		2013-2014	2014-2015	2015-2016	2016-2017	2016-2017	2016-2017
			Actual	Actual	Budget	Proposed Budget	Approved Budget	Adopted Budget
Department: 427 - CO-OCCURRING DISORDERS/DUAL DIAGNOSIS SERVICES								
<u>REVENUE</u>								
209-427-33153		CRIMINAL FINES & ASSESSMENTS	1,287	4,469	20,638	1,500	1,500	1,500
209-427-33446		LOCAL LIQUOR TAX	37,506	44,912	39,638	44,000	44,000	44,000
209-427-33459		CONTINUUM OF CARE (66)	285,029	236,948	239,540	399,013	399,013	399,013
209-427-33181		SE 63 PEER SUPPORT	-	-	-	34,623	34,623	34,623
209-427-34515		INSURANCE PAYMENTS	1,087	22,033	35,000	35,000	35,000	35,000
209-427-34518		MEDICARE PAYMENTS	2,820	1,783	-	2,000	2,000	2,000
209-427-34534		MEDICAID OPEN CARD	71,242	144,335	325,000	90,000	90,000	100,000
209-427-34593		MEDICAID WRAP AROUND	-	-	-	116,000	116,000	151,000
209-427-34591		MEDICAID/IHN	-	-	-	242,485	242,485	242,485
209-427-34535		FEES/PRIVATE PAY	4,142	2,201	15,000	15,000	15,000	15,000
209-427-36990		MISCELLANEOUS	-	65	1,200	1,200	1,200	1,200
209-427-40000		BEGINNING BALANCE	33,269	134,571	52,802	106,228	106,228	106,228
TOTAL REVENUE			436,381	591,317	728,818	1,087,049	1,087,049	1,132,049
<u>PERSONNEL SERVICES</u>								
209-427-90255	0.65	MENTAL HEALTH SPECIALIST	-	-	40,367	50,252	50,252	50,252
209-427-90259	0.20	DIVISION DIRECTOR	17,067	17,502	18,506	19,575	19,575	19,575
209-427-90270		ADULT SERVICES COORDINATOR	62,508	48,264	-	-	-	-
209-427-90272	0.10	EHR SITE SPECIALIST	-	-	5,075	5,453	5,453	5,453
209-427-90352	0.15	BOOKKEEPER/PAYEE	4,640	6,795	5,876	6,128	6,128	6,128
209-427-90353	1.00	CARE COORDINATOR	-	-	-	5,238	5,238	50,238
209-427-90356	3.25	CLINICAL COUNSELOR	155,854	190,691	251,873	294,082	294,082	294,082
209-427-90362	0.85	OFFICE ASSISTANT 2	-	-	19,065	31,142	31,142	31,142
209-427-90403	1.50	PEER SUPPORT SPECIALIST	-	-	-	38,376	38,376	38,376
209-427-90801		FICA	18,059	20,208	26,069	31,508	31,508	31,508
209-427-90802		401(K) RETIREMENT	26,628	29,878	37,484	45,306	45,306	45,306
209-427-90804		HEALTH INSURANCE	43,108	36,218	75,661	89,304	89,304	89,304
209-427-90805		DENTAL INSURANCE	5,017	5,064	11,275	10,738	10,738	10,738
209-427-90806		LIFE INSURANCE	195	229	400	554	554	554
209-427-90807		LTD INSURANCE	561	703	783	1,086	1,086	1,086
209-427-90808		WORKER'S COMPENSATION	5,870	6,733	15,539	12,626	12,626	12,626
209-427-90809		UNEMPLOYMENT	2,530	2,716	3,408	4,119	4,119	4,119
209-427-90810		PEHP	192	167	153	171	171	171
209-427-90812		HEALTH SAVINGS ACCOUNT	9,629	11,744	21,450	20,550	20,550	20,550
7.70		TOTAL PERSONNEL SERVICES	351,858	376,912	532,984	666,208	666,208	711,208
<u>MATERIALS & SERVICES</u>								
209-427-91101		TRAVEL EXPENSE	239	2,307	2,000	4,000	4,000	4,000
209-427-91201		MEALS & LODGING	1,315	877	1,000	1,750	1,750	1,750
209-427-91401		TELEPHONE	2,705	4,780	4,548	4,548	4,548	4,548
209-427-91501		POSTAGE	49	22	150	150	150	150
209-427-91601		PRINTING & PUBLICATIONS	91	303	550	550	550	550
209-427-92901		MEMBERSHIP FEES & DUES	437	2,650	3,000	3,000	3,000	3,000
209-427-93301		MAINTENANCE AGREEMENTS	9,343	-	1,000	1,000	1,000	1,000
209-427-93901		CONTRACTUAL SERVICES	5,677	20,933	30,000	25,000	25,000	25,000
209-427-94101		OFFICE SUPPLIES	404	1,016	500	1,500	1,500	1,500
209-427-95101		MED/LAB/XRAY	4,034	8,368	7,942	3,500	3,500	3,500
209-427-95102		MEDICAL SUPPLIES	-	-	500	500	500	500
209-427-95201		EDUCATION & LIBRARY	762	1,538	1,500	1,500	1,500	1,500
209-427-95202		CONTINUING EDUCATION	1,470	1,726	1,000	1,000	1,000	1,000
209-427-95901		OTHER SUPPLIES	685	54	4,951	249	249	249
209-427-95908		ADMIN COSTS - MS	18,649	26,268	20,526	25,341	25,341	25,341
209-427-95910		ADMIN COSTS - PS	56,497	58,993	58,910	82,892	82,892	82,892
209-427-95916		CLIENT FLEX	30,168	31,768	5,000	40,000	40,000	40,000
TOTAL MATERIALS & SERVICES			132,524	161,603	143,077	196,480	196,480	196,480
TOTAL DEPARTMENT EXPENSE			484,383	538,515	676,061	862,688	862,688	907,688

**LINCOLN COUNTY, OREGON
MENTAL HEALTH FUND (209)**

DEPARTMENT: MENTAL HEALTH RESIDENTIAL PAYMENTS (428)

A COMMUNITY SERVICES PROGRAM

OBJECTIVE: To administer contract payments with public or private providers of specialized mental health, alcohol and drug treatment, and developmental disability services.

WORK PLAN SUMMARY: Account for State pass-through funds, report to fund source.

REVENUE AND EXPENDITURE SUMMARY

	Actual <u>2013-14</u>	Actual <u>2014-15</u>	Budget <u>2015-16</u>	Proposed <u>2016-17</u>	Approved <u>2016-17</u>	Adopted <u>2016-17</u>
Total Revenues	1,184,921	1,293,880	1,311,292	1,311,292	1,311,292	1,311,292
Materials & Services	1,070,513	425,748	443,161	443,161	443,161	443,161
Reserve for Future Years	0	0	868,131	868,131	868,131	868,131
Total Expenditures	1,070,513	425,748	1,311,292	1,311,292	1,311,292	1,311,292

EFFECTIVENESS INDICATORS: Actual count of persons served from subcontractor records and State Client Process Monitoring System (CPMS) reports.

INTERRELATIONSHIPS: Oregon Mental Health Division, subcontractors.

LINCOLN COUNTY
FY 2016-17 ANNUAL BUDGET
Fund: 209 - MENTAL HEALTH FUND

ACCOUNT #		2013-2014 Actual	2014-2015 Actual	2015-2016 Budget	2016-2017 Proposed Budget	2016-2017 Approved Budget	2016-2017 Adopted Budget
Department: 428 - MENTAL HEALTH RESIDENTIAL PAYMENTS							
<u>REVENUE</u>							
209-428-33405	RENT SUBSIDY	5,749	812	6,566	6,566	6,566	6,566
209-428-33457	COMP IN-HOME SUPPORT	575,206	686,560	-	-	-	-
209-428-33493	OCEANSIDE RENT SUBSIDY/HOUSING	464,970	451,778	436,595	436,595	436,595	436,595
209-428-40001	BEG BALANCE -OCEANSIDE HOUSE	138,996	154,729	868,131	868,131	868,131	868,131
	TOTAL REVENUE	1,184,921	1,293,880	1,311,292	1,311,292	1,311,292	1,311,292
<u>MATERIALS & SERVICES</u>							
209-428-93901	CONTRACTUAL SERVICES	8,298	7,175	6,566	6,566	6,566	6,566
209-428-93902	DD CLIENTS CARE IN HOME	589,654	-	-	-	-	-
209-428-93932	OCEANSIDE HOUSE RENT SUBSIDY	472,561	418,574	436,595	436,595	436,595	436,595
	TOTAL MATERIALS & SERVICES	1,070,513	425,748	443,161	443,161	443,161	443,161
<u>ENDING BALANCE</u>							
209-428-99601	RESERVE FOR FUTURE EXPENSES	-	-	868,131	868,131	868,131	868,131
	TOTAL ENDING BALANCE	-	-	868,131	868,131	868,131	868,131
	TOTAL DEPARTMENT EXPENSE	1,070,513	425,748	1,311,292	1,311,292	1,311,292	1,311,292

LINCOLN COUNTY, OREGON
MENTAL HEALTH FUND (209)
DEPARTMENT: PROBLEM GAMBLING (432)
A COMMUNITY SERVICES PROGRAM

OBJECTIVE: To provide recovery-based outpatient clinical services to adolescents and adults identified as having a diagnosis of Problem Gambling (Pathological Gambling) and family members, caretakers and/or support systems. Focus is on providing a timely response to anyone requesting counseling for themselves or help regarding others.

WORK PLAN SUMMARY: Provide outpatient treatment including immediate screening, assessment, service planning, individual, group and/or family therapy, referral for psychiatric evaluation and medication management, and case management. Actively promote counseling services and how to access community partners. Provide clinical supervision for therapists.

REVENUE AND EXPENDITURE SUMMARY

	Actual <u>2013-14</u>	Actual <u>2014-15</u>	Budget <u>2015-16</u>	Proposed <u>2016-17</u>	Approved <u>2016-17</u>	Adopted <u>2016-17</u>
Total Revenues	70,734	100,562	65,444	51,188	51,188	51,188
Personal Services	61,678	73,351	99,910	102,375	102,375	102,375
Materials & Services	15,613	14,019	18,291	18,338	18,338	18,338
Total Expenditures	77,291	87,370	118,201	120,713	120,713	120,713
Full-Time Positions	0.90	0.90	1.20	1.20	1.20	1.20

EFFECTIVENESS INDICATORS: Actual count of persons services from county information system database and independent firm (Herbert and Lewis) monitoring state reporting.

INTERRELATIONSHIPS: Hospitals, courts, police agencies, casinos, employers, schools, local agencies and other service providers who are sources of referrals or who require the assistance of compulsive gambling counseling specialists.

**LINCOLN COUNTY
FY 2016-17 ANNUAL BUDGET
Fund: 209 - MENTAL HEALTH FUND**

ACCOUNT #	# FTE		2013-2014 Actual	2014-2015 Actual	2015-2016 Budget	2016-2017 Proposed Budget	2016-2017 Approved Budget	2016-2017 Adopted Budget
Department: 432 - PROBLEM GAMBLING SERVICES								
<u>REVENUE</u>								
209-432-33153		SE 81 GAMBLING TREATMENT	69,397	84,318	50,000	50,000	50,000	50,000
209-432-33494		PROBLEM GAMBLING SUPPORT	1,336	8,694	2,251	1,188	1,188	1,188
209-432-40000		BEGINNING BALANCE	-	7,550	13,193	-	-	-
TOTAL REVENUE			70,734	100,562	65,444	51,188	51,188	51,188
<u>PERSONNEL SERVICES</u>								
209-432-90255		MENTAL HEALTH SPECIALIST	-	-	14,679	-	-	-
209-432-90259	0.05	DIVISION DIRECTOR	4,267	4,375	4,627	4,894	4,894	4,894
209-432-90270	0.20	ADULT SERVICES COORDINATOR	-	4,961	-	15,462	15,462	15,462
209-432-90272	0.05	EHR SITE SPECIALIST	-	-	2,537	2,727	2,727	2,727
209-432-90356	0.75	CLINICAL COUNSELOR	37,959	40,347	40,691	42,752	42,752	42,752
209-432-90362	0.15	OFFICE ASSISTANT 2	-	-	5,283	5,553	5,553	5,553
209-432-90801		FICA	3,127	3,882	5,188	5,461	5,461	5,461
209-432-90802		401(K) RETIREMENT	4,634	5,723	7,460	7,853	7,853	7,853
209-432-90804		HEALTH INSURANCE	9,064	8,434	11,323	11,627	11,627	11,627
209-432-90805		DENTAL INSURANCE	980	1,021	518	624	624	624
209-432-90806		LIFE INSURANCE	41	49	86	86	86	86
209-432-90807		LTD INSURANCE	117	150	169	169	169	169
209-432-90808		WORKER'S COMPENSATION	1,043	1,289	3,092	724	724	724
209-432-90809		UNEMPLOYMENT	438	521	678	714	714	714
209-432-90810		PEHP	9	23	54	54	54	54
209-432-90812		HEALTH SAVINGS ACCOUNT	-	2,575	3,525	3,675	3,675	3,675
	1.20	TOTAL PERSONNEL SERVICES	61,678	73,351	99,910	102,375	102,375	102,375
<u>MATERIALS & SERVICES</u>								
209-432-91101		TRAVEL EXPENSE	36	713	500	500	500	500
209-432-91201		MEALS & LODGING	702	249	250	750	750	750
209-432-91601		PRINTING & PUBLICATIONS	27	-	-	-	-	-
209-432-93301		MAINTENANCE AGREEMENTS	2,267	-	500	500	500	500
209-432-94101		OFFICE SUPPLIES	120	10	250	250	250	250
209-432-95202		CONTINUING EDUCATION	50	150	500	500	500	500
209-432-95908		ADMIN COSTS - MS	3,080	3,973	3,801	3,708	3,708	3,708
209-432-95910		ADMIN COSTS - PS	9,330	8,923	12,490	12,130	12,130	12,130
TOTAL MATERIALS & SERVICES			15,613	14,019	18,291	18,338	18,338	18,338
TOTAL DEPARTMENT EXPENSE			77,291	87,369	118,201	120,713	120,713	120,713

CLOSED DEPARTMENTS

**LINCOLN COUNTY
 FY 2016-17 ANNUAL BUDGET
 Fund: 209 - MENTAL HEALTH FUND**

ACCOUNT #		2013-2014 Actual	2014-2015 Actual	2015-2016 Budget	2016-2017 Proposed Budget	2016-2017 Approved Budget	2016-2017 Adopted Budget
Department: 426 - MANAGED CARE (CLOSED)							
<u>REVENUE</u>							
209-426-36175	INTEREST	7,574	-	-	-	-	-
209-426-36990	MISCELLANEOUS	267,351	-	-	-	-	-
	TOTAL REVENUE	274,925	-	-	-	-	-
<u>MATERIALS & SERVICES</u>							
209-426-92901	MEMBERSHIP FEES & DUES	2,175	-	-	-	-	-
209-426-93901	CONTRACTUAL SERVICES	8,776	-	-	-	-	-
209-426-95939	WRAP AROUND SERVICES	311	-	-	-	-	-
	TOTAL MATERIALS & SERVICES	11,261	-	-	-	-	-
	TOTAL DEPARTMENT EXPENSE	11,261	-	-	-	-	-

LINCOLN COUNTY
FY 2016-17 ANNUAL BUDGET
Fund: 216 - COMMUNITY HEALTH CENTERS FUND

		2013-2014	2014-2015	2015-2016	2016-2017	2016-2017	2016-2017
# FTE		Actual	Actual	Budget	Proposed Budget	Approved Budget	Adopted Budget
FUND SUMMARY							
REVENUE							
33XXX	INTERGOVERNMENTAL	1,433,001	2,139,022	2,643,389	2,523,268	2,523,268	2,523,268
34XXX	CHARGES FOR SERVICES	1,039,721	1,526,483	1,807,620	1,840,720	1,840,720	1,840,720
36XXX	MISCELLANEOUS	7,985	8,900	7,348	10,300	10,300	10,300
4000X	BEGINNING BALANCE	674,419	498,258	880,089	1,144,697	1,144,697	1,144,697
	TOTAL REVENUE	3,155,126	4,172,663	5,338,446	5,518,985	5,518,985	5,518,985
EXPENDITURES							
	PERSONNEL SERVICES	1,711,382	1,857,314	2,870,104	3,477,092	3,477,092	3,477,092
	MATERIALS & SERVICES	945,486	1,435,260	2,468,342	2,041,893	2,041,893	2,041,893
	TOTAL EXPENDITURES	2,656,868	3,292,574	5,338,446	5,518,985	5,518,985	5,518,985
	ENDING BALANCE	498,258	880,089	-	-	-	-
EXPENDITURES BY DEPARTMENT							
701	17.30	PRIMARY CARE HEALTH CENTERS	1,372,589	1,904,303	2,881,208	2,998,842	2,998,842
702	4.38	SCHOOL-BASED HEALTH CENTERS	381,051	496,423	777,537	685,912	685,912
704	6.12	REPRODUCTIVE HEALTH GRANT	641,514	654,711	714,036	853,817	853,817
706	7.40	VA COMMUNITY-BASED OUTPATIENT CENTER	261,714	237,137	965,665	980,414	980,414
	35.20	TOTAL EXPENDITURES	2,656,868	3,292,574	5,338,446	5,518,985	5,518,985

LINCOLN COUNTY, OREGON
COMMUNITY HEALTH CENTER FUND (216)

DEPARTMENT: PRIMARY CARE HEALTH CENTERS (701)

A COMMUNITY SERVICES PROGRAM– FEDERALLY QUALIFIED HEALTH CENTER

OBJECTIVE: Increase access to healthcare for citizens in Lincoln County with an emphasis on service to the uninsured and the underinsured. The services provided encompass primary care (preventive, acute and chronic disease management services), family planning, and behavioral health services along with access to affordable pharmacy services for patients of the center. Referrals to specialty services including behavioral health and social services occur as needed. Services are available to all age groups and will address the needs and barriers to health care identified during the Community Health Improvement Process. Provide local access to medical and mental health services for Veterans through a mutually beneficial partnership with the Veteran’s Administration.

WORK PLAN SUMMARY: Maintain current access points for the uninsured and underinsured to access medical and behavioral health services in the cities of Newport and Lincoln City.

REVENUE AND EXPENDITURE SUMMARY

	Actual <u>2013-14</u>	Actual <u>2014-15</u>	Budget <u>2015-16</u>	Proposed <u>2016-17</u>	Approved <u>2016-17</u>	Adopted <u>2016-17</u>
Total Revenues	1,904,373	2,453,038	3,067,524	3,247,756	3,247,756	3,247,756
Personal Services	871,553	1,109,706	1,502,537	1,857,572	1,857,572	1,857,572
Materials and Services	501,036	794,597	1,378,671	1,141,270	1,141,270	1,141,270
Total Expenditures	1,372,589	1,904,303	2,881,208	2,998,842	2,998,842	2,998,842
 Full-Time Positions	 12.12	 15.75	 17.30	 17.30	 17.30	 17.30

EFFECTIVENESS INDICATORS: Number of new clients served, patient satisfaction as measured by bi-annual surveys, and clinical quality as measured by the benchmarks of the Quality Assurance plan and reported annually to the Health Council and the Board of Commissioners.

INTERRELATIONSHIPS: Local hospitals, Community organizations, State Department of Health Services, Federal Department of Public Health (BPH), Federal Health Recovery and Services Administration (HRSA), Veteran’s Administration (VA), local businesses, local physicians, and other community partners.

LINCOLN COUNTY
FY 2016-17 ANNUAL BUDGET
Fund: 216 - COMMUNITY HEALTH CENTERS FUND

ACCOUNT #	# FTE		2013-2014	2014-2015	2015-2016	2016-2017	2016-2017	2016-2017
			Actual	Actual	Budget	Proposed Budget	Approved Budget	Adopted Budget
Department: 701 - PRIMARY CARE HEALTH CENTERS								
REVENUE								
216-701-33407		PRIMARY CARE PATIENT-CENTERED HOME	-	139,526	10,000	10,000	10,000	10,000
216-701-33408		SAMARITAN HEALTH INCENTIVE PAYMENTS	-	52,466	300,000	170,000	170,000	170,000
216-701-33560		FEDERAL QUALIFIED HEALTH CLINIC	675,812	839,662	997,273	1,150,699	1,150,699	1,150,699
216-701-33585		OREGON MOTHERCARE/OHD	4,492	4,138	3,656	3,656	3,656	3,656
216-701-33594		MEANINGFUL USE PAYMENTS	-	-	63,375	63,375	63,375	63,375
216-701-34515		INSURANCE PAYMENTS	58,177	66,725	145,000	145,000	145,000	145,000
216-701-34516		MEDICAID FEES	438,994	356,215	375,000	385,000	385,000	385,000
216-701-34518		MEDICARE PAYMENTS	82,576	41,731	150,000	150,000	150,000	150,000
216-701-34524		MEDICARE COST SETTLEMENT	-	2,853	-	-	-	-
216-701-34535		FEES/PRIVATE PAY	96,364	76,036	100,000	100,000	100,000	100,000
216-701-34592		IHN ENGAGEMENT FEE-MEDICAID	-	-	25,000	-	-	-
216-701-34593		MEDICAID WRAP AROUND	-	490,480	500,000	500,000	500,000	500,000
216-701-36175		INTEREST	2,679	1,772	1,548	3,500	3,500	3,500
216-701-36990		MISCELLANEOUS	636	6,590	5,000	5,000	5,000	5,000
216-701-40000		BEGINNING BALANCE	544,643	374,844	391,672	561,526	561,526	561,526
TOTAL REVENUE			1,904,373	2,453,038	3,067,524	3,247,756	3,247,756	3,247,756
PERSONNEL SERVICES								
216-701-90213	0.30	MEDICAL DIRECTOR	56,410	56,300	33,478	54,000	54,000	54,000
216-701-90232	0.40	NURSE EXECUTIVE	-	-	30,418	31,656	31,656	31,656
216-701-90250	0.55	ADMINISTRATIVE ASSISTANT	23,015	23,576	23,971	25,194	25,194	25,194
216-701-90259	0.50	DIVISION DIRECTOR	41,032	42,105	43,830	47,747	47,747	47,747
216-701-90262	0.80	CLINIC COORDINATOR	37,228	-	62,232	50,630	50,630	50,630
216-701-90235	1.00	PHYSICIAN	-	-	-	138,238	138,238	138,238
216-701-90263	0.10	REGISTERED DIETICIAN	893	1,987	2,914	5,860	5,860	5,860
216-701-90350		BOOKKEEPER I	22,572	23,149	14,690	-	-	-
216-701-90354	4.40	CLINIC ASSISTANT 2	113,386	154,870	171,972	183,104	183,104	183,104
216-701-90357	2.55	COMMUNITY HEALTH NURSE 2	67,824	97,949	174,537	159,491	159,491	159,491
216-701-90359	2.50	FAMILY NURSE PRACTITIONER	84,741	146,183	170,791	238,167	238,167	238,167
216-701-90362	2.20	OFFICE ASSISTANT 2	60,593	94,376	80,496	81,448	81,448	81,448
216-701-90363	1.00	OUTREACH & ENROLLMENT ASSISTANT	27,615	37,392	39,180	40,778	40,778	40,778
216-701-90374	1.00	BEHAVIORAL HEALTH CONSULTANT	-	-	63,185	94,083	94,083	94,083
216-701-90401		PART TIME < 1040 HRS/YEAR	-	23,937	50,000	50,000	50,000	50,000
216-701-90402		CONTRACT EMPLOYEE	78,844	68,175	25,000	50,000	50,000	50,000
216-701-90501		OVERTIME	515	4,476	500	5,000	5,000	5,000
216-701-90604		INTERPRETER STIPEND	1,456	1,680	3,360	3,360	3,360	3,360
216-701-90801		FICA	44,990	59,517	71,952	92,816	92,816	92,816
216-701-90802		401(K) RETIREMENT	58,342	78,025	95,211	122,460	122,460	122,460
216-701-90804		HEALTH INSURANCE	92,814	113,350	210,132	227,179	227,179	227,179
216-701-90805		DENTAL INSURANCE	14,087	19,939	13,747	33,408	33,408	33,408
216-701-90806		LIFE INSURANCE	545	759	1,246	1,246	1,246	1,246
216-701-90807		LTD INSURANCE	1,590	2,389	8,096	8,096	8,096	8,096
216-701-90808		WORKER'S COMPENSATION	15,311	20,104	42,889	26,883	26,883	26,883
216-701-90809		UNEMPLOYMENT	6,287	8,045	9,406	27,451	27,451	27,451
216-701-90810		PEHP	357	298	684	657	657	657
216-701-90812		HEALTH SAVINGS ACCOUNT	21,108	31,125	58,620	58,620	58,620	58,620
17.30		TOTAL PERSONNEL SERVICES	871,553	1,109,706	1,502,537	1,857,572	1,857,572	1,857,572
MATERIALS & SERVICES								
216-701-91101		TRAVEL EXPENSE	5,195	6,204	5,000	15,000	15,000	15,000
216-701-91201		MEALS & LODGING	4,245	9,679	5,000	5,500	5,500	5,500
216-701-91401		TELEPHONE	16,245	32,907	35,100	25,000	25,000	25,000
216-701-91501		POSTAGE	820	1,670	2,340	2,000	2,000	2,000
216-701-91601		PRINTING & PUBLICATIONS	4,250	2,820	7,000	7,000	7,000	7,000
216-701-92001		UTILITIES	7,347	7,538	3,931	5,000	5,000	5,000
216-701-92801		PROFESSIONAL SERVICES	9,917	2,100	7,500	1,000	1,000	1,000
216-701-92901		MEMBERSHIP FEES & DUES	8,432	6,784	3,150	25,000	25,000	25,000
216-701-93301		MAINTENANCE AGREEMENTS	24,789	52,953	55,000	65,000	65,000	65,000
216-701-93901		CONTRACTUAL SERVICES	116,958	259,607	259,000	417,000	417,000	417,000
216-701-94101		OFFICE SUPPLIES	2,904	5,547	3,500	4,500	4,500	4,500
216-701-94102		FURNITURE & EQUIP < \$10,000	3,499	11,797	2,000	15,000	15,000	15,000
216-701-94601		FOOD & CLOTHING	315	113	500	500	500	500
216-701-95101		MED/LAB/XRAY	25,880	15,151	18,000	12,000	12,000	12,000
216-701-95102		MEDICAL SUPPLIES	25,041	21,869	15,500	35,000	35,000	35,000
216-701-93906		MARKETING	-	-	-	10,000	10,000	10,000
216-701-95105		PHARMACY	-	4,859	630	-	-	-
216-701-95201		EDUCATION & LIBRARY	278	-	945	945	945	945
216-701-95202		CONTINUING EDUCATION	5,197	6,782	10,000	10,000	10,000	10,000

LINCOLN COUNTY
FY 2016-17 ANNUAL BUDGET
Fund: 216 - COMMUNITY HEALTH CENTERS FUND

ACCOUNT #	# FTE		2013-2014	2014-2015	2015-2016	2016-2017	2016-2017	2016-2017
			Actual	Actual	Budget	Proposed Budget	Approved Budget	Adopted Budget
Department: 701 - PRIMARY CARE HEALTH CENTERS								
216-701-95901		OTHER SUPPLIES	1,779	3,121	1,981	1,981	1,981	1,981
216-701-95905		CLIENT SERVICES	-	36	3,000	3,500	3,500	3,500
216-701-95907		DENTAL SERVICES	477	1,725	15,000	15,000	15,000	15,000
216-701-95908		ADMIN COSTS - MS	40,332	52,144	62,540	54,051	54,051	54,051
216-701-95910		ADMIN COSTS - PS	152,304	246,746	246,802	287,293	287,293	287,293
216-701-95925		PROGRAM DEVELOPMENT	-	-	532,800	44,000	44,000	44,000
216-701-96301		PROPERTY/LIABILITY INSURANCE	-	-	2,452	-	-	-
216-701-96601		RENTALS OF SPACE	44,830	42,445	80,000	80,000	80,000	80,000
		TOTAL MATERIALS & SERVICES	501,036	794,597	1,378,671	1,141,270	1,141,270	1,141,270
		TOTAL DEPARTMENT EXPENSE	1,372,589	1,904,303	2,881,208	2,998,842	2,998,842	2,998,842

LINCOLN COUNTY, OREGON
COMMUNITY HEALTH CENTER FUND (216)

DEPARTMENT: SCHOOL BASED HEALTH CENTERS (702)

A COMMUNITY SERVICES PROGRAM– FEDERALLY QUALIFIED HEALTH CENTER

OBJECTIVE: Increase access to healthcare for students in Lincoln County including medical services, dental care, behavioral health services and social services information and referral in order to improve educational outcomes. Improve overall health of adolescents of Lincoln County by providing acute medical care, educating students about healthy living strategies, addressing and reducing adolescent substance (drugs, alcohol, tobacco) abuse; teen pregnancy and sexually transmitted disease; depression, suicide, and suicide attempts in this age group.

WORK PLAN SUMMARY: Provide on-site medical and behavioral health services, and access to dental services for students at four Lincoln County School Based Health Centers currently located at Newport High School, Taft High School, Toledo High School and Waldport Middle School.

REVENUE AND EXPENDITURE SUMMARY

	Actual	Actual	Budget	Proposed	Approved	Adopted
	<u>2013-14</u>	<u>2014-15</u>	<u>2015-16</u>	<u>2016-17</u>	<u>2016-17</u>	<u>2016-17</u>
Total Revenues	609,665	799,701	863,088	847,646	847,646	847,646
Personal Services	260,468	252,964	450,187	425,537	425,537	425,537
Materials and Services	120,583	243,460	327,350	260,375	260,375	260,375
Total Expenditures	381,051	496,424	777,537	685,912	685,912	685,912
Full-Time Positions	4.26	4.33	4.76	4.38	4.38	4.38

EFFECTIVENESS INDICATORS: Students served, services provided, student satisfaction as measured by annual surveys, clinical quality as measured by the Quality Assurance Plan, number of low-income at-risk students served as measured by bi-annual state-sponsored surveys.

INTERRELATIONSHIPS: Lincoln County School District, State DHS, local private physicians, local hospitals, social service agencies, local business, Siletz and Grande Ronde Tribes, local service groups and other grant funding agencies or bodies.

LINCOLN COUNTY
FY 2016-17 ANNUAL BUDGET
Fund: 216 - COMMUNITY HEALTH CENTERS FUND

ACCOUNT #	# FTE		2013-2014 Actual	2014-2015 Actual	2015-2016 Budget	2016-2017 Proposed Budget	2016-2017 Approved Budget	2016-2017 Adopted Budget
Department: 702 - SCHOOL-BASED HEALTH CENTERS								
REVENUE								
216-702-33113		HEALTH SERVICE ADVOCATES-SBHC	-	99,000	-	-	-	-
216-702-33412		SCHOOL INTEGRATION/LCSD	15,258	17,876	20,000	-	-	-
216-702-33560		FEDERAL QUALIFIED HEALTH CLINIC	170,196	236,828	281,282	127,856	127,856	127,856
216-702-33590		SCHOOL BASED CLINICS/OHD	212,000	212,543	220,956	220,956	220,956	220,956
216-702-34515		INSURANCE PAYMENTS	12,085	13,525	15,000	15,000	15,000	15,000
216-702-34516		MEDICAID FEES	69,260	55,618	75,000	50,000	50,000	50,000
216-702-34535		FEES/PRIVATE PAY	790	581	2,000	100	100	100
216-702-34593		MEDICAID WRAP AROUND	-	63,791	25,000	100,000	100,000	100,000
216-702-36135		DONATIONS	-	-	300	300	300	300
216-702-36990		MISCELLANEOUS	300	300	500	500	500	500
216-702-40000		BEGINNING BALANCE	129,776	99,641	223,050	332,934	332,934	332,934
TOTAL REVENUE			609,665	799,701	863,088	847,646	847,646	847,646
PERSONNEL SERVICES								
216-702-90213	0.13	MEDICAL DIRECTOR	22,558	22,516	14,507	20,000	20,000	20,000
216-702-90232	0.20	NURSE EXECUTIVE	-	-	15,209	15,828	15,828	15,828
216-702-90250	0.20	ADMINISTRATIVE ASSISTANT	8,353	8,567	8,717	9,162	9,162	9,162
216-702-90259	0.15	DIVISION DIRECTOR	10,663	10,936	13,149	14,324	14,324	14,324
216-702-90262	0.80	CLINIC COORDINATOR	-	-	62,232	56,882	56,882	56,882
216-702-90263	0.10	REGISTERED DIETICIAN	893	1,988	2,914	5,860	5,860	5,860
216-702-90354	2.05	CLINIC ASSISTANT 2	64,293	79,661	79,354	89,169	89,169	89,169
216-702-90357	0.25	COMMUNITY HEALTH NURSE 2	35,285	39,264	21,699	15,353	15,353	15,353
216-702-90359	0.50	FAMILY NURSE PRACTITIONER	29,453	873	74,116	48,692	48,692	48,692
216-702-90402		CONTRACT EMPLOYEE	4,788	2,646	5,000	5,000	5,000	5,000
216-702-90501		OVERTIME	47	133	500	500	500	500
216-702-90604		INTREPRETER STIPEND	-	-	840	840	840	840
216-702-90801		FICA	12,540	12,494	22,815	20,916	20,916	20,916
216-702-90802		401(K) RETIREMENT	18,833	18,876	32,256	29,525	29,525	29,525
216-702-90804		HEALTH INSURANCE	32,641	34,185	60,006	62,940	62,940	62,940
216-702-90805		DENTAL INSURANCE	4,700	5,089	7,007	7,079	7,079	7,079
216-702-90806		LIFE INSURANCE	183	192	344	315	315	315
216-702-90807		LTD INSURANCE	534	591	2,237	2,050	2,050	2,050
216-702-90808		WORKER'S COMPENSATION	4,374	4,285	13,600	7,188	7,188	7,188
216-702-90809		UNEMPLOYMENT	1,820	1,745	2,982	2,734	2,734	2,734
216-702-90810		PEHP	98	107	311	788	788	788
216-702-90812		HEALTH SAVINGS ACCOUNT	8,411	8,813	10,392	10,392	10,392	10,392
4.38		TOTAL PERSONNEL SERVICES	260,468	252,964	450,187	425,537	425,537	425,537
MATERIALS & SERVICES								
216-702-91101		TRAVEL EXPENSE	1,196	378	2,000	2,000	2,000	2,000
216-702-91201		MEALS & LODGING	170	1,716	1,000	1,000	1,000	1,000
216-702-91401		TELEPHONE	18,907	15,960	1,323	20,000	20,000	20,000
216-702-91501		POSTAGE	3	35	158	150	150	150
216-702-91601		PRINTING & PUBLICATIONS	2,235	971	2,000	2,000	2,000	2,000
216-702-92801		PROFESSIONAL SERVICES	-	-	500	500	500	500
216-702-92901		MEMBERSHIP FEES & DUES	2,899	2,797	3,150	3,150	3,150	3,150
216-702-93301		MAINTENANCE AGREEMENTS	6,573	16,835	17,500	24,000	24,000	24,000
216-702-93901		CONTRACTUAL SERVICES	8,979	94,338	89,610	10,000	10,000	10,000
216-702-94101		OFFICE SUPPLIES	1,810	1,674	2,000	2,500	2,500	2,500
216-702-94102		FURNITURE & EQUIP < \$10,000	214	3,296	1,500	4,000	4,000	4,000
216-702-94601		FOOD & CLOTHING	442	381	500	500	500	500
216-702-95101		MED/LAB/XRAY	859	3,092	500	4,000	4,000	4,000
216-702-95102		MEDICAL SUPPLIES	4,153	7,021	5,000	10,000	10,000	10,000
216-702-95105		PHARMACY	-	424	200	-	-	-
216-702-95201		EDUCATION & LIBRARY	25	-	500	500	500	500
216-702-95202		CONTINUING EDUCATION	991	963	1,575	1,575	1,575	1,575
216-702-95901		OTHER SUPPLIES	1,889	1,024	1,290	1,290	1,290	1,290
216-702-95905		CLIENT SERVICES	15	33	2,500	2,500	2,500	2,500
216-702-95907		DENTAL SERVICES	-	-	5,000	5,000	5,000	5,000
216-702-95908		ADMIN COSTS - MS	14,493	16,142	18,819	11,825	11,825	11,825
216-702-95910		ADMIN COSTS - PS	54,730	76,383	74,264	62,851	62,851	62,851
216-702-95925		PROGRAM DEVELOPMENT	-	-	96,461	91,034	91,034	91,034
TOTAL MATERIALS & SERVICES			120,583	243,460	327,350	260,375	260,375	260,375
TOTAL DEPARTMENT EXPENSE			381,051	496,423	777,537	685,912	685,912	685,912

LINCOLN COUNTY, OREGON
COMMUNITY HEALTH CENTER FUND (216)

DEPARTMENT: REPRODUCTIVE HEALTH GRANT (704)

A COMMUNITY SERVICES PROGRAM– FEDERALLY QUALIFIED HEALTH CENTER

OBJECTIVE: To increase access to family planning services for citizens in Lincoln County with an emphasis on service to the uninsured and the underinsured.

WORK PLAN SUMMARY: Provide sound administrative, clinical, financial (grant administration and reporting), billing and other support services necessary to insure quality clinical patient care and sound business operations of multi-site integrated primary care services. Services will encompass school based health centers, primary care clinics, and maternity case management.

REVENUE AND EXPENDITURE SUMMARY

	Actual <u>2013-14</u>	Actual <u>2014-15</u>	Budget <u>2015-16</u>	Proposed <u>2016-17</u>	Approved <u>2016-17</u>	Adopted <u>2016-17</u>
Total Revenues	327,008	417,419	442,169	443,169	443,169	443,169
Personal Services	378,375	333,612	442,174	540,152	540,152	540,152
Materials and Services	263,139	321,099	271,862	313,665	313,665	313,665
Total Expenditures	641,514	654,711	714,036	853,817	853,817	853,817
Full-Time Positions	6.02	4.90	4.90	6.12	6.12	6.12

EFFECTIVENESS INDICATORS: Actual patients served, patient satisfaction surveys, numbers of low-income patients served.

INTERRELATIONSHIPS: Local hospitals, Community organizations, State Department of Health Services, Federal Department of Public Health (BPH), Federal Health Recovery and Services Administration (HRSA), local businesses, local physicians and other community partners, private insurers, and Community Health Center Health Council. Strong interrelationship with Public Health functions, including Behavioral Health, and other County Departments.

LINCOLN COUNTY
FY 2016-17 ANNUAL BUDGET
Fund: 216 - COMMUNITY HEALTH CENTERS FUND

ACCOUNT #	# FTE		2013-2014	2014-2015	2015-2016	2016-2017	2016-2017	2016-2017
			Actual	Actual	Budget	Proposed Budget	Approved Budget	Adopted Budget
Department: 704 - REPRODUCTIVE HEALTH GRANT								
<u>REVENUE</u>								
216-704-33540		FAMILY PLANNING - PC	38,283	54,175	44,221	44,221	44,221	44,221
216-704-33541		FAMILY PLANNING - SBHC	2,881	4,078	2,328	2,328	2,328	2,328
216-704-34519		FP CCARE - PC	93,989	47,710	50,000	50,000	50,000	50,000
216-704-34520		FP INSURANCE	23,700	38,905	53,000	53,000	53,000	53,000
216-704-34521		FP PRIVATE PAY	8,394	5,582	12,500	12,500	12,500	12,500
216-704-34526		FP MEDICAID - PC	115,897	91,247	100,000	100,000	100,000	100,000
216-704-34528		FP MEDICAID - SBHC	25,188	37,061	40,000	40,000	40,000	40,000
216-704-34529		FP CCARE - SBHC	13,008	16,533	15,000	15,000	15,000	15,000
216-704-34530		FP INSURANCE - SBHC	1,297	4,656	5,000	5,000	5,000	5,000
216-704-34531		FP PRIVATE PAY - SBHC	-	-	120	120	120	120
216-704-34593		MEDICAID WRAP AROUND	-	117,235	120,000	120,000	120,000	120,000
216-704-36135		DONATIONS	-	174	-	-	-	-
216-704-36990		MISCELLANEOUS	4,370	64	-	1,000	1,000	1,000
TOTAL REVENUE			327,008	417,419	442,169	443,169	443,169	443,169
<u>PERSONNEL SERVICES</u>								
216-704-90213	0.17	MEDICAL DIRECTOR	33,838	33,775	18,971	30,000	30,000	30,000
216-704-90232	0.20	NURSE EXECUTIVE	-	-	15,209	15,828	15,828	15,828
216-704-90250	0.25	ADMINISTRATIVE ASSISTANT	10,441	10,709	10,896	11,452	11,452	11,452
216-704-90259	0.15	DIVISION DIRECTOR	22,147	22,715	13,149	14,324	14,324	14,324
216-704-90262	0.40	CLINIC COORDINATOR	14,253	-	12,446	29,195	29,195	29,195
216-704-90350		BOOKKEEPER I	13,248	13,583	5,509	-	-	-
216-704-90354	2.15	CLINIC ASSISTANT 2	62,301	63,817	80,250	88,796	88,796	88,796
216-704-90357	1.00	COMMUNITY HEALTH NURSE 2	45,791	52,034	54,813	62,583	62,583	62,583
216-704-90359	1.00	FAMILY NURSE PRACTITIONER	51,977	32,975	70,373	95,620	95,620	95,620
216-704-90362	0.80	OFFICE ASSISTANT 2	4,802	2,471	10,464	29,578	29,578	29,578
216-704-90402		CONTRACT EMPLOYEE	4,659	-	7,500	7,500	7,500	7,500
216-704-90501		OVERTIME	93	412	500	2,500	2,500	2,500
216-704-90604		INTERPRETER STIPEND	12	-	840	840	840	840
216-704-90801		FICA	19,130	17,734	22,751	29,240	29,240	29,240
216-704-90802		401(K) RETIREMENT	28,490	26,776	31,889	41,220	41,220	41,220
216-704-90804		HEALTH INSURANCE	41,474	32,617	48,845	52,091	52,091	52,091
216-704-90805		DENTAL INSURANCE	6,327	6,571	5,288	5,337	5,337	5,337
216-704-90806		LIFE INSURANCE	240	235	349	412	412	412
216-704-90807		LTD INSURANCE	704	736	2,270	2,677	2,677	2,677
216-704-90808		WORKER'S COMPENSATION	6,527	5,955	13,561	3,816	3,816	3,816
216-704-90809		UNEMPLOYMENT	2,726	2,433	2,974	3,816	3,816	3,816
216-704-90810		PEHP	177	153	139	139	139	139
216-704-90812		HEALTH SAVINGS ACCOUNT	9,017	7,912	13,188	13,188	13,188	13,188
6.12		TOTAL PERSONNEL SERVICES	378,375	333,612	442,174	540,152	540,152	540,152
<u>MATERIALS & SERVICES</u>								
216-704-91101		TRAVEL EXPENSE	183	351	1,000	1,000	1,000	1,000
216-704-91201		MEALS & LODGING	1,390	284	750	750	750	750
216-704-91401		TELEPHONE	2,922	8,825	5,000	7,500	7,500	7,500
216-704-91501		POSTAGE	6	30	500	500	500	500
216-704-91601		PRINTING & PUBLICATIONS	2,705	1,095	2,500	2,500	2,500	2,500
216-704-92001		UTILITIES	1,667	1,701	2,500	2,500	2,500	2,500
216-704-92801		PROFESSIONAL SERVICES	6,120	506	1,000	1,000	1,000	1,000
216-704-92901		MEMBERSHIP FEES & DUES	-	241	500	500	500	500
216-704-93301		MAINTENANCE AGREEMENTS	9,489	19,990	20,000	25,000	25,000	25,000
216-704-93901		CONTRACTUAL SERVICES	1,386	7,661	2,000	15,000	15,000	15,000
216-704-94101		OFFICE SUPPLIES	215	153	1,000	1,000	1,000	1,000
216-704-94102		FURNITURE & EQUIP < \$10,000	-	-	500	500	500	500
216-704-95101		MED/LAB/XRAY	15,199	8,898	9,000	7,000	7,000	7,000
216-704-95102		MEDICAL SUPPLIES	5,336	-	5,000	20,000	20,000	20,000
216-704-95107		FAMILY PLANNING SUPPLIES	75,088	88,550	90,000	70,000	70,000	70,000
216-704-95201		EDUCATION & LIBRARY	25	-	400	400	400	400
216-704-95202		CONTINUING EDUCATION	1,791	-	1,000	3,000	3,000	3,000
216-704-95901		OTHER SUPPLIES	1,569	-	4,720	1,000	1,000	1,000
216-704-95908		ADMIN COSTS - MS	21,515	26,072	18,063	18,133	18,133	18,133
216-704-95910		ADMIN COSTS - PS	81,246	123,373	71,282	96,382	96,382	96,382
216-704-96301		PROPERTY/LIABILITY INSURANCE	-	-	1,847	-	-	-
216-704-96601		RENTALS OF SPACE	35,288	33,370	33,300	40,000	40,000	40,000
TOTAL MATERIALS & SERVICES			263,139	321,099	271,862	313,665	313,665	313,665
TOTAL DEPARTMENT EXPENSE			641,514	654,711	714,036	853,817	853,817	853,817

LINCOLN COUNTY, OREGON
COMMUNITY HEALTH CENTER FUND (216)

DEPARTMENT: VETERAN'S ADMINISTRATION MEDICAL SERVICES (706)

A COMMUNITY SERVICES PROGRAM- FEDERALLY QUALIFIED HEALTH CENTER

OBJECTIVE: Improved access to primary care and preventive medical care for veterans who reside in Lincoln County. The Portland Veterans Affairs Medical Center contracts with the Lincoln Community Health Center (LCHC) to provide for the continuous delivery and management of primary care services for all assigned, enrolled veterans. This included the space, utilities, and operational services. Care is directed towards health promotion and disease prevention, management of acute and chronic medical conditions, pharmacological management, referral to specialty care, and coordination of services across both the inpatient and outpatient settings.

WORK PLAN SUMMARY: Provide nursing and support staff, medical facilities, and all administrative functions sufficient to ensure continuity of care, access to care and high quality health care for the veteran.

REVENUE AND EXPENDITURE SUMMARY

	Actual <u>2013-14</u>	Actual <u>2014-15</u>	Budget <u>2015-16</u>	Proposed <u>2016-17</u>	Approved <u>2016-17</u>	Adopted <u>2016-17</u>
Total Revenues	314,080	502,504	965,665	980,414	980,414	980,414
Personal Services	200,986	161,032	475,206	653,831	653,831	653,831
Materials and Services	60,728	76,104	490,459	326,583	326,583	326,583
Total Expenditures	261,714	237,136	965,665	980,414	980,414	980,414
 Full-Time Positions	 2.75	 2.70	 7.40	 7.40	 7.40	 7.40

EFFECTIVENESS INDICATORS: Services will be provided in a manner consistent with the Veterans' Affairs, the Joint Commission and/or other regulatory agencies. LCHC agrees to abide by the VA directives regarding the care and treatment of eligible veterans. LCHC utilizes the VA's Electronic Medical Records maintained in the VA's VISTA (CPRS) system to track reminders.

INTERRELATIONSHIPS: According to contract, LCHS encourages veterans to receive all of their care through the Portland VA Medical Center and/or VA Outreach Clinics.

LINCOLN COUNTY
FY 2016-17 ANNUAL BUDGET
Fund: 216 - COMMUNITY HEALTH CENTERS FUND

ACCOUNT #	# FTE		2013-2014	2014-2015	2015-2016	2016-2017	2016-2017	2016-2017
			Actual	Actual	Budget	Proposed Budget	Approved Budget	Adopted Budget
Department: 706 - VA COMMUNITY-BASED OUTPATIENT CENTER								
<u>REVENUE</u>								
216-706-33591		VA CONTRACT	314,080	478,731	700,298	730,177	730,177	730,177
216-706-40000		BEGINNING BALANCE	-	23,773	265,367	250,237	250,237	250,237
TOTAL REVENUE			314,080	502,504	965,665	980,414	980,414	980,414
<u>PERSONNEL SERVICES</u>								
216-706-90232	0.20	NURSE EXECUTIVE	-	-	15,209	15,828	15,828	15,828
216-706-90259	0.20	DIVISION DIRECTOR	8,202	8,413	17,532	19,099	19,099	19,099
216-706-90262	1.00	CLINIC COORDINATOR	5,945	-	63,288	66,689	66,689	66,689
216-706-90354	2.00	CLINIC ASSISTANT 2	39,501	40,023	88,164	89,352	89,352	89,352
216-706-90357	2.00	COMMUNITY HEALTH NURSE 2	44,160	45,277	113,156	129,984	129,984	129,984
216-706-90362	2.00	OFFICE ASSISTANT 2	31,482	13,074	51,069	73,309	73,309	73,309
216-706-90501		OVERTIME	126	-	500	500	500	500
216-706-90604		INTERPRETER STIPEND	2	-	42	-	-	-
216-706-90801		FICA	9,524	8,132	26,695	41,347	41,347	41,347
216-706-90802		401(K) RETIREMENT	14,442	12,167	3,838	59,454	59,454	59,454
216-706-90804		HEALTH INSURANCE	32,483	20,787	38,386	103,697	103,697	103,697
216-706-90805		DENTAL INSURANCE	4,045	3,135	13,717	15,045	15,045	15,045
216-706-90806		LIFE INSURANCE	136	116	479	518	518	518
216-706-90807		LTD INSURANCE	390	355	3,112	3,370	3,370	3,370
216-706-90808		WORKER'S COMPENSATION	3,150	2,728	15,913	9,618	9,618	9,618
216-706-90809		UNEMPLOYMENT	1,370	1,106	3,490	5,405	5,405	5,405
216-706-90810		PEHP	25	18	216	216	216	216
216-706-90812		HEALTH SAVINGS ACCOUNT	6,001	5,701	20,400	20,400	20,400	20,400
	7.40	TOTAL PERSONNEL SERVICES	200,986	161,032	475,206	653,831	653,831	653,831
<u>MATERIALS & SERVICES</u>								
216-706-91101		TRAVEL EXPENSE	-	-	1,500	1,500	1,500	1,500
216-706-91401		TELEPHONE	623	1,649	8,500	8,500	8,500	8,500
216-706-91501		POSTAGE	50	36	660	660	660	660
216-706-91601		PRINTING & PUBLICATIONS	88	85	-	200	200	200
216-706-92001		UTILITIES	452	460	2,600	2,600	2,600	2,600
216-706-92801		PROFESSIONAL SERVICES	315	-	-	-	-	-
216-706-93301		MAINTENANCE AGREEMENTS	106	174	655	655	655	655
216-706-93901		CONTRACTUAL SERVICES	8,697	1,116	-	-	-	-
216-706-94101		OFFICE SUPPLIES	-	-	1,500	1,500	1,500	1,500
216-706-94102		FURNITURE/EQUIP < \$10,000	-	-	6,150	6,150	6,150	6,150
216-706-95102		MEDICAL SUPPLIES	-	-	9,500	9,500	9,500	9,500
216-706-95614		PROGRAM RETENTION	-	-	197,906	24,956	24,956	24,956
216-706-95901		OTHER SUPPLIES	180	-	1,000	1,000	1,000	1,000
216-706-95908		ADMIN COSTS - MS	9,512	11,811	27,208	22,825	22,825	22,825
216-706-95910		ADMIN COSTS - PS	35,921	55,890	107,370	121,320	121,320	121,320
216-706-96301		PROPERTY/LIABILITY INSURANCE	-	-	693	-	-	-
216-706-96601		RENTALS OF SPACE	4,784	4,884	20,000	20,000	20,000	20,000
216-706-96901		INDIRECT COST ALLOCATION	-	-	105,217	105,217	105,217	105,217
TOTAL MATERIALS & SERVICES			60,728	76,104	490,459	326,583	326,583	326,583
TOTAL DEPARTMENT EXPENSE			261,714	237,137	965,665	980,414	980,414	980,414

LINCOLN COUNTY, OREGON
ECONOMIC DEVELOPMENT FUND (102)
A COMMUNITY SERVICES PROGRAM

OBJECTIVE: This fund was established in FY 2011-12 as a result of the passage of ORS 461.512 (2011 Oregon Laws, chapter 385) by the Oregon Legislature that stipulates that counties that receive distributions of State Lottery funds “shall deposit the monies into a dedicated fund”. This fund accounts for the receipt and expenditure of lottery fund distributions for Lincoln County. These transactions were formerly accounted for in the County’s General Fund.

WORK PLAN SUMMARY: The County uses a portion of its State Lottery distributions to fund its own Economic Development Grant Program for Lincoln County agencies, and makes some allocations to Oregon Coast Community College’s Small Business Development Center, and the Economic Development Alliance of Lincoln County.

REVENUE AND EXPENDITURE SUMMARY

	Actual	Actual	Budget	Proposed	Approved	Adopted
	<u>2013-14</u>	<u>2014-15</u>	<u>2015-16</u>	<u>2016-17</u>	<u>2016-17</u>	<u>2016-17</u>
Total Revenues	471,855	404,766	447,471	442,870	442,870	442,870
Materials and Services	230,783	186,447	250,000	261,650	261,650	261,650
Contingency	0	0	197,471	181,220	181,220	181,220
Total Expenditures	230,783	186,447	447,471	442,870	442,870	442,870

LINCOLN COUNTY
FY 2016-17 ANNUAL BUDGET
Fund: 102 -ECONOMIC DEVELOPMENT FUND

ACCOUNT #		2013-2014 Actual	2014-2015 Actual	2015-2016 Budget	2016-2017 Proposed Budget	2016-2017 Approved Budget	2016-2017 Adopted Budget
Department: 102 - ECONOMIC DEVELOPMENT							
<u>REVENUE</u>							
102-102-33319	STATE POKER RECEIPTS	216,808	162,529	210,000	220,000	220,000	220,000
102-102-36175	INTEREST	1,155	1,165	700	1,100	1,100	1,100
102-102-40000	BEGINNING BALANCE	253,892	241,071	236,771	221,770	221,770	221,770
	TOTAL REVENUE	471,855	404,766	447,471	442,870	442,870	442,870
<u>MATERIALS & SERVICES</u>							
102-102-96610	ECONOMIC DEVELOPMENT PROJECTS	230,783	186,447	52,350	55,000	55,000	45,000
102-102-96611	ECONOMIC DEVELOPMENT GRANTS	-	-	100,000	100,000	100,000	100,000
102-102-96612	LINCOLN COMMUNITY LAND TRUST	-	-	30,000	30,000	30,000	30,000
102-102-96613	OCCC SBDC CONTRIBUTION	-	-	30,000	30,000	30,000	30,000
102-102-96614	ECON DEVEL ALLIANCE OF LINCOLN COUNTY	-	-	30,000	30,000	30,000	30,000
102-102-96615	NEIGHBORHOOD PARTNERSHIPS DUES	-	-	650	650	650	650
102-102-96616	LINCOLN COMMUNITY LAND TRUST DUES	-	-	7,000	7,000	7,000	7,000
102-102-96617	PACIFIC MARITIME EDUCATION CENTER	-	-	-	9,000	9,000	9,000
101-102-96618	RAIN PROJECT	-	-	-	-	-	10,000
	TOTAL MATERIALS & SERVICES	230,783	186,447	250,000	261,650	261,650	261,650
102-102-99501	CONTINGENCY	-	-	197,471	181,220	181,220	181,220
	TOTAL EXPENDITURES	230,783	186,447	447,471	442,870	442,870	442,870
	<i>ENDING BALANCE</i>	<i>241,071</i>	<i>218,318</i>	<i>-</i>	<i>-</i>	<i>-</i>	<i>-</i>

LINCOLN COUNTY, OREGON
VEHICLE REPLACEMENT FUND (103)
DEPARTMENT: VEHICLE REPLACEMENT (103)
A GENERAL GOVERNMENT PROGRAM

OBJECTIVE: To provide and account for the replacement of County vehicles used for activities of the General and Health and Human Services Funds.

WORK PLAN SUMMARY: Through Public Works Fleet Services, purchase replacement vehicles from a prioritized list based on vehicle age and wear, and plan for future purchases through the vehicle replacement fees charged to Fleet services users.

REVENUE AND EXPENDITURE SUMMARY

	Actual	Actual	Budget	Proposed	Approved	Adopted
	<u>2013-14</u>	<u>2014-15</u>	<u>2015-16</u>	<u>2016-17</u>	<u>2016-17</u>	<u>2016-17</u>
Total Revenues	522,999	598,903	612,684	690,215	690,215	690,215
Materials and Services	1,500	3,000	3,000	3,000	3,000	3,000
Capital Outlay	247,456	276,598	234,800	309,000	309,000	337,000
Contingency	0	0	374,884	378,215	378,215	350,215
Total Expenditures	248,956	279,598	612,684	690,215	690,215	690,215

EFFECTIVENESS INDICATORS: The timely and efficient management and replacement of the County's fleet of vehicles.

**LINCOLN COUNTY
FY 2016-17 ANNUAL BUDGET
Fund: 103 - VEHICLE REPLACEMENT FUND**

ACCOUNT #		2013-2014 Actual	2014-2015 Actual	2015-2016 Budget	2016-2017 Proposed Budget	2016-2017 Approved Budget	2016-2017 Adopted Budget
Department: 103 - VEHICLE REPLACEMENT							
<u>REVENUE</u>							
103-103-34175	VEHICLE REPLACEMENT CHARGES	271,962	279,240	278,106	238,589	238,589	238,589
103-103-36711	SALE OF VEHICLES	51,038	37,085	20,000	32,000	32,000	32,000
103-103-39101	TRANSFER FROM GENERAL FUND	200,000	8,535	-	-	-	-
103-103-40000	BEGINNING BALANCE	-	274,043	314,578	419,626	419,626	419,626
	TOTAL REVENUE	522,999	598,903	612,684	690,215	690,215	690,215
<u>MATERIALS & SERVICES</u>							
103-103-93901	CONTRACTUAL SERVICES	1,500	3,000	3,000	3,000	3,000	3,000
	TOTAL MATERIALS & SERVICES	1,500	3,000	3,000	3,000	3,000	3,000
<u>CAPITAL EXPENDITURES</u>							
103-103-98301	MOTOR VEHICLES	247,456	276,598	234,800	309,000	309,000	337,000
	TOTAL CAPITAL EXPENDITURES	247,456	276,598	234,800	309,000	309,000	337,000
103-103-99501	CONTINGENCY	-	-	374,884	378,215	378,215	350,215
	TOTAL EXPENDITURES	248,956	279,598	612,684	690,215	690,215	690,215
	<i>ENDING BALANCE</i>	<i>274,043</i>	<i>319,305</i>	<i>-</i>	<i>-</i>	<i>-</i>	<i>-</i>

LINCOLN COUNTY, OREGON
ROAD FUND (201)

A GENERAL GOVERNMENT PROGRAM

OBJECTIVE: The objective of the Road fund is to maintain and improve the County road system, as well as provide a variety of Public Works Services. Because of the nature of road maintenance, a number of other functions can be performed more effectively and at lower cost to the taxpayer by utilizing the facilities and staff of the Road fund. Because the Road fund is a dedicated fund under ORS, services performed for other funds must be reimbursed.

The Road Fund (Road Department) is under the management of the Public Works Director. In addition to the Road Department, the Public Work Director also manages other departments such as Facilities Maintenance and County Parks. Most of the non-Road department functions are budgeted in the General Fund.

Other services provided by the Road fund on a reimbursement or direct charge basis include Vegetation Management and Control; fueling and mechanical services for all County agencies, as well as for the State and other local agencies; and Fleet operations and maintenance for all County vehicles, State Transportation department equipment such as dump trucks, and other governmental bodies.

REVENUE AND EXPENDITURE SUMMARY

	Actual <u>2013-14</u>	Actual <u>2014-15</u>	Budget <u>2015-16</u>	Proposed <u>2016-17</u>	Approved <u>2016-17</u>	Adopted <u>2016-17</u>
Total Revenues	19,812,512	17,030,734	18,657,686	18,941,035	18,941,035	18,941,035
Personal Services	2,696,807	2,823,558	2,937,929	3,025,197	3,025,197	3,025,197
Materials & Services	4,895,306	2,620,464	3,788,424	2,109,420	2,109,420	2,109,420
Capital Outlay	114,524	347,747	1,295,000	3,376,000	3,376,000	3,376,000
Debt Service	1,245	7,723	7,662	7,642	7,642	7,642
Transfers	0	0	0	20,852	940,353	940,353
Contingency	0	1,000,000	1,000,000	1,000,000	1,000,000	1,000,000
Reserve for Future Years	12,104,630	8,970,019	9,650,474	9,401,924	9,401,924	9,401,924
Total Expenditures	19,812,512	15,769,511	18,679,489	18,941,035	19,860,536	19,860,536
 Full-Time Positions	 29.80	 31.25	 30.60	 30.60	 30.60	 30.60

LINCOLN COUNTY
FY 2016-17 ANNUAL BUDGET
Fund: 201 - ROAD FUND

		2013-2014	2014-2015	2015-2016	2016-2017	2016-2017	2016-2017
		Actual	Actual	Budget	Proposed	Approved	Adopted
					Budget	Budget	Budget
FUND SUMMARY							
REVENUE							
33XXX	INTERGOVERNMENTAL	5,957,785	3,806,911	5,742,627	6,106,427	6,106,427	6,106,427
34XXX	CHARGES FOR SERVICES	1,125,878	988,599	823,044	942,000	942,000	942,000
36XXX	MISCELLANEOUS	135,691	118,833	135,153	1,543,996	1,543,996	1,543,996
4000X	BEGINNING BALANCE	12,593,159	12,116,391	11,956,862	10,348,612	10,348,612	10,348,612
TOTAL REVENUE		19,812,512	17,030,734	18,657,686	18,941,035	18,941,035	18,941,035
EXPENDITURES							
	PERSONNEL SERVICES	2,696,806	2,823,559	2,937,929	3,025,197	3,025,197	3,025,197
	MATERIALS & SERVICES	4,895,306	2,620,464	3,788,424	2,209,420	2,209,420	2,209,420
	CAPITAL OUTLAY	114,524	348,747	1,295,000	3,376,000	3,376,000	3,376,000
	DEBT SERVICE	1,245	7,723	7,662	7,642	7,642	7,642
	TRANSFERS TO OTHER FUNDS	-	-	-	20,852	20,852	20,852
	CONTINGENCY	-	-	1,000,000	1,000,000	1,000,000	1,000,000
TOTAL EXPENDITURES		7,707,882	5,800,494	9,029,015	9,639,111	9,639,111	9,639,111
	ENDING BALANCE	12,104,630	11,230,240	9,628,671	9,301,924	9,301,924	9,301,924
TOTAL # FTE: 30.60							
EXPENDITURES BY DEPARTMENT							
301	ENGINEER'S OFFICE	915,621	1,020,575	901,173	940,353	940,353	940,353
302	FLEET SERVICES	1,675,894	1,480,153	1,577,433	1,467,971	1,467,971	1,467,971
303	ROAD MAINTENANCE	5,116,366	3,299,765	5,550,409	6,209,935	6,209,935	6,209,935
303	TRANSFERS TO OTHER FUNDS	-	-	-	20,852	20,852	20,852
303	CONTINGENCY	-	-	1,000,000	1,000,000	1,000,000	1,000,000
303	ENDING BALANCE	-	-	9,650,474	9,301,924	9,301,924	9,301,924
TOTAL EXPENDITURES		7,707,882	5,800,494	18,679,489	18,941,035	18,941,035	18,941,035

LINCOLN COUNTY, OREGON

ROAD FUND (201)

DEPARTMENT: ENGINEERS OFFICE (301)

A GENERAL GOVERNMENT PROGRAM

OBJECTIVE: Plan, organize, staff, direct and control the Road Department for effective operation and the provision of services. Provide direction and leadership in the establishing and accomplishing of Road Department goals. Provide administrative and clerical services. Control departmental expenditures. Provide short and long-range project planning for the maintenance, construction and reconstruction of county roads and bridges. Administer road and bridge contracts. Provide project engineering, feasibility studies, traffic and operations engineering. Provide technical assistance to other departments and districts.

WORK PLAN SUMMARY: Coordinate, monitor and control road fund activities through fiscal and cost accounting. Continue the ongoing program of determining long and short-term needs and goals for the Road Department. Provide for the general operation and management of the Road Department. Provide the appropriate personnel management for the department, including recruitment, training and evaluation. Prepare preliminary designs, analysis and reports. Provide appropriate technical assistance to the public, districts and other public agencies.

REVENUE AND EXPENDITURE SUMMARY

	Actual <u>2013-14</u>	Actual <u>2014-15</u>	Budget <u>2015-16</u>	Proposed <u>2016-17</u>	Approved <u>2016-17</u>	Adopted <u>2016-17</u>
Total Revenues	19,812,512	17,030,734	18,657,686	18,941,035	18,941,035	18,941,035
Personal Services	529,311	594,935	571,117	585,661	585,661	585,661
Materials & Services	385,065	417,917	322,394	347,050	347,050	347,050
Capital Outlay	0	0	0	0	0	0
Debt Service	1,245	7,723	7,662	7,642	7,642	7,642
Total Expenditures	915,621	1,020,575	901,173	940,353	940,353	940,353
Full-Time Positions	5.00	5.00	5.00	5.00	5.00	5.00

EFFECTIVENESS INDICATORS: Completion of various projects and goals within appropriate time frames and within budget. Personal and professional development of the department's personnel in the performance of their duties.

LINCOLN COUNTY
FY 2016-17 ANNUAL BUDGET
Fund: 201 - ROAD FUND

ACCOUNT #	# FTE	2016-2017					
		2013-2014 Actual	2014-2015 Actual	2015-2016 Budget	Proposed Budget	Approved Budget	Adopted Budget
REVENUE							
201-301-33146					5,014	5,014	5,014
201-301-33220		1,818,881	14,415	-	975,000	975,000	975,000
201-301-33222			4,533	-	-	-	-
201-301-33250		1,087,328	1,039,773	824,463	122,718	122,718	122,718
201-301-33615				403,080	416,001	416,001	416,001
201-301-33713			11,761	-	-	-	-
201-301-33714		4,014	-	-	-	-	-
201-301-33716		(6,222)	9,371	6,982	6,552	6,552	6,552
201-301-33717				4,400	11,560	11,560	11,560
201-301-33718		2,363	1,540	4,500	-	-	-
201-301-33719		4,542	3,834	-	-	-	-
201-301-33720		88,960	7,088	-	-	-	-
201-301-33721			1,766	1,400,000	1,400,000	1,400,000	1,400,000
201-301-33722		30,296	-	-	-	-	-
201-301-33765		2,877,521	2,666,249	3,056,330	3,121,056	3,121,056	3,121,056
201-301-33770		29,066	26,932	30,872	31,526	31,526	31,526
201-301-33771		21,037	19,650	12,000	17,000	17,000	17,000
201-301-34170		156,298	70,240	10,290	22,000	22,000	22,000
201-301-34174		294,583	181,526	260,000	170,000	170,000	170,000
201-301-34177		674,997	736,833	552,754	750,000	750,000	750,000
201-301-34705							
201-301-36170		2,525	18,105	21,325	20,000	20,000	20,000
201-301-36175		49,521	50,526	48,220	50,600	50,600	50,600
201-301-36660		41,245	34,475	38,596	27,000	27,000	27,000
201-301-36711				10,000	10,000	10,000	10,000
201-301-36990		42,400	15,727	17,012	1,436,396	1,436,396	1,436,396
201-301-40000		12,593,159	12,116,391	11,956,862	10,348,612	10,348,612	10,348,612
TOTAL REVENUE		19,812,512	17,030,734	18,657,686	18,941,035	18,941,035	18,941,035

LINCOLN COUNTY
FY 2016-17 ANNUAL BUDGET
Fund: 201 - ROAD FUND

ACCOUNT #	# FTE		2013-2014	2014-2015	2015-2016	2016-2017	2016-2017	2016-2017
			Actual	Actual	Budget	Proposed Budget	Approved Budget	Adopted Budget
Department: 301 - ENGINEERS OFFICE								
<u>PERSONNEL SERVICES</u>								
201-301-90201	1.00	DIRECTOR	106,926	139,292	105,719	110,540	110,540	110,540
201-301-90206	1.00	ASSISTANT PUBLIC WORKS DIRECTOR	84,510	91,529	96,950	101,116	101,116	101,116
201-301-90244	1.00	ENGINEERING TECHNICIAN	57,104	58,568	59,358	60,399	60,399	60,399
201-301-90257	2.00	COST ACCOUNTING CLERK	114,772	116,664	118,717	120,798	120,798	120,798
201-301-90402		CONTRACT EMPLOYEE	14,828	15,773	18,000	18,000	18,000	18,000
201-301-90501		OVERTIME	919	295	1,000	1,000	1,000	1,000
201-301-90603		TELEPHONE STIPEND	1,120	1,908	2,520	2,520	2,520	2,520
201-301-90801		FICA	28,019	32,492	30,709	31,635	31,635	31,635
201-301-90802		401(K) RETIREMENT	40,085	46,549	42,177	43,509	43,509	43,509
201-301-90804		HEALTH INSURANCE	44,400	49,561	51,994	57,551	57,551	57,551
201-301-90805		DENTAL INSURANCE	5,942	7,080	6,963	7,108	7,108	7,108
201-301-90806		LIFE INSURANCE	266	275	360	360	360	360
201-301-90807		LTD INSURANCE	767	858	3,910	4,034	4,034	4,034
201-301-90808		WORKER'S COMPENSATION	13,298	14,943	13,306	9,603	9,603	9,603
201-301-90809		UNEMPLOYMENT	3,936	4,398	4,014	2,068	2,068	2,068
201-301-90810		PEHP	1,920	2,000	1,920	1,920	1,920	1,920
201-301-90812		HEALTH SAVINGS ACCOUNT	10,500	12,750	13,500	13,500	13,500	13,500
	5.00	TOTAL PERSONNEL SERVICES	529,311	594,935	571,117	585,661	585,661	585,661
<u>MATERIALS & SERVICES</u>								
201-301-91101		TRAVEL EXPENSE	549	1,668	1,400	700	700	700
201-301-91201		MEALS & LODGING	393	1,799	1,900	1,500	1,500	1,500
201-301-91401		TELEPHONE	888	2,136	1,000	1,000	1,000	1,000
201-301-91501		POSTAGE	765	251	650	650	650	650
201-301-91601		PRINTING & PUBLICATIONS	4,001	2,765	4,400	4,400	4,400	4,400
201-301-92001		UTILITIES	8,518	8,535	6,300	9,000	9,000	9,000
201-301-92201		BUILDING REPAIR	18,684	-	100	100	100	100
201-301-92802		PROFESSIONAL CONFERENCE	245	2,066	1,250	1,250	1,250	1,250
201-301-92806		CONSULTANTS	1,552	-	10,000	10,000	10,000	10,000
201-301-92901		MEMBERSHIP FEES & DUES	1,282	965	950	950	950	950
201-301-92905		BUILDING PERMITS/FEES	750	-	500	500	500	500
201-301-93301		MAINTENANCE AGREEMENTS	-	-	250	250	250	250
201-301-93901		CONTRACTUAL SERVICES	50,299	40,998	8,500	8,500	8,500	8,500
201-301-94101		OFFICE SUPPLIES	988	902	1,500	1,200	1,200	1,200
201-301-94102		FURNITURE & EQUIP < \$10,000	1,043	400	1,000	500	500	500
201-301-94103		OPERATING SUPPLIES	-	-	1,250	250	250	250
201-301-94105		OFFICE SOFTWARE	1,500	6,258	2,000	3,600	3,600	3,600
201-301-96701		RENTALS OF EQUIPMENT	3,162	2,991	2,700	2,700	2,700	2,700
201-301-96901		INDIRECT COST ALLOCATION	290,445	346,183	276,744	300,000	300,000	300,000
		TOTAL MATERIALS & SERVICES	385,065	417,917	322,394	347,050	347,050	347,050
<u>DEBT SERVICE</u>								
201-301-99104		LOAN PRINCIPAL PAYMENT	-	5,300	5,400	5,600	5,600	5,600
201-301-99105		LOAN INTEREST PAYMENT	1,245	2,423	2,262	2,042	2,042	2,042
		TOTAL DEBT SERVICE	1,245	7,723	7,662	7,642	7,642	7,642
		TOTAL DEPARTMENT EXPENSE	915,621	1,020,575	901,173	940,353	940,353	940,353

**LINCOLN COUNTY, OREGON
ROAD FUND (201)**

DEPARTMENT: FLEET SERVICES (302)

A GENERAL GOVERNMENT PROGRAM

OBJECTIVE: Provide for the maintenance and repair of all county road and general fund equipment. This department includes the operation of the road funds fueling facility. This facility currently provides mechanical and other fueling for several other agencies.

WORK PLAN SUMMARY: Preventative maintenance at regular intervals. Maintain and repair vehicles as required. Provide for servicing, fueling, contracting of outside repairs as needed, and maintain the appearance and function of road and general fund equipment.

REVENUE AND EXPENDITURE SUMMARY

	Actual	Actual	Budget	Proposed	Approved	Adopted
	<u>2013-14</u>	<u>2014-15</u>	<u>2015-16</u>	<u>2016-17</u>	<u>2016-17</u>	<u>2016-17</u>
Personal Services	423,874	472,383	532,903	544,201	544,201	544,201
Materials & Services	1,252,021	1,007,769	1,044,530	823,770	823,770	823,770
Total Expenditures	1,675,895	1,480,152	1,577,433	1,367,971	1,367,971	1,367,971
Full-Time Positions	4.80	5.75	5.60	5.60	5.60	5.60

EFFECTIVENESS INDICATORS: The maintenance of the fleet at costs less than that of private rental or lease options. No vehicle down time due to improper maintenance. The availability of equipment for work whenever, however, and for as long as needed. The general appearance and state of fleet equipment for the County.

LINCOLN COUNTY
FY 2016-17 ANNUAL BUDGET
Fund: 201 - ROAD FUND

ACCOUNT #	# FTE		2013-2014 Actual	2014-2015 Actual	2015-2016 Budget	2016-2017 Proposed Budget	2016-2017 Approved Budget	2016-2017 Adopted Budget
Department: 302 - FLEET SERVICES								
<u>PERSONNEL SERVICES</u>								
201-302-90227	1.00	FLEET MANAGER	70,344	72,132	75,601	79,234	79,234	79,234
201-302-90250	0.60	ADMINISTRATIVE ASSISTANT	28,853	27,541	22,554	23,638	23,638	23,638
201-302-90315	4.00	MECHANIC	180,275	216,860	224,686	230,053	230,053	230,053
201-302-90420		ON CALL EMPLOYEE	-	-	10,000	10,000	10,000	10,000
201-302-90501		OVERTIME	1,631	828	10,000	10,000	10,000	10,000
201-302-90504		COMP TIME PAY OFF	-	-	16,000	16,000	16,000	16,000
201-302-90603		TELEPHONE STIPEND	840	840	840	840	840	840
201-302-90801		FICA	20,066	23,721	27,516	28,287	28,287	28,287
201-302-90802		401(K) RETIREMENT	31,035	36,391	38,465	39,574	39,574	39,574
201-302-90804		HEALTH INSURANCE	53,045	49,668	58,295	62,472	62,472	62,472
201-302-90805		DENTAL INSURANCE	5,910	6,047	7,148	7,151	7,151	7,151
201-302-90806		LIFE INSURANCE	271	317	432	432	432	432
201-302-90807		LTD INSURANCE	780	979	3,309	3,412	3,412	3,412
201-302-90808		WORKER'S COMPENSATION	14,473	16,187	18,200	14,999	14,999	14,999
201-302-90809		UNEMPLOYMENT	2,931	3,308	3,597	1,849	1,849	1,849
201-302-90810		PEHP	375	390	360	360	360	360
201-302-90812		HEALTH SAVINGS ACCOUNT	13,045	17,175	15,900	15,900	15,900	15,900
	5.60	TOTAL PERSONNEL SERVICES	423,874	472,383	532,903	544,201	544,201	544,201
<u>MATERIALS & SERVICES</u>								
201-302-91101		TRAVEL EXPENSE	162	287	400	400	400	400
201-302-91201		MEALS & LODGING	388	385	200	200	200	200
201-302-91401		TELEPHONE	731	742	750	750	750	750
201-302-91501		POSTAGE	139	286	400	400	400	400
201-302-91601		PRINTING & PUBLICATIONS	1,042	57	70	70	70	70
201-302-92001		UTILITIES	38,474	37,689	30,000	35,000	35,000	35,000
201-302-92201		BUILDING REPAIR	7,735	17,704	2,500	7,500	7,500	7,500
201-302-92905		PERMITS/FEES	1,023	1,099	900	900	900	900
201-302-93301		MAINTENANCE AGREEMENTS	4,458	2,532	1,000	1,000	1,000	1,000
201-302-93901		CONTRACTUAL SERVICES	25,249	23,682	17,500	17,500	17,500	17,500
201-302-94101		OFFICE SUPPLIES	380	256	500	500	500	500
201-302-94102		FURNITURE & EQUIP < \$10,000	3,315	-	8,000	3,000	3,000	3,000
201-302-94103		OPERATING SUPPLIES	19,207	16,037	16,500	16,500	16,500	16,500
201-302-94402		REPAIR PARTS	176,766	249,738	225,000	260,000	260,000	260,000
201-302-94404		OIL & GREASE	11,869	13,689	9,500	9,500	9,500	9,500
201-302-94405		TIRES & TUBES	83,943	50,371	60,000	60,000	60,000	60,000
201-302-94406		GASOLINE & DIESEL	867,427	582,081	662,750	500,000	500,000	500,000
201-302-94601		FOOD & CLOTHING	198	688	300	300	300	300
201-302-94608		COVERALLS & RAGS	3,621	4,044	4,000	4,000	4,000	4,000
201-302-94701		SMALL TOOLS	5,046	6,199	1,860	5,250	5,250	5,250
201-302-95202		CONTINUING EDUCATION	308	205	1,200	500	500	500
201-302-96701		RENTALS OF EQUIPMENT	540	-	1,200	500	500	500
		TOTAL MATERIALS & SERVICES	1,252,021	1,007,769	1,044,530	923,770	923,770	923,770
		TOTAL DEPARTMENT EXPENSE	1,675,894	1,480,153	1,577,433	1,467,971	1,467,971	1,467,971

**LINCOLN COUNTY, OREGON
ROAD FUND (201)**

DEPARTMENT: GENERAL ROADS (303)

A GENERAL GOVERNMENT PROGRAM

OBJECTIVE: Operate and maintain the Lincoln County road system. The system is comprised of approximately 350 miles of road and 85 bridges. Maintenance of the system includes the installation and maintenance of culverts, roadside drainage facilities, various other devices for safe travel, as well as the maintenance of the actual traveled surface. Capital purchases for roads, bridges, facilities and equipment are provided for in this budget. Maintenance of the county's roads and bridges for safe and efficient travel. Response to public emergencies as needed. Provide equipment, personnel and state of readiness necessary to respond to public emergencies.

WORK PLAN SUMMARY: Plan and schedule the efficient use of personnel, equipment and material for the maintenance of the county road and bridge system. Inspect the various portions of the systems to determine maintenance requirements. Remove hazards, install and maintain signs, clean ditches and culverts, maintain paved and gravel surfaces, provide for the training and education of employees, and respond to public emergencies as necessary and appropriate.

REVENUE AND EXPENDITURE SUMMARY

	Actual <u>2013-14</u>	Actual <u>2014-15</u>	Budget <u>2015-16</u>	Proposed <u>2016-17</u>	Approved <u>2016-17</u>	Adopted <u>2016-17</u>
Personal Services	1,743,622	1,756,240	1,833,909	1,895,335	1,895,335	1,895,335
Materials & Services	3,258,220	1,194,778	2,421,500	938,600	938,600	938,600
Transfers	0	0	0	20,852	20,852	20,852
Capital Outlay	114,524	347,747	1,295,000	3,376,000	3,376,000	3,376,000
Total Expenditures	5,116,366	3,298,765	5,550,409	6,230,787	6,230,787	6,230,787
Contingency	0	1,000,000	1,000,000	1,000,000	1,000,000	1,000,000
Ending Balance	12,104,630	8,970,019	9,650,474	9,401,924	9,401,924	9,401,924
Full-Time Positions	20.00	20.50	20.00	20.00	20.00	20.00

EFFECTIVENESS INDICATORS: General response to public requests and comments about the services provided. Actual work completed and the cost of that work. The general condition of the county roads and bridges. Actual response to public emergencies.

LINCOLN COUNTY
FY 2016-17 ANNUAL BUDGET
Fund: 201 - ROAD FUND

ACCOUNT #	# FTE		2013-2014	2014-2015	2015-2016	2016-2017	2016-2017	2016-2017
			Actual	Actual	Budget	Proposed Budget	Approved Budget	Adopted Budget
Department: 303 - ROADS MAINTENANCE								
<u>PERSONNEL SERVICES</u>								
201-303-90228	1.00	ROAD MAINTENANCE SUPERVISOR	90,270	69,525	77,595	81,324	81,324	81,324
201-303-90254	1.00	BRIDGE/PERMIT SUPERVISOR	33,654	68,676	71,974	75,433	75,433	75,433
201-303-90256		PARKS MAINTENANCE SUPERVISOR	55,471	50,781	-	-	-	-
201-303-90316	16.00	ROAD MAINTENANCE WORKER 1, 2 & 3	768,079	728,365	804,999	822,463	822,463	822,463
201-303-90335	1.00	ROAD SERVICE WORKER	56,212	57,454	59,925	60,966	60,966	60,966
201-303-90343	1.00	VEGETATION MANAGEMENT SPECIALIST	44,266	45,583	46,497	48,724	48,724	48,724
201-303-90410		SEASONAL WORKER	48,664	49,011	50,000	50,000	50,000	50,000
201-303-90501		OVERTIME	26,645	81,807	50,000	70,000	70,000	70,000
201-303-90504		COMP TIME PAY OFF	17	349	-	-	-	-
201-303-90603		TELEPHONE STIPEND	525	1,610	1,680	1,680	1,680	1,680
201-303-90801		FICA	82,064	88,211	88,944	92,610	92,610	92,610
201-303-90802		401(K) RETIREMENT	118,064	126,314	122,394	127,665	127,665	127,665
201-303-90804		HEALTH INSURANCE	222,179	179,369	222,249	243,372	243,372	243,372
201-303-90805		DENTAL INSURANCE	27,052	27,212	30,175	30,501	30,501	30,501
201-303-90806		LIFE INSURANCE	1,012	1,059	1,440	1,440	1,440	1,440
201-303-90807		LTD INSURANCE	2,914	3,310	10,865	11,150	11,150	11,150
201-303-90808		WORKER'S COMPENSATION	109,403	115,451	127,685	114,594	114,594	114,594
201-303-90809		UNEMPLOYMENT	11,688	12,028	11,627	6,053	6,053	6,053
201-303-90810		PEHP	443	375	360	360	360	360
201-303-90812		HEALTH SAVINGS ACCOUNT	45,000	49,750	55,500	57,000	57,000	57,000
	20.00	TOTAL PERSONNEL SERVICES	1,743,622	1,756,240	1,833,909	1,895,335	1,895,335	1,895,335
<u>MATERIALS & SERVICES</u>								
201-303-91101		TRAVEL EXPENSE	227	397	500	500	500	500
201-303-91201		MEALS & LODGING	2,158	1,673	2,800	1,900	1,900	1,900
201-303-91401		TELEPHONE	2,375	1,539	1,500	1,500	1,500	1,500
201-303-91501		POSTAGE	25	-	50	50	50	50
201-303-91601		PRINTING & PUBLICATIONS	-	741	-	10,000	10,000	10,000
201-303-92101		EQUIPMENT REPAIR	-	-	150	150	150	150
201-303-92802		PROFESSIONAL CONFERENCE	670	1,335	1,250	1,250	1,250	1,250
201-303-92806		CONSULTANTS	6,235	-	20,000	-	-	-
201-303-92901		MEMBERSHIP FEES & DUES	938	838	250	250	250	250
201-303-92905		PERMITS/FEES	200	445	400	400	400	400
201-303-93301		MAINTENANCE AGREEMENTS	1,519	514	2,050	25,000	25,000	25,000
201-303-93901		CONTRACTUAL SERVICES	110,054	147,715	95,000	95,000	95,000	95,000
201-303-94101		OFFICE SUPPLIES	661	512	800	800	800	800
201-303-94102		FURNITURE & EQUIP < \$10,000	742	2,398	4,000	1,000	1,000	1,000
201-303-94103		OPERATING SUPPLIES	1,065	1,591	1,500	1,500	1,500	1,500
201-303-94601		FOOD & CLOTHING	5,471	8,858	6,900	4,900	4,900	4,900
201-303-94701		SMALL TOOLS	960	1,813	1,450	1,250	1,250	1,250
201-303-94901		GROUNDS & ROADWAYS	2,816,787	548,283	600,000	550,000	550,000	550,000
201-303-94902		TRAFFIC CONTROL/PAINT, ETC.	122,001	95,861	120,000	120,000	120,000	120,000
201-303-94903		ROAD OVERLAYS	114,859	310,082	-	-	-	-
201-303-94904		BRIDGE MAINTENANCE	46,164	32,661	80,000	50,000	50,000	50,000
201-303-94905		LITTLE SWITZERLAND ROAD DISTRICT PR	-	12,917	1,400,000	-	-	-
201-303-95101		MED/LAB/XRAY	3,245	3,227	1,950	3,200	3,200	3,200
201-303-95192		SAFETY SUPPLIES	1,218	1,492	2,200	2,200	2,200	2,200
201-303-95204		SAFETY PROGRAM	150	-	500	500	500	500
201-303-95915		CHANGE IN INVENTORY	(27,417)	(38,724)	-	-	-	-
201-303-95938		INSURANCE DEDUCTIBLES	-	-	4,100	1,000	1,000	1,000
201-303-96301		PROPERTY/LIABILITY INSURANCE	20,261	26,497	30,000	30,000	30,000	30,000
201-303-96302		VEHICLE INSURANCE	21,642	26,817	30,000	30,000	30,000	30,000
201-303-96601		RENTALS OF SPACE	2,378	-	5,000	2,000	2,000	2,000
201-303-96701		RENTALS OF EQUIPMENT	3,632	5,295	9,150	4,250	4,250	4,250
		TOTAL MATERIALS & SERVICES	3,258,220	1,194,778	2,421,500	938,600	938,600	938,600

**LINCOLN COUNTY
FY 2016-17 ANNUAL BUDGET
Fund: 201 - ROAD FUND**

ACCOUNT #	# FTE		2013-2014 Actual	2014-2015 Actual	2015-2016 Budget	2016-2017 Proposed Budget	2016-2017 Approved Budget	2016-2017 Adopted Budget
Department: 303 - ROADS MAINTENANCE								
<u>CAPITAL OUTLAY</u>								
201-303-97501		STRUCTURES & IMPROVEMENTS	35,120	-	35,000	50,000	50,000	50,000
201-303-97601		BRIDGES	46,999	179,782	250,000	250,000	250,000	250,000
201-303-97701		ROADS & HIGHWAYS	-	985	750,000	2,900,000	2,900,000	2,900,000
201-303-98301		MOTOR VEHICLES	-	81,819	210,000	106,000	106,000	106,000
201-303-98701		ROAD EQUIPMENT	32,406	86,162	50,000	70,000	70,000	70,000
TOTAL CAPITAL OUTLAY			114,524	348,747	1,295,000	3,376,000	3,376,000	3,376,000
<u>TRANSFERS</u>								
201-303-99291		TRANSFER TO RADIO COMM FUND	-	-	-	20,852	20,852	20,852
TOTAL TRANSFERS			-	-	-	20,852	20,852	20,852
TOTAL DEPARTMENT EXPENSE			5,116,366	3,299,765	5,550,409	6,230,787	6,230,787	6,230,787
201-303-99501		CONTINGENCY	-	-	1,000,000	1,000,000	1,000,000	1,000,000
<u>ENDING BALANCE</u>								
201-303-99601		RESERVE FOR FUTURE EXPENSES	-	-	9,317,474	8,968,924	8,968,924	8,968,924
201-303-99603		COMPENSATED ABSENCES	-	-	333,000	333,000	333,000	333,000
TOTAL ENDING BALANCE			-	-	9,650,474	9,301,924	9,301,924	9,301,924

LINCOLN COUNTY, OREGON

LINCOLN COUNTY FAIR (COUNTY COMMONS) FUND (203)

A COMMUNITY SERVICES PROGRAM

OBJECTIVE: Interim management of Fair facilities while long range fair event and facilities plans are developed. Funds and services are reduced and will be evaluated for possible long range changes.

COMMUNITY INVOLVEMENT: Blue Ribbon Committee recommendations being evaluated. The Fair Grounds work co-operatively with the Extension Service, 4H, Town and Country Fair, Inc., Sheriff's Posse, the Lincoln County School District, Public Works, and the Animal Shelter.

REVENUE AND EXPENDITURE SUMMARY

	Actual <u>2013-14</u>	Actual <u>2014-15</u>	Budget <u>2015-16</u>	Proposed <u>2016-17</u>	Approved <u>2016-17</u>	Adopted <u>2016-17</u>
Total Revenues	89,890	98,198	89,156	163,038	163,038	163,038
Materials and Services	0	0	0	0	0	0
Transfer to General Fund	73,188	73,121	78,200	151,561	151,561	151,561
Contingency	0	0	10,956	11,477	11,477	11,477
Total Expenditures	73,188	73,121	89,156	163,038	163,038	163,038

INTERRELATIONSHIPS: 4-H, county departments, Oregon Fair Association, other county fairgrounds and community organizations.

LINCOLN COUNTY
FY 2016-17 ANNUAL BUDGET
Fund: 203 - COUNTY FAIR (COUNTY COMMONS) FUND

ACCOUNT #		2013-2014 Actual	2014-2015 Actual	2015-2016 Budget	2016-2017 Proposed Budget	2016-2017 Approved Budget	2016-2017 Adopted Budget
Department: 803 - COUNTY COMMONS OPERATIONS							
<u>REVENUE</u>							
203-803-33390	STATE LOTTERY VIDEO DISTRIBUTION	50,964	50,964	50,000	21,500	21,500	21,500
203-803-36175	INTEREST	114	149	100	100	100	100
203-803-36310	GROUPS MISC. RENTALS	26,520	30,383	24,500	25,800	25,800	25,800
203-803-40000	BEGINNING BALANCE	12,292	16,702	14,556	20,377	20,377	20,377
	TOTAL REVENUE	89,890	98,198	89,156	67,777	67,777	67,777
<u>MATERIALS & SERVICES</u>							
203-803-91102	FLEET SERVICES	918	661	1,500	1,500	1,500	1,500
203-803-91201	MEALS & LODGING	-	633	-	1,100	1,100	1,100
203-803-91401	TELEPHONE	1,030	1,052	1,100	1,200	1,200	1,200
203-803-92001	UTILITIES	17,319	18,075	19,000	20,000	20,000	20,000
203-803-92101	EQUIPMENT REPAIR	231	-	-	-	-	-
203-803-92901	MEMBERSHIP FEES & DUES	1,100	1,300	1,100	1,500	1,500	1,500
203-803-93901	CONTRACTUAL SERVICES	27,645	25,712	27,600	32,600	32,600	32,600
203-803-93938	FAIR EVENT	22,500	22,500	25,000	-	-	-
203-803-95901	OTHER SUPPLIES	-	169	-	250	250	250
203-803-96301	PROPERTY/LIABILITY INSURANCE	2,445	3,019	2,900	3,150	3,150	3,150
	TOTAL MATERIALS & SERVICES	73,188	73,121	78,200	61,300	61,300	61,300
203-803-99501	CONTINGENCY	-	-	10,956	6,477	6,477	6,477
	TOTAL DEPARTMENT EXPENSE	73,188	73,121	89,156	67,777	67,777	67,777
Department: 830 - COUNTY FAIR EVENT							
<u>REVENUE</u>							
203-830-32755	VENDOR FEES	-	-	-	25,000	25,000	25,000
203-830-33390	STATE LOTTERY VIDEO DISTRIBUTION	-	-	-	32,500	32,500	32,500
203-830-36135	DONATIONS	-	-	-	30,000	30,000	30,000
203-830-36991	MISC FAIR EVENT REVENUE	-	-	-	-	-	-
203-830-40000	BEGINNING BALANCE	-	-	-	7,761	7,761	7,761
	TOTAL REVENUE	-	-	-	95,261	95,261	95,261
<u>MATERIALS & SERVICES</u>							
Category: 91 - MATERIALS & SERVICES							
203-830-93901	CONTRACTUAL SERVICES	-	-	-	38,000	38,000	38,000
203-830-93904	FAIR EVENT EXPENSE	-	-	-	-	-	-
203-830-93923	ENTERTAINMENT	-	-	-	30,000	30,000	30,000
203-830-94103	OPERATING SUPPLIES	-	-	-	22,261	22,261	22,261
	TOTAL MATERIALS & SERVICES	-	-	-	90,261	90,261	90,261
203-830-99501	CONTINGENCY	-	-	-	5,000	5,000	5,000
	TOTAL DEPARTMENT EXPENSE	-	-	-	95,261	95,261	95,261
	<i>TOTAL FUND REVENUE</i>	<i>89,890</i>	<i>98,198</i>	<i>89,156</i>	<i>163,038</i>	<i>163,038</i>	<i>163,038</i>
	<i>TOTAL FUND EXPENSE</i>	<i>73,188</i>	<i>73,121</i>	<i>89,156</i>	<i>163,038</i>	<i>163,038</i>	<i>163,038</i>
	<i>ENDING BALANCE</i>	<i>16,702</i>	<i>25,077</i>	<i>-</i>	<i>-</i>	<i>-</i>	<i>-</i>

LINCOLN COUNTY, OREGON

LAW LIBRARY FUND (205)

A PUBLIC SAFETY PROGRAM

OBJECTIVE: To maintain a working law library that meets the needs of the courts, local attorneys, and the general public.

WORK PLAN SUMMARY: Reduced funding is expected in the future. Keep the existing collection updated. Promote use of Westlaw, the on-line legal base, and actively seek computerization of database information in order to reduce the need for hard copy. Maintain coordination with other area libraries, especially the Newport Public Library and Library District.

REVENUE AND EXPENDITURE SUMMARY

	Actual <u>2013-14</u>	Actual <u>2014-15</u>	Budget <u>2015-16</u>	Proposed <u>2016-17</u>	Approved <u>2016-17</u>	Adopted <u>2016-17</u>
Total Revenues	101,672	106,341	85,458	119,785	119,785	119,785
Materials and Services	34,275	33,540	44,575	42,580	42,580	42,580
Contingency	0	36,039	40,883	77,205	77,205	77,205
Total Expenditures	34,275	69,579	85,458	119,785	119,785	119,785

EFFECTIVENESS INDICATORS: Use of the library.

INTERRELATIONSHIPS: The Law Library provides services to the courts, Jail, District Attorney, members of the local bar, and the general public. Day to day administration is Legal Counsel's responsibility

**LINCOLN COUNTY
FY 2016-17 ANNUAL BUDGET
Fund: 205 - LAW LIBRARY FUND**

ACCOUNT #		2013-2014 Actual	2014-2015 Actual	2015-2016 Budget	2016-2017 Proposed Budget	2016-2017 Approved Budget	2016-2017 Adopted Budget
Department: 805 - LAW LIBRARY							
<u>REVENUE</u>							
205-805-33220	STATE COURT FEES	-	38,522	28,500	36,000	36,000	36,000
205-805-35220	FINES	38,915	-	-	-	-	-
205-805-36175	INTEREST	368	421	350	500	500	500
205-805-40000	BEGINNING BALANCE	62,389	67,397	56,608	83,285	83,285	83,285
	TOTAL REVENUE	101,672	106,341	85,458	119,785	119,785	119,785
<u>MATERIALS & SERVICES</u>							
205-805-91401	TELEPHONE	1,209	1,218	1,200	1,230	1,230	1,230
205-805-92001	UTILITIES	622	607	725	700	700	700
205-805-93901	CONTRACTUAL SERVICES	10,860	10,769	15,000	17,500	17,500	17,500
205-805-93967	ONLINE COMPUTER	4,433	4,267	5,500	4,500	4,500	4,500
205-805-94101	OFFICE SUPPLIES	35	-	150	150	150	150
205-805-94102	FURNITURE & EQUIP < \$10,000	132	-	1,500	1,500	1,500	1,500
205-805-95201	EDUCATION & LIBRARY	8,358	8,054	8,500	12,000	12,000	12,000
205-805-96601	RENTALS OF SPACE	8,626	8,626	12,000	5,000	5,000	5,000
	TOTAL MATERIALS & SERVICES	34,275	33,540	44,575	42,580	42,580	42,580
205-805-99501	CONTINGENCY	-	-	40,883	77,205	77,205	77,205
	TOTAL EXPENDITURES	34,275	33,540	85,458	119,785	119,785	119,785
	<i>ENDING BALANCE</i>	<i>67,397</i>	<i>72,800</i>	<i>-</i>	<i>-</i>	<i>-</i>	<i>-</i>

LINCOLN COUNTY, OREGON
COUNTY CLERK-RECORDS FUND (207)
A GENERAL GOVERNMENT PROGRAM

OBJECTIVE: To maintain and restore records recorded and/or filed in the office of the County Clerk. To acquire storage and retrieval systems which will keep these records safe, permanent, and accessible to other departments and to the general public.

WORK PLAN SUMMARY: Maintain and protect the official records in the custody of the County Clerk. To acquire storage and retrieval systems to make these records safer and more accessible to the public. To scan and microfilm all documents recorded by the County Clerk.

REVENUE AND EXPENDITURE SUMMARY

	<u>Actual</u> <u>2013-14</u>	<u>Actual</u> <u>2014-15</u>	<u>Budget</u> <u>2015-16</u>	<u>Proposed</u> <u>2016-17</u>	<u>Approved</u> <u>2016-17</u>	<u>Adopted</u> <u>2016-17</u>
Total Revenues	162,733	171,470	178,693	157,103	157,103	157,103
Total Personal Services	22,212	8,416	55,488	54,733	54,733	54,733
Materials and Services	9,228	41,401	123,205	102,370	102,370	102,370
Total Expenditures	31,440	49,817	178,693	157,103	157,103	157,103

EFFECTIVENESS INDICATORS: Efficient access to records by users. Safe, long-term storage of permanent records.

INTERRELATIONSHIPS: The records in the custody of the County Clerk are used by the Assessor, the Tax Collector, Public Works, and the County Counsel's Office. Title companies, state agencies, and the general public also use these records.

LINCOLN COUNTY
FY 2016-17 ANNUAL BUDGET
Fund: 207 - CLERK'S RECORDS FUND

ACCOUNT #		2013-2014 Actual	2014-2015 Actual	2015-2016 Budget	2016-2017 Proposed Budget	2016-2017 Approved Budget	2016-2017 Adopted Budget
Department: 807 - COUNTY CLERK'S RECORDS							
<u>REVENUE</u>							
207-807-32760	RECORDING FEES	34,492	39,417	40,000	42,000	42,000	42,000
207-807-36175	INTEREST	660	760	700	900	900	900
207-807-40000	BEGINNING BALANCE	127,581	131,293	137,993	114,203	114,203	114,203
	TOTAL REVENUE	162,733	171,470	178,693	157,103	157,103	157,103
<u>PERSONNEL SERVICES</u>							
207-807-90420	ON CALL EMPLOYEE	19,928	7,457	50,000	50,000	50,000	50,000
207-807-90801	FICA	1,585	700	3,825	3,825	3,825	3,825
207-807-90808	WORKER'S COMPENSATION	482	183	1,163	658	658	658
207-807-90809	UNEMPLOYMENT	217	76	500	250	250	250
	TOTAL PERSONNEL SERVICES	22,212	8,416	55,488	54,733	54,733	54,733
<u>MATERIALS & SERVICES</u>							
207-807-91101	TRAVEL EXPENSE	-	-	2,000	2,000	2,000	2,000
207-807-91201	MEALS & LODGING	-	-	2,000	2,000	2,000	2,000
207-807-93901	CONTRACTUAL SERVICES	-	-	20,000	-	-	-
207-807-94101	OFFICE SUPPLIES	9,228	41,401	99,205	98,370	98,370	98,370
	TOTAL MATERIALS & SERVICES	9,228	41,401	123,205	102,370	102,370	102,370
	TOTAL EXPENDITURES	31,440	49,817	178,693	157,103	157,103	157,103
	<i>ENDING BALANCE</i>	131,293	121,653	-	-	-	-

LINCOLN COUNTY, OREGON

TITLE III SAFETY NET FUND (213)

A COMMUNITY SERVICES PROGRAM

OBJECTIVE: To comply with the requirements of Public Law 106-393, “The Secure Rural Schools and Community Self-Determination Act of 2000” (the Act), Title III “County Projects” requires the establishment of a fund to account for the use of “safety-net” funds for authorized projects under law. The reauthorization of the Act by Public Law 110-343 significantly narrows the eligible expenditures. Funds obligated under PL 106-393 are accounted for in one department. The restricted funds will be accounted for in a separate department.

WORK PLAN SUMMARY: Provide for eligible project funding in accordance with the Act. Act authorizes funds in six established project categories.

REVENUE AND EXPENDITURE SUMMARY

	Actual <u>2013-14</u>	Actual <u>2014-15</u>	Budget <u>2015-16</u>	Proposed <u>2016-17</u>	Approved <u>2016-17</u>	Adopted <u>2016-17</u>
Total Revenues	2,058,254	1,838,183	1,796,677	1,421,246	1,421,246	1,421,246
Materials and Services	93,147	25,437	1,010,869	1,008,368	1,008,368	1,008,368
Capital Outlay	136,842	0	535,808	412,878	412,878	412,878
Transfers	0	0	250,000	0	0	0
Total Expenditures	229,989	25,437	1,796,677	1,421,246	1,421,246	1,421,246

EFFECTIVENESS INDICATORS: Compliance with Act requirements for authorized expenditures.

INTERRELATIONSHIPS: Some eligible projects will be accomplished through county departments; others may be partnered with educational groups, public and private entities, and non-profits.

**LINCOLN COUNTY
FY 2016-17 ANNUAL BUDGET
Fund: 213- TITLE III/SAFETY NET FUND**

ACCOUNT #		2013-2014 Actual	2014-2015 Actual	2015-2016 Budget	2016-2017 Proposed Budget	2016-2017 Approved Budget	2016-2017 Adopted Budget
Department: 813 - TITLE III/SAFETY NET							
<u>REVENUE</u>							
213-813-36175	INTEREST	10,005	9,919	10,000	10,500	10,500	10,500
213-813-40000	BEGINNING BALANCE	1,650,996	1,431,902	1,390,808	1,017,378	1,017,378	1,017,378
	TOTAL REVENUE	1,661,001	1,441,821	1,400,808	1,027,878	1,027,878	1,027,878
<u>MATERIALS & SERVICES</u>							
213-813-92801	PROFESSIONAL SERVICES	92,257	22,925	600,000	600,000	600,000	600,000
213-813-94103	OPERATING SUPPLIES	-	518	15,000	15,000	15,000	15,000
	TOTAL MATERIALS & SERVICES	92,257	23,443	615,000	615,000	615,000	615,000
<u>CAPITAL OUTLAY</u>							
213-813-97501	STRUCTURES & IMPROVEMENTS	136,842	-	535,808	412,878	412,878	412,878
	TOTAL CAPITAL OUTLAY	136,842	-	535,808	412,878	412,878	412,878
<u>TRANSFERS</u>							
213-813-99101	TRANSFER TO CAPITAL PROJECTS	-	-	250,000	-	-	-
	TOTAL TRANSFERS	-	-	250,000	-	-	-
	TOTAL DEPARTMENT EXPENSE	229,099	23,443	1,400,808	1,027,878	1,027,878	1,027,878
Department: 814 - 2008 REAUTHORIZATION							
<u>REVENUE</u>							
213-814-40000	BEGINNING BALANCE	397,253	396,363	395,869	393,368	393,368	393,368
	TOTAL REVENUE	397,253	396,363	395,869	393,368	393,368	393,368
<u>MATERIALS & SERVICES</u>							
213-814-92801	PROFESSIONAL SERVICES	-	-	345,869	343,368	343,368	343,368
213-814-94609	SEARCH & RESCUE REIMBURSEMENT	890	1,995	50,000	50,000	50,000	50,000
	TOTAL MATERIALS & SERVICES	890	1,995	395,869	393,368	393,368	393,368
	TOTAL DEPARTMENT EXPENSE	890	1,995	395,869	393,368	393,368	393,368
	<i>ENDING BALANCE</i>	<i>1,828,264</i>	<i>1,812,746</i>	<i>-</i>	<i>-</i>	<i>-</i>	<i>-</i>
	<i>TOTAL FUND REVENUE</i>	<i>2,058,254</i>	<i>1,838,183</i>	<i>1,796,677</i>	<i>1,421,246</i>	<i>1,421,246</i>	<i>1,421,246</i>
	<i>TOTAL FUND EXPENSE</i>	<i>229,989</i>	<i>25,437</i>	<i>1,796,677</i>	<i>1,421,246</i>	<i>1,421,246</i>	<i>1,421,246</i>
	<i>ENDING BALANCE</i>	<i>1,828,264</i>	<i>1,812,746</i>	<i>-</i>	<i>-</i>	<i>-</i>	<i>-</i>

LINCOLN COUNTY, OREGON

SELF INSURANCE FUND (215)

A GENERAL GOVERNMENT PROGRAM

OBJECTIVE: To provide insurance reserves and available appropriations for deductibles, non-covered claims, and self-insured activities outside of insurance coverage (including but not limited to retrospective workers compensation, unemployment, property, fire, auto and liability insurance) purchased by the County. To provide a proactive and on-going risk management and safety services, facilities and equipment for all county departments. To provide for expenses in administering the County retirement plans.

WORK PLAN SUMMARY: Provide for administration, processing and coverage of potential claims and expenses, and proactively address related issues, facilities improvements, equipment purchases; administration of County Retirement Plans, worker's comp, and other insurances and self-insurances.

REVENUE AND EXPENDITURE SUMMARY

	Actual <u>2013-14</u>	Actual <u>2014-15</u>	Budget <u>2015-16</u>	Proposed <u>2016-17</u>	Approved <u>2016-17</u>	Adopted <u>2016-17</u>
Total Revenues	2,987,427	3,876,192	3,867,044	4,649,004	4,649,004	4,649,004
Personal Services	0	900	60,975	60,975	60,975	60,975
Materials and Services	363,809	380,227	597,350	636,000	636,000	636,000
Capital Outlay	20,201	239,073	208,000	225,000	225,000	225,000
Contingency	0	0	3,000,719	3,727,029	3,727,029	3,727,029
Total Expenditures	384,010	620,200	3,867,044	4,649,004	4,649,004	4,649,004

EFFECTIVENESS INDICATORS: Self-insurance expenditures well below cost of private sector insurance; continued reduction of claims costs for workers' compensation; IRS compliance for retirement plans; cost effective claims operations; pre-loss expenditures reducing claims.

LINCOLN COUNTY
FY 2016-17 ANNUAL BUDGET
Fund: 215 - SELF INSURANCE FUND

ACCOUNT #		2013-2014	2014-2015	2015-2016	2016-2017	2016-2017	2016-2017
		Actual	Actual	Budget	Proposed Budget	Approved Budget	Adopted Budget
Department: 815 - SELF INSURANCE OPERATIONS							
<u>REVENUE</u>							
215-815-34253	WORKER'S COMP CHARGES	952,044	1,003,090	500,000	750,000	750,000	750,000
215-815-34270	UNEMPLOYMENT CHARGES	227,513	235,590	113,000	100,000	100,000	100,000
215-815-36175	INTEREST	11,080	15,845	10,000	20,000	20,000	20,000
215-815-36650	REFUNDS & REIMBURSEMENTS	8,442	18,251	5,000	5,000	5,000	5,000
215-815-40000	BEGINNING BALANCE	1,788,348	2,603,417	3,239,044	3,774,004	3,774,004	3,774,004
	TOTAL REVENUE	2,987,427	3,876,192	3,867,044	4,649,004	4,649,004	4,649,004
<u>PERSONNEL SERVICES</u>							
215-815-90299	OTHER EMPLOYEE PAYMENTS	-	-	50,000	50,000	50,000	50,000
215-815-90801	FICA	-	-	3,825	3,825	3,825	3,825
215-815-90802	401(K) RETIREMENT	-	-	5,500	5,500	5,500	5,500
215-815-90804	HEALTH INSURANCE	-	900	-	-	-	-
215-815-90808	WORKER'S COMPENSATION	-	-	650	650	650	650
215-815-90809	UNEMPLOYMENT	-	-	1,000	1,000	1,000	1,000
	TOTAL PERSONNEL SERVICES	-	900	60,975	60,975	60,975	60,975
<u>MATERIALS & SERVICES</u>							
215-815-91101	TRAVEL EXPENSE	425	352	500	500	500	500
215-815-91201	MEALS & LODGING	571	579	1,000	1,000	1,000	1,000
215-815-92801	PROFESSIONAL SERVICES	-	1,000	-	-	-	-
215-815-92802	PROFESSIONAL CONFERENCE	1,249	985	2,500	3,000	3,000	3,000
215-815-92901	MEMBERSHIP FEES & DUES	2,403	2,461	2,850	3,000	3,000	3,000
215-815-93901	CONTRACTUAL SERVICES	88,392	147,472	125,000	150,000	150,000	150,000
215-815-93948	UNEMPLOYMENT PAYMENTS	64,655	66,578	65,000	60,000	60,000	60,000
215-815-93949	WORKER'S COMP PAYMENTS	171,479	101,987	200,000	200,000	200,000	200,000
215-815-94102	FURNITURE & EQUIP < \$10,000	4,051	18,929	7,500	15,000	15,000	15,000
215-815-95203	EMPLOYEE TRAINING	-	-	-	10,000	10,000	10,000
215-815-95901	OTHER SUPPLIES	20,219	31,051	28,000	28,000	28,000	28,000
215-815-95906	EARTHQUAKE PREPAREDNESS	-	-	25,000	25,000	25,000	25,000
215-815-95913	ADA WORKPLACE SOLUTIONS	2,623	-	5,000	5,000	5,000	5,000
215-815-95926	SAFETY COMMITTEE	4,256	5,441	6,000	6,000	6,000	6,000
215-815-95936	WORKPLACE SOLUTIONS	1,563	919	1,000	1,500	1,500	1,500
215-815-95938	INSURANCE DEDUCTIBLES	320	494	125,000	125,000	125,000	125,000
215-815-96301	PROPERTY/LIABILITY INSURANCE	1,604	1,978	3,000	3,000	3,000	3,000
	TOTAL MATERIALS & SERVICES	363,809	380,227	597,350	636,000	636,000	636,000
<u>CAPITAL OUTLAY</u>							
215-815-97501	STRUCTURES & IMPROVEMENTS	20,201	239,073	208,000	225,000	225,000	225,000
	TOTAL CAPITAL OUTLAY	20,201	239,073	208,000	225,000	225,000	225,000
215-815-99501	CONTINGENCY	-	-	3,000,719	3,727,029	3,727,029	3,727,029
	TOTAL FUND EXPENDITURES	384,009	620,200	3,867,044	4,649,004	4,649,004	4,649,004
	<i>ENDING BALANCE</i>	<i>2,603,417</i>	<i>3,255,992</i>	<i>-</i>	<i>-</i>	<i>-</i>	<i>-</i>

LINCOLN COUNTY, OREGON
CORNER PRESERVATION FUND (217)
A GENERAL GOVERNMENT PROGRAM

OBJECTIVE: Provide friendly, efficient, professional, land information and interpretation for the people of Lincoln County. Insure compliance with Oregon Revised Statutes Chapters 209 and 672, through review and policy development.

WORK PLAN SUMMARY: Maintain the rectangular survey system for the use and benefit of the public.

REVENUE AND EXPENDITURE SUMMARY

	Actual <u>2013-14</u>	Actual <u>2014-15</u>	Budget <u>2015-16</u>	Proposed <u>2016-17</u>	Approved <u>2016-17</u>	Adopted <u>2016-17</u>
Total Revenues	263,255	299,779	272,424	313,428	313,428	313,428
Personal Services	0	0	33,783	33,483	33,483	33,483
Materials and Services	67,100	77,471	127,100	132,000	132,000	132,000
Capital Outlay	0	35,000	35,000	35,000	35,000	35,000
Contingency	0	45,960	76,541	112,745	112,745	112,745
Total Expenditures	67,100	158,431	272,424	313,228	313,228	313,228

EFFECTIVENESS INDICATORS: Compliance with Oregon Revised Statutes and Bureau of Land Management Manual of Survey Instructions. Meet department objectives. Feedback from Professional Land Surveyors, other agencies, and the public.

INTERRELATIONSHIPS: To respond to request by outside agencies and private citizens. Specific government agencies in which we interact are Bureau of Land Management, United States Forest Service, National Oceanic Atmosphere Administration, United States Geological Service, Oregon State Department of Forestry, Oregon Department of Transportation, and public utilities.

LINCOLN COUNTY
FY 2016-17 ANNUAL BUDGET
Fund: 217 - CORNER PRESERVATION FUND

ACCOUNT #		2013-2014 Actual	2014-2015 Actual	2015-2016 Budget	2016-2017 Proposed Budget	2016-2017 Approved Budget	2016-2017 Adopted Budget
Department: 817 - CORNER PRESERVATION							
<u>REVENUE</u>							
217-817-32361	CORNER PRESERVATION FEES	91,238	102,391	90,000	97,000	97,000	97,000
217-817-36175	INTEREST	1,074	1,233	1,000	1,500	1,500	1,500
217-817-40000	BEGINNING BALANCE	170,943	196,155	181,424	214,928	214,928	214,928
	TOTAL REVENUE	263,255	299,778	272,424	313,428	313,428	313,428
<u>PERSONNEL SERVICES</u>							
217-817-90420	ON CALL EMPLOYEE	-	-	30,000	30,000	30,000	30,000
217-817-90801	FICA	-	-	2,295	2,295	2,295	2,295
217-817-90808	WORKER'S COMPENSATION	-	-	888	588	588	588
217-817-90809	UNEMPLOYMENT	-	-	600	600	600	600
	TOTAL PERSONNEL SERVICES	-	-	33,783	33,483	33,483	33,483
<u>MATERIALS & SERVICES</u>							
217-817-91101	TRAVEL EXPENSE	-	-	1,000	1,000	1,000	1,000
217-817-91201	MEALS & LODGING	-	-	1,000	1,000	1,000	1,000
217-817-91501	POSTAGE	-	-	500	500	500	500
217-817-91601	PRINTING & PUBLICATIONS	-	-	500	500	500	500
217-817-92101	EQUIPMENT REPAIR	-	-	1,000	1,000	1,000	1,000
217-817-92801	PROFESSIONAL SERVICES	-	-	8,000	8,000	8,000	8,000
217-817-92802	PROFESSIONAL CONFERENCE	-	-	1,000	1,000	1,000	1,000
217-817-92901	MEMBERSHIP FEES & DUES	-	-	600	600	600	600
217-817-93901	CONTRACTUAL SERVICES	50,316	74,594	103,000	103,000	103,000	103,000
217-817-94101	OFFICE SUPPLIES	-	-	1,000	1,000	1,000	1,000
217-817-94102	FURNITURE & EQUIP < \$10,000	13,208	-	3,900	9,000	9,000	9,000
217-817-94103	OPERATING SUPPLIES	487	-	1,000	1,000	1,000	1,000
217-817-94210	COPIER SERVICES	77	77	100	100	100	100
217-817-94701	SMALL TOOLS	217	-	1,000	1,000	1,000	1,000
217-817-95201	EDUCATION & LIBRARY	-	-	500	500	500	500
217-817-96601	RENTALS OF SPACE	2,796	2,800	3,000	3,000	3,000	3,000
	TOTAL MATERIALS & SERVICES	67,100	77,471	127,100	132,200	132,200	132,200
<u>CAPITAL OUTLAY</u>							
217-817-98301	MOTOR VEHICLES	-	-	35,000	35,000	35,000	35,000
	TOTAL CAPITAL OUTLAY	-	-	35,000	35,000	35,000	35,000
217-817-99501	CONTINGENCY	-	-	76,541	112,745	112,745	112,745
	TOTAL FUND EXPENDITURES	67,100	77,471	272,424	313,428	313,428	313,428
	<i>ENDING BALANCE</i>	<i>196,155</i>	<i>222,308</i>	<i>-</i>	<i>-</i>	<i>-</i>	<i>-</i>

LINCOLN COUNTY, OREGON

CAPITAL PROJECTS FUND (219)

A GENERAL GOVERNMENT PROGRAM

Objective: This fund accounts for major capital projects and improvements as designated by the County. Generally, separate capital projects will be divided into departments of this fund where they will be accounted for from design to completion.

Work Plan Summary: Three Project Departments are included in the FY 2016-17 budget as follows:

1. Department 100 accounts for the acquisition of a new Health and Human Services facility.
2. Department 400 accounts for improvements to be made to an unimproved parcel to accommodate parking in the area of the County Courthouse
3. Department 700 accounts for the building of a Search and Rescue facility

Other project departments may be added as necessary in the future.

REVENUE AND EXPENDITURE SUMMARY

	Actual <u>2013-14</u>	Actual <u>2014-15</u>	Budget <u>2015-16</u>	Proposed <u>2016-17</u>	Approved <u>2016-17</u>	Adopted <u>2016-17</u>
Total Revenues	3,520,699	4,404,798	2,949,209	2,605,025	2,605,025	2,605,025
Materials and Services	436,897	45,926	161,674	117,500	117,500	117,500
Capital Outlay	694,004	1,709,714	887,535	616,250	616,250	616,250
Contingency	0	0	1,900,000	1,871,275	1,871,275	1,871,275
Total Expenditures	1,130,901	1,755,640	2,949,209	2,605,025	2,605,025	2,605,025

**LINCOLN COUNTY
FY 2016-17 ANNUAL BUDGET
Fund: 219 -CAPITAL PROJECTS FUND**

ACCOUNT #		2013-2014 Actual	2014-2015 Actual	2015-2016 Budget	2016-2017 Proposed Budget	2016-2017 Approved Budget	2016-2017 Adopted Budget
Department: 100 - HHS FACILITY PROJECT							
<u>REVENUE</u>							
219-100-39209	TRANSFER FROM MENTAL HEALTH	-	2,000,000	-	-	-	-
219-100-40000	BEGINNING BALANCE	-	-	2,000,000	1,950,000	1,950,000	1,950,000
	TOTAL REVENUE	-	2,000,000	2,000,000	1,950,000	1,950,000	1,950,000
<u>MATERIALS & SERVICES</u>							
219-100-93901	CONTRACTUAL SERVICES	-	-	100,000	100,000	100,000	100,000
	TOTAL MATERIALS & SERVICES	-	-	100,000	100,000	100,000	100,000
219-100-99501	CONTINGENCY	-	-	1,900,000	1,850,000	1,850,000	1,850,000
	TOTAL DEPARTMENT EXPENDITURES	-	-	2,000,000	1,950,000	1,950,000	1,950,000
Department: 400 - PARKING LOT IMPROVEMENT PROJECT							
<u>REVENUE</u>							
219-400-39100	LOAN PROCEEDS	170,000	-	-	-	-	-
219-400-40000	BEGINNING BALANCE	-	167,906	641,674	501,275	501,275	501,275
	TOTAL REVENUE	170,000	167,906	641,674	501,275	501,275	501,275
<u>MATERIALS & SERVICES</u>							
219-400-92905	BUILDING PERMITS/FEES	-	-	5,000	5,000	5,000	5,000
219-400-93901	CONTRACTUAL SERVICES	2,094	14,555	31,674	-	-	-
	TOTAL MATERIALS & SERVICES	2,094	14,555	36,674	5,000	5,000	5,000
<u>CAPITAL OUTLAY</u>							
219-400-97101	PROPERTY PURCHASE	-	-	250,000	250,000	250,000	250,000
219-400-97501	STRUCTURES & IMPROVEMENTS	-	-	355,000	225,000	225,000	225,000
	TOTAL CAPITAL OUTLAY	-	-	605,000	475,000	475,000	475,000
219-400-99501	CONTINGENCY	-	-	-	21,275	21,275	21,275
	TOTAL DEPARTMENT EXPENDITURES	2,094	14,555	641,674	501,275	501,275	501,275
Department: 700 - SAR BUILDING							
<u>REVENUE</u>							
219-700-39101	TRANSFER FROM GENERAL FUND	-	-	57,535	-	-	-
219-700-39213	TRANSFER FROM TITLE III FUND	-	-	250,000	-	-	-
219-700-4000	BEGINNING BALANCE	-	-	-	153,750	153,750	153,750
	TOTAL REVENUE	-	-	307,535	153,750	153,750	153,750
<u>MATERIALS & SERVICES</u>							
219-700-93901	CONTRACTUAL SERVICES	-	-	25,000	12,500	12,500	12,500
	TOTAL MATERIALS & SERVICES	-	-	25,000	12,500	12,500	12,500
<u>CAPITAL OUTLAY</u>							
219-700-97501	STRUCTURES & IMPROVEMENTS	-	-	282,535	141,250	141,250	141,250
	TOTAL CAPITAL OUTLAY	-	-	282,535	141,250	141,250	141,250
	TOTAL DEPARTMENT EXPENDITURES	-	-	307,535	153,750	153,750	153,750

LINCOLN COUNTY
FY 2016-17 ANNUAL BUDGET
Fund: 219 -CAPITAL PROJECTS FUND

ACCOUNT #		2013-2014 Actual	2014-2015 Actual	2015-2016 Budget	2016-2017 Proposed Budget	2016-2017 Approved Budget	2016-2017 Adopted Budget
Department: 200 - NYE STREET REMODEL PROJECT (CLOSED)							
<u>REVENUE</u>							
219-200-33602	HRSA IFI GRANT	500,000	-	-	-	-	-
219-200-39100	LOAN PROCEEDS	255,000	-	-	-	-	-
219-200-39101	TRANSFER FROM GENERAL FUND	5,000	-	-	-	-	-
219-200-39208	TRANSFER FROM HHS	245,699	-	-	-	-	-
	TOTAL REVENUE	1,005,699	-	-	-	-	-
<u>MATERIALS & SERVICES</u>							
219-200-93901	CONTRACTUAL SERVICES	160,303	-	-	-	-	-
219-200-94102	FURNITURE & EQUIP < \$10,000	18,014	-	-	-	-	-
219-200-95901	OTHER SUPPLIES	3,188	-	-	-	-	-
	TOTAL MATERIALS & SERVICES	181,505	-	-	-	-	-
<u>CAPITAL OUTLAY</u>							
219-200-97501	STRUCTURES & IMPROVEMENTS	599,959	-	-	-	-	-
219-200-98101	FURNITURE & FIXTURES	79,045	-	-	-	-	-
	TOTAL CAPITAL OUTLAY	679,004	-	-	-	-	-
	TOTAL DEPARTMENT EXPENDITURES	860,509	-	-	-	-	-
Department: 300 - EXTENSION DISTRICT BLDG RENOVATION (CLOSED)							
<u>REVENUE</u>							
219-300-39100	LOAN PROCEEDS	1,255,000	-	-	-	-	-
219-300-40000	BEGINNING BALANCE	-	1,371,892	-	-	-	-
	TOTAL REVENUE	1,255,000	1,371,892	-	-	-	-
<u>MATERIALS & SERVICES</u>							
219-300-92905	BUILDING PERMITS/FEES	6,030	1,632	-	-	-	-
219-300-93901	CONTRACTUAL SERVICES	22,315	26,360	-	-	-	-
219-300-94102	FURNITURE & EQUIP <\$10,000	-	3,379	-	-	-	-
	TOTAL MATERIALS & SERVICES	28,345	31,371	-	-	-	-
<u>CAPITAL OUTLAY</u>							
219-300-97501	STRUCTURES & IMPROVEMENTS	-	1,659,835	-	-	-	-
	TOTAL CAPITAL OUTLAY	-	1,659,835	-	-	-	-
	TOTAL DEPARTMENT EXPENDITURES	28,345	1,691,206	-	-	-	-

**LINCOLN COUNTY
FY 2016-17 ANNUAL BUDGET
Fund: 219 -CAPITAL PROJECTS FUND**

ACCOUNT #		2013-2014 Actual	2014-2015 Actual	2015-2016 Budget	2016-2017 Proposed Budget	2016-2017 Approved Budget	2016-2017 Adopted Budget
Department: 500 - A & T SOFTWARE PROJECT (CLOSED)							
<u>REVENUE</u>							
219-500-39100	LOAN PROCEEDS	865,000	-	-	-	-	-
219-500-40000	BEGINNING BALANCE	-	850,000	-	-	-	-
	TOTAL REVENUE	865,000	850,000	-	-	-	-
<u>CAPITAL OUTLAY</u>							
219-500-98201	EQUIPMENT	15,000	39,979	-	-	-	-
219-500-98826	SOFTWARE LICENSE PURCHASE	-	9,900	-	-	-	-
	TOTAL CAPITAL OUTLAY	15,000	49,879	-	-	-	-
	TOTAL DEPARTMENT EXPENDITURES	15,000	49,879	-	-	-	-
Department: 600 - SIMULCAST CHANNELS (CLOSED)							
<u>REVENUE</u>							
219-600-39100	LOAN PROCEEDS	225,000	-	-	-	-	-
	TOTAL REVENUE	225,000	-	-	-	-	-
<u>CAPITAL OUTLAY</u>							
219-600-97501	STRUCTURES & IMPROVEMENTS	224,954	-	-	-	-	-
	TOTAL CAPITAL OUTLAY	224,954	-	-	-	-	-
	TOTAL DEPARTMENT EXPENDITURES	224,954	-	-	-	-	-
	<i>TOTAL FUND REVENUE</i>	<i>3,520,699</i>	<i>4,389,798</i>	<i>2,949,209</i>	<i>2,605,025</i>	<i>2,605,025</i>	<i>2,605,025</i>
	<i>TOTAL FUND EXPENSE</i>	<i>1,130,901</i>	<i>1,755,640</i>	<i>2,949,209</i>	<i>2,605,025</i>	<i>2,605,025</i>	<i>2,605,025</i>
	<i>ENDING BALANCE</i>	<i>2,389,798</i>	<i>2,634,158</i>	<i>-</i>	<i>-</i>	<i>-</i>	<i>-</i>

LINCOLN COUNTY, OREGON
RADIO COMMUNICATIONS SYSTEMS FUND (291)
A PUBLIC SAFETY PROGRAM

OBJECTIVE: To establish a cost center for County Public Safety Communications and facilitate the management and maintenance of the County’s communication infrastructure.

WORK PLAN SUMMARY: To collect rental and other fees from users of the County’s Public Safety Communication infrastructure and provide for maintenance and expansion of the system.

REVENUE AND EXPENDITURE SUMMARY

	Actual	Actual	Budget	Proposed	Approved	Adopted
	<u>2013-14</u>	<u>2014-15</u>	<u>2015-16</u>	<u>2016-17</u>	<u>2016-17</u>	<u>2016-17</u>
Total Revenues	51,006	46,981	115,110	232,215	232,215	232,215
Materials and Services	87,567	184,870	122,700	137,640	137,640	137,640
Contingency	0	0	0	94,575	94,575	94,575
Total Expenditures	87,567	184,870	122,700	232,215	232,215	232,215

EFFECTIVENESS INDICATORS: We will know we’re successful in this area when all of the Core Objectives identified in our Strategic Plan are true statements. Please refer to your Sheriff’s Office website at http://www.co.lincoln.or.us/sites/default/files/fileattachments/sheriff039s_office/page/1895/strategic_plan.pdf to review our strategic plan.

INTERRELATIONSHIPS: Responsible to the electorate. Works closely with local police agencies and state police. Works with other county, state and federal enforcement and regulatory agencies and other public entities. Cooperates with other elected County officials and department heads.

NOTE: This department was part of the General Fund from 2013-14 to 2015-2016.

LINCOLN COUNTY
FY 2016-17 ANNUAL BUDGET
Fund: 291 - RADIO COMMUNICATIONS SYSTEMS FUND

		2013-2014	2014-2015	2015-2016	2016-2017	2016-2017	2016-2017
		Actual	Actual	Budget	Proposed	Approved	Adopted
					Budget	Budget	Budget
Department: 291 - PUBLIC SAFETY COMMUNICATIONS							
<u>REVENUE</u>							
291-291-34171	AGENCY COST SHARING	-	-	-	69,733	69,733	69,733
291-291-34610	OTTER CREST COMMUNICATIONS RENT	-	-	-	32,000	32,000	32,000
291-291-34620	CAPE PERPETUA COMMUNICATIONS RENT	-	-	-	14,000	14,000	14,000
291-291-39101	TRANSFER FROM GENERAL FUND	-	-	-	95,630	95,630	95,630
291-291-39201	TRANSFER FROM ROAD FUND	-	-	-	20,852	20,852	20,852
TOTAL REVENUE		-	-	-	232,215	232,215	232,215
<u>MATERIALS & SERVICES</u>							
291-291-92001	UTILITIES	-	-	-	4,700	4,700	4,700
291-291-92101	GENERAL MAINT & EQUIPMENT REPAIR	-	-	-	14,000	14,000	14,000
291-291-93202	DISPATCH CONNECTION	-	-	-	19,300	19,300	19,300
291-291-93931	SIMULCAST/MICROWAVE MAINT CONTRACT	-	-	-	29,640	29,640	29,640
291-291-96601	RENTALS OF SPACE	-	-	-	70,000	70,000	70,000
TOTAL MATERIALS & SERVICES		-	-	-	137,640	137,640	137,640
291-291-99501	CONTINGENCY	-	-	-	94,575	94,575	94,575
TOTAL FUND EXPENDITURES		-	-	-	232,215	232,215	232,215

LINCOLN COUNTY, OREGON

DUII FUND (601)

A PUBLIC SAFETY PROGRAM

OBJECTIVE: To comply with the legal provisions concerning the expenditure of funds through civil forfeiture (specifically DUII) proceedings.

WORK PLAN SUMMARY: Funds not impacted by the mandates of Ballot Measure 3 (Or. Const, Art XV, Sec 10), 2001 OR Laws, Ch 780, Sec 14 (ORS 475A.120 (2001)), 2001 Or Laws Ch 780, Sec 25(note following ORS 475A.160), and any as yet un-enacted ordinances that authorizes residual fund uses in accordance with Measure 3 and Sec 25(2) are included in this fund. The monies can pay for a broader range of activities.

REVENUE AND EXPENDITURE SUMMARY

	Actual	Actual	Budget	Proposed	Approved	Adopted
	<u>2013-14</u>	<u>2014-15</u>	<u>2015-16</u>	<u>2016-17</u>	<u>2016-17</u>	<u>2016-17</u>
Total Revenues	10,118	14,747	18,092	17,452	17,452	17,452
Materials and Services	543	0	15,000	15,000	15,000	15,000
Contingency	0	0	3,092	2,452	2,452	2,452
Total Expenditures	543	0	18,092	17,452	17,452	17,452

EFFECTIVENESS INDICATORS: Compliance with voter approved and legislatively enacted legal mandates.

INTERRELATIONSHIPS: Sheriff's and District Attorney's Offices.

**LINCOLN COUNTY
FY 2016-17 ANNUAL BUDGET**

Fund: 601 - DUII FUND

ACCOUNT #	2013-2014 Actual	2014-2015 Actual	2015-2016 Budget	2016-2017 Proposed Budget	2016-2017 Approved Budget	2016-2017 Adopted Budget
Department: 520 - DUII						
<u>REVENUE</u>						
601-520-32755 FEES & SALES	5,306	5,097	4,500	1,500	1,500	1,500
601-520-36175 INTEREST	28	76	35	75	75	75
601-520-40000 BEGINNING BALANCE	4,783	9,575	13,557	15,877	15,877	15,877
TOTAL REVENUE	10,118	14,747	18,092	17,452	17,452	17,452
<u>MATERIALS & SERVICES</u>						
601-520-93901 CONTRACTUAL SERVICES	543	-	15,000	15,000	15,000	15,000
TOTAL MATERIALS & SERVICES	543	-	15,000	15,000	15,000	15,000
601-520-99501 CONTINGENCY	-	-	3,092	2,452	2,452	2,452
TOTAL FUND EXPENDITURES	543	-	18,092	17,452	17,452	17,452
<i>ENDING BALANCE</i>	9,575	14,747	-	-	-	-

LINCOLN COUNTY, OREGON

AGATE BEACH DISPOSAL SITE CLOSURE (603)

A COMMUNITY SERVICES PROGRAM

OBJECTIVE: To fund Lincoln County’s share of the post-closure obligations at the closed Agate Beach Landfill through the projected 30-year closure permit period.

WORK PLAN SUMMARY: Through the intergovernmental agreement forming the Lincoln County Consortium for Solid Waste Management (Solid Waste Consortium), the county participated in operating, closing and now post-closure operation and monitoring of the Agate Beach Landfill. A surcharge on waste disposal funds these obligations, which under an Oregon Department of Environment Quality (DEQ) permit are expected to last for 30 years from the date of closure in 1997. Includes charges for services related to obligations.

REVENUE AND EXPENDITURE SUMMARY

	Actual <u>2013-14</u>	Actual <u>2014-15</u>	Budget <u>2015-16</u>	Proposed <u>2016-17</u>	Approved <u>2016-17</u>	Adopted <u>2016-17</u>
Total Revenues	721,823	712,893	700,721	700,482	700,482	700,482
Materials and Services	19,578	16,311	695,721	685,482	685,482	685,482
Capital Outlay	0	0	5,000	15,000	15,000	15,000
Total Expenditures	19,578	16,311	700,721	700,482	700,482	700,482

EFFECTIVENESS INDICATORS: Post-closure operational and monitoring activities in compliance with the DEQ closure permit.

INTERRELATIONSHIPS: Solid Waste Consortium which consists of: Lincoln County and the Cities of Depoe Bay, Lincoln City, Newport, Siletz and Toledo; Oregon DEQ; County Solid Waste Administrator and Lincoln County Solid Waste Disposal District.

LINCOLN COUNTY
FY 2016-17 ANNUAL BUDGET
Fund: 603 - AGATE BEACH DISPOSAL SITE CLOSURE FUND

ACCOUNT #	2013-2014 Actual	2014-2015 Actual	2015-2016 Budget	2016-2017 Proposed Budget	2016-2017 Approved Budget	2016-2017 Adopted Budget
Department: 530 - AGATE BEACH DISPOSAL SITE CLOSURE						
<u>REVENUE</u>						
603-530-32769 SURCHARGE - SOLID WASTE	-	579	-	5,200	5,200	5,200
603-530-33769 SURCHARGE - SOLID WASTE	6,388	6,247	6,000			
603-530-36175 INTEREST	3,654	3,821	3,300	3,500	3,500	3,500
603-530-40000 BEGINNING BALANCE	711,781	702,245	691,421	691,782	691,782	691,782
TOTAL REVENUE	721,823	712,893	700,721	700,482	700,482	700,482
<u>MATERIALS & SERVICES</u>						
603-530-93901 CONTRACTUAL SERVICES	19,578	16,311	695,721	685,482	685,482	685,482
TOTAL MATERIALS & SERVICES	19,578	16,311	695,721	685,482	685,482	685,482
<u>CAPITAL OUTLAY</u>						
603-530-97504 POST CLOSURE PROJECTS	-	-	5,000	15,000	15,000	15,000
TOTAL CAPITAL OUTLAY	-	-	5,000	15,000	15,000	15,000
TOTAL FUND EXPENDITURES	19,578	16,311	700,721	700,482	700,482	700,482
<i>ENDING BALANCE</i>	<i>702,245</i>	<i>696,582</i>	<i>-</i>	<i>-</i>	<i>-</i>	<i>-</i>

LINCOLN COUNTY, OREGON

FAIR FACILITIES (COUNTY COMMONS) FUND (607)

A COMMUNITY SERVICES PROGRAM

OBJECTIVE: To fund improvements to Fair facilities through transient room tax revenue designated for this purpose.

WORK PLAN SUMMARY: As determined by the County Commissioners with input from the Community and Fair Board.

REVENUE AND EXPENDITURE SUMMARY

	Actual	Actual	Budget	Proposed	Approved	Adopted
	<u>2013-14</u>	<u>2014-15</u>	<u>2015-16</u>	<u>2016-17</u>	<u>2016-17</u>	<u>2016-17</u>
Total Revenues	1,211,741	1,376,196	1,570,562	1,807,509	1,807,509	1,807,509
Materials and Services	70,952	10,723	151,000	152,500	152,500	152,500
Capital Outlay	18,728	0	750,000	1,655,009	1,655,009	1,655,009
Transfers	0	15,000	25,000	0	0	0
Contingency	0	0	644,562	0	0	0
Total Expenditures	89,680	25,723	1,570,562	1,807,509	1,807,509	1,807,509

LINCOLN COUNTY
FY 2016-17 ANNUAL BUDGET
Fund: 607 - FAIR FACILITIES (COUNTY COMMONS FACILITIES) FUND

ACCOUNT #		2013-2014 Actual	2014-2015 Actual	2015-2016 Budget	2016-2017 Proposed Budget	2016-2017 Approved Budget	2016-2017 Adopted Budget
Department: 850 - FAIR (COUNTY COMMONS) FACILITIES							
<u>REVENUE</u>							
607-850-31601	TRANSIENT ROOM TAX - FAIR FACILITIES	236,676	247,472	240,000	270,000	270,000	270,000
607-850-36175	INTEREST	5,471	6,662	3,500	7,500	7,500	7,500
607-850-40000	BEGINNING BALANCE	969,594	1,122,062	1,327,062	1,530,009	1,530,009	1,530,009
	TOTAL REVENUE	1,211,741	1,376,196	1,570,562	1,807,509	1,807,509	1,807,509
<u>MATERIALS & SERVICES</u>							
607-850-93901	CONTRACTUAL SERVICES	62,354	9,852	150,000	150,000	150,000	150,000
607-850-95901	OTHER SUPPLIES	8,598	871	1,000	2,500	2,500	2,500
	TOTAL MATERIALS & SERVICES	70,952	10,723	151,000	152,500	152,500	152,500
<u>CAPITAL OUTLAY</u>							
607-850-97501	STRUCTURES & IMPROVEMENTS	7,224	-	750,000	1,655,009	1,655,009	1,655,009
607-850-98201	EQUIPMENT	11,504	-	-	-	-	-
	TOTAL CAPITAL OUTLAY	18,728	-	750,000	1,655,009	1,655,009	1,655,009
<u>TRANSFERS</u>							
607-850-99102	TRANSFER TO GENERAL FUND	-	15,000	25,000	-	-	-
	TOTAL TRANSFERS	-	15,000	25,000	-	-	-
607-850-99501	CONTINGENCY	-	-	644,562	-	-	-
	TOTAL FUND EXPENDITURES	89,679	25,723	1,570,562	1,807,509	1,807,509	1,807,509
	<i>ENDING BALANCE</i>	<i>1,122,062</i>	<i>1,350,473</i>	<i>-</i>	<i>-</i>	<i>-</i>	<i>-</i>

CLOSED FUNDS

LINCOLN COUNTY
FY 2016-17 ANNUAL BUDGET
Fund: 202- COUNTY SCHOOL PASS-THROUGH FUND (CLOSED)

ACCOUNT #		2013-2014 Actual	2014-2015 Actual	2015-2016 Budget	2016-2017 Proposed Budget	2016-2017 Approved Budget	2016-2017 Adopted Budget
Department: 802 - COUNTY SCHOOL PASS THROUGH							
<u>REVENUE</u>							
202-802-31310	ELECTRIC COOPERATIVE TAX	35,150	36,541	36,500	-	-	-
202-802-33250	FEDERAL FORESTRY SALES	354,359	346,591	36,000	-	-	-
202-802-33510	STATE FORESTRY SALES DISTR	90,071	326,430	265,000	-	-	-
202-802-36175	INTEREST	295	262	25	-	-	-
202-802-40000	BEGINNING BALANCE	-	67,032	-	-	-	-
	TOTAL REVENUE	479,874	776,856	337,525	-	-	-
<u>MATERIALS & SERVICES</u>							
202-802-95914	SCHOOL DISTRICT PASS-THROUGH	412,843	387,854	337,525	-	-	-
	TOTAL MATERIALS & SERVICES	412,843	387,854	337,525	-	-	-
	TOTAL FUND EXPENDITURES	412,843	387,854	337,525	-	-	-
	<i>ENDING BALANCE</i>	<i>67,032</i>	<i>389,002</i>	<i>-</i>	<i>-</i>	<i>-</i>	<i>-</i>

**LINCOLN COUNTY
 FY 2016-17 ANNUAL BUDGET
 Fund: 211- ENFORCEMENT FUND (CLOSED)**

ACCOUNT #		2013-2014 Actual	2014-2015 Actual	2015-2016 Budget	2016-2017 Proposed Budget	2016-2017 Approved Budget	2016-2017 Adopted Budget
Department: 811 - ENFORCEMENT							
<u>REVENUE</u>							
211-811-36175	INTEREST	1	-	-	-	-	-
211-811-40000	BEGINNING BALANCE	191	-	-	-	-	-
	TOTAL REVENUE	192	-	-	-	-	-
<u>TRANSFERS</u>							
211-811-99201	TRANSFER TO GENERAL FUND	192	-	-	-	-	-
	TOTAL TRANSFERS	192	-	-	-	-	-
	TOTAL FUND EXPENDITURES	192	-	-	-	-	-
	<i>ENDING BALANCE</i>	-	-	-	-	-	-

LINCOLN COUNTY
FY 2016-17 ANNUAL BUDGET
Fund: 214 - BUILDING RESERVE FUND (CLOSED)

ACCOUNT #	2013-2014 Actual	2014-2015 Actual	2015-2016 Budget	2016-2017 Proposed Budget	2016-2017 Approved Budget	2016-2017 Adopted Budget
Department: 801 - BUILDING RESERVE						
<u>REVENUE</u>						
214-801-40000 BEGINNING BALANCE	5	5	5	-	-	-
TOTAL REVENUE	5	5	5	-	-	-
<u>TRANSFERS</u>						
214-801-99102 TRANSFER TO GENERAL FUND	-	-	5	-	-	-
TOTAL TRANSFERS	-	-	5	-	-	-
TOTAL FUND EXPENDITURES	-	-	5	-	-	-
<i>ENDING BALANCE</i>	5	5	-	-	-	-



**LINCOLN COUNTY TRANSPORTATION SERVICE DISTRICT
FY 2016-17
BUDGET MESSAGE**

This budget portrays the expected financial performance of the Lincoln County Transportation Service District (District) for fiscal year 2016-17, and shows the operations of the District. The District formed in May 1996 as approved by voters in the general election. A tax rate of \$0.0974/\$1,000 of assessed value was approved in the November 1996 general election. In conformance with Oregon Revised Statutes, Chapter 294, this budget is balanced between its revenue and expenditures. The District is budgeted using the modified accrual basis of accounting, recording revenues at the time they become measurable and available to finance expenditures of the current period and recording expenditures at the time liabilities are incurred. Significant revenues include property taxes and federal and state grants. There are no major changes in financial policies anticipated in this fiscal year.

The District is organized into one general operating fund appropriated by the categories of personnel services, materials and services, capital outlay, contingency, and ending balance. The 2016-17 budget is \$681,939 more than the prior year's budget. The increase, 15% over the current budget, stems from an increase in planned capital expenditures.

The fund's contingency is estimated at \$337,691 for the 2016-17 year. With the reserve for future years of \$643,361 and a compensated absence reserve of \$413,098, the District's ending balance is estimated at \$1,056,459. This amount is 20.7% of the total fund.

Janice Riessbeck
Budget Officer

LINCOLN COUNTY TRANSPORTATION SERVICE DISTRICT

A COMMUNITY SERVICES PROGRAM

(FUND 204)

OBJECTIVE: To provide a comprehensive transportation program for Lincoln County. Services will include a scheduled stop bus system along the Highway 101 corridor, outlying cities and communities, and ancillary feeder lines available to all residents of the County. In 1996, the Transit Fund was established and incorporated the additional city services, commonly known as “dial-a-ride”, which are aimed at providing a transportation program for the general public and senior and disabled members of the County, enabling them to obtain medical and other services.

REVENUE AND EXPENDITURE SUMMARY

	Actual <u>2013-14</u>	Actual <u>2014-15</u>	Budget <u>2015-16</u>	Proposed <u>2016-17</u>	Approved <u>2016-17</u>	Adopted <u>2016-17</u>
Total Revenues	4,098,372	4,642,644	4,415,165	5,099,104	5,099,104	5,099,104
Total Personal Services	1,206,680	1,122,723	1,489,934	1,552,347	1,552,347	1,552,347
Total Materials & Services	623,996	630,918	833,900	895,007	895,007	895,007
Total Capital Outlay	108,139	474,212	693,400	1,257,600	1,257,600	1,257,600
Contingency	348,000	0	337,691	337,691	337,691	337,691
Ending Balance	913,098	913,098	1,060,240	1,056,459	1,056,459	1,056,459
Total Expenditures	3,199,913	3,140,951	4,415,165	5,099,104	5,099,104	5,099,104
Full-Time Positions	20.00	20.00	20.00	20.00	20.00	20.00

EFFECTIVENESS INDICATORS: Provide 175,000 riders with 290,000 trips in a safe and timely manner.

LINCOLN COUNTY
FY 2016-17 ANNUAL BUDGET
Fund: 204 - TRANSPORTATION DISTRICT FUND

		2013-2014	2014-2015	2015-2016	2016-2017	2016-2017	2016-2017
		Actual	Actual	Budget	Proposed	Approved	Adopted
					Budget	Budget	Budget
FUND SUMMARY							
REVENUE							
31XXX	TAXES	607,850	643,407	605,000	640,000	640,000	640,000
33XXX	INTERGOVERNMENTAL	755,737	1,208,902	944,604	1,450,809	1,450,809	1,450,809
34XXX	CHARGES FOR SERVICES	656,988	616,850	619,500	613,172	613,172	613,172
36XXX	MISCELLANEOUS	27,131	19,877	15,000	28,000	28,000	28,000
4000X	BEGINNING BALANCE	2,056,861	2,160,042	2,233,061	2,367,123	2,367,123	2,367,123
	TOTAL REVENUE	4,104,568	4,649,078	4,417,165	5,099,104	5,099,104	5,099,104
EXPENDITURES							
	PERSONNEL SERVICES	1,206,679	1,122,723	1,489,934	1,552,347	1,552,347	1,552,347
	MATERIALS & SERVICES	629,707	637,352	835,900	895,007	895,007	895,007
	CAPITAL OUTLAY	108,139	474,212	693,400	1,257,600	1,257,600	1,257,600
	CONTINGENCY	-	-	337,691	337,691	337,691	337,691
	TOTAL EXPENDITURES	1,944,526	2,234,287	3,356,925	4,042,645	4,042,645	4,042,645
	ENDING BALANCE	2,160,042	2,414,791	1,060,240	1,056,459	1,056,459	1,056,459
TOTAL # FTE: 20.00							
EXPENDITURES BY DEPARTMENT							
115	TRANSIT OPERATIONS	1,938,814	2,227,853	3,017,234	3,704,954	3,704,954	3,704,954
116	SPECIAL GRANT (CLOSED)	5,712	6,434	2,000	-	-	-
115	CONTINGENCY	-	-	337,691	337,691	337,691	337,691
115	ENDING BALANCE	-	-	1,060,240	1,056,459	1,056,459	1,056,459
	TOTAL EXPENDITURES	1,944,526	2,234,287	4,417,165	5,099,104	5,099,104	5,099,104

LINCOLN COUNTY
FY 2016-17 ANNUAL BUDGET
Fund: 204 - TRANSPORTATION DISTRICT FUND

ACCOUNT #	# FTE		2013-2014 Actual	2014-2015 Actual	2015-2016 Budget	2016-2017 Proposed Budget	2016-2017 Approved Budget	2016-2017 Adopted Budget
Department: 115 - TRANSIT ADMINISTRATION								
REVENUE								
204-115-31110		CURRENT YEAR PROPERTY TAX	586,096	620,570	585,000	620,000	620,000	620,000
204-115-31120		PRIOR YEAR PROPERTY TAX	21,754	22,755	20,000	20,000	20,000	20,000
204-115-31210		LAND SALE DISTRIBUTIONS	-	82	-	-	-	-
204-115-33107		5311 OPERATING FUNDS	444,416	497,746	527,611	527,611	527,611	527,611
204-115-33108		5310 CAPITAL GRANTS	20,161	380,695	205,398	410,198	410,198	410,198
204-115-33510		STATE FORESTRY SALES DISTR	2,636	9,498	-	-	-	-
204-115-33771		FEDERAL CAPITAL GRANT	-	56,430	-	306,000	306,000	306,000
204-115-33780		STATE STF TRANSFER	81,284	191,728	139,595	141,000	141,000	141,000
204-115-33782		STATE EMPLOYEE ASSESSMENTS	86,917	66,371	70,000	66,000	66,000	66,000
204-115-33785		US DEPT OF ENERGY	114,127	-	-	-	-	-
204-115-34940		TRANSIT FEES	135,547	145,969	150,000	145,000	145,000	145,000
204-115-34941		AGENCY PASSES	80,374	91,209	90,000	84,000	84,000	84,000
204-115-34942		NEWPORT SERVICES	90,000	90,000	90,000	90,000	90,000	90,000
204-115-34943		LINCOLN CITY SERVICES	28,000	29,000	29,000	33,000	33,000	33,000
204-115-34944		TRIBAL SERVICE FEES	320,922	260,672	260,000	260,672	260,672	260,672
204-115-34990		OTHER CHARGES FOR SERVICE	2,145	-	500	500	500	500
204-115-36175		INTEREST	10,442	12,174	10,000	10,000	10,000	10,000
204-115-36177		VEHICLE ADVERTISING	7,700	-	-	10,000	10,000	10,000
204-115-36650		REFUNDS & REIMBURSEMENTS	1,047	1,644	2,000	1,000	1,000	1,000
204-115-36990		MISCELLANEOUS	7,941	6,058	3,000	7,000	7,000	7,000
204-115-40000		BEGINNING BALANCE	2,056,861	2,160,042	2,233,061	2,367,123	2,367,123	2,367,123
		TOTAL REVENUE	4,098,372	4,642,644	4,415,165	5,099,104	5,099,104	5,099,104
PERSONNEL SERVICES								
204-115-90201	1.00	DIRECTOR	81,138	83,184	92,078	96,555	96,555	96,555
204-115-90229	2.00	OPERATIONS SUPERVISOR	113,154	116,052	121,033	126,850	126,850	126,850
204-115-90317	15.00	TRANSIT BUS DRIVER	409,951	402,131	525,417	547,744	547,744	547,744
204-115-90325	2.00	TRANSIT DISPATCHER	94,136	73,435	70,853	70,444	70,444	70,444
204-115-90420		ON CALL EMPLOYEE	116,664	109,887	90,000	90,000	90,000	90,000
204-115-90501		OVERTIME	19,596	15,910	40,000	40,000	40,000	40,000
204-115-90504		COMP TIME PAY OFF	-	-	3,000	3,000	3,000	3,000
204-115-90603		TELEPHONE STIPEND	1,680	1,680	2,520	2,520	2,520	2,520
204-115-90801		FICA	62,337	62,893	72,285	74,749	74,749	74,749
204-115-90802		401(K) RETIREMENT	79,852	79,902	94,039	97,582	97,582	97,582
204-115-90804		HEALTH INSURANCE	120,051	77,010	216,252	248,317	248,317	248,317
204-115-90805		DENTAL INSURANCE	21,725	16,094	30,921	33,545	33,545	33,545
204-115-90806		LIFE INSURANCE	980	971	1,440	1,440	1,440	1,440
204-115-90807		LTD INSURANCE	2,927	3,073	8,301	8,630	8,630	8,630
204-115-90808		WORKER'S COMPENSATION	49,061	49,554	59,786	52,025	52,025	52,025
204-115-90809		UNEMPLOYMENT	8,723	8,428	9,449	4,886	4,886	4,886
204-115-90810		PEHP	1,560	1,625	1,560	1,560	1,560	1,560
204-115-90812		HEALTH SAVINGS ACCOUNT	23,145	20,895	51,000	52,500	52,500	52,500
20.00		TOTAL PERSONNEL SERVICES	1,206,679	1,122,723	1,489,934	1,552,347	1,552,347	1,552,347
MATERIALS & SERVICES								
204-115-91101		TRAVEL EXPENSE	3,931	3,958	7,500	7,500	7,500	7,500
204-115-91102		FLEET SERVICES	333,210	374,129	426,000	390,000	390,000	390,000
204-115-91201		MEALS & LODGING	3,347	2,193	6,000	6,000	6,000	6,000
204-115-91401		TELEPHONE	3,660	3,462	5,000	5,000	5,000	5,000
204-115-91501		POSTAGE	226	230	500	500	500	500
204-115-91601		PRINTING & PUBLICATIONS	6,293	10,227	25,000	25,000	25,000	25,000
204-115-92101		EQUIPMENT REPAIR	-	-	4,000	4,000	4,000	4,000
204-115-92801		PROFESSIONAL SERVICES	475	75	5,000	5,000	5,000	5,000
204-115-92802		PROFESSIONAL CONFERENCE	-	-	3,000	3,000	3,000	3,000
204-115-92803		AUDIT EXPENSE	4,840	5,070	5,500	5,500	5,500	5,500
204-115-92807		DOCTORS/EXAMS	1,204	2,045	3,000	3,000	3,000	3,000
204-115-92901		MEMBERSHIP FEES & DUES	1,590	1,595	2,500	3,000	3,000	3,000
204-115-93301		MAINTENANCE AGREEMENTS	2,062	-	3,000	3,000	3,000	3,000
204-115-93814		SENIOR COMPANION PROGRAM	-	-	-	4,000	4,000	4,000
204-115-93901		CONTRACTUAL SERVICES	82,328	15,253	70,000	150,000	150,000	150,000
204-115-93947		TILLAMOOK CONNECTION	19,042	29,371	45,000	48,500	48,500	48,500
204-115-94101		OFFICE SUPPLIES	1,017	3,193	3,500	3,500	3,500	3,500
204-115-94102		FURNITURE & EQUIP < \$10,000	3,250	3,759	10,000	10,000	10,000	10,000
204-115-95102		MEDICAL SUPPLIES	-	-	500	500	500	500
204-115-95202		CONTINUING EDUCATION	620	90	2,500	2,500	2,500	2,500
204-115-95901		OTHER SUPPLIES	2,511	2,923	16,000	16,000	16,000	16,000

LINCOLN COUNTY
FY 2016-17 ANNUAL BUDGET
Fund: 204 - TRANSPORTATION DISTRICT FUND

ACCOUNT #	# FTE		2013-2014	2014-2015	2015-2016	2016-2017	2016-2017	2016-2017
			Actual	Actual	Budget	Proposed Budget	Approved Budget	Adopted Budget
204-115-96301		PROPERTY/LIABILITY INSURANCE	1,112	7,934	5,000	5,000	5,000	5,000
204-115-96302		VEHICLE INSURANCE	18,714	25,361	28,000	37,107	37,107	37,107
204-115-96601		RENTALS OF SPACE	2,400	2,400	2,400	2,400	2,400	2,400
204-115-96901		INDIRECT COST ALLOCATION	129,960	137,652	150,000	150,000	150,000	150,000
204-115-96902		ROAD BILLABLE COSTS	2,202	-	5,000	5,000	5,000	5,000
		TOTAL MATERIALS & SERVICES	623,996	630,918	833,900	895,007	895,007	895,007
		<u>CAPITAL OUTLAY</u>						
204-115-98201		EQUIPMENT	-	34,670	90,000	-	-	-
204-115-98301		MOTOR VEHICLES	108,139	439,542	573,000	1,137,600	1,137,600	1,137,600
204-115-98302		BUS STOP SIGNAGE & EQUIPMENT	-	-	30,400	120,000	120,000	120,000
		TOTAL CAPITAL OUTLAY	108,139	474,212	693,400	1,257,600	1,257,600	1,257,600
204-115-99501		CONTINGENCY	-	-	337,691	337,691	337,691	337,691
		<u>ENDING BALANCE</u>						
204-115-99601		RESERVE FOR FUTURE EXPENSES	-	-	647,142	643,361	643,361	643,361
204-115-99603		COMPENSATED ABSENCES	-	-	413,098	413,098	413,098	413,098
		TOTAL ENDING BALANCE	-	-	1,060,240	1,056,459	1,056,459	1,056,459
		TOTAL DEPARTMENT EXPENSE	1,938,814	2,227,853	4,077,474	4,761,413	4,761,413	4,761,413
Department: 116 - SPECIAL TRANSPORTATION GRANT (CLOSED)								
		<u>REVENUE</u>						
204-116-33766		STATE GRANT	6,196	6,434	2,000	-	-	-
		TOTAL REVENUE	6,196	6,434	2,000	-	-	-
		<u>MATERIALS & SERVICES</u>						
204-116-93810		SENIOR SERVICES	1,258	1,258	-	-	-	-
204-116-93814		SENIOR COMPANION PROGRAM	3,176	3,176	-	-	-	-
204-116-94101		OFFICE SUPPLIES	1,278	2,000	2,000	-	-	-
		TOTAL MATERIALS & SERVICES	5,712	6,434	2,000	-	-	-
		TOTAL DEPARTMENT EXPENSE	5,712	6,434	2,000	-	-	-



**LINCOLN COUNTY SOLID WASTE DISPOSAL SERVICE DISTRICT
FY 2016-17
BUDGET MESSAGE**

The Lincoln County Solid Waste Disposal Service District (District), formed in accordance with Oregon Revised Statutes (ORS) Chapter 451, presents its annual budget for fiscal year 2016-17. This budget is balanced between its revenue and expenditures as prescribed under ORS Chapter 294, Local Budget Law. The District's functions are to coordinate solid waste management planning throughout the County; to implement waste reduction; to foster recycling education and promotion programs; and to coordinate illegal dumping enforcement, prevention and cleanup.

The District budget is comprised of one general operating fund, accounted for by the modified accrual basis of accounting, recording revenue at the time it becomes measurable and available to finance expenditures for the period and recording expenditures at the time the liabilities are incurred. This fund is classified as an enterprise fund, relying on a \$4/ton surcharge on Lincoln County waste disposed as its main revenue source. The District's general fund is organized into two departments: one to provide for general District programs (Level 1 Services); and the other enables increased forest enforcement activities funded as a cooperative public/private effort through the District, the County Sheriff's Department, and the Association of Concerned Landowners (Level 2 Services). It is appropriated by the expenditure categories of personnel services, materials and services, capital outlay, contingency and ending balance. There are no major changes in financial policies anticipated in this fiscal year.

Level 1 Services include personnel services and materials and services funded by the tonnage surcharge. Level 2 Services include the contractual agreement between the District, the Lincoln County Sheriff's Department, and the Concerned Landowners for a full time deputy assigned to rural/forest enforcement duty, responsible for forest patrol and investigation on public and private lands, as well as assistance with supervision of cleanup crews and community education related to illegal dumping. The program continues to be funded by a combination of District resources, dues assessed to members by the Association of Concerned Landowners of Lincoln County, the County General Fund, and a grant from the Oregon Department of Fish and Wildlife. The Association of Concerned Landowners includes timber companies, public agencies responsible for forest management, and small woodland owners. The County General Fund is providing a portion of the Forest Patrol Deputy's costs plus additional Sheriff's Department administrative costs.

The 2016-17 budget is \$27,839 or 9% more than the prior year's budget. The increase stems from an anticipated increase in grant revenue. Most of this increase will go to the Materials and Services category in the fund. The District's ending balance is comprised of \$7,936 reserved for compensated absences, and a contingency of \$50,156. The combined contingency and ending balance is 17% of the total fund.

Janice Riessbeck
Budget Officer

LINCOLN COUNTY SOLID WASTE SERVICE DISTRICT

A COMMUNITY SERVICES PROGRAM

(FUND 210)

OBJECTIVE: OBJECTIVE: The Solid Waste District (SWD) is a county-wide service district governed by a Board of Directors comprised of the County Board of Commissioners (BOC). An advisory committee serves as the District’s coordinating body. Its twelve members represent the County, each city, private businesses and citizens. The SWD is funded primarily by a \$4/ton surcharge for all Lincoln County waste disposed.

The SWD’s primary functions are to coordinate solid waste management planning throughout the County; implement reuse, recycling, and waste reduction education programs; to provide household hazardous waste collection events; and to coordinate illegal dumping enforcement, prevention and cleanup activities. Current programs include the implementation of waste prevention and recycling programs mandated by state law; the development and coordination of new waste prevention, reuse, recycling, and disposal activities; and expanded educational efforts at all levels of the Oregon Waste Hierarchy. The SWD also serves on the Association of Oregon Counties Solid Waste Sub-Committee. A major accomplishment during FY 15-16 was the completion and adoption of an all new Emergency Debris Management Plan.

REVENUE AND EXPENDITURE SUMMARY

	Actual <u>2013-14</u>	Actual <u>2014-15</u>	Budget <u>2015-16</u>	Proposed <u>2016-17</u>	Approved <u>2016-17</u>	Adopted <u>2016-17</u>
Total Revenues	275,949	303,917	311,140	338,979	338,979	338,979
Total Personal Services	103,696	106,147	112,468	118,349	118,349	118,349
Total Materials & Services	115,675	130,982	150,409	162,538	162,538	162,538
Unappropriated	0	0	7,936	7,936	7,936	7,936
Contingency	0	0	40,327	50,156	50,156	50,156
Total Expenditures	219,371	237,129	311,140	338,979	338,979	338,979
 Full-Time Positions	 1.00	 1.00	 1.00	 1.00	 1.00	 1.00

LINCOLN COUNTY
FY 2016-17 ANNUAL BUDGET
Fund: 210 - SOLID WASTE DISPOSAL DISTRICT FUND

ACCOUNT #		2013-2014	2014-2015	2015-2016	2016-2017 Proposed	2016-2017 Approved	2016-2017 Adopted
		Actual	Actual	Budget	Budget	Budget	Budget
FUND SUMMARY							
REVENUE							
33XXX	INTERGOVERNMENTAL	30,000	30,000	30,000	48,000	48,000	48,000
34XXX	CHARGES FOR SERVICES	202,650	206,344	214,500	219,200	219,200	219,200
35XXX	FINES & PENALTIES	82	-	-	-	-	-
36XXX	MISCELLANEOUS	1,381	1,215	1,150	350	350	350
4000X	BEGINNING BALANCE	41,837	66,358	65,490	71,429	71,429	71,429
	TOTAL REVENUE	275,949	303,917	311,140	338,979	338,979	338,979
EXPENDITURES							
	PERSONNEL SERVICES	103,696	106,147	112,468	118,349	118,349	118,349
	MATERIALS & SERVICES	115,675	130,982	150,409	162,538	162,538	162,538
	CONTINGENCY	-	-	40,327	50,156	50,156	50,156
	TOTAL EXPENDITURES	219,371	237,129	303,204	331,043	331,043	331,043
	ENDING BALANCE	56,578	66,788	7,936	7,936	7,936	7,936
	TOTAL # FTE: 1.00						
EXPENDITURES BY DEPARTMENT							
809	FOREST ENFORCEMENT PROGRAM	90,838	91,355	91,500	92,500	92,500	92,500
810	SOLID WASTE OPERATIONS	128,533	145,774	171,377	188,387	188,387	188,387
810	CONTINGENCY	-	-	40,327	50,156	50,156	50,156
810	ENDING BALANCE	-	-	7,936	7,936	7,936	7,936
	TOTAL EXPENDITURES	219,371	237,129	311,140	338,979	338,979	338,979

LINCOLN COUNTY
FY 2016-17 ANNUAL BUDGET
Fund: 210 - SOLID WASTE DISPOSAL DISTRICT FUND

ACCOUNT #	# FTE		2013-2014 Actual	2014-2015 Actual	2015-2016 Budget	2016-2017 Proposed Budget	2016-2017 Approved Budget	2016-2017 Adopted Budget
Department: 809 - SOLID WASTE FOREST ENFORCEMENT								
<u>REVENUE</u>								
210-809-33150		STATE FOREST ENFORCEMENT GRANT	30,000	30,000	30,000	30,000	30,000	30,000
210-809-34900		USER FEES	-	58,746	18,500	18,500	18,500	18,500
210-809-34991		ASSOCIATION OF LANDOWNERS	36,534	43,447	43,000	44,000	44,000	44,000
210-809-35220		FINES	82	-	-			
TOTAL REVENUE			66,616	132,193	91,500	92,500	92,500	92,500
<u>MATERIALS & SERVICES</u>								
210-809-93901		CONTRACTUAL SERVICES	90,300	91,100	91,500	91,500	91,500	91,500
210-809-94901		GROUNDS & ROADWAYS	538	255	-	1,000	1,000	1,000
TOTAL MATERIALS & SERVICES			90,838	91,355	91,500	92,500	92,500	92,500
TOTAL DEPARTMENT EXPENSE			90,838	91,355	91,500	92,500	92,500	92,500
Department: 810 - SOLID WASTE DISTRICT OPERATIONS								
<u>REVENUE</u>								
210-810-33145		DEQ GRANT	-	-	-	18,000	18,000	18,000
210-810-34180		COMPOST BIN SALES	1,517	1,117	1,500	225	225	225
210-810-34900		USER FEES	164,598	103,034	151,500	156,475	156,475	156,475
210-810-36175		INTEREST	59	90	150	240	240	240
210-810-36990		MISCELLANEOUS	1,322	1,125	1,000	110	110	110
210-810-40000		BEGINNING BALANCE	41,837	66,358	65,490	71,429	71,429	71,429
TOTAL REVENUE			209,333	171,724	219,640	246,479	246,479	246,479
<u>PERSONNEL SERVICES</u>								
210-810-90231	1.00	PROGRAM MANAGER-SOLID WASTE	69,102	70,860	74,264	77,833	77,833	77,833
210-810-90603		TELEPHONE STIPEND	840	840	840	840	840	840
210-810-90801		FICA	5,125	5,382	5,745	6,018	6,018	6,018
210-810-90802		401(K) RETIREMENT	7,684	8,209	8,261	8,654	8,654	8,654
210-810-90804		HEALTH INSURANCE	16,123	12,875	14,210	15,727	15,727	15,727
210-810-90805		DENTAL INSURANCE	2,194	2,229	2,140	2,185	2,185	2,185
210-810-90806		LIFE INSURANCE	53	56	72	72	72	72
210-810-90807		LTD INSURANCE	153	173	768	804	804	804
210-810-90808		WORKER'S COMPENSATION	1,514	1,590	2,237	2,249	2,249	2,249
210-810-90809		UNEMPLOYMENT	727	746	751	787	787	787
210-810-90810		PEHP	180	188	180	180	180	180
210-810-90812		HEALTH SAVINGS ACCOUNT	-	3,000	3,000	3,000	3,000	3,000
1.00		TOTAL PERSONNEL SERVICES	103,696	106,147	112,468	118,349	118,349	118,349
<u>MATERIALS & SERVICES</u>								
210-810-91101		TRAVEL EXPENSE	2,173	2,022	2,500	1,500	1,500	1,500
210-810-91201		MEALS & LODGING	-	-	500	500	500	500
210-810-91501		POSTAGE	4	-	25	50	50	50
210-810-91601		PRINTING & PUBLICATIONS	915	301	3,000	1,500	1,500	1,500
210-810-92803		AUDIT EXPENSE	1,710	1,788	1,700	1,700	1,700	1,700
210-810-92901		MEMBERSHIP FEES & DUES	310	310	400	400	400	400
210-810-93901		CONTRACTUAL SERVICES	-	11,561	18,000	36,000	36,000	36,000
210-810-93940		HAZARDOUS WASTE MANAGEMENT	9,863	14,388	15,000	15,000	15,000	15,000
210-810-94101		OFFICE SUPPLIES	-	-	100	100	100	100
210-810-94103		OPERATING SUPPLIES	3,580	154	150	150	150	150
210-810-94210		COPIER SERVICES	600	600	800	1,500	1,500	1,500
210-810-95901		OTHER SUPPLIES	-	-	100			
210-810-95917		COMPOST BINS	-	2,930	5,000			
210-810-95961		SPECIAL PROJECTS	1,215	1,091	5,000	5,000	5,000	5,000

**LINCOLN COUNTY
 FY 2016-17 ANNUAL BUDGET
 Fund: 210 - SOLID WASTE DISPOSAL DISTRICT FUND**

ACCOUNT #	# FTE	2013-2014 Actual	2014-2015 Actual	2015-2016 Budget	2016-2017 Proposed Budget	2016-2017 Approved Budget	2016-2017 Adopted Budget
210-810-96302	VEHICLE INSURANCE	68	84	84	88	88	88
210-810-96601	RENTALS OF SPACE	2,400	2,400	2,550	2,550	2,550	2,550
210-810-96901	INDIRECT COST ALLOCATION	2,000	2,000	2,000	2,000	2,000	2,000
210-810-96902	ROAD BILLABLE COSTS	-	-	2,000	2,000	2,000	2,000
	TOTAL MATERIALS & SERVICES	24,837	39,627	58,909	70,038	70,038	70,038
	<u>ENDING BALANCE</u>						
210-810-99501	CONTINGENCY	-	-	40,327	50,156	50,156	50,156
210-810-99603	COMPENSATED ABSENCES	-	-	7,936	7,936	7,936	7,936
	TOTAL ENDING BALANCE	-	-	48,263	58,092	58,092	58,092
	TOTAL DEPARTMENT EXPENSE	128,533	145,774	219,640	246,479	246,479	246,479



**LINCOLN COUNTY ANIMAL SERVICES DISTRICT
FY 2016-17
BUDGET MESSAGE**

This budget portrays the expected financial performance of the Lincoln County Animal Services District (District) for fiscal year 2016-17, and shows the operations of the District. The District was approved by voters in the general election of November 2012 with a tax rate of \$0.11/\$1,000 of assessed value. This permanent tax rate replaces the \$0.11/\$1,000 of assessed value five year operating levy that was passed in 2010.

In conformance with Oregon Revised Statutes, Chapter 294, this budget is balanced between its revenue and expenditures. The District is budgeted using the modified accrual basis of accounting, recording revenues at the time they become measurable and available to finance expenditures of the current period and recording expenditures at the time liabilities are incurred. Significant revenues include property taxes, dog license fees and other Animal Shelter fees. Prior to the Animal Services District being formed, this fund was managed in the same way it will be managed as a separate district. No major changes in financial policies are anticipated for this fiscal year.

The District is organized into one general operating fund appropriated by the categories of personnel services, materials and services, capital outlay, contingency, and ending balance. The District's general fund contains two program departments: one for the activities related to Animal Control, and the second for the operation of the Animal Shelter.

The 2016-17 budget is \$59,362 less than the prior year's budget. The fund's contingency is estimated at \$223,190 for the 2016-17 fiscal year, an increase of \$108,590 or 95% from the prior year. The District's ending balance is comprised of a reserve for compensated absences of \$13,095. The combined contingency and ending balance is 20% of the total fund.

Janice Riessbeck
Budget Officer

LINCOLN COUNTY, OREGON
ANIMAL SERVICES DISTRICT FUND (212)

A PUBLIC SAFETY PROGRAM

OBJECTIVES: To provide a safe haven for abandoned, lost, and surrendered animals in Lincoln County; provide education to the public on animal welfare issues; establish and sustain modern, progressive animal sheltering and adoption programs, and prevent euthanasia of adoptable animals. Further, to expand the animal shelter’s reach in its provision and enrichment of the citizens of Lincoln County by coordinating with Sheriff’s Office Animal Service Deputies on the enforcement of humane intervention policies and Oregon’s animal anti-cruelty laws.

WORK PLAN SUMMARY: This fund is required by law to account for the revenues obtained from the sale of dog licenses and fines imposed for violations of O.R.S. 433.340 to 433.385 and O.R.S. 609.040 to 609.110, and funds collected through a \$.11/\$1,000 assessed value, permanent tax levy approved by voters in the November, 2012 election. These funds are used to support Animal Shelter operations and Sheriff’s Office Animal Services Deputies. In this year’s budget the tax revenue and interest earnings revenue sources are shared 65% for the Animal Shelter and 35% for the Animal Services functions. Dog Licensing proceeds are shared on an 85% Animal Shelter and 15% Animal Services basis. Please refer to www.lincolncountysheriff.net/shelter.index.html for a list of programs and services available at the Lincoln County Animal Shelter.

REVENUE AND EXPENDITURE SUMMARY

	Actual	Actual	Budget	Proposed	Approved	Adopted
	<u>2013-14</u>	<u>2014-15</u>	<u>2015-16</u>	<u>2016-17</u>	<u>2016-17</u>	<u>2016-17</u>
Total Revenues	1,092,958	1,148,843	1,227,583	1,168,221	1,168,221	1,168,221
Personal Services	608,458	585,467	635,564	632,336	632,336	632,336
Materials and Services	212,983	205,885	301,319	279,600	279,600	279,600
Capital Outlay	20,000	29,607	156,100	20,000	20,000	20,000
Contingency	191,234	177,180	114,600	223,190	223,190	223,190
Ending Balance	12,000	21,000	20,000	13,095	13,095	13,095
Total Expenditures	1,044,675	1,019,139	1,227,583	1,168,221	1,168,221	1,168,221
Full-Time Positions	8.00	8.00	8.00	8.00	8.00	8.00

EFFECTIVENESS INDICATORS: We will know we’re successful in this area when all of the Core Objectives identified in our Strategic Plan are true statements. To review our Strategic Plan, please refer to your Sheriff’s Office website at http://www.co.lincoln.or.us/sites/default/files/fileattachments/sheriff039s_office/page/1895/strategic_plan.pdf

INTERRELATIONSHIPS: The cities, towns and unincorporated areas of Lincoln County, Central Coast Humane Society, Friends of the Lincoln County Animal Shelter, local veterinarians, and Animal Services.

BUDGET NOTE: FY 2013-14 marks the beginning of the Animal Services District which was approved by voters in November, 2012, along with a permanent property tax rate of \$0.11/\$1,000 of assessed value, that replaces the former 5-year operating levy.

LINCOLN COUNTY
FY 2016-17 ANNUAL BUDGET
Fund: 212 - ANIMAL SERVICES DISTRICT FUND

		2013-2014	2014-2015	2015-2016	2016-2017	2016-2017	2016-2017
		Actual	Actual	Budget	Proposed	Approved	Adopted
					Budget	Budget	Budget
FUND SUMMARY							
REVENUE							
31XXX	TAXES	688,206	728,607	730,517	754,000	754,000	754,000
32XXX	PERMITS & FEES	61,300	65,480	59,000	64,000	64,000	64,000
33XXX	INTERGOVERNMENTAL	2,978	10,727	-	-	-	-
35XXX	FINES & PENALTIES	918	1,015	-	-	-	-
36XXX	MISCELLANEOUS	63,416	80,847	185,000	55,000	55,000	55,000
4000X	BEGINNING BALANCE	276,141	262,166	253,066	295,221	295,221	295,221
	TOTAL REVENUE	1,092,958	1,148,843	1,227,583	1,168,221	1,168,221	1,168,221
EXPENDITURES							
	PERSONNEL SERVICES	608,459	585,467	635,564	632,336	632,336	632,336
	MATERIALS & SERVICES	212,983	205,886	301,319	279,600	279,600	279,600
	CAPITAL OUTLAY	9,350	29,607	156,100	20,000	20,000	20,000
	CONTINGENCY	-	-	114,600	223,190	223,190	223,190
	TOTAL EXPENDITURES	830,792	820,960	1,207,583	1,155,126	1,155,126	1,155,126
	ENDING BALANCE	262,166	327,882	20,000	13,095	13,095	13,095
TOTAL # FTE: 8.00							
EXPENDITURES BY DEPARTMENT							
213	ANIMAL CONTROL	264,867	252,297	276,666	288,377	288,377	288,377
812	ANIMAL SHELTER	565,925	568,663	816,317	643,559	643,559	643,559
812	CONTINGENCY	-	-	114,600	223,190	223,190	223,190
812	ENDING BALANCE	262,166	327,882	20,000	13,095	13,095	13,095
	TOTAL EXPENDITURES	1,092,958	1,148,843	1,227,583	1,168,221	1,168,221	1,168,221

LINCOLN COUNTY
FY 2016-17 ANNUAL BUDGET
Fund: 212 - ANIMAL SERVICES DISTRICT FUND

ACCOUNT #	# FTE		2013-2014	2014-2015	2015-2016	2016-2017	2016-2017	2016-2017
			Actual	Actual	Budget	Proposed Budget	Approved Budget	Adopted Budget
Department: 213 - SO - ANIMAL CONTROL								
REVENUE								
212-213-31110		CURRENT YEAR PROPERTY TAX	239,686	245,687	248,681	258,000	258,000	258,000
212-213-31120		PRIOR YEAR PROPERTY TAX	5,654	8,035	7,000	7,000	7,000	7,000
212-213-31210		LAND SALE DISTRIBUTIONS	-	33	-	-	-	-
212-213-32325		SALE OF LICENSES	4,076	4,308	4,000	4,000	4,000	4,000
212-213-33510		STATE FORESTRY SALES DISTR	886	3,754	-	-	-	-
212-213-36175		INTEREST	1,092	907	-	-	-	-
212-213-40000		BEGINNING BALANCE	23,426	9,952	-	15,904	15,904	15,904
TOTAL REVENUE			274,819	272,677	259,681	284,904	284,904	284,904
PERSONNEL SERVICES								
212-213-90328	3.00	ANIMAL CONTROL OFFICER	135,094	129,370	137,201	140,785	140,785	140,785
212-213-90501		OVERTIME	1,420	1,524	2,000	2,000	2,000	2,000
212-213-90504		COMP TIME PAY OFF	1,834	2,092	1,000	1,000	1,000	1,000
212-213-90601		HOLIDAY PAY	1,371	626	2,000	2,000	2,000	2,000
212-213-90602		CLEANING ALLOWANCE	1,800	1,700	1,800	1,800	1,800	1,800
212-213-90603		TELEPHONE STIPEND	1,855	1,680	2,520	1,680	1,680	1,680
212-213-90801		FICA	10,393	10,697	11,209	11,419	11,419	11,419
212-213-90802		401(K) RETIREMENT	15,571	15,925	16,117	16,419	16,419	16,419
212-213-90804		HEALTH INSURANCE	38,163	30,069	35,229	38,997	38,997	38,997
212-213-90805		DENTAL INSURANCE	4,372	4,165	4,426	4,518	4,518	4,518
212-213-90806		LIFE INSURANCE	104	103	216	216	216	216
212-213-90807		LTD INSURANCE	478	511	1,447	1,475	1,475	1,475
212-213-90808		WORKER'S COMPENSATION	5,018	4,935	5,217	3,822	3,822	3,822
212-213-90809		UNEMPLOYMENT	1,475	1,448	1,465	746	746	746
212-213-90812		HEALTH SAVINGS ACCOUNT	7,500	6,000	9,000	9,000	9,000	9,000
3.00		TOTAL PERSONNEL SERVICES	226,449	210,843	230,847	235,877	235,877	235,877
MATERIALS & SERVICES								
212-213-91101		TRAVEL EXPENSE	523	-	-	1,000	1,000	1,000
212-213-91102		FLEET SERVICES	22,713	27,430	32,000	32,400	32,400	32,400
212-213-91201		MEALS & LODGING	1,663	1,016	2,000	2,500	2,500	2,500
212-213-91401		TELEPHONE	1,764	2,422	2,000	2,000	2,000	2,000
212-213-91601		PRINTING & PUBLICATIONS	850	675	-	-	-	-
212-213-92802		PROFESSIONAL CONFERENCE	-	40	-	-	-	-
212-213-92803		AUDIT EXPENSE	-	2,320	2,000	2,000	2,000	2,000
212-213-92901		MEMBERSHIP FEES & DUES	65	65	100	100	100	100
212-213-94102		FURNITURE & EQUIP < \$10,000	9,195	-	3,000	3,000	3,000	3,000
212-213-94104		VEHICLE EQUIPMENT < \$5,000	-	-	500	5,000	5,000	5,000
212-213-94602		UNIFORMS	904	5,053	2,000	2,000	2,000	2,000
212-213-95202		CONTINUING EDUCATION	740	1,214	1,000	1,500	1,500	1,500
212-213-95901		OTHER SUPPLIES	-	-	-	-	-	-
212-213-96302		VEHICLE INSURANCE	-	1,219	1,219	1,000	1,000	1,000
TOTAL MATERIALS & SERVICES			38,418	41,453	45,819	52,500	52,500	52,500
TOTAL DEPARTMENT EXPENSE			264,867	252,297	276,666	288,377	288,377	288,377

LINCOLN COUNTY
FY 2016-17 ANNUAL BUDGET
Fund: 212 - ANIMAL SERVICES DISTRICT FUND

ACCOUNT #	# FTE		2013-2014 Actual	2014-2015 Actual	2015-2016 Budget	2016-2017 Proposed Budget	2016-2017 Approved Budget	2016-2017 Adopted Budget
Department: 812 - ANIMAL SHELTER								
REVENUE								
212-812-31110		CURRENT YEAR PROPERTY TAX	430,314	456,276	461,836	479,000	479,000	479,000
212-812-31120		PRIOR YEAR PROPERTY TAX	12,552	18,517	13,000	10,000	10,000	10,000
212-812-31210		LAND SALES DISBURSEMENTS	-	60	-			
212-812-32325		SALE OF LICENSES	25,348	24,344	25,000	25,000	25,000	25,000
212-812-32330		ADOPTION FEES	17,735	21,467	15,000	20,000	20,000	20,000
212-812-32350		ANIMAL FEES	14,141	15,361	15,000	15,000	15,000	15,000
212-812-33510		STATE FORESTRY SALES DISTR	2,092	6,972	-			
212-812-35220		FINES	918	1,015	-			
212-812-36135		DONATIONS	31,353	34,526	25,000	25,000	25,000	25,000
212-812-36136		DONATION TRANSFER FROM TRUST	30,332	29,116	25,000	30,000	30,000	30,000
212-812-36140		WB UPJOHN DONATION	-	15,000	135,000			
212-812-36175		INTEREST	639	1,297	-			
212-812-40000		BEGINNING BALANCE	252,715	252,214	253,066	279,317	279,317	279,317
TOTAL REVENUE			818,139	876,166	967,902	883,317	883,317	883,317
PERSONNEL SERVICES								
212-812-90215	1.00	ANIMAL SERVICES MANAGER	60,306	61,848	64,186	65,952	65,952	65,952
212-812-90326	4.00	ANIMAL CARE SPECIALIST	147,096	141,720	143,165	142,480	142,480	142,480
212-812-90401		PART TIME < 1040 HRS/YEAR	27,989	28,091	28,390	28,390	28,390	28,390
212-812-90420		ON CALL EMPLOYEE	-	306	-			
212-812-90501		OVERTIME	1,329	1,752	3,000	3,000	3,000	3,000
212-812-90504		COMP TIME PAY OFF	455	167	1,000	1,000	1,000	1,000
212-812-90601		HOLIDAY PAY	1,980	2,296	2,000	2,000	2,000	2,000
212-812-90602		CLEANING ALLOWANCE	3,000	2,900	3,000	3,000	3,000	3,000
212-812-90603		TELEPHONE STIPEND	840	840	840	840	840	840
212-812-90801		FICA	17,939	18,721	18,606	18,870	18,870	18,870
212-812-90802		401(K) RETIREMENT	23,713	24,293	23,631	24,010	24,010	24,010
212-812-90804		HEALTH INSURANCE	63,605	56,485	76,710	71,765	71,765	71,765
212-812-90805		DENTAL INSURANCE	7,615	8,609	11,222	9,893	9,893	9,893
212-812-90806		LIFE INSURANCE	192	192	360	360	360	360
212-812-90807		LTD INSURANCE	791	849	2,135	2,170	2,170	2,170
212-812-90808		WORKER'S COMPENSATION	8,923	8,739	8,860	6,316	6,316	6,316
212-812-90809		UNEMPLOYMENT	2,555	2,505	2,432	1,233	1,233	1,233
212-812-90810		PEHP	180	188	180	180	180	180
212-812-90812		HEALTH SAVINGS ACCOUNT	13,500	14,125	15,000	15,000	15,000	15,000
5.00		TOTAL PERSONNEL SERVICES	382,009	374,624	404,717	396,459	396,459	396,459
MATERIALS & SERVICES								
212-812-91101		TRAVEL EXPENSE	854	427	1,000	1,000	1,000	1,000
212-812-91102		FLEET SERVICES	1,385	363	1,000	1,500	1,500	1,500
212-812-91201		MEALS & LODGING	1,603	467	3,000	3,000	3,000	3,000
212-812-91401		TELEPHONE	464	365	500	500	500	500
212-812-91601		PRINTING & PUBLICATIONS	6,013	2,138	10,000	5,000	5,000	5,000
212-812-92001		UTILITIES	16,651	13,543	15,000	15,000	15,000	15,000
212-812-92803		AUDIT EXPENSE	-	2,380	2,000	2,000	2,000	2,000
212-812-92811		VETERINARY SERVICES	9,542	12,390	25,000	25,000	25,000	25,000
212-812-92901		MEMBERSHIP FEES & DUES	756	656	500	600	600	600
212-812-93301		MAINTENANCE AGREEMENTS	5,032	6,749	10,000	10,000	10,000	10,000
212-812-93901		CONTRACTUAL SERVICES	16,655	12,983	65,000	30,000	30,000	30,000
212-812-93945		TRUST MEDICAL EXPENSE	30,332	29,116	25,000	30,000	30,000	30,000
212-812-94101		OFFICE SUPPLIES	853	1,286	1,000	1,000	1,000	1,000
212-812-94102		FURNITURE & EQUIP < \$10,000	11,593	314	10,000	10,000	10,000	10,000
212-812-94103		OPERATING SUPPLIES	3,843	3,123	5,000	5,000	5,000	5,000
212-812-94210		COPIER SERVICES	4,313	3,602	2,500	2,500	2,500	2,500
212-812-94301		JANITORIAL SUPPLIES	2,989	4,444	4,000	4,000	4,000	4,000
212-812-94602		UNIFORMS	147	2,189	1,500	1,500	1,500	1,500
212-812-94606		PET FOOD	11,538	17,210	20,000	20,000	20,000	20,000
212-812-95104		ANIMAL SUPPLIES	7,399	1,847	4,500	4,500	4,500	4,500
212-812-95105		PHARMACY	36,723	41,384	35,000	35,000	35,000	35,000
212-812-95202		CONTINUING EDUCATION	1,284	(200)	2,500	2,500	2,500	2,500
212-812-95901		OTHER SUPPLIES	2,437	5,678	3,000	6,000	6,000	6,000
212-812-95918		COURT CASES	266	-	5,000	5,000	5,000	5,000

LINCOLN COUNTY
FY 2016-17 ANNUAL BUDGET
Fund: 212 - ANIMAL SERVICES DISTRICT FUND

ACCOUNT #	# FTE		2013-2014 Actual	2014-2015 Actual	2015-2016 Budget	2016-2017 Proposed Budget	2016-2017 Approved Budget	2016-2017 Adopted Budget
Department: 812 - ANIMAL SHELTER								
212-812-95942		VOLUNTEER SERVICE EXPENSES	1,895	685	2,000	4,000	4,000	4,000
212-812-96301		PROPERTY/LIABILITY INSURANCE	-	1,295	1,500	1,500	1,500	1,500
212-812-96302		VEHICLE INSURANCE	-	-	-	1,000	1,000	1,000
		TOTAL MATERIALS & SERVICES	174,565	164,432	255,500	227,100	227,100	227,100
CAPITAL OUTLAY								
212-812-98201		EQUIPMENT	9,350	14,850	21,100	20,000	20,000	20,000
212-812-98303		ANIMAL RESCUE TRAILER	-	14,757	135,000	-	-	-
		TOTAL CAPITAL OUTLAY	9,350	29,607	156,100	20,000	20,000	20,000
		TOTAL DEPARTMENT EXPENSE	565,925	568,663	816,317	643,559	643,559	643,559
212-812-99501		CONTINGENCY	-	-	114,600	223,190	223,190	223,190
212-812-99603		COMPENSATED ABSENCES	-	-	20,000	13,095	13,095	13,095
		<i>TOTAL FUND ENDING BALANCE</i>	<i>262,166</i>	<i>327,882</i>	<i>-</i>	<i>-</i>	<i>-</i>	<i>-</i>

Budget Message
Lincoln County Extension Service District
Fiscal Year 2016-2017

This budget document for 2016-2017, in compliance with ORS 241-391, is hereby submitted to the budget committee in accordance with the direction of the Board of Commissioners, the Extension Advisory Council and the Oregon State University Fiscal Department.

The revenues for the District come from a tax base passed November 8, 1988 of \$115,265. With the passage of Ballot Measure 50 in 1997, the tax base was converted to a rate system, and the tax base was declared null and void. The Lincoln County Extension Service District rate per thousand is 0.0451. Additional funding not shown in this budget that helps sustain other programs comes from OSU service fees, sales of publications and grants.

Extension Service District Fund

Resources

Revenues from current year taxes are expected to contribute \$270,000 for general operating budget for the coming fiscal year 2016-17. We have put in place provisions for up to \$33,500 per year in miscellaneous grants by faculty to enable them to enhance programs for county residents. We have committed to maintaining a reserve fund to help pay a portion of the lease payments to the county for the new building by setting aside \$190,000 which will progressively fund \$10,000 annually towards lease payments for the next 19 years. A grand total of \$713,799 is projected to come from all revenue sources available to the district for fiscal year 2016-17.

Personnel Services

Personnel Services will provide for four support staff at a total of 1.35 FTE and one faculty support at 0.70 FTE. We have provided budget adjustments for expected step increases, salary increases and cost of living adjustments for fiscal year 2016-2017. There are also provisions for other payroll expenses (OPE) benefits for all personnel. Though faced with increasing payroll and other payroll expenses in the face of fixed revenues, the Extension Service district has implemented cost saving measures by not replacing a 1.0 FTE for 3/4's of fiscal year 2015-2016 and for the full fiscal year of 2016-2017. Miscellaneous grant revenues are budgeted to provide personnel services and OPE at \$33,500. The total budget for personal services and inclusive of OPE is \$145,076. The decrease is due to removing Fair related salary/OPE from the Extension Service District budget and reduction for grants that do not flow through the county.

Materials and Services

The materials and services budget represents our best estimate of the costs for next year. The district moved to a new facility in May of 2015. In fiscal 2016-2017 we have budgeted \$51,500 for the annual lease payment to the County for the new facility. We have also budgeted \$20,000 to be disbursed by the county to cover special projects pertinent to the new building in fiscal year 2016-2017. Miscellaneous grant expenses are projected at \$33,500. Total Contractual services inclusive of Personnel Services are projected at \$428,299. Total Material & Services are projected at \$533,799 which includes the lease payment.

Unappropriated Ending Balance

Unappropriated Ending Fund Balance are estimated to be \$180,000 be allocated as reserve funds for future building lease payments for the period 2017-2033. The total proposed budget is \$713,799.

Consideration is given to all items to provide education and facilitate quality programs within the scope of ORS 294.305 to 294.565.

The District uses the modified accrual accounting system in compliance with the method used for the OSU Extension Service.

Kaety Jacobson
Budget Officer
Lincoln County Extension Service District

**LINCOLN COUNTY
FY 2016-17 ANNUAL BUDGET
Fund: 859 - EXTENSION DISTRICT FUND**

ACCOUNT #		2013-2014 Actual	2014-2015 Actual	2015-2016 Budget	2016-2017 Proposed Budget	2016-2017 Approved Budget	2016-2017 Adopted Budget
Department: 820 - EXTENSION DIST OPERATIONS							
<u>REVENUE</u>							
859-820-31110	CURRENT YEAR PROPERTY TAX	271,478	287,452	266,000	270,000	270,000	270,000
859-820-31120	PRIOR YEAR PROPERTY TAX	10,077	10,540	8,000	6,000	6,000	6,000
859-820-31210	LAND SALES DISTRIBUTION	-	38	-	-	-	-
859-820-33144	WORKING WATERFRONT GRANT	-	-	-	-	-	-
859-820-33179	MISCELLANEOUS EXTENSION GRANTS	-	-	-	5,000	5,000	5,000
859-820-33510	STATE FORESTRY SALES DISTRIBUTION	1,221	4,398	2,000	1,500	1,500	1,500
859-820-33999	STEAM GRANT	10,400	21,600	75,000	27,000	27,000	27,000
859-820-36175	INTEREST	2,143	2,420	2,000	1,500	1,500	1,500
859-820-40000	BEGINNING BALANCE	355,348	375,948	434,727	402,799	402,799	402,799
	TOTAL REVENUE	650,666	702,397	787,727	713,799	713,799	713,799
<u>MATERIALS & SERVICES</u>							
859-820-91601	PRINTING & PUBLICATIONS	318	195	500	1,000	1,000	1,000
859-820-92801	PROFESSIONAL SERVICES	1,560	-	3,000	-	-	-
859-820-92803	AUDIT EXPENSE	-	1,788	-	2,500	2,500	2,500
859-820-93901	CONTRACTUAL SERVICES	220,440	224,911	444,227	426,799	426,799	426,799
859-820-93917	MISCELLANEOUS GRANT EXPENSE	-	-	-	5,000	5,000	5,000
859-820-93939	STEAM GRANT EXPENSE	10,400	21,600	75,000	27,000	27,000	27,000
859-820-94102	FURNITURE & EQUIP < \$10,000	-	10,623	25,000	20,000	20,000	20,000
859-820-96601	RENTALS OF SPACE	42,000	38,500	50,000	51,500	51,500	51,500
	TOTAL MATERIALS & SERVICES	274,718	297,616	597,727	533,799	533,799	533,799
859-820-99604	RESERVE FOR LEASE PAYMENTS	-	-	190,000	180,000	180,000	180,000
	TOTAL DEPARTMENT EXPENSE	274,718	297,616	787,727	713,799	713,799	713,799
Department: 830 - COUNTY FAIR EVENT (CLOSED)							
<u>REVENUE</u>							
859-830-33122	FAIR BOARD REVENUE	-	20,000	25,000	-	-	-
859-830-36991	MISCELLANEOUS FAIR REVENUE	-	3,306	55,000	-	-	-
859-830-40000	BEGINNING BALANCE - FAIR	-	-	-	-	-	-
	TOTAL REVENUE	-	23,306	80,000	-	-	-
<u>MATERIALS & SERVICES</u>							
859-830-93904	FAIR EVENT EXPENSE	-	7,491	80,000	-	-	-
	TOTAL MATERIALS & SERVICES	-	7,491	80,000	-	-	-
	TOTAL DEPARTMENT EXPENSE	-	7,491	80,000	-	-	-
	<i>TOTAL FUND REVENUE</i>	<i>650,666</i>	<i>725,703</i>	<i>867,727</i>	<i>713,799</i>	<i>713,799</i>	<i>713,799</i>
	<i>TOTAL FUND EXPENSE</i>	<i>274,718</i>	<i>305,108</i>	<i>867,727</i>	<i>713,799</i>	<i>713,799</i>	<i>713,799</i>
	<i>ENDING BALANCE</i>	<i>375,948</i>	<i>420,595</i>	<i>-</i>	<i>-</i>	<i>-</i>	<i>-</i>



**SILETZ AREA ENHANCED LAW ENFORCEMENT SERVICES DISTRICT
FY 2016-17
BUDGET MESSAGE**

This budget portrays the expected financial performance of the Siletz Area Enhanced Law Enforcement Service District (District) for fiscal year 2016-17, and shows the operations of the District. The District was approved by voters in the primary election of May 17, 2016 with a tax rate of \$1.31/\$1,000 of assessed value.

In conformance with Oregon Revised Statutes, Chapter 294, this budget is balanced between its revenue and expenditures. The District is budgeted using the modified accrual basis of accounting, recording revenues at the time they become measurable and available to finance expenditures of the current period and recording expenditures at the time liabilities are incurred. Significant revenues include property taxes and contributions from the Confederated Tribes of the Siletz. This is a new district in the 2016-17 year and will be accounted for in a new fund in the Lincoln County accounting system. It will be managed as other special districts under the authority of the Lincoln County Board of Commissioners are managed. The District is organized into one general operating fund appropriated by the categories of personnel services, materials and services, capital outlay, contingency, and ending balance.

The 2016-17 budget is \$440,368. The district is anticipating expenditures for personnel of \$259,568, for materials and services of \$74,800, and capital outlay expenditures of \$106,000.

Janice Riessbeck
Budget Officer

LINCOLN COUNTY, OREGON
SILETZ AREA ENHANCED LAW ENFORCEMENT SERVICE DISTRICT
(230)

DEPARTMENT: Siletz Law Enforcement (230)

A PUBLIC SAFETY PROGRAM

OBJECTIVE: It is the mission of the Lincoln County Sheriff's Office to safeguard the lives and property of the people we serve, to reduce the incidence and fear of crime, and to enhance public safety while working in partnership with our citizens to improve their quality of life.

WORK PLAN SUMMARY: Funds collected through a \$1.31/\$1,000 assessed value, permanent tax levy approved by voters in the May, 2016 election and contributions by the Confederated Tribe of Siletz Indians are used to respond to calls for service and take appropriate action. To patrol the Siletz Rural Fire Protection District and enforce all traffic and criminal laws, serve civil process, conduct investigations and make arrests while treating all with dignity and respect.

REVENUE AND EXPENDITURE SUMMARY

	Actual <u>2013-14</u>	Actual <u>2014-15</u>	Budget <u>2015-16</u>	Proposed <u>2016-17</u>	Approved <u>2016-17</u>	Adopted <u>2016-17</u>
Total Revenues	0	0	0	440,368	440,368	440,368
Personal Services	0	0	0	259,568	259,568	259,568
Materials and Services	0	0	0	74,800	74,800	74,800
Capital Outlay	0	0	0	106,000	106,000	106,000
Total Expenditures	0	0	0	440,368	440,368	440,368
 Full-Time Positions				 2.50	 2.50	 2.50

EFFECTIVENESS INDICATORS: We will know we're successful in this area when all of the Core Objectives identified in our Strategic Plan are true statements. Please refer to your Sheriff's Office website at http://www.co.lincoln.or.us/sites/default/files/fileattachments/sheriff039s_office/page/1895/strategic_plan.pdf to review our strategic plan.

INTERRELATIONSHIPS: Works closely with the Siletz Area Enhanced Law Enforcement Service District, the City of Siletz, the Confederated Tribe of Siletz Indians, the District Attorney's office, the Trial Court Administrator's office, local police agencies and state police. May work with other municipal, county, state and federal enforcement or regulatory agencies.

LINCOLN COUNTY
FY 2016-17 ANNUAL BUDGET
Fund: 230 SILETZ AREA ENHANCED LAW ENFORCEMENT SERVICE DISTRICT FUND

ACCOUNT #	# FTE		2013-2014	2014-2015	2015-2016	2016-2017	2016-2017	2016-2017
			Actual	Actual	Budget	Proposed Budget	Approved Budget	Adopted Budget
Department: 230 - SILETZ LAW ENFORCEMENT OPERATIONS								
<u>REVENUE</u>								
230-230-31110		CURRENT YEAR PROPERTY TAX	-	-	-	220,184	220,184	220,184
230-230-33307		CONFEDERATED TRIBES OF THE SILETZ CON	-	-	-	220,184	220,184	220,184
		TOTAL REVENUE	-	-	-	440,368	440,368	440,368
<u>PERSONNEL SERVICES</u>								
230-230-90322	0.50	SUPPORT SERVICES SPECIALIST	-	-	-	18,360	18,360	18,360
230-230-90334	2.00	PATROL DEPUTY	-	-	-	123,968	123,968	123,968
230-230-90501		OVERTIME	-	-	-	16,000	16,000	16,000
230-230-90504		COMP TIME PAYOFF	-	-	-	550	550	550
230-230-90601		HOLIDAY PAY	-	-	-	6,000	6,000	6,000
230-230-90602		CLEANING ALLOWANCE	-	-	-	1,500	1,500	1,500
230-230-90603		TELEPHONE STIPEND	-	-	-	1,680	1,680	1,680
230-230-90801		FICA	-	-	-	12,856	12,856	12,856
230-230-90802		401(K) RETIREMENT	-	-	-	2,053	2,053	2,053
230-230-90803		RETIREMENT/PERS	-	-	-	19,046	19,046	19,046
230-230-90804		HEALTH INSURANCE	-	-	-	35,882	35,882	35,882
230-230-90805		DENTAL INSURANCE	-	-	-	4,946	4,946	4,946
230-230-90806		LIFE INSURANCE	-	-	-	180	180	180
230-230-90807		LTD INSURANCE	-	-	-	1,488	1,488	1,488
230-230-90808		WORKERS' COMPENSATION	-	-	-	7,469	7,469	7,469
230-230-90809		UNEMPLOYMENT	-	-	-	840	840	840
230-230-90812		HEALTH SAVINGS ACCOUNT	-	-	-	6,750	6,750	6,750
	2.50	TOTAL PERSONNEL SERVICES	-	-	-	259,568	259,568	259,568
<u>MATERIALS & SERVICES</u>								
230-230-91102		FLEET SERVICES	-	-	-	30,000	30,000	30,000
230-230-91201		MEALS & LODGING	-	-	-	1,000	1,000	1,000
230-230-91401		TELEPHONE	-	-	-	1,600	1,600	1,600
230-230-92803		AUDIT EXPENSE	-	-	-	2,000	2,000	2,000
230-230-93901		CONTRACTUAL SERVICES	-	-	-	1,000	1,000	1,000
230-230-94102		FURNITURE & EQUIP <\$10,000	-	-	-	6,000	6,000	6,000
230-230-94602		UNIFORMS	-	-	-	1,200	1,200	1,200
230-230-95202		CONTINUING EDUCATION	-	-	-	1,000	1,000	1,000
230-230-95904		AMMUNITION/FIREARMS	-	-	-	1,000	1,000	1,000
230-230-96901		INDIRECT COST ALLOCATION	-	-	-	30,000	30,000	30,000
		TOTAL MATERIALS & SERVICES	-	-	-	74,800	74,800	74,800
<u>CAPITAL OUTLAY</u>								
230-230-98201		EQUIPMENT	-	-	-	45,000	45,000	45,000
230-230-98301		MOTOR VEHICLES	-	-	-	61,000	61,000	61,000
		TOTAL CAPITAL OUTLAY	-	-	-	106,000	106,000	106,000
		TOTAL EXPENDITURES	-	-	-	440,368	440,368	440,368
		<i>ENDING BALANCE</i>	-	-	-	-	-	-

**LINCOLN COUNTY
BUDGETED POSITION HISTORY**

	Range	2012-13	2013-14	2014-15	2015-16	2016-17
<u>GENERAL GOVERNMENT</u>						
Board of Commissioners						
Commissioner	EB	3.00	3.00	3.00	3.00	3.00
Planning & Development						
Director	23	1.00	1.00	1.00	1.00	1.00
Building Official	19	1.00	1.00	1.00	1.00	1.00
Administrative Assistant	15	1.00	1.00	1.00	1.00	1.00
Inspector/Sanitarian	13-16	3.00	3.00	3.00	3.00	3.00
Planner	13-16	3.00	3.00	3.00	3.00	2.00
Permit Specialist	11-12	2.00	2.00	2.00	2.00	3.00
Total Department		11.00	11.00	11.00	11.00	11.00
Central Administration						
County Counsel	25	1.00	1.00	1.00	1.00	1.00
Assistant Counsel	23	1.00	1.00	1.00	2.00	2.00
Administrative Assistant	13	3.00	3.00	3.00	1.00	1.00
Public Information Officer	14	-	-	-	1.00	1.00
Paralegal	15	-	-	-	1.00	1.00
Total Department		5.00	5.00	5.00	6.00	6.00
Finance						
Director	23	1.00	1.00	1.00	1.00	1.00
Assistant Finance Director	19	1.00	1.00	1.00	1.00	1.00
Accounting Analyst	15	1.00	1.00	1.00	1.00	1.00
Accounting Specialist	13	1.00	1.00	1.00	1.00	2.00
Finance/Personnel Assistant	11	0.00	0.50	0.50	0.50	-
Printshop Technician	12	1.00	-	-	-	-
Mailroom Clerk	9	-	0.65	0.63	0.63	0.88
Total Department		5.00	5.15	5.13	5.13	5.88
Assessor						
Assessor	EA1	1.00	1.00	1.00	1.00	1.00
Chief Appraiser	19	1.00	1.00	1.00	1.00	1.00
Chief Cartographer	17	1.00	1.00	1.00	1.00	1.00
Chief Office Deputy	18	1.00	1.00	1.00	1.00	1.00
Property Appraiser	14-16	9.00	9.00	9.00	9.00	9.00
Cartographer	12-13	2.00	2.00	2.00	2.00	2.00
Assessment Specialist	11-12	5.00	5.00	5.00	5.00	5.00
Total Department		20.00	20.00	20.00	20.00	20.00
County Clerk						
County Clerk	EA	1.00	1.00	1.00	1.00	1.00
Chief Deputy Clerk	18	0.45	1.00	1.00	1.00	1.00
Administrative Assistant	14	1.00	1.00	1.00	1.00	1.00
Records Deputy Specialist	12	2.00	2.00	2.00	2.00	2.00

**LINCOLN COUNTY
BUDGETED POSITION HISTORY**

	Range	2012-13	2013-14	2014-15	2015-16	2016-17
Total Department		4.45	5.00	5.00	5.00	5.00
Treasurer/Tax Collector						
Treasurer	EA	1.00	1.00	1.00	1.00	1.00
Tax and Treasurer Analyst	16	1.00	1.00	1.00	1.00	1.00
Revenue Specialist	14	1.00	1.00	1.00	1.00	1.00
Tax Deputy	14	2.00	2.00	2.00	2.00	2.00
Total Department		5.00	5.00	5.00	5.00	5.00
Surveyor						
Surveyor	EA	1.00	-	-	-	-
Surveyor/Director	23	-	0.30	0.30	0.75	0.75
Deputy Surveyor	18	1.00	1.00	1.00	1.00	1.00
Staff Land Surveyor	16	1.00	1.00	1.00	1.00	1.00
Administrative Assistant	13	1.00	1.00	1.00	1.00	0.00
Office Manager	15	0.00	0.00	0.00	0.00	1.00
Total Department		4.00	3.30	3.30	3.75	3.75
County Property Management						
Property Specialist	15	0.80	0.80	0.80	0.80	-
Information Technology						
Director	23	1.00	0.70	0.70	1.00	1.00
Network Manager	20	1.00	1.00	1.00	1.00	-
Systems Administrator	18	1.00	1.00	1.00	1.00	1.00
LLIS Manager	18	1.00	1.00	1.00	1.00	1.00
Support Specialist	13	1.00	1.00	1.00	1.00	1.00
Administrative Assistant	12	0.00	0.00	0.00	0.00	0.88
Computer Service Technician	15	2.00	2.00	2.00	2.00	2.00
Total Department		7.00	6.70	6.70	7.00	6.88
Personnel						
Director	23	1.00	1.00	1.00	1.00	1.00
Assistant Personnel Director	19			1.00	1.00	1.00
Personnel Generalist	15	1.00	1.00	1.00	1.00	1.00
Personnel Assistant	13	1.00	1.00	1.00	1.00	2.00
Finance/Personnel Assistant	11	0.00	0.50	0.50	0.50	-
Total Department		3.00	3.50	4.50	4.50	5.00
Facilities Maintenance						
Facilities Supervisor	18	-	-	1.00	1.00	1.00
Crew Supervisor	16	1.00	1.00	-	-	-
Maintenance Technician	12	2.00	2.00	3.00	3.00	3.00
Parks Worker	12	0.67	0.67	0.67	0.67	0.50
Total Department		3.67	3.67	4.67	4.67	4.50
Road Department						
Director	24	1.00	1.00	1.00	1.00	1.00
Asst Director/County Engineer	22	1.00	1.00	1.00	1.00	1.00

**LINCOLN COUNTY
BUDGETED POSITION HISTORY**

	Range	2012-13	2013-14	2014-15	2015-16	2016-17
Maintenance Supervisor	20	2.00	2.00	1.50	1.00	1.00
Bridge Supervisor	18	0.00	0.00	1.00	1.00	1.00
Fleet Manager	18	1.00	1.00	1.00	1.00	1.00
Mechanic	14	3.00	3.00	4.00	4.00	4.00
Engineering Technician	13	1.00	1.00	1.00	1.00	1.00
Accounting Clerk	13	2.00	2.00	2.00	2.00	2.00
Vegetation Control	13	1.00	1.00	1.00	1.00	1.00
Roads Maintenance Worker	12-13	17.00	17.00	17.00	17.00	17.00
Inventory Specialist	11	0.80	0.80	0.80	0.60	0.60
Total Department		29.80	29.80	31.30	30.60	30.60
TOTAL GENERAL GOVERNMENT		101.72	101.92	105.40	106.45	106.61
<u>PUBLIC SAFETY</u>						
Community Justice/Parole & Probation						
Director	24	0.70	0.70	0.70	0.70	0.70
Supervising Probation Officer	19	1.00	1.00	1.00	2.00	2.00
Work Crew Foreman	15	1.75	1.75	2.00	2.00	2.00
Parole and Probation Technician	13	-	-	1.00	1.00	1.75
Parole Officer	15	7.00	6.00	8.00	8.75	8.00
Office Manager	14	1.00	1.00	1.00	1.00	1.00
Office Assistant	11	1.00	1.00	1.00	1.00	1.00
Total Department		12.45	11.45	14.70	16.45	16.45
District Attorney						
District Attorney	ED	1.00	1.00	1.00	1.00	1.00
Chief Deputy District Attorney	23	1.00	1.00	1.00	1.00	1.00
Deputy District Attorney	18-20	8.00	8.00	8.00	8.00	8.00
Investigator	16	1.00	1.00	1.00	1.00	2.00
Office Manager	15	1.00	1.00	1.00	1.00	1.00
Victims Assistance Manager	14	1.00	1.00	1.00	1.00	1.00
Child Support Caseworker	12	2.00	2.00	2.00	2.00	2.00
Executive Assistant	12	1.00	1.00	1.00	1.00	1.00
Victims Advocate	13	1.50	1.50	1.50	1.60	1.60
Special Programs Coordinator	13	0.00	0.00	0.50	0.50	1.00
Records Technician	12	1.00	-	-	-	-
Legal Secretary	9-11	6.00	6.00	6.00	6.00	7.00
Total Department		24.50	23.50	24.00	24.10	26.60
Sheriff						
Sheriff	EC	1.00	1.00	1.00	1.00	1.00
Patrol Lieutenant	21	1.00	1.00	1.00	1.00	1.00
Jail Lieutenant	21	1.00	1.00	1.00	1.00	1.00
Administrative Lieutenant	21	1.00	1.00	1.00	1.00	1.00
Chief Civil Deputy	18	1.00	1.00	1.00	1.00	1.00

**LINCOLN COUNTY
BUDGETED POSITION HISTORY**

	Range	2012-13	2013-14	2014-15	2015-16	2016-17
Patrol Sergeant	18	4.00	4.00	4.00	4.00	4.00
Correction Sergeant	18	2.00	2.00	2.00	2.00	2.00
Inmate Counselor	16	1.00	1.00	1.00	1.00	1.00
Corrections Health Nurse	16	1.00	1.00	2.00	2.00	2.00
Detective	15	3.00	3.00	3.00	3.00	3.00
Corrections Corporal	15	8.00	7.00	8.00	8.00	8.00
Administrative Assistant	14	1.00	1.00	1.00	1.00	1.00
Patrol Deputies	14	12.00	12.00	13.00	13.00	13.00
Patrol Deputies - Waldport	14	2.00	2.00	2.00	2.00	2.00
Forest Deputy	14	1.00	1.00	1.00	1.00	1.00
Marine Deputy	14	2.00	2.00	2.00	2.00	2.00
Correction Officer	14	25.00	26.00	25.00	25.00	25.00
Food Service Manager	12	1.00	1.00	1.00	1.00	1.00
Corrections Health LPN	12	3.00	3.00	2.00	2.00	2.00
Office Specialist	11	1.00	1.00	1.00	1.00	1.00
Civil Deputy	11	1.00	1.00	1.00	1.00	1.00
Warrants Technician	10	1.00	1.00	1.00	1.00	1.00
Record Technician	10	3.00	3.00	4.00	4.00	4.00
Cook	9	2.00	2.00	2.00	2.00	2.00
Corrections Health Office Asst	9	1.00	1.00	1.00	1.00	1.00
Total Department		80.00	80.00	82.00	82.00	82.00
Emergency Services						
Emergency Manager	18	1.00	1.00	1.00	1.00	1.00
Emergency Assistant	13	0.00	1.00	1.00	1.00	1.00
Total Department		1.00	2.00	2.00	2.00	2.00
Community Justice/Juvenile Department						
Director	23	0.30	0.30	0.30	0.30	0.30
Assistant Director	20	1.00	1.00	1.00	1.00	1.00
Group Supervisor	18	1.00	1.00	1.00	1.00	1.00
Juvenile Counselor	13-15	14.75	14.75	15.00	15.00	15.00
Administrative Assistant	12	1.00	1.00	1.00	1.00	1.00
Office Specialist	10	1.00	1.00	1.00	1.00	1.00
Total Department		19.05	19.05	19.05	19.30	19.30
TOTAL PUBLIC SAFETY		137.00	136.00	141.75	143.85	146.35
<u>COMMUNITY SERVICES</u>						
Veteran's Service						
Veterans Service Officer	16	1.00	0.80	0.80	0.80	0.80
Administrative Assistant	11	1.00	1.00	1.00	1.00	1.00
Total Department		2.00	1.80	1.80	1.80	1.80
Commission on Children & Family						
Program Director	18	1.00	1.00	1.00	-	-

**LINCOLN COUNTY
BUDGETED POSITION HISTORY**

	Range	2012-13	2013-14	2014-15	2015-16	2016-17
Administrative Assistant	16	1.10	-	-	-	-
Health Educator	14	0.75	-	-	-	-
Total Department		2.85	1.00	1.00	-	-
Parks						
Parks Supervisor	17	0.00	0.00	1.00	1.00	1.00
Parks Maintenance	12	1.33	1.33	1.33	1.33	1.50
Watchperson	8	1.00	1.00	1.00	1.00	1.00
Total Department		2.33	2.33	3.33	3.33	3.50
Health and Human Services						
Director	24	1.00	1.00	1.00	1.00	1.00
Medical Director	26	0.30	0.30	0.30	0.30	0.30
Doctor	26	0.30	0.30	0.45	0.45	1.30
Psychiatrist		0.75	0.75	1.80	1.40	1.00
Mental Health Division Director	21	1.00	1.00	1.00	1.00	1.00
Public Health Division Director	21	-	-	1.00	1.00	1.00
Nurse Practitioner	21	4.75	4.75	5.55	6.60	7.00
Primary Care Div Director	21	1.00	1.00	1.00	1.00	1.00
Nurse Executive	20	0.00	0.00	0.00	0.00	1.00
Program Manager	18-19	9.60	10.00	11.00	11.50	13.00
Assistant Finance Director - HHS	19	1.00	1.00	1.00	1.00	1.00
Community Health Nurse	16-18	10.85	12.00	12.20	13.80	15.55
QM/UM coordinator	16	1.00	1.00	1.00	1.00	1.00
Emergency Planner	16	0.50	0.40	0.00	0.00	-
Dietician	16	0.60	2.00	1.00	1.00	1.00
Support Supervisor	15	1.00	1.00	1.00	1.00	1.00
Administrative Services Manager	15	-	-	-	-	1.00
Medical Billing Supervisor	15	1.00	1.00	1.00	1.00	1.00
Counselor	14-15	21.80	22.00	24.00	25.00	29.50
Health Educator/Coordinator	14-15	1.00	1.00	1.00	2.00	3.90
Environmental Health	13-16	2.50	2.60	2.00	2.00	2.00
Financial Admin Assistant	13	1.00	1.00	2.00	3.00	3.00
Administrative Assistant	12	3.00	3.00	3.00	3.00	2.00
Supply Clerk	12	1.00	1.00	1.00	1.00	2.00
MH Service Coordinator	11	1.00	1.00	2.00	2.00	4.00
Outreach Worker	11	-	-	1.00	1.00	1.00
Case Manager	11-13	3.00	3.00	4.00	4.00	6.75
Bookkeeper	11-12	5.00	5.00	6.00	6.00	6.00
Clinic Assistant	9-11	12.52	13.66	14.20	16.80	17.60
Office Staff/Assistants	10	13.00	13.00	15.00	17.00	17.00
Van Driver	9	1.00	1.00	1.00	1.00	-
Peer Counselors	6	-	1.00	0.96	1.96	3.97
Med Records Clerk	8	0.00	0.00	1.00	1.00	1.00

**LINCOLN COUNTY
BUDGETED POSITION HISTORY**

	Range	2012-13	2013-14	2014-15	2015-16	2016-17
Behavioralist		0.00	0.00	1.00	1.00	1.00
Site Specialist	15	0.00	0.00	2.00	2.00	2.00
DD Service Coordinator	15	0.00	0.00	5.00	5.00	6.00
Total Department		100.47	105.76	126.46	137.81	157.87
TOTAL COMMUNITY SERVICES		107.65	110.89	132.59	142.94	163.17
COUNTY OPERATIONS TOTAL		346.37	348.81	379.74	393.24	416.13
Change from Prior Year		-1.33	2.44	30.93	13.50	22.89
General Government		101.72	101.92	105.40	106.45	106.61
Public Safety		137.00	136.00	141.75	143.85	146.35
Community Services		107.65	110.89	132.59	142.94	163.17
Total Positions		346.37	348.81	379.74	393.24	416.13
<u>SPECIAL DISTRICTS</u>						
Transit						
Director	23	1.00	1.00	1.00	1.00	1.00
Administrative Assistant	16	1.00	-	-	-	-
Operations Supervisor	16	-	2.00	2.00	2.00	2.00
Grant Administrator	13	1.00	-	-	-	-
Dispatchers	9-10	3.00	3.00	2.00	2.00	2.00
Bus Drivers	9-10	14.00	14.00	15.00	15.00	15.00
Total Department		20.00	20.00	20.00	20.00	20.00
Solid Waste						
Waste Operations Manager	17	1.00	1.00	1.00	1.00	1.00
Animal Services						
Animal Shelter Manager	16	1.00	1.00	1.00	1.00	1.00
Animal Services Deputy	11	3.00	3.00	3.00	3.00	3.00
Animal Care Specialist	8	4.00	4.00	4.00	4.00	4.00
Total Department		8.00	8.00	8.00	8.00	8.00
TOTAL SPECIAL DISTRICTS		29.00	29.00	29.00	29.00	29.00

LINCOLN COUNTY ELECTED OFFICIALS

Effective: JULY 1, 2016

		FIRST	SECOND	THIRD	FOURTH	FIFTH	SIXTH
	E-A	TERM	TERM	TERM	TERM	TERM	TERM
706	Clerk	6294	6491	6693	6902	7118	7337
704	Treasurer						
	E-A1						
703	Assessor	6610	6814	7028	7245	7473	7703
	E-B						
700	Commissioner	6631	6837	7050	7270	7495	7727
	E-C						
702	Sheriff	8062	8313	8569	8835	9109	9392
	E-D						
701	*District Attorney	1262	1342	1355	1404	1454	1503
* This figure represents the County's supplement to the District Attorney's state salary							

**PAY RANGE & POSITION ASSIGNMENT
LINCOLN COUNTY DIRECTORS**

Employees will receive an additional 1% over base pay after 10 years of service
and an additional 2.5% over base pay after 20 years of service

Effective: JULY 1, 2016

RANGE 20	1	2	3	4	5	6	7	8	9	10	11	
BASE	6024	6208	6397	6591	6794	7001	7215	7271	7660	7892	8130	
LI10	6084	6270	6461	6657	6862	7071	7287	7344	7736	7971	8211	
LI20	6174	6363	6557	6756	6964	7176	7395	7453	7851	8089	8333	
		No Positions Assigned									*	
RANGE 21	1	2	3	4	5	6	7	8	9	10	11	
BASE	6513	6712	6918	7128	7345	7569	7801	8037	8281	8535	8793	
LI10	6578	6780	6987	7199	7419	7645	7879	8118	8364	8620	8881	
LI20	6676	6880	7091	7306	7529	7758	7996	8238	8488	8748	9013	
		No Positions Assigned									*	
RANGE 22	1	2	3	4	5	6	7	8	9	10	11	
BASE	7044	7258	7481	7708	7830	8185	8434	8690	8954	9227	9507	
LI10	7115	7330	7555	7785	7908	8267	8518	8777	9044	9319	9602	
LI20	7220	7439	7668	7900	8025	8389	8645	8908	9178	9457	9744	
		No Positions Assigned									*	
RANGE 23	1	2	3	4	5	6	7	8	9	10	11	
BASE	7617	7850	8088	8333	8589	8848	9117	9395	9679	9974	10276	
LI10	7693	7929	8169	8417	8675	8937	9208	9489	9776	10073	10378	
LI20	7807	8046	8290	8542	8803	9069	9345	9629	9921	10223	10533	
	29	Personnel Director									*	
	37	Finance Director									*	
	50	Information Technology Director									*	
	270	Transit Program Director									*	
	281	Surveyor									*	
	369	Planning & Development Director									*	
RANGE 24	1	2	3	4	5	6	7	8	9	10	11	
BASE	8235	8487	8745	9009	9284	9566	9856	10155	10463	10778	11106	
LI10	8317	8572	8833	9099	9377	9661	9954	10256	10568	10886	11217	
LI20	8440	8699	8964	9234	9516	9805	10102	10409	10725	11048	11384	
	309	Public Works Director									*	
	185	Community Justice Director									*	
	520	Health & Human Services Director									*	
RANGE 25	1	2	3	4	5	6	7	8	9	10	11	
BASE	8902	9174	9453	9740	10035	10340	10653	10977	11308	11651	12004	
LI10	8991	9266	9547	9837	10135	10443	10760	11087	11422	11768	12125	
LI20	9125	9403	9689	9983	10285	10598	10920	11251	11591	11943	12305	
	73	Legal Counsel									*	
RANGE 26	1	2	3	4	5	6	7	8	9	10	11	
BASE	9624	9917	10219	10528	10847	11175	11623	11864	12222	12594	12974	
LI10	9720	10016	10321	10633	10955	11287	11739	11983	12344	12720	13104	
LI20	9864	10164	10474	10791	11118	11455	11913	12161	12528	12908	13298	
		No Positions Assigned									*	

PAY RANGE & POSITION ASSIGNMENT
LINCOLN COUNTY NON-REPRESENTED EMPLOYEES

Employees will receive an additional 1% over base pay after 10 years of service
and an additional 2.5% over base pay after 20 years of service

Effective: JULY 1, 2016

RANGE 1		1	2	3	4	5	6	7	8	9	10	11
1.5	SAL/MTH	1451	1494	1539	1585	1633	1682	1733	1784	1838	1893	1950
1.2	HRLY	8.37	8.62	8.88	9.15	9.42	9.70	10.00	10.30	10.60	10.92	11.25
		No positions assigned										
RANGE 2		1	2	3	4	5	6	7	8	9	10	11
2.5	SAL/MTH	1567	1614	1662	1712	1764	1817	1871	1927	1985	2045	2106
2.2	HRLY	9.04	9.31	9.59	9.88	10.18	10.48	10.79	11.12	11.45	11.80	12.15
		No position assigned										
RANGE 3		1	2	3	4	5	6	7	8	9	10	11
3.5	SAL/MTH	1692	1743	1795	1849	1905	1962	2021	2081	2144	2208	2274
3.2	HRLY	9.76	10.06	10.36	10.67	10.99	11.32	11.66	12.01	12.37	12.74	13.12
		No positions assigned										
RANGE 4		1	2	3	4	5	6	7	8	9	10	11
4.5	SAL/MTH	1828	1883	1939	1997	2057	2119	2182	2248	2315	2385	2456
4.2	HRLY	10.54	10.86	11.19	11.52	11.87	12.22	12.59	12.97	13.36	13.76	14.17
		No positions assigned										
RANGE 5		1	2	3	4	5	6	7	8	9	10	11
5.5	SAL/MTH	1974	2033	2094	2157	2222	2288	2357	2428	2501	2576	2653
5.2	HRLY	11.39	11.73	12.08	12.44	12.82	13.20	13.60	14.01	14.43	14.86	15.31
		No positions assigned										
RANGE 6		1	2	3	4	5	6	7	8	9	10	11
6.5	SAL/MTH	2132	2196	2262	2330	2400	2471	2546	2622	2701	2782	2865
6.2	HRLY	12.3	12.67	13.05	13.44	13.84	14.26	14.69	15.13	15.58	16.05	16.53
		148	Park Attendant-Seasonal									
		244	Peer Support Specialist 1									
		245	Peer Support Specialist 2									
		300	Public Works-Seasonal									
		311	Survey Aide-Seasonal									
RANGE 7		1	2	3	4	5	6	7	8	9	10	11
7.5	SAL/MTH	2302	2372	2443	2516	2591	2669	2749	2832	2917	3004	3094
7.2	HRLY	13.28	13.68	14.09	14.52	14.95	15.40	15.86	16.34	16.83	17.33	17.85
		135	Marine Cadet									

PAY RANGE & POSITION ASSIGNMENT
LINCOLN COUNTY NON-REPRESENTED EMPLOYEES

Employees will receive an additional 1% over base pay after 10 years of service
and an additional 2.5% over base pay after 20 years of service

Effective: JULY 1, 2016

RANGE 8		1	2	3	4	5	6	7	8	9	10	11
8.5	SAL/MTH	2487	2561	2638	2717	2799	2883	2969	3058	3150	3245	3342
8.2	HRLY	14.35	14.78	15.22	15.68	16.15	16.63	17.13	17.64	18.17	18.72	19.28
		40	Clerical District Attorney- On Call									
		44	Clerk Deputy-On Call									
		140	Animal Care Office Specialist-Part Time No Benefits									
		228	Victim's Assistant-Temporary									
		243	Animal Shelter Volunteer-Outreach Coordinator									
		271	Medical Records Clerk- On Call									
RANGE 9		1	2	3	4	5	6	7	8	9	10	11
9.5	SAL/MTH	2686	2766	2849	2935	3023	3113	3207	3303	3402	3504	3609
9.2	HRLY	15.49	15.96	16.44	16.93	17.44	17.96	18.50	19.06	19.63	20.22	20.82
		128	Cook-Part Time									
		157	Transit Driver- On Call									
RANGE 10		1	2	3	4	5	6	7	8	9	10	11
10.5	SAL/MTH	2900	2987	3077	3169	3264	3362	3463	3567	3674	3784	3898
10.2	HRLY	16.73	17.24	17.75	18.29	18.83	19.40	19.98	20.58	21.20	21.83	22.49
		252	Support Services Specialist- On Call									
		531-2	Office Assistant 2-Mental Health-Temporary									
RANGE 11		1	2	3	4	5	6	7	8	9	10	11
11.5	SAL/MTH	3133	3226	3323	3423	3526	3631	3740	3853	3968	4087	4210
11.2	HRLY	18.07	18.61	19.17	19.75	20.34	20.95	21.58	22.23	22.89	23.58	24.29
LI10	SAL/MTH	3164	3259	3357	3457	3561	3668	3778	3891	4008	4128	4252
11.2	HRLY	18.25	18.80	19.36	19.95	20.54	21.16	21.79	22.45	23.12	23.82	24.53
LI20	SAL/MTH	3211	3307	3406	3509	3614	3722	3834	3949	4067	4189	4315
11.2	HRLY	18.52	19.08	19.65	20.24	20.85	21.47	22.12	22.78	23.47	24.17	24.89
		63-1	Tax Deputy-Seasonal									
		116	Office Specialist-Sheriff's Office									
		262	Administrative Assistant-Veterans Service									
		266	Confidential Office Assistant									
		410	Inventory Specialist									

PAY RANGE & POSITION ASSIGNMENT
LINCOLN COUNTY NON-REPRESENTED EMPLOYEES

Employees will receive an additional 1% over base pay after 10 years of service
and an additional 2.5% over base pay after 20 years of service

Effective: JULY 1, 2016

RANGE 14		1	2	3	4	5	6	7	8	9	10	11	
14.5	SAL/MTH	3946	4064	4186	4312	4441	4575	4712	4853	4999	5149	5303	
14.2	HRLY	22.77	23.45	24.15	24.88	25.62	26.39	27.18	28.00	28.84	29.70	30.60	
LI10	SAL/MTH	3986	4105	4228	4355	4486	4620	4759	4902	5049	5200	5356	
14.2	HRLY	22.99	23.68	24.39	25.13	25.88	26.66	27.46	28.28	29.13	30.00	30.90	
LI20	SAL/MTH	4045	4166	4291	4420	4552	4689	4830	4974	5124	5277	5436	
14.2	HRLY	23.33	24.03	24.76	25.50	26.26	27.05	27.86	28.70	29.56	30.45	31.36	
				19	Office Manager- Community Corrections								*
				41	Administrative Assistant-Clerk								*
				43	Victim's Assistance Case Manager-Supervisor								*
				88	Public Information Officer I								*
				168	Deputy Sheriff -Temporary								
				189	Plumbing Inspector -On Call								
				190	Electrical Inspector-On Call								
				280	Corrections Deputy- On Call								
RANGE 15		1	2	3	4	5	6	7	8	9	10	11	
15.5	SAL/MTH	4262	4390	4521	4657	4797	4941	5089	5241	5399	5561	5727	
15.2	HRLY	24.59	25.32	26.08	26.87	27.67	28.50	29.36	30.24	31.15	32.08	33.04	
LI10	SAL/MTH	4304	4433	4566	4703	4845	4990	5140	5294	5453	5616	5785	
15.2	HRLY	24.83	25.58	26.35	27.14	27.95	28.79	29.65	30.54	31.46	32.40	33.37	
LI20	SAL/MTH	4368	4499	4634	4773	4917	5064	5216	5372	5534	5700	5871	
15.2	HRLY	25.2	25.96	26.74	27.54	28.36	29.22	30.09	30.99	31.92	32.88	33.87	
				16	Personnel Generalist								*
				32	Accounting Analyst								*
				33	Office Manager-Planning								*
				72	Paralegal								*
				106	Background Investigator - On Call								
				114	Administrative Assistant-Sheriff's Office								*
				214	Parole and Probation Officer-Pre-Sentence Investigative Specialist-On Call								
				225	Medical Billing Supervisor								*
				273	Electronics Health Records Site Specialist								
				315	Office- Property Manager Surveyor								*
				405	Work Crew Foreman								
				510	Support Services Supervisor								*

PAY RANGE & POSITION ASSIGNMENT
LINCOLN COUNTY NON-REPRESENTED EMPLOYEES

Employees will receive an additional 1% over base pay after 10 years of service
and an additional 2.5% over base pay after 20 years of service

Effective: JULY 1, 2016

RANGE 18		1	2	3	4	5	6	7	8	9	10	11	
18.5	SAL/MTH	5369	5530	5696	5866	6042	6224	6410	6603	6801	7005	7215	
18.2	HRLY	30.97	31.90	32.86	33.84	34.86	35.91	36.98	38.09	39.23	40.41	41.62	
LI10	SAL/MTH	5422	5585	5752	5925	6103	6286	6474	6669	6869	7075	7287	
18.2	HRLY	31.28	32.22	33.19	34.18	35.21	36.26	37.35	38.47	39.63	40.82	42.04	
LI20	SAL/MTH	5503	5668	5838	6013	6193	6379	6571	6768	6971	7180	7395	
18.2	HRLY	31.75	32.70	33.68	34.69	35.73	36.80	37.91	39.04	40.22	41.42	42.67	
		47	Chief Deputy Clerk									*	
		52	Systems Administrator									*	
		107	Sargeant- Patrol										
		123	Sargeant- Corrections										
		195	Deputy District Attorney 1- Temporary										
		231	Juvenile Department Supervisor									*	
		249	Emergency Manager									*	
		258	Maternal Child Health Program Manager									*	
		263	Bridge Permits Supervisor									*	
		264	Health Promotion Program Manager									*	
		284	Program Manager- Lincoln Community Health Center									*	
		329	Chief Office Deputy									*	
		409	Facilities Supervisor									*	
		434	Fleet Manager									*	
		504-2	Community Health Nurse 4- MCH Program Manager									*	
		504-3	Community Health Nurse 4-PH, Community Disease Control & Prever									*	
		504-4	Community Health Nurse 4-Program Manager									*	
		504-6	Community Health Nurse 4-SBHC and Lincoln City Program Manager									*	
		544	Environmental Health Program Manager									*	
		563-1	Mental Health Specialist 3-Adult Services Coordinator, South Beach									*	
		563-3	Mental Health Specialist 3-Addictions/Co-Occurring Disorders									*	
		563-5	Mental Health Specialist 3-Child and Family Clinic Coordinator, Newpo									*	
		570	Quality and Utilization Management Coordinator									*	

PAY RANGE & POSITION ASSIGNMENT
LINCOLN COUNTY NON-REPRESENTED EMPLOYEES

Employees will receive an additional 1% over base pay after 10 years of service
and an additional 2.5% over base pay after 20 years of service

Effective: JULY 1, 2016

RANGE 19		1	2	3	4	5	6	7	8	9	10	11
19.5	SAL/MTH	5798	5972	6151	6336	6526	6722	6923	7131	7345	7565	7792
19.2	HRLY	33.45	34.45	35.49	36.55	37.65	38.78	39.94	41.14	42.37	43.64	44.95
LI10	SAL/MTH	5856	6032	6213	6399	6591	6789	6992	7202	7418	7641	7870
19.2	HRLY	33.78	34.80	35.84	36.92	38.03	39.17	40.34	41.55	42.80	44.08	45.40
LI20	SAL/MTH	5943	6121	6305	6494	6689	6890	7096	7309	7528	7754	7987
19.2	HRLY	34.29	35.32	36.37	37.47	38.59	39.75	40.94	42.17	43.43	44.74	46.08
		179	Building Official								*	
		218	Parole and Probation Supervisor								*	
		239	Assistant Finance Director								*	
		256	Assistant Finance Director-HHS								*	
		268	Assistant Personnel Director								*	
		275	Support Services Director								*	
		316	Deputy Surveyor								*	
		337	Chief Appraiser								*	
		569-1	Division Manager-Developmental Disabilities								*	
RANGE 20		1	2	3	4	5	6	7	8	9	10	11
20.5	SAL/MTH	6262	6450	6643	6843	7048	7259	7477	7701	7932	8170	8415
20.2	HRLY	36.13	37.21	38.33	39.48	40.66	41.88	43.14	44.43	45.76	47.14	48.55
LI10	SAL/MTH	6325	6514	6710	6911	7118	7332	7552	7778	8012	8252	8500
20.2	HRLY	36.49	37.58	38.71	39.87	41.07	42.30	43.57	44.88	46.22	47.61	49.04
LI20	SAL/MTH	6418	6611	6809	7014	7224	7441	7664	7894	8131	8375	8626
20.2	HRLY	37.03	38.14	39.28	40.46	41.68	42.93	44.22	45.54	46.91	48.32	49.76
		203	Assistant Juvenile Director								*	
		282	Nurse Executive- Lincoln Community Health Center								*	
		415	Road Maintenance Supervisor								*	
RANGE 21		1	2	3	4	5	6	7	8	9	10	11
21.5	SAL/MTH	6763	6966	7175	7390	7612	7840	8075	8317	8567	8824	9089
21.2	HRLY	39.02	40.19	41.39	42.63	43.91	45.23	46.59	47.99	49.42	50.91	52.43
LI10	SAL/MTH	6830	7035	7246	7464	7688	7918	8156	8401	8653	8912	9180
21.2	HRLY	39.41	40.59	41.81	43.06	44.35	45.68	47.05	48.47	49.92	51.42	52.96
LI20	SAL/MTH	6932	7140	7354	7575	7802	8036	8277	8525	8781	9045	9316
21.2	HRLY	39.99	41.19	42.43	43.70	45.01	46.36	47.75	49.18	50.66	52.18	53.75
		104	Lieutenant-Administrative								*	
		109	Lieutenant- Patrol								*	
		126	Lieutenant-Corrections								*	
		152	Assistant IT Director-Network Manager								*	
		566	Division Director-Public Health Services								*	
		575	Division Director-Behavioral Health Services								*	
		584	Division Director-Community Health Center								*	

PAY RANGE & POSITION ASSIGNMENT
LINCOLN COUNTY NON-REPRESENTED EMPLOYEES

Employees will receive an additional 1% over base pay after 10 years of service
and an additional 2.5% over base pay after 20 years of service

Effective: JULY 1, 2016

		1	2	3	4	5	6	7	8	9	10	11	
RANGE 22													
22.5	SAL/MTH	7304	7523	7749	7981	8221	8467	8721	8983	9252	9530	9816	
22.2	HRLY	42.14	43.40	44.70	46.04	47.43	48.85	50.31	51.82	53.38	54.98	56.63	
LI10	SAL/MTH	7377	7598	7826	8061	8303	8552	8808	9073	9345	9625	9914	
22.2	HRLY	42.56	43.84	45.15	46.51	47.90	49.34	50.82	52.34	53.91	55.53	57.20	
LI20	SAL/MTH	7486	7711	7942	8181	8426	8679	8939	9207	9484	9768	10061	
22.2	HRLY	43.19	44.49	45.82	47.20	48.61	50.07	51.57	53.12	54.71	56.35	58.05	
		307 Assistant Public Works Director-County Engineer										*	
RANGE 23													
23.5	SAL/MTH	7888	8125	8369	8620	8878	9145	9419	9701	9993	10292	10601	
23.2	HRLY	45.51	46.87	48.28	49.73	51.22	52.76	54.34	55.97	57.65	59.38	61.16	
LI10	SAL/MTH	7967	8206	8452	8706	8967	9236	9513	9798	10092	10395	10707	
23.2	HRLY	45.96	47.34	48.76	50.23	51.73	53.28	54.88	56.53	58.23	59.97	61.77	
LI20	SAL/MTH	8085	8328	8578	8835	9100	9373	9654	9944	10242	10550	10866	
23.2	HRLY	46.65	48.05	49.49	50.97	52.50	54.08	55.70	57.37	59.09	60.86	62.69	
		71 Assistant Legal Counsel										*	
		79 Chief Deputy District Attorney										*	
RANGE 24													
24.5	SAL/MTH	8519	8775	9038	9309	9588	9876	10172	10478	10792	11116	11449	
24.2	HRLY	49.15	50.62	52.14	53.71	55.32	56.98	58.69	60.45	62.26	64.13	66.05	
LI10	SAL/MTH	8604	8863	9128	9402	9684	9975	10274	10582	10900	11227	11564	
24.2	HRLY	49.64	51.13	52.66	54.24	55.87	57.55	59.27	61.05	62.88	64.77	66.71	
LI20	SAL/MTH	8732	8994	9264	9542	9828	10123	10427	10740	11062	11394	11735	
24.2	HRLY	50.38	51.89	53.45	55.05	56.70	58.40	60.15	61.96	63.82	65.73	67.70	
		No positions assigned										*	
RANGE 25													
25.5	SAL/MTH	9201	9477	9761	10054	10356	10666	10986	11316	11655	12005	12365	
25.2	HRLY	53.08	54.67	56.31	58.00	59.74	61.54	63.38	65.28	67.24	69.26	71.34	
LI10	SAL/MTH	9293	9572	9859	10154	10459	10773	11096	11429	11772	12125	12489	
25.2	HRLY	53.61	55.22	56.88	58.58	60.34	62.15	64.02	65.94	67.91	69.95	72.05	
LI20	SAL/MTH	9431	9714	10005	10305	10614	10933	11261	11599	11947	12305	12674	
25.2	HRLY	54.41	56.04	57.72	59.45	61.24	63.07	64.97	66.92	68.92	70.99	73.12	
		No positions assigned										*	

PAY RANGE & POSITION ASSIGNMENT
LINCOLN COUNTY NON-REPRESENTED EMPLOYEES

Employees will receive an additional 1% over base pay after 10 years of service
and an additional 2.5% over base pay after 20 years of service

Effective: JULY 1, 2016

RANGE 26		1	2	3	4	5	6	7	8	9	10	11	
26.5	SAL/MTH	9937	10235	10542	10858	11184	11520	11865	12221	12588	12965	13354	
26.2	HRLY	57.33	59.05	60.82	62.64	64.52	66.46	68.45	70.51	72.62	74.80	77.04	
LI10	SAL/MTH	10036	10337	10647	10967	11296	11635	11984	12343	12714	13095	13488	
26.2	HRLY	57.9	59.64	61.43	63.27	65.17	67.12	69.14	71.21	73.35	75.55	77.81	
LI20	SAL/MTH	10185	10491	10806	11130	11464	11807	12162	12527	12902	13289	13688	
26.2	HRLY	58.76	60.52	62.34	64.21	66.14	68.12	70.16	72.27	74.44	76.67	78.97	
		588	Family Practice Physician-Community Health Center									*	
		599-1	Medical Director (+10%)									*	
		599-2	Medical Director (+10%)-Part Time No Benefits									*	

**PAY RANGE & POSITION ASSIGNMENT
LINCOLN COUNTY EMPLOYEES ASSOCIATION**

Employees will receive an additional 1% over base pay after 10 years of service
and an additional 2.5% over base pay after 20 years of service

Effective: JULY 1, 2016

RANGE 1		1	2	3	4	5	6	7	8	9	10	11
1.5	SAL/MTH	1451	1494	1539	1585	1633	1682	1733	1784	1838	1893	1950
1.2	HRLY	8.37	8.62	8.88	9.15	9.42	9.70	10.00	10.30	10.60	10.92	11.25
		No Positions Assigned										
RANGE 2		1	2	3	4	5	6	7	8	9	10	11
2.5	SAL/MTH	1567	1614	1662	1712	1764	1817	1871	1927	1985	2045	2106
2.2	HRLY	9.04	9.31	9.59	9.88	10.18	10.48	10.79	11.12	11.45	11.80	12.15
		No Positions Assigned										
RANGE 3		1	2	3	4	5	6	7	8	9	10	11
3.5	SAL/MTH	1692	1743	1795	1849	1905	1962	2021	2081	2144	2208	2274
3.2	HRLY	9.76	10.06	10.36	10.67	10.99	11.32	11.66	12.01	12.37	12.74	13.12
		No Positions Assigned										
RANGE 4		1	2	3	4	5	6	7	8	9	10	11
4.5	SAL/MTH	1828	1883	1939	1997	2057	2119	2182	2248	2315	2385	2456
4.2	HRLY	10.54	10.86	11.19	11.52	11.87	12.22	12.59	12.97	13.36	13.76	14.17
		No Positions Assigned										
RANGE 5		1	2	3	4	5	6	7	8	9	10	11
5.5	SAL/MTH	1974	2033	2094	2157	2222	2288	2357	2428	2501	2576	2653
5.2	HRLY	11.39	11.73	12.08	12.44	12.82	13.20	13.60	14.01	14.43	14.86	15.31
		No Positions Assigned										
RANGE 6		1	2	3	4	5	6	7	8	9	10	11
6.5	SAL/MTH	2132	2196	2262	2330	2400	2471	2546	2622	2701	2782	2865
6.2	HRLY	12.30	12.67	13.05	13.44	13.84	14.26	14.69	15.13	15.58	16.05	16.53
		No Positions Assigned										
RANGE 7		1	2	3	4	5	6	7	8	9	10	11
7.5	SAL/MTH	2302	2372	2443	2516	2591	2669	2749	2832	2917	3004	3094
7.2	HRLY	13.28	13.68	14.09	14.52	14.95	15.40	15.86	16.34	16.83	17.33	17.85
		No Positions Assigned										

**PAY RANGE & POSITION ASSIGNMENT
LINCOLN COUNTY EMPLOYEES ASSOCIATION**

Employees will receive an additional 1% over base pay after 10 years of service
and an additional 2.5% over base pay after 20 years of service

Effective: JULY 1, 2016

RANGE 8		1	2	3	4	5	6	7	8	9	10	11
8.5	SAL/MTH	2487	2561	2638	2717	2799	2883	2969	3058	3150	3245	3342
8.2	HRLY	14.35	14.78	15.22	15.68	16.15	16.63	17.13	17.64	18.17	18.72	19.28
LI10	SAL/MTH	2512	2587	2665	2744	2827	2912	2999	3089	3182	3277	3375
8.2	HRLY	14.49	14.92	15.37	15.83	16.31	16.80	17.30	17.82	18.36	18.91	19.47
LI20	SAL/MTH	2549	2625	2704	2785	2869	2955	3043	3135	3229	3326	3425
8.2	HRLY	14.70	15.15	15.60	16.07	16.55	17.05	17.56	18.09	18.63	19.19	19.76
		459	Park Watchperson									
RANGE 9		1	2	3	4	5	6	7	8	9	10	11
9.5	SAL/MTH	2686	2766	2849	2935	3023	3113	3207	3303	3402	3504	3609
9.2	HRLY	15.49	15.96	16.44	16.93	17.44	17.96	18.50	19.06	19.63	20.22	20.82
LI10	SAL/MTH	2712	2794	2878	2964	3053	3144	3239	3336	3436	3539	3645
9.2	HRLY	15.65	16.12	16.60	17.10	17.61	18.14	18.69	19.25	19.82	20.42	21.03
LI20	SAL/MTH	2753	2835	2920	3008	3098	3191	3287	3386	3487	3592	3699
9.2	HRLY	15.88	16.36	16.85	17.35	17.87	18.41	18.96	19.53	20.12	20.72	21.34
		34	Transit Driver - Health and Human Services									
		250	Mail Clerk									
RANGE 10		1	2	3	4	5	6	7	8	9	10	11
10.5	SAL/MTH	2900	2987	3077	3169	3264	3362	3463	3567	3674	3784	3898
10.2	HRLY	16.73	17.24	17.75	18.29	18.83	19.40	19.98	20.58	21.20	21.83	22.49
LI10	SAL/MTH	2929	3017	3108	3201	3297	3396	3498	3603	3711	3822	3937
10.2	HRLY	16.90	17.41	17.93	18.47	19.02	19.59	20.18	20.79	21.41	22.05	22.71
LI20	SAL/MTH	2973	3062	3154	3249	3346	3446	3550	3656	3766	3879	3995
10.2	HRLY	17.15	17.67	18.20	18.74	19.30	19.88	20.48	21.09	21.73	22.38	23.05
		22	Legal Secretary 2-Case Manager									
		137	Legal Secretary 2-Post Conviction									
		138	Legal Secretary 2-Trial Secretary									
		139	Legal Secretary 2-Data Support									
		207	Office Specialist-Juvenile									
		283	Office Assistant 2- Health Records									
		507-1	Office Assistant 2 - Mental Health Secretary									
		524-2	Bookkeeper 1- Payee Program									
		524-3	Bookkeeper-Office Assistant 2									
		526	Office Assistant 2 - Child & Family									
		527	Office Assistant 2 - Environmental Health									
		529-1	Office Assistant 2 - Lincoln City Health Center									
		529-2	Office Assistant 2 - Public Health									
		531-1	Office Assistant 2 - Mental Health									
		531-3	Office Assistant 2 - Developmental Disabilities									

PAY RANGE & POSITION ASSIGNMENT
LINCOLN COUNTY EMPLOYEES ASSOCIATION

Employees will receive an additional 1% over base pay after 10 years of service
and an additional 2.5% over base pay after 20 years of service

Effective: JULY 1, 2016

RANGE 11		1	2	3	4	5	6	7	8	9	10	11
11.5	SAL/MTH	3133	3226	3323	3423	3526	3631	3740	3853	3968	4087	4210
11.2	HRLY	18.07	18.61	19.17	19.75	20.34	20.95	21.58	22.23	22.89	23.58	24.29
LI10	SAL/MTH	3164	3259	3357	3457	3561	3668	3778	3891	4008	4128	4252
11.2	HRLY	18.25	18.80	19.36	19.95	20.54	21.16	21.79	22.45	23.12	23.82	24.53
LI20	SAL/MTH	3211	3307	3406	3509	3614	3722	3834	3949	4067	4189	4315
11.2	HRLY	18.52	19.08	19.65	20.24	20.85	21.47	22.12	22.78	23.47	24.17	24.89
		23	Senior Legal Secretary									
		82	Deed Specialist									
		86	Assessment Specialist 2									
		144	Home Visitor									
		146	Clinic Assistant 2-WIC-Intrepreter									
		182	Permit Specialist									
		205	Office Assistant 2									
		257	Outreach and Enrollment Assistance Worker									
		532-3	Clinic Assistant 2-Certified Medical Assistant- LCHC-SBHC									
		535-3	Clinic Assistant 2-WIC									
		535-4	Clinic Assistant 2-Family Support Worker-Family Home Visiting									
		535-6	Clinic Assistant 2-School Based Health Center									
		577-1	Clinical Counselor 1-QMHA									
RANGE 12		1	2	3	4	5	6	7	8	9	10	11
12.5	SAL/MTH	3383	3485	3589	3697	3808	3922	4040	4161	4286	4414	4547
12.2	HRLY	19.52	20.10	20.71	21.33	21.97	22.63	23.31	24.00	24.72	25.47	26.23
LI10	SAL/MTH	3417	3519	3625	3734	3846	3961	4080	4202	4328	4458	4592
12.2	HRLY	19.71	20.30	20.91	21.54	22.19	22.85	23.54	24.24	24.97	25.72	26.49
LI20	SAL/MTH	3468	3572	3679	3789	3903	4020	4141	4265	4393	4525	4660
12.2	HRLY	20.01	20.61	21.22	21.86	22.52	23.19	23.89	24.60	25.34	26.10	26.89
		25	Caseworker Child Support									
		49	Senior Deputy Clerk									
		87	Assessment Specialist 3									
		153	Cartographic Technician 1									
		234	Senior Permit Specialist									
		331	Property Appraiser 1									
		452	Facilities Technician 1									
		457	Park Maintenance Worker									
		517	Material Supply Clerk									
		519	Medical Biller 2									

PAY RANGE & POSITION ASSIGNMENT
LINCOLN COUNTY EMPLOYEES ASSOCIATION

Employees will receive an additional 1% over base pay after 10 years of service
and an additional 2.5% over base pay after 20 years of service

Effective: JULY 1, 2016

RANGE 13		1	2	3	4	5	6	7	8	9	10	11	
13.5	SAL/MTH	3654	3763	3876	3993	4112	4236	4363	4494	4628	4767	4910	
13.2	HRLY	21.08	21.71	22.36	23.03	23.72	24.44	25.17	25.92	26.70	27.50	28.33	
LI10	SAL/MTH	3690	3801	3915	4032	4153	4278	4406	4539	4675	4815	4959	
13.2	HRLY	21.29	21.93	22.59	23.26	23.96	24.68	25.42	26.18	26.97	27.78	28.61	
LI20	SAL/MTH	3745	3857	3973	4092	4215	4342	4472	4606	4744	4886	5033	
13.2	HRLY	21.61	22.25	22.92	23.61	24.32	25.05	25.80	26.57	27.37	28.19	29.04	
		18	Crime Victim Advocate										
		54	User Support Specialist										
		65	Tax Clerk 2-Personal Property Deputy										
		80	Personal Property Specialist										
		233	Juvenile Facility Counselor 1										
		322	Cartographer Technician 2										
		454	Maintenance Technician 3										
		542	Environmental Health Specialist Trainee										
		543	Environmental Health Specialist Trainee										
		552-1	Clinical Counselor 2-QHMA										
RANGE 14		1	2	3	4	5	6	7	8	9	10	11	
14.5	SAL/MTH	3946	4064	4186	4312	4441	4575	4712	4853	4999	5149	5303	
14.2	HRLY	22.77	23.45	24.15	24.88	25.62	26.39	27.18	28.00	28.84	29.70	30.60	
LI10	SAL/MTH	3986	4105	4228	4355	4486	4620	4759	4902	5049	5200	5356	
14.2	HRLY	22.99	23.68	24.39	25.13	25.88	26.66	27.46	28.28	29.13	30.00	30.90	
LI20	SAL/MTH	4045	4166	4291	4420	4552	4689	4830	4974	5124	5277	5436	
14.2	HRLY	23.33	24.03	24.76	25.50	26.26	27.05	27.86	28.70	29.56	30.45	31.36	
		60	Tax Accounting Specialist										
		68	Treasurer Accounting Clerk										
		198	Clinic Counselor 3- Community Care Coordinator								*		
		201	Juvenile Counselor 1										
		232	Juvenile Facility Counselor 2										
		323	Lead Digital Cartographer										
		332	Property Appraiser 2										
		361	Planner 2										
		514-3	Health Education Specialist										
		553-1	Clinical Counselor 3-Substance Abuse								*		
		586	Developmental Disabilities Service Coordinator 3								*		

PAY RANGE & POSITION ASSIGNMENT
LINCOLN COUNTY EMPLOYEES ASSOCIATION

Employees will receive an additional 1% over base pay after 10 years of service
and an additional 2.5% over base pay after 20 years of service

Effective: JULY 1, 2016

RANGE 15		1	2	3	4	5	6	7	8	9	10	11
15.5	SAL/MTH	4262	4390	4521	4657	4797	4941	5089	5241	5399	5561	5727
15.2	HRLY	24.59	25.32	26.08	26.87	27.67	28.50	29.36	30.24	31.15	32.08	33.04
LI10	SAL/MTH	4304	4433	4566	4703	4845	4990	5140	5294	5453	5616	5785
15.2	HRLY	24.83	25.58	26.35	27.14	27.95	28.79	29.65	30.54	31.46	32.40	33.37
LI20	SAL/MTH	4368	4499	4634	4773	4917	5064	5216	5372	5534	5700	5871
15.2	HRLY	25.20	25.96	26.74	27.54	28.36	29.22	30.09	30.99	31.92	32.88	33.87
		53	Computer Technician									
		94	Property Manager									
		202	Juvenile Counselor 2									
		267	Developmental Disabilities Eligibility Specialist									*
		274	Developmental Disabilities Coordinator 4-Children's Services									*
		561-1	Clinical Counselor 4-QMHP									*
		587	Developmental Disabilities Service Coordinator-Adult Services									*
RANGE 16		1	2	3	4	5	6	7	8	9	10	11
16.5	SAL/MTH	4603	4741	4883	5029	5180	5336	5496	5661	5831	6005	6186
16.2	HRLY	26.55	27.35	28.17	29.02	29.89	30.78	31.71	32.66	33.64	34.65	35.69
LI10	SAL/MTH	4649	4788	4932	5080	5232	5389	5551	5717	5889	6066	6247
16.2	HRLY	26.82	27.62	28.45	29.31	30.19	31.09	32.02	32.98	33.97	34.99	36.04
LI20	SAL/MTH	4718	4859	5005	5155	5310	5469	5633	5802	5976	6156	6340
16.2	HRLY	27.22	28.03	28.88	29.74	30.63	31.55	32.50	33.47	34.48	35.51	36.58
		105-1	Detective - District Attorney									
		136	Community Health Nurse 2-MCH									
		175	Electrical Inspector									
		176	Combination Inspector									
		191	Mental Health Nurse									
		279	Behavioral Health Consultant									*
		333	Property Appraiser 3									
		334	Sales Data Analyst									
		363	Senior Planner									
		502-1	Community Health Nurse 2									
		502-2	Community Health Nurse 2-LCHC									
		502-3	Community Health Nurse 2- Nurse Family Partnership									
		502-4	Community Health Nurse 2-Public Health									
		502-8	Community Health Nurse 2-VA and LCHC									
		538	Environmental Health Specialist									
		539	Environmental Health Specialist									
		562-1	Clinical Counselor 5-QMHP									*
		562-3	Clinical Counselor 5- Addictions/ Co-Occurring Disorders-QMHP									*

**PAY RANGE & POSITION ASSIGNMENT
LINCOLN COUNTY EMPLOYEES ASSOCIATION**

Employees will receive an additional 1% over base pay after 10 years of service
and an additional 2.5% over base pay after 20 years of service

Effective: JULY 1, 2016

RANGE 17		1	2	3	4	5	6	7	8	9	10	11
17.5	SAL/MTH	4971	5120	5274	5432	5595	5763	5936	6114	6297	6486	6680
17.2	HRLY	28.68	29.54	30.42	31.34	32.28	33.25	34.24	35.27	36.33	37.42	38.54
LI10	SAL/MTH	5021	5171	5326	5486	5651	5820	5995	6175	6360	6551	6747
17.2	HRLY	28.96	29.83	30.73	31.65	32.60	33.58	34.59	35.62	36.69	37.79	38.93
LI20	SAL/MTH	5095	5248	5405	5568	5735	5907	6084	6266	6454	6648	6847
17.2	HRLY	29.40	30.28	31.19	32.12	33.08	34.08	35.10	36.15	37.24	38.35	39.50
		162 Senior Environmental Health Specialist										
RANGE 18		1	2	3	4	5	6	7	8	9	10	11
18.5	SAL/MTH	5369	5530	5696	5866	6042	6224	6410	6603	6801	7005	7215
18.2	HRLY	30.97	31.90	32.86	33.84	34.86	35.91	36.98	38.09	39.23	40.41	41.62
LI10	SAL/MTH	5422	5585	5752	5925	6103	6286	6474	6669	6869	7075	7287
18.2	HRLY	31.28	32.22	33.19	34.18	35.21	36.26	37.35	38.47	39.63	40.82	42.04
LI20	SAL/MTH	5503	5668	5838	6013	6193	6379	6571	6768	6971	7180	7395
18.2	HRLY	31.75	32.70	33.68	34.69	35.73	36.80	37.91	39.04	40.22	41.42	42.67
		No positions assigned										
											*	
RANGE 19		1	2	3	4	5	6	7	8	9	10	11
19.5	SAL/MTH	5798	5972	6151	6336	6526	6722	6923	7131	7345	7565	7792
19.2	HRLY	33.45	34.45	35.49	36.55	37.65	38.78	39.94	41.14	42.37	43.64	44.95
LI10	SAL/MTH	5856	6032	6213	6399	6591	6789	6992	7202	7418	7641	7870
19.2	HRLY	33.78	34.80	35.84	36.92	38.03	39.17	40.34	41.55	42.80	44.08	45.40
LI20	SAL/MTH	5943	6121	6305	6494	6689	6890	7096	7309	7528	7754	7987
19.2	HRLY	34.29	35.32	36.37	37.47	38.59	39.75	40.94	42.17	43.43	44.74	46.08
		No positions assigned										
											*	
RANGE 20		1	2	3	4	5	6	7	8	9	10	11
20.5	SAL/MTH	6262	6450	6643	6843	7048	7259	7477	7701	7932	8170	8415
20.2	HRLY	36.13	37.21	38.33	39.48	40.66	41.88	43.14	44.43	45.76	47.14	48.55
LI10	SAL/MTH	6325	6514	6710	6911	7118	7332	7552	7778	8012	8252	8500
20.2	HRLY	36.49	37.58	38.71	39.87	41.07	42.30	43.57	44.88	46.22	47.61	49.04
LI20	SAL/MTH	6418	6611	6809	7014	7224	7441	7664	7894	8131	8375	8626
20.2	HRLY	37.03	38.14	39.28	40.46	41.68	42.93	44.22	45.54	46.91	48.32	49.76
		No positions assigned										
											*	

**PAY RANGE & POSITION ASSIGNMENT
LINCOLN COUNTY EMPLOYEES ASSOCIATION**

Employees will receive an additional 1% over base pay after 10 years of service
and an additional 2.5% over base pay after 20 years of service

Effective: JULY 1, 2016

RANGE 21		1	2	3	4	5	6	7	8	9	10	11
21.5	SAL/MTH	6763	6966	7175	7390	7612	7840	8075	8317	8567	8824	9089
21.2	HRLY	39.02	40.19	41.39	42.63	43.91	45.23	46.59	47.99	49.42	50.91	52.43
LI10	SAL/MTH	6830	7035	7246	7464	7688	7918	8156	8401	8653	8912	9180
21.2	HRLY	39.41	40.59	41.81	43.06	44.35	45.68	47.05	48.47	49.92	51.42	52.96
LI20	SAL/MTH	6932	7140	7354	7575	7802	8036	8277	8525	8781	9045	9316
21.2	HRLY	39.99	41.19	42.43	43.70	45.01	46.36	47.75	49.18	50.66	52.18	53.75
		154 Family Nurse Practitioner-SBHC									*	
		515 Family Nurse Practitioner-LCHC									*	
		521-1 Psychiatric Mental Health Nurse Practitioner									*	
RANGE 22		1	2	3	4	5	6	7	8	9	10	11
22.5	SAL/MTH	7304	7523	7749	7981	8221	8467	8721	8983	9252	9530	9816
22.2	HRLY	42.14	43.40	44.70	46.04	47.43	48.85	50.31	51.82	53.38	54.98	56.63
LI10	SAL/MTH	7377	7598	7826	8061	8303	8552	8808	9073	9345	9625	9914
22.2	HRLY	42.56	43.84	45.15	46.51	47.90	49.34	50.82	52.34	53.91	55.53	57.20
LI20	SAL/MTH	7486	7711	7942	8181	8426	8679	8939	9207	9484	9768	10061
22.2	HRLY	43.19	44.49	45.82	47.20	48.61	50.07	51.57	53.12	54.71	56.35	58.05
		No Positions Assigned									*	
RANGE 23		1	2	3	4	5	6	7	8	9	10	11
23.5	SAL/MTH	7888	8125	8369	8620	8878	9145	9419	9701	9993	10292	10601
23.2	HRLY	45.51	46.87	48.28	49.73	51.22	52.76	54.34	55.97	57.65	59.38	61.16
LI10	SAL/MTH	7967	8206	8452	8706	8967	9236	9513	9798	10092	10395	10707
23.2	HRLY	45.96	47.34	48.76	50.23	51.73	53.28	54.88	56.53	58.23	59.97	61.77
LI20	SAL/MTH	8085	8328	8578	8835	9100	9373	9654	9944	10242	10550	10866
23.2	HRLY	46.65	48.05	49.49	50.97	52.50	54.08	55.70	57.37	59.09	60.86	62.69
		No Positions Assigned									*	
RANGE 24		1	2	3	4	5	6	7	8	9	10	11
24.5	SAL/MTH	8519	8775	9038	9309	9588	9876	10172	10478	10792	11116	11449
24.2	HRLY	49.15	50.62	52.14	53.71	55.32	56.98	58.69	60.45	62.26	64.13	66.05
LI10	SAL/MTH	8604	8863	9128	9402	9684	9975	10274	10582	10900	11227	11564
24.2	HRLY	49.64	51.13	52.66	54.24	55.87	57.55	59.27	61.05	62.88	64.77	66.71
LI20	SAL/MTH	8732	8994	9264	9542	9828	10123	10427	10740	11062	11394	11735
24.2	HRLY	50.38	51.89	53.45	55.05	56.70	58.40	60.15	61.96	63.82	65.73	67.70
		No Positions Assigned									*	

**PAY RANGE & POSITION ASSIGNMENT
LINCOLN COUNTY EMPLOYEES ASSOCIATION**

Employees will receive an additional 1% over base pay after 10 years of service
and an additional 2.5% over base pay after 20 years of service

Effective: JULY 1, 2016

RANGE 25		1	2	3	4	5	6	7	8	9	10	11	
25.5	SAL/MTH	9201	9477	9761	10054	10356	10666	10986	11316	11655	12005	12365	
25.2	HRLY	53.08	54.67	56.31	58.00	59.74	61.54	63.38	65.28	67.24	69.26	71.34	
LI10	SAL/MTH	9293	9572	9859	10154	10459	10773	11096	11429	11772	12125	12489	
25.2	HRLY	53.61	55.22	56.88	58.58	60.34	62.15	64.02	65.94	67.91	69.95	72.05	
LI20	SAL/MTH	9431	9714	10005	10305	10614	10933	11261	11599	11947	12305	12674	
25.2	HRLY	54.41	56.04	57.72	59.45	61.24	63.07	64.97	66.92	68.92	70.99	73.12	
		No Positions Assigned										*	
RANGE 26		1	2	3	4	5	6	7	8	9	10	11	
26.5	SAL/MTH	9937	10235	10542	10858	11184	11520	11865	12221	12588	12965	13354	
26.2	HRLY	57.33	59.05	60.82	62.64	64.52	66.46	68.45	70.51	72.62	74.80	77.04	
LI10	SAL/MTH	10036	10337	10647	10967	11296	11635	11984	12343	12714	13095	13488	
26.2	HRLY	57.90	59.64	61.43	63.27	65.17	67.12	69.14	71.21	73.35	75.55	77.81	
LI20	SAL/MTH	10185	10491	10806	11130	11464	11807	12162	12527	12902	13289	13688	
26.2	HRLY	58.76	60.52	62.34	64.21	66.14	68.12	70.16	72.27	74.44	76.67	78.97	
		No Positions Assigned										*	

PAY RANGE & POSITION ASSIGNMENT
LINCOLN COUNTY EMPLOYEES ASSOCIATION-TRANSIT

Employees will receive an additional 1% over base pay after 10 years of service
and an additional 2.5% over base pay after 20 years of service

Effective: JULY 1, 2016

		1	2	3	4	5	6	7	8	9	10	11
BASE												
9.5	SAL/MTH	2712	2793	2877	2963	3052	3144	3238	3335	3435	3538	3644
9.2	Hourly	15.64	16.11	16.60	17.09	17.61	18.14	18.68	19.24	19.82	20.41	21.02
LI 10	SAL/MTH	2739	2821	2906	2993	3082	3175	3270	3368	3469	3573	3681
9.2	Hourly	15.80	16.27	16.76	17.27	17.78	18.32	18.87	19.43	20.02	20.62	21.23
LI 20	SAL/MTH	2779	2863	2949	3037	3128	3222	3319	3418	3521	3627	3735
9.2	Hourly	16.04	16.52	17.01	17.52	18.05	18.59	19.15	19.72	20.31	20.92	21.55
			5	Dispatcher								
			9	Driver								
		1	2	3	4	5	6	7	8	9	10	11
BASE												
10.5	SAL/MTH	2929	3017	3108	3201	3297	3396	3498	3603	3711	3822	3937
10.2	Hourly	16.90	17.41	17.93	18.47	19.02	19.59	20.18	20.79	21.41	22.05	22.71
LI 10	SAL/MTH	2959	3047	3139	3233	3330	3430	3533	3639	3748	3860	3976
10.2	Hourly	17.07	17.58	18.11	18.65	19.21	19.79	20.38	20.99	21.62	22.27	22.94
LI 20	SAL/MTH	3003	3093	3185	3281	3379	3481	3585	3693	3804	3918	4035
10.2	Hourly	17.32	17.84	18.38	18.93	19.50	20.08	20.68	21.30	21.94	22.60	23.28
			183	Lead Dispatcher								
			184	Driver-Trainer								

PAY RANGE & POSITION ASSIGNMENT
LINCOLN COUNTY EMPLOYEES ASSOCIATION-ROADS

Employees will receive an additional 1% over base pay after 10 years of service
and an additional 2.5% over base pay after 20 years of service

Effective: JULY 1, 2016

RANGE 11		1	2	3	4	5	6	7	8	9	10	11
11.5	SAL/MTH	3162	3257	3355	3456	3559	3666	3776	3889	4006	4126	4250
11.2	HRLY	18.24	18.79	19.36	19.94	20.53	21.15	21.78	22.44	23.11	23.81	24.52
LI10	SAL/MTH	3194	3290	3389	3490	3595	3703	3814	3928	4046	4167	4292
11.2	HRLY	18.43	18.98	19.55	20.14	20.74	21.36	22.00	22.66	23.34	24.04	24.76
LI20	SAL/MTH	3241	3339	3439	3542	3648	3758	3870	3987	4106	4229	4356
11.2	HRLY	18.70	19.26	19.84	20.43	21.05	21.68	22.33	23.00	23.69	24.40	25.13
		401 Road Maintenance Worker 1										
RANGE 12		1	2	3	4	5	6	7	8	9	10	11
12.5	SAL/MTH	3415	3518	3623	3732	3844	3959	4078	4200	4327	4456	4590
12.2	HRLY	19.70	20.30	20.90	21.53	22.18	22.84	23.53	24.23	24.96	25.71	26.48
LI10	SAL/MTH	3450	3553	3660	3769	3882	3999	4119	4242	4370	4501	4636
12.2	HRLY	19.90	20.50	21.11	21.75	22.40	23.07	23.76	24.48	25.21	25.97	26.75
LI20	SAL/MTH	3501	3606	3714	3825	3940	4058	4180	4306	4435	4568	4705
12.2	HRLY	20.20	20.80	21.43	22.07	22.73	23.41	24.12	24.84	25.58	26.35	27.14
		402 Road Maintenance Worker 2										
RANGE 13		1	2	3	4	5	6	7	8	9	10	11
13.5	SAL/MTH	3689	3799	3913	4031	4152	4276	4404	4537	4673	4813	4957
13.2	HRLY	21.28	21.92	22.58	23.25	23.95	24.67	25.41	26.17	26.96	27.77	28.60
LI10	SAL/MTH	3725	3837	3952	4071	4193	4319	4448	4582	4719	4861	5007
13.2	HRLY	21.49	22.14	22.80	23.49	24.19	24.92	25.66	26.43	27.23	28.04	28.89
LI20	SAL/MTH	3781	3894	4011	4131	4255	4383	4515	4650	4789	4933	5081
13.2	HRLY	21.81	22.47	23.14	23.84	24.55	25.29	26.05	26.83	27.63	28.46	29.31
		403 Road Maintenance Worker 3										
		420 Vegetation Control Technician										
		437 Road Service Worker										
RANGE 14		1	2	3	4	5	6	7	8	9	10	11
14.5	SAL/MTH	3984	4103	4226	4353	4484	4618	4757	4899	5046	5198	5354
14.2	HRLY	22.98	23.67	24.38	25.11	25.87	26.64	27.44	28.27	29.11	29.99	30.89
LI10	SAL/MTH	4024	4144	4269	4397	4529	4664	4804	4948	5097	5250	5407
14.2	HRLY	23.21	23.91	24.63	25.37	26.13	26.91	27.72	28.55	29.41	30.29	31.20
LI20	SAL/MTH	4083	4206	4332	4462	4596	4734	4876	5022	5173	5328	5488
14.2	HRLY	23.56	24.26	24.99	25.74	26.51	27.31	28.13	28.97	29.84	30.74	31.66
		432 Mechanic										

PAY RANGE & POSITION ASSIGNMENT
LINCOLN COUNTY EMPLOYEES ASSOCIATION-ROADS

Employees will receive an additional 1% over base pay after 10 years of service
and an additional 2.5% over base pay after 20 years of service

Effective: JULY 1, 2016

		1	2	3	4	5	6	7	8	9	10	11
RANGE 15												
15.5	SAL/MTH	4302	4431	4564	4701	4842	4988	5137	5291	5450	5614	5782
15.2	HRLY	24.82	25.57	26.33	27.12	27.94	28.77	29.64	30.53	31.44	32.39	33.36
L110	SAL/MTH	4345	4476	4610	4748	4891	5038	5189	5344	5505	5670	5840
15.2	HRLY	25.07	25.82	26.60	27.39	28.22	29.06	29.93	30.83	31.76	32.71	33.69
L120	SAL/MTH	4410	4542	4679	4819	4963	5112	5266	5424	5586	5754	5927
15.2	HRLY	25.44	26.21	26.99	27.80	28.64	29.49	30.38	31.29	32.23	33.20	34.19
		No positions assigned										

PAY RANGE & POSITION ASSIGNMENT
LINCOLN COUNTY EMPLOYEES ASSOCIATION-DISTRICT ATTORNEY
 Employees will receive an additional 1% over base pay after 10 years of service
 and an additional 2.5% over base pay after 20 years of service

Effective: July 1, 2015

RANGE 18		1	2	3	4	5	6	7	8	9	10	11	
18.5	SAL/MTH	5056	5207	5364	5525	5690	5861	6037	6218	6404	6597	6794	
18.2	HRLY	29.17	30.04	30.94	31.87	32.83	33.81	34.83	35.87	36.95	38.06	39.20	
LI10	SAL/MTH	5106	5259	5417	5580	5747	5920	6097	6280	6468	6663	6862	
18.2	HRLY	29.46	30.34	31.25	32.19	33.16	34.15	35.18	36.23	37.32	38.44	39.59	
LI20	SAL/MTH	5182	5338	5498	5663	5833	6007	6188	6373	6565	6761	6964	
18.2	HRLY	29.90	30.79	31.72	32.67	33.65	34.66	35.70	36.77	37.87	39.01	40.18	
		076-1 Deputy District Attorney 1									*		
		076-2 Deputy District Attorney 1-Domestic Violence Prosecutor									*		
RANGE 19		1	2	3	4	5	6	7	8	9	10	11	
19.5	SAL/MTH	5460	5624	5793	5966	6145	6330	6520	6715	6917	7124	7338	
19.2	HRLY	31.50	32.45	33.42	34.42	35.45	36.52	37.61	38.74	39.90	41.10	42.33	
LI10	SAL/MTH	5515	5680	5851	6026	6207	6393	6585	6782	6986	7196	7411	
19.2	HRLY	31.82	32.77	33.75	34.77	35.81	36.88	37.99	39.13	40.30	41.51	42.76	
LI20	SAL/MTH	5597	5765	5938	6116	6299	6488	6683	6883	7090	7302	7521	
19.2	HRLY	32.29	33.26	34.25	35.28	36.34	37.43	38.55	39.71	40.90	42.13	43.39	
		77 Deputy District Attorney 2									*		
RANGE 20		1	2	3	4	5	6	7	8	9	10	11	
20.5	SAL/MTH	5897	6074	6256	6444	6637	6836	7041	7253	7470	7694	7925	
20.2	HRLY	34.02	35.04	36.09	37.18	38.29	39.44	40.62	41.84	43.10	44.39	45.72	
LI10	SAL/MTH	5956	6135	6319	6508	6703	6905	7112	7325	7545	7771	8004	
20.2	HRLY	34.36	35.39	36.45	37.55	38.67	39.83	41.03	42.26	43.53	44.83	46.18	
LI20	SAL/MTH	6044	6226	6413	6605	6803	7007	7217	7434	7657	7887	8123	
20.2	HRLY	34.87	35.92	37.00	38.11	39.25	40.43	41.64	42.89	44.17	45.50	46.86	
		78 Deputy District Attorney 3									*		

PAY RANGE & POSITION ASSIGNMENT
LINCOLN COUNTY CHAPTER OF THE FEDERATION
OF OREGON PAROLE AND PROBATION OFFICERS (FOPPO)

Employees will receive an additional 1% over base pay after 10 years of service
and an additional 2.5% over base pay after 20 years of service

Effective: JULY 1, 2016

BASE												
RANGE 15		1	2	3	4	5	6	7	8	9	10	11
15.5	SAL/MTH	4085	4208	4334	4464	4598	4736	4878	5024	5175	5330	5490
15.2	HRLY	23.57	24.28	25.00	25.75	26.53	27.32	28.14	28.99	29.86	30.75	31.67
LI10	SAL/MTH	4126	4250	4377	4509	4644	4783	4927	5075	5227	5384	5545
15.2	HRLY	23.80	24.52	25.25	26.01	26.79	27.60	28.42	29.28	30.15	31.06	31.99
LI20	SAL/MTH	4187	4313	4442	4576	4713	4854	5000	5150	5304	5464	5628
15.2	HRLY	24.16	24.88	25.63	26.40	27.19	28.01	28.85	29.71	30.60	31.52	32.47
		206 Parole & Probation Officer										
INT	(INTERMEDIATE CERTIFICATE = BASE + 2%)											
		1	2	3	4	5	6	7	8	9	10	11
15.5	SAL/MTH	4167	4292	4421	4553	4690	4831	4976	5125	5279	5437	5600
15.2	HRLY	24.04	24.76	25.50	26.27	27.06	27.87	28.71	29.57	30.45	31.37	32.31
LI10	SAL/MTH	4209	4335	4465	4599	4737	4879	5025	5176	5331	5491	5656
15.2	HRLY	24.28	25.01	25.76	26.53	27.33	28.15	28.99	29.86	30.76	31.68	32.63
LI20	SAL/MTH	4271	4399	4531	4667	4807	4951	5100	5253	5411	5573	5740
15.2	HRLY	24.64	25.38	26.14	26.93	27.73	28.57	29.42	30.31	31.21	32.15	33.12
		206 Parole & Probation Officer										
ADV	(ADVANCED CERTIFICATE OR DEGREE = BASE + 4%)											
		1	2	3	4	5	6	7	8	9	10	11
15.5	SAL/MTH	4249	4376	4507	4643	4782	4925	5073	5225	5382	5544	5710
15.2	HRLY	24.51	25.25	26.00	26.78	27.59	28.42	29.27	30.15	31.05	31.98	32.94
LI10	SAL/MTH	4291	4420	4552	4689	4830	4975	5124	5278	5436	5599	5767
15.2	HRLY	24.76	25.50	26.26	27.05	27.86	28.70	29.56	30.45	31.36	32.30	33.27
LI20	SAL/MTH	4355	4486	4620	4759	4901	5049	5200	5356	5517	5682	5853
15.2	HRLY	25.12	25.88	26.65	27.45	28.28	29.13	30.00	30.90	31.83	32.78	33.77
		206 Parole & Probation Officer										

PAY RANGE & POSITION ASSIGNMENT
LINCOLN COUNTY CHAPTER OF THE FEDERATION
OF OREGON PAROLE AND PROBATION OFFICERS (FOPPO)

Employees will receive an additional 1% over base pay after 10 years of service
and an additional 2.5% over base pay after 20 years of service

Effective: JULY 1, 2016

FTO (FTO AND NOTHING ELSE = BASE + 2.5%)												
		1	2	3	4	5	6	7	8	9	10	11
15.5	SAL/MTH	4187	4313	4442	4576	4713	4854	5000	5150	5304	5464	5628
15.2	HRLY	24.16	24.88	25.63	26.40	27.19	28.01	28.85	29.71	30.60	31.52	32.47
LI10	SAL/MTH	4229	4356	4487	4621	4760	4903	5050	5201	5358	5518	5684
15.2	HRLY	24.40	25.13	25.89	26.66	27.46	28.29	29.13	30.01	30.91	31.84	32.79
LI20	SAL/MTH	4292	4421	4553	4690	4831	4976	5125	5279	5437	5600	5768
15.2	HRLY	24.76	25.50	26.27	27.06	27.87	28.71	29.57	30.45	31.37	32.31	33.28
		206 Parole & Probation Officer										
FTO + INT (FTO + INTERMEDIATE CERTIFICATE = BASE + 2% + 2.5%)												
		1	2	3	4	5	6	7	8	9	10	11
15.5	SAL/MTH	4271	4399	4531	4667	4807	4951	5100	5253	5411	5573	5740
15.2	HRLY	24.64	25.38	26.14	26.93	27.73	28.57	29.42	30.31	31.21	32.15	33.12
LI10	SAL/MTH	4314	4443	4577	4714	4855	5001	5151	5305	5465	5629	5797
15.2	HRLY	24.89	25.63	26.40	27.20	28.01	28.85	29.72	30.61	31.53	32.47	33.45
LI20	SAL/MTH	4378	4509	4645	4784	4927	5075	5227	5384	5546	5712	5884
15.2	HRLY	25.26	26.01	26.80	27.60	28.43	29.28	30.16	31.06	32.00	32.95	33.94
		206 Parole & Probation Officer										
FTO + ADV (FTO + ADVANCED CERTIFICATE = BASE + 4% + 2.5%)												
		1	2	3	4	5	6	7	8	9	10	11
15.5	SAL/MTH	4355	4486	4620	4759	4901	5049	5200	5356	5517	5682	5853
15.2	HRLY	25.12	25.88	26.65	27.45	28.28	29.13	30.00	30.90	31.83	32.78	33.77
LI10	SAL/MTH	4398	4530	4666	4806	4950	5099	5252	5410	5572	5739	5911
15.2	HRLY	25.38	26.14	26.92	27.73	28.56	29.42	30.30	31.21	32.15	33.11	34.10
LI20	SAL/MTH	4464	4598	4736	4878	5024	5175	5330	5490	5655	5824	5999
15.2	HRLY	25.75	26.53	27.32	28.14	28.98	29.85	30.75	31.67	32.62	33.60	34.61
		206 Parole & Probation Officer										

LCDA PAY PLAN

EFFECTIVE JULY 1, 2015

LI= Longevity increase-Employees who attain 10 years of continuous service with the Sheriff's Office will be entitled to a longevity increase equal to 1% of their current wage

NORMAL		1	2	3	4	5	6	LI (10)
7.5	SAL/MTH	2305	2429	2559	2697	2842	2994	3024
7.2	HRLY	13.30	14.01	14.76	15.56	16.39	17.27	17.45
		No Positions Assigned						
NORMAL		1	2	3	4	5	6	LI (10)
8.5	SAL/MTH	2490	2624	2765	2913	3070	3235	3267
8.2	HRLY	14.36	15.14	15.95	16.81	17.71	18.66	18.85
		145 Animal Care Specialist						
NORMAL		1	2	3	4	5	6	LI (10)
9.5	SAL/MTH	2688	2833	2985	3145	3314	3493	3528
9.2	HRLY	15.51	16.34	17.22	18.15	19.12	20.15	20.35
		124 Cook						
NORMAL		1	2	3	4	5	6	LI (10)
10.5	SAL/MTH	2904	3060	3225	3398	3580	3773	3811
10.2	HRLY	16.75	17.65	18.60	19.60	20.66	21.77	21.98
		100 Corrections Health Office Assistant 2						
		111 Support Services Specialist						
		112 Warrants-Transport						
		278 Evidence Control Specialist						
NORMAL		1	2	3	4	5	6	LI (10)
11.5	SAL/MTH	3136	3304	3482	3669	3866	4074	4115
11.2	HRLY	18.09	19.06	20.09	21.17	22.31	23.51	23.74
		113 Civil Deputy						
		141 Animal Services Deputy						

LCDA PAY PLAN

EFFECTIVE JULY 1, 2015

LI= Longevity increase-Employees who attain 10 years of continuous service with the Sheriff's Office will be entitled to a longevity increase equal to 1% of their current wage

NORMAL		1	2	3	4	5	6	LI (10)
12.5	SAL/MTH	3386	3568	3760	3962	4175	4400	4444
12.2	HRLY	19.54	20.59	21.69	22.86	24.09	25.38	25.64
		187	Corrections Health Nurse LPN					
NORMAL		1	2	3	4	5	6	LI (10)
13.5	SAL/MTH	3657	3853	4061	4279	4509	4751	4799
13.2	HRLY	21.10	22.23	23.43	24.69	26.01	27.41	27.68
		272	Emergency Manager Assistant					
NORMAL		1	2	3	4	5	6	LI (10)
14.5	SAL/MTH	3950	4162	4386	4622	4870	5132	5183
14.2	HRLY	22.79	24.01	25.30	26.66	28.10	29.61	29.90
		103	Deputy Sheriff -Patrol					
		121	Corrections Deputy					
NORMAL		1	2	3	4	5	6	LI (10)
15.5	SAL/MTH	4266	4496	4737	4992	5260	5543	5598
15.2	HRLY	24.61	25.94	27.33	28.80	30.35	31.98	32.30
		105-2	Detective					
		129	Corrections Corporal					
NORMAL		1	2	3	4	5	6	LI (10)
16.5	SAL/MTH	4607	4855	5116	5391	5681	5986	6046
16.2	HRLY	26.58	28.01	29.51	31.10	32.77	34.53	34.88
		101	Corrections Health Nurse					
		560	Inmate Counselor					

LCDA PAY PLAN

EFFECTIVE JULY 1, 2015

LI= Longevity increase-Employees who attain 10 years of continuous service with the Sheriff's Office will be entitled to a longevity increase equal to 1% of their current wage

INTERMEDIATE CERTIFICATE								
BASE + 2% or \$50 whichever is greater								
INTERMEDIATE		1	2	3	4	5	6	LI (10)
7.5	SAL/MTH	2351	2477	2610	2751	2898	3054	3085
7.2	HRLY	13.56	14.29	15.06	15.87	16.72	17.62	17.80
No Positions Assigned								
INTERMEDIATE		1	2	3	4	5	6	LI (10)
8.5	SAL/MTH	2540	2676	2820	2972	3131	3300	3333
8.2	HRLY	14.65	15.44	16.27	17.14	18.06	19.04	19.23
145 Animal Care Specialist								
INTERMEDIATE		1	2	3	4	5	6	LI (10)
9.5	SAL/MTH	2742	2889	3045	3208	3381	3563	3598
9.2	HRLY	15.82	16.67	17.57	18.51	19.50	20.55	20.76
124 Cook								
INTERMEDIATE		1	2	3	4	5	6	LI (10)
10.5	SAL/MTH	2962	3121	3289	3466	3652	3848	3887
10.2	HRLY	17.09	18.01	18.97	19.99	21.07	22.20	22.42
100 Corrections Health Office Assistant 2								
111 Support Services Specialist								
112 Warrants-Transport								
278 Evidence Control Specialist								
INTERMEDIATE		1	2	3	4	5	6	LI (10)
11.5	SAL/MTH	3199	3371	3552	3743	3944	4156	4197
11.2	HRLY	18.45	19.45	20.49	21.59	22.75	23.98	24.22
113 Civil Deputy								
141 Animal Services Deputy								

LCDA PAY PLAN

EFFECTIVE JULY 1, 2015

LI= Longevity increase-Employees who attain 10 years of continuous service with the Sheriff's Office will be entitled to a longevity increase equal to 1% of their current wage

INTERMEDIATE		1	2	3	4	5	6	LI (10)
12.5	SAL/MTH	3454	3640	3835	4041	4259	4488	4532
12.2	HRLY	19.93	21.00	22.13	23.32	24.57	25.89	26.15
		187	Corrections Health Nurse LPN					
INTERMEDIATE		1	2	3	4	5	6	LI (10)
13.5	SAL/MTH	3730	3931	4142	4364	4599	4846	4895
13.2	HRLY	21.52	22.68	23.89	25.18	26.53	27.96	28.24
		272	Emergency Manager Assistant					
INTERMEDIATE		1	2	3	4	5	6	LI (10)
14.5	SAL/MTH	4029	4245	4474	4714	4968	5235	5287
14.2	HRLY	23.24	24.49	25.81	27.20	28.66	30.20	30.50
		103	Deputy Sheriff-Patrol					
		121	Corrections Deputy					
INTERMEDIATE		1	2	3	4	5	6	LI (10)
15.5	SAL/MTH	4352	4586	4832	5092	5365	5654	5710
15.2	HRLY	25.11	26.46	27.88	29.38	30.95	32.62	32.94
		105-2	Detective					
		129	Corrections Corporal					
INTERMEDIATE		1	2	3	4	5	6	LI (10)
16.5	SAL/MTH	4699	4952	5218	5499	5794	6106	6167
16.2	HRLY	27.11	28.57	30.10	31.72	33.43	35.22	35.58
		101	Corrections Health Nurse					
		560	Inmate Counselor					

LCDA PAY PLAN

EFFECTIVE JULY 1, 2015

LI= Longevity increase-Employees who attain 10 years of continuous service with the Sheriff's Office will be entitled to a longevity increase equal to 1% of their current wage

ADVANCED CERTIFICATE OR DEGREE								
Base + 4% or \$100 whichever is greater								
ADVANCED		1	2	3	4	5	6	LI (10)
7.5	SAL/MTH	2397	2526	2661	2804	2955	3114	3145
7.2	HRLY	13.83	14.57	15.35	16.18	17.05	17.97	18.15
No Positions Assigned								
ADVANCED		1	2	3	4	5	6	LI (10)
8.5	SAL/MTH	2589	2729	2875	3030	3193	3364	3398
8.2	HRLY	14.94	15.74	16.59	17.48	18.42	19.41	19.60
145 Animal Care Specialist								
ADVANCED		1	2	3	4	5	6	LI (10)
9.5	SAL/MTH	2796	2946	3104	3271	3447	3632	3669
9.2	HRLY	16.13	17.00	17.91	18.87	19.89	20.96	21.17
124 Cook								
ADVANCED		1	2	3	4	5	6	LI (10)
10.5	SAL/MTH	3020	3182	3353	3534	3724	3924	3963
10.2	HRLY	17.42	18.36	19.35	20.39	21.48	22.64	22.86
100 Corrections Health Office Assistant 2								
111 Support Services Specialist								
112 Warrants-Transport								
278 Evidence Control Specialist								
ADVANCED		1	2	3	4	5	6	LI (10)
11.5	SAL/MTH	3261	3437	3621	3816	4021	4237	4280
11.2	HRLY	18.82	19.83	20.89	22.02	23.20	24.45	24.69
113 Civil Deputy								
141 Animal Services Deputy								

LCDA PAY PLAN

EFFECTIVE JULY 1, 2015

LI= Longevity increase-Employees who attain 10 years of continuous service with the Sheriff's Office will be entitled to a longevity increase equal to 1% of their current wage

ADVANCED		1	2	3	4	5	6	LI (10)
12.5	SAL/MTH	3522	3711	3910	4121	4342	4576	4621
12.2	HRLY	20.32	21.41	22.56	23.77	25.05	26.40	26.66
		187	Corrections Health Nurse LPN					
ADVANCED		1	2	3	4	5	6	LI (10)
13.5	SAL/MTH	3803	4008	4223	4450	4689	4941	4991
13.2	HRLY	21.94	23.12	24.36	25.67	27.05	28.51	28.79
		272	Emergency Manager Assistant					
ADVANCED		1	2	3	4	5	6	LI (10)
14.5	SAL/MTH	4108	4329	4561	4807	5065	5337	5391
14.2	HRLY	23.70	24.97	26.32	27.73	29.22	30.79	31.10
		103	Deputy Sheriff-Patrol					
		121	Corrections Deputy					
ADVANCED		1	2	3	4	5	6	LI (10)
15.5	SAL/MTH	4437	4676	4927	5192	5471	5765	5822
15.2	HRLY	25.60	26.97	28.42	29.95	31.56	33.26	33.59
		105-2	Detective					
		129	Corrections Corporal					
ADVANCED		1	2	3	4	5	6	LI (10)
16.5	SAL/MTH	4792	5049	5320	5606	5908	6225	6288
16.2	HRLY	27.64	29.13	30.69	32.34	34.08	35.92	36.27
		101	Corrections Health Nurse					
		560	Inmate Counselor					
FTO - NOTHING ELSE								
Base + 2.5%								
FTO		1	2	3	4	5	6	LI (10)
7.5	SAL/MTH	2362	2489	2623	2764	2913	3069	3100
7.2	HRLY	13.63	14.36	15.13	15.95	16.80	17.71	17.88
			No Positions Assigned					

LCDA PAY PLAN

EFFECTIVE JULY 1, 2015

LI= Longevity increase-Employees who attain 10 years of continuous service with the Sheriff's Office will be entitled to a longevity increase equal to 1% of their current wage

FTO		1	2	3	4	5	6	LI (10)
8.5	SAL/MTH	2552	2689	2834	2986	3147	3316	3349
8.2	HRLY	14.72	15.51	16.35	17.23	18.15	19.13	19.32
		145 Animal Care Specialist						
FTO		1	2	3	4	5	6	LI (10)
9.5	SAL/MTH	2755	2904	3060	3224	3397	3580	3616
9.2	HRLY	15.90	16.75	17.65	18.60	19.60	20.65	20.86
		124 Cook						
FTO		1	2	3	4	5	6	LI (10)
10.5	SAL/MTH	2977	3137	3305	3483	3670	3867	3906
10.2	HRLY	17.17	18.10	19.07	20.09	21.17	22.31	22.53
		100 Corrections Health Office Assistant 2						
		111 Support Services Specialist						
		112 Warrants-Transport						
		278 Evidence Control Specialist						
FTO		1	2	3	4	5	6	LI (10)
11.5	SAL/MTH	3214	3387	3569	3761	3963	4176	4218
11.2	HRLY	18.54	19.54	20.59	21.70	22.86	24.09	24.33
		113 Civil Deputy						
		141 Animal Services Deputy						
FTO		1	2	3	4	5	6	LI (10)
12.5	SAL/MTH	3471	3657	3854	4061	4279	4510	4555
12.2	HRLY	20.02	21.10	22.23	23.43	24.69	26.02	26.28
		187 Corrections Health Nurse LPN						
FTO		1	2	3	4	5	6	LI (10)
13.5	SAL/MTH	3748	3950	4162	4386	4622	4870	4919
13.2	HRLY	21.62	22.79	24.01	25.30	26.66	28.10	28.38
		272 Emergency Manager Assistant						

LCDA PAY PLAN

EFFECTIVE JULY 1, 2015

LI= Longevity increase-Employees who attain 10 years of continuous service with the Sheriff's Office will be entitled to a longevity increase equal to 1% of their current wage

FTO		1	2	3	4	5	6	LI (10)
14.5	SAL/MTH	4049	4266	4496	4737	4992	5260	5313
14.2	HRLY	23.36	24.61	25.94	27.33	28.80	30.35	30.65
		103	Deputy Sheriff -Patrol					
		121	Corrections Deputy					
FTO		1	2	3	4	5	6	LI (10)
15.5	SAL/MTH	4373	4608	4856	5117	5392	5682	5738
15.2	HRLY	25.23	26.59	28.01	29.52	31.11	32.78	33.11
		105-2	Detective					
		129	Corrections Corporal					
FTO		1	2	3	4	5	6	LI (10)
16.5	SAL/MTH	4722	4976	5244	5526	5823	6136	6197
16.2	HRLY	27.24	28.71	30.25	31.88	33.59	35.40	35.75
		101	Corrections Health Nurse					
		560	Inmate Counselor					
FTO + INTERMEDIATE CERTIFICATE								
Base +2% + 2.5%								
FTO + INTER		1	2	3	4	5	6	LI (10)
7.5	SAL/MTH	2409	2539	2675	2819	2971	3131	3162
7.2	HRLY	13.90	14.65	15.44	16.27	17.14	18.06	18.24
			No Positions Assigned					
FTO + INTER		1	2	3	4	5	6	LI (10)
8.5	SAL/MTH	2603	2743	2890	3046	3210	3382	3416
8.2	HRLY	15.02	15.83	16.68	17.57	18.52	19.51	19.71
		145	Animal Care Specialist					
FTO + INTER		1	2	3	4	5	6	LI (10)
9.5	SAL/MTH	2811	2962	3121	3289	3465	3652	3688
9.2	HRLY	16.21	17.09	18.00	18.97	19.99	21.07	21.28
		124	Cook					

LCDA PAY PLAN

EFFECTIVE JULY 1, 2015

LI= Longevity increase-Employees who attain 10 years of continuous service with the Sheriff's Office will be entitled to a longevity increase equal to 1% of their current wage

FTO + INTER		1	2	3	4	5	6	LI (10)
10.5	SAL/MTH	3036	3199	3371	3552	3743	3945	3984
10.2	HRLY	17.52	18.46	19.45	20.49	21.60	22.76	22.98
		100	Corrections Health Office Assistant 2					
		111	Support Services Specialist					
		112	Warrants-Transport					
		278	Evidence Control Specialist					
FTO + INTER		1	2	3	4	5	6	LI (10)
11.5	SAL/MTH	3279	3455	3641	3836	4042	4260	4302
11.2	HRLY	18.92	19.93	21.00	22.13	23.32	24.58	24.82
		113	Civil Deputy					
		141	Animal Services Deputy					
FTO + INTER		1	2	3	4	5	6	LI (10)
12.5	SAL/MTH	3540	3731	3931	4142	4365	4600	4646
12.2	HRLY	20.42	21.52	22.68	23.90	25.18	26.54	26.80
		187	Corrections Health Nurse LPN					
FTO + INTER		1	2	3	4	5	6	LI (10)
13.5	SAL/MTH	3823	4029	4245	4474	4714	4967	5017
13.2	HRLY	22.06	23.24	24.49	25.81	27.20	28.66	28.94
		272	Emergency Manager Assistant					
FTO + INTER		1	2	3	4	5	6	LI (10)
14.5	SAL/MTH	4130	4352	4586	4832	5092	5365	5419
14.2	HRLY	23.82	25.11	26.45	27.88	29.38	30.95	31.26
		103	Deputy Sheriff -Patrol					
		121	Corrections Deputy					
FTO + INTER		1	2	3	4	5	6	LI (10)
15.5	SAL/MTH	4460	4700	4953	5219	5500	5795	5853
15.2	HRLY	25.73	27.12	28.57	30.11	31.73	33.43	33.77
		105-2	Detective					
		129	Corrections Corporal					

LCDA PAY PLAN

EFFECTIVE JULY 1, 2015

LI= Longevity increase-Employees who attain 10 years of continuous service with the Sheriff's Office will be entitled to a longevity increase equal to 1% of their current wage

FTO + INTER		1	2	3	4	5	6	LI (10)
16.5	SAL/MTH	4817	5076	5349	5636	5939	6258	6321
16.2	HRLY	27.79	29.28	30.86	32.52	34.26	36.11	36.47
		101	Corrections Health Nurse					
		560	Inmate Counselor					
FTO + ADVANCED CERTIFICATE								
Base + 4% + 2.5%								
FTO + ADV		1	2	3	4	5	6	LI (10)
7.5	SAL/MTH	2457	2589	2728	2875	3029	3192	3224
7.2	HRLY	14.17	14.94	15.74	16.58	17.48	18.41	18.60
			No Positions Assigned					
FTO + ADV		1	2	3	4	5	6	LI (10)
8.5	SAL/MTH	2654	2797	2947	3106	3272	3448	3483
8.2	HRLY	15.31	16.14	17.00	17.92	18.88	19.89	20.09
		145	Animal Care Specialist					
FTO + ADV		1	2	3	4	5	6	LI (10)
9.5	SAL/MTH	2866	3020	3182	3353	3533	3723	3760
9.2	HRLY	16.53	17.42	18.36	19.34	20.38	21.48	21.69
		124	Cook					
FTO + ADV		1	2	3	4	5	6	LI (10)
10.5	SAL/MTH	3096	3262	3437	3622	3817	4022	4062
10.2	HRLY	17.86	18.82	19.83	20.90	22.02	23.20	23.44
		100	Corrections Health Office Assistant 2					
		111	Support Services Specialist					
		112	Warrants-Transport					
		278	Evidence Control Specialist					
FTO + ADV		1	2	3	4	5	6	LI (10)
11.5	SAL/MTH	3343	3523	3712	3911	4122	4343	4387
11.2	HRLY	19.29	20.32	21.41	22.57	23.78	25.06	25.31
		113	Civil Deputy					
		141	Animal Services Deputy					

LCDA PAY PLAN

EFFECTIVE JULY 1, 2015

LI= Longevity increase-Employees who attain 10 years of continuous service with the Sheriff's Office will be entitled to a longevity increase equal to 1% of their current wage

FTO + ADV		1	2	3	4	5	6	LI (10)
12.5	SAL/MTH	3610	3804	4008	4224	4451	4690	4737
12.2	HRLY	20.83	21.94	23.12	24.37	25.68	27.06	27.33
		187	Corrections Health Nurse LPN					
FTO + ADV		1	2	3	4	5	6	LI (10)
13.5	SAL/MTH	3898	4108	4329	4561	4806	5065	5115
13.2	HRLY	22.49	23.70	24.97	26.31	27.73	29.22	29.51
		272	Emergency Manager Assistant					
FTO + ADV		1	2	3	4	5	6	LI (10)
14.5	SAL/MTH	4211	4437	4675	4927	5192	5471	5525
14.2	HRLY	24.29	25.60	26.97	28.42	29.95	31.56	31.88
		103	Deputy Sheriff -Patrol					
		121	Corrections Deputy					
FTO + ADV		1	2	3	4	5	6	LI (10)
15.5	SAL/MTH	4548	4792	5050	5321	5607	5909	5968
15.2	HRLY	26.24	27.65	29.13	30.70	32.35	34.09	34.43
		105-2	Detective					
		129	Corrections Corporal					
FTO + ADV		1	2	3	4	5	6	LI (10)
16.5	SAL/MTH	4911	5175	5453	5747	6055	6381	6445
16.2	HRLY	28.33	29.86	31.46	33.15	34.94	36.81	37.18
		101	Corrections Health Nurse					
		560	Inmate Counselor					

**LCDA PAY PLAN
EFFECTIVE JULY 1, 2015**

LI= Longevity Increase- Employees who attain 10 years of continuous service with the Sheriff's Office will be entitled to a longevity increase equal to 1% of their current wage. Employees who attain 20 years of continuous service with the Sheriff's office will be entitled to a longevity increase equal to 2.5% of their current wage.

For Employees hired on or after 7/1/10*

NORMAL		1	2	3	4	5	6	7	8	9	10	11
12.5	SAL/MTH	3386	3476	3568	3663	3760	3860	3962	4067	4175	4286	4399
12.2	HRLY	19.54	20.05	20.59	21.13	21.69	22.27	22.86	23.46	24.09	24.73	25.38
LI 10		3420	3511	3604	3699	3798	3898	4002	4108	4217	4329	4443
12.2		19.73	20.25	20.79	21.34	21.91	22.49	23.09	23.70	24.33	24.97	25.63
LI 20		3471	3563	3657	3754	3854	3956	4061	4169	4279	4393	4509
12.2		20.02	20.56	21.10	21.66	22.23	22.82	23.43	24.05	24.69	25.34	26.02
		187	Corrections Health Nurse LPN									
NORMAL		1	2	3	4	5	6	7	8	9	10	11
13.5	SAL/MTH	3657	3754	3853	3956	4061	4168	4279	4392	4509	4628	4751
13.2	HRLY	21.10	21.66	22.23	22.82	23.43	24.05	24.69	25.34	26.01	26.70	27.41
LI 10		3693	3791	3892	3995	4101	4210	4322	4436	4554	4675	4799
13.2		21.31	21.87	22.45	23.05	23.66	24.29	24.93	25.59	26.27	26.97	27.68
LI 20		3748	3848	3950	4055	4162	4272	4386	4502	4621	4744	4870
13.2		21.62	22.20	22.79	23.39	24.01	24.65	25.30	25.97	26.66	27.37	28.09
		272	Emergency Manager Assistant									
NORMAL		1	2	3	4	5	6	7	8	9	10	11
14.5	SAL/MTH	3950	4055	4162	4273	4386	4502	4622	4744	4870	4999	5132
14.2	HRLY	22.79	23.39	24.01	24.65	25.30	25.97	26.66	27.37	28.10	28.84	29.61
LI 10		3989	4095	4204	4315	4430	4547	4668	4792	4919	5049	5183
14.2		23.02	23.63	24.25	24.90	25.56	26.23	26.93	27.64	28.38	29.13	29.90
LI 20		4049	4156	4266	4379	4496	4615	4737	4863	4992	5124	5260
14.2		23.36	23.98	24.61	25.27	25.94	26.62	27.33	28.05	28.80	29.56	30.35
		103	Deputy Sheriff-Patrol									
		121	Corrections -Deputy									
NORMAL		1	2	3	4	5	6	7	8	9	10	11
15.5	SAL/MTH	4266	4380	4496	4615	4737	4863	4992	5124	5260	5400	5543
15.2	HRLY	24.61	25.27	25.94	26.62	27.33	28.06	28.80	29.56	30.35	31.15	31.98
LI 10		4309	4423	4541	4661	4785	4912	5042	5176	5313	5454	5598
15.2		24.86	25.52	26.20	26.89	27.60	28.34	29.09	29.86	30.65	31.46	32.30
LI 20		4373	4489	4608	4730	4856	4984	5117	5252	5392	5535	5681
15.2		25.23	25.90	26.58	27.29	28.01	28.76	29.52	30.30	31.11	31.93	32.78
		105-2	Detective									
		129	Corrections Corporal									

**LCDA PAY PLAN
EFFECTIVE JULY 1, 2015**

LI= Longevity Increase- Employees who attain 10 years of continuous service with the Sheriff's Office will be entitled to a longevity increase equal to 1% of their current wage. Employees who attain 20 years of continuous service with the Sheriff's office will be entitled to a longevity increase equal to 2.5% of their current wage.

For Employees hired on or after 7/1/10*

NORMAL		1	2	3	4	5	6	7	8	9	10	11
16.5	SAL/MTH	4607	4729	4855	4984	5116	5251	5391	5534	5680	5831	5986
16.2	HRLY	26.58	27.29	28.01	28.75	29.51	30.30	31.10	31.92	32.77	33.64	34.53
LI 10		4653	4777	4903	5033	5167	5304	5445	5589	5737	5889	6046
16.2		26.85	27.56	28.29	29.04	29.81	30.60	31.41	32.24	33.10	33.98	34.88
LI 20		4722	4848	4976	5108	5244	5383	5525	5672	5822	5977	6135
16.2		27.24	27.97	28.71	29.47	30.25	31.05	31.88	32.72	33.59	34.48	35.40
		101	Corrections Health Nurse									
		560	Inmate Counselor									
INTERMEDIATE CERTIFICATE												
BASE + 2% OR \$50 WHICHEVER IS GREATER												
INTERMEDIATE		1	2	3	4	5	6	7	8	9	10	11
8.5	SAL/MTH	2540	2607	2676	2747	2820	2895	2971	3050	3131	3214	3299
8.2	HRLY	14.65	15.04	15.44	15.85	16.27	16.70	17.14	17.60	18.06	18.54	19.04
LI 10		2565	2633	2703	2775	2848	2924	3001	3081	3162	3246	3332
8.2		14.80	15.19	15.59	16.01	16.43	16.87	17.31	17.77	18.25	18.73	19.23
LI 20		2603	2672	2743	2816	2890	2967	3046	3127	3209	3295	3382
8.2		15.02	15.42	15.83	16.24	16.68	17.12	17.57	18.04	18.52	19.01	19.51
		145	Animal Care Office Specialist									
INTERMEDIATE		1	2	3	4	5	6	7	8	9	10	11
9.5	SAL/MTH	2742	2815	2889	2966	3045	3125	3208	3293	3381	3470	3562
9.2	HRLY	15.82	16.24	16.67	17.11	17.57	18.03	18.51	19.00	19.50	20.02	20.55
LI 10		2769	2843	2918	2996	3075	3157	3240	3326	3415	3505	3598
9.2		15.98	16.40	16.84	17.28	17.74	18.21	18.69	19.19	19.70	20.22	20.76
LI 20		2811	2885	2962	3040	3121	3204	3288	3376	3465	3557	3651
9.2		16.21	16.64	17.09	17.54	18.00	18.48	18.97	19.48	19.99	20.52	21.07
		124	Cook									
INTERMEDIATE		1	2	3	4	5	6	7	8	9	10	11
10.5	SAL/MTH	2962	3041	3121	3204	3289	3376	3466	3558	3652	3749	3848
10.2	HRLY	17.09	17.54	18.01	18.48	18.97	19.48	19.99	20.52	21.07	21.63	22.20
LI 10		2992	3071	3152	3236	3322	3410	3500	3593	3688	3786	3887
10.2		17.26	17.72	18.19	18.67	19.16	19.67	20.19	20.73	21.28	21.84	22.42
LI 20		3036	3117	3199	3284	3371	3461	3552	3647	3743	3843	3944
10.2		17.52	17.98	18.46	18.95	19.45	19.96	20.49	21.04	21.60	22.17	22.76
		100	Corrections Health Office Assistant 2									
		111	Support Services Specialist									
		112	Warrants-Transport									
		278	Evidence Control Specialist									

**LCDA PAY PLAN
EFFECTIVE JULY 1, 2015**

LI= Longevity Increase- Employees who attain 10 years of continuous service with the Sheriff's Office will be entitled to a longevity increase equal to 1% of their current wage. Employees who attain 20 years of continuous service with the Sheriff's office will be entitled to a longevity increase equal to 2.5% of their current wage.

For Employees hired on or after 7/1/10*

INTERMEDIATE		1	2	3	4	5	6	7	8	9	10	11
11.5	SAL/MTH	3199	3283	3371	3460	3552	3646	3743	3842	3944	4048	4156
11.2	HRLY	18.45	18.94	19.45	19.96	20.49	21.03	21.59	22.16	22.75	23.36	23.98
LI 10		3231	3316	3404	3495	3587	3682	3780	3880	3983	4089	4197
11.2		18.64	19.13	19.64	20.16	20.70	21.24	21.81	22.39	22.98	23.59	24.21
LI 20		3279	3366	3455	3546	3640	3737	3836	3938	4042	4150	4260
11.2		18.92	19.42	19.93	20.46	21.00	21.56	22.13	22.72	23.32	23.94	24.57
		113	Civil Deputy									
		141	Animal Services Deputy									
INTERMEDIATE		1	2	3	4	5	6	7	8	9	10	11
12.5	SAL/MTH	3454	3546	3640	3736	3835	3937	4041	4148	4259	4371	4487
12.2	HRLY	19.93	20.46	21.00	21.55	22.13	22.71	23.32	23.93	24.57	25.22	25.89
LI 10		3489	3581	3676	3773	3874	3976	4082	4190	4301	4415	4532
12.2		20.13	20.66	21.21	21.77	22.35	22.94	23.55	24.17	24.81	25.47	26.15
LI 20		3540	3634	3731	3830	3931	4035	4142	4252	4365	4481	4600
12.2		20.42	20.97	21.52	22.09	22.68	23.28	23.90	24.53	25.18	25.85	26.54
		187	Corrections Health Nurse LPN									
INTERMEDIATE		1	2	3	4	5	6	7	8	9	10	11
13.5	SAL/MTH	3730	3829	3930	4035	4142	4252	4364	4480	4599	4721	4846
13.2	HRLY	21.52	22.09	22.68	23.28	23.89	24.53	25.18	25.85	26.53	27.24	27.96
LI 10		3767	3867	3970	4075	4183	4294	4408	4525	4645	4768	4894
13.2		21.73	22.31	22.90	23.51	24.13	24.77	25.43	26.11	26.80	27.51	28.24
LI 20		3823	3925	4029	4136	4245	4358	4473	4592	4714	4839	4967
13.2		22.06	22.64	23.24	23.86	24.49	25.14	25.81	26.49	27.20	27.92	28.66
		272	Emergency Manager Assistant									
INTERMEDIATE		1	2	3	4	5	6	7	8	9	10	11
14.5	SAL/MTH	4029	4136	4245	4358	4474	4592	4714	4839	4967	5099	5234
14.2	HRLY	23.24	23.86	24.49	25.14	25.81	26.49	27.20	27.92	28.66	29.42	30.20
LI 10		4069	4177	4288	4402	4518	4638	4761	4887	5017	5150	5287
14.2		23.48	24.10	24.74	25.39	26.07	26.76	27.47	28.20	28.94	29.71	30.50
LI 20		4130	4239	4352	4467	4585	4707	4832	4960	5092	5227	5365
14.2		23.82	24.46	25.11	25.77	26.45	27.16	27.88	28.62	29.37	30.15	30.95
		103	Deputy Sheriff -Patrol									
		121	Corrections- Deputy									

**LCDA PAY PLAN
EFFECTIVE JULY 1, 2015**

LI= Longevity Increase- Employees who attain 10 years of continuous service with the Sheriff's Office will be entitled to a longevity increase equal to 1% of their current wage. Employees who attain 20 years of continuous service with the Sheriff's office will be entitled to a longevity increase equal to 2.5% of their current wage.

For Employees hired on or after 7/1/10*

INTERMEDIATE		1	2	3	4	5	6	7	8	9	10	11
15.5	SAL/MTH	4352	4467	4586	4707	4832	4960	5092	5227	5365	5508	5654
15.2	HRLY	25.11	25.77	26.46	27.16	27.88	28.62	29.38	30.15	30.95	31.77	32.62
LI 10		4395	4512	4631	4754	4880	5010	5143	5279	5419	5563	5710
15.2		25.36	26.03	26.72	27.43	28.16	28.90	29.67	30.46	31.26	32.09	32.94
LI 20		4460	4579	4700	4825	4953	5084	5219	5357	5499	5645	5795
15.2		25.73	26.42	27.12	27.84	28.57	29.33	30.11	30.91	31.73	32.57	33.43
		105-2	Detective									
		129	Corrections Corporal									
INTERMEDIATE		1	2	3	4	5	6	7	8	9	10	11
16.5	SAL/MTH	4699	4824	4952	5083	5218	5356	5499	5644	5794	5948	6105
16.2	HRLY	27.11	27.83	28.57	29.33	30.10	30.90	31.72	32.56	33.43	34.31	35.22
LI 10		4746	4872	5001	5134	5270	5410	5554	5701	5852	6007	6166
16.2		27.38	28.11	28.85	29.62	30.41	31.21	32.04	32.89	33.76	34.66	35.58
LI 20		4817	4945	5076	5210	5349	5490	5636	5785	5939	6096	6258
16.2		27.79	28.53	29.28	30.06	30.86	31.68	32.52	33.38	34.26	35.17	36.10
		101	Corrections Health Nurse									
		560	Inmate Counselor									
ADVANCED CERTIFICATE OR DEGREE												
Base + 4%												
ADVANCED		1	2	3	4	5	6	7	8	9	10	11
8.5	SAL/MTH	2589	2658	2729	2801	2875	2951	3030	3110	3193	3277	3364
8.2	HRLY	14.94	15.34	15.74	16.16	16.59	17.03	17.48	17.94	18.42	18.91	19.41
LI 10		2615	2685	2756	2829	2904	2981	3060	3141	3225	3310	3398
8.2		15.09	15.49	15.90	16.32	16.75	17.20	17.65	18.12	18.60	19.10	19.60
LI 20		2654	2725	2797	2871	2947	3025	3105	3188	3272	3359	3448
8.2		15.31	15.72	16.14	16.56	17.00	17.45	17.92	18.39	18.88	19.38	19.89
		145	Animal Care Office Specialist									
ADVANCED		1	2	3	4	5	6	7	8	9	10	11
9.5	SAL/MTH	2796	2870	2946	3024	3104	3187	3271	3358	3447	3538	3632
9.2	HRLY	16.13	16.56	17.00	17.45	17.91	18.38	18.87	19.37	19.89	20.41	20.96
LI 10		2824	2899	2975	3054	3135	3219	3304	3392	3481	3574	3669
9.2		16.29	16.72	17.17	17.62	18.09	18.57	19.06	19.57	20.09	20.62	21.16
LI 20		2866	2942	3020	3100	3182	3266	3353	3442	3533	3627	3723
9.2		16.53	16.97	17.42	17.88	18.36	18.84	19.34	19.86	20.38	20.92	21.48
		124	Cook									

**LCDA PAY PLAN
EFFECTIVE JULY 1, 2015**

LI= Longevity Increase- Employees who attain 10 years of continuous service with the Sheriff's Office will be entitled to a longevity increase equal to 1% of their current wage. Employees who attain 20 years of continuous service with the Sheriff's office will be entitled to a longevity increase equal to 2.5% of their current wage.

For Employees hired on or after 7/1/10*

ADVANCED		1	2	3	4	5	6	7	8	9	10	11
10.5	SAL/MTH	3020	3100	3182	3267	3353	3442	3534	3627	3724	3822	3924
10.2	HRLY	17.42	17.89	18.36	18.85	19.35	19.86	20.39	20.93	21.48	22.05	22.64
LI 10		3050	3131	3214	3299	3387	3477	3569	3664	3761	3861	3963
10.2		17.60	18.06	18.54	19.04	19.54	20.06	20.59	21.14	21.70	22.27	22.86
LI 20		3096	3178	3262	3348	3437	3528	3622	3718	3817	3918	4022
10.2		17.86	18.33	18.82	19.32	19.83	20.36	20.90	21.45	22.02	22.60	23.20
		100	Corrections Health Office Assistant 2									
		111	Support Services Specialist									
		112	Warrants-Transport									
		278	Evidence Control Specialist									
ADVANCED		1	2	3	4	5	6	7	8	9	10	11
11.5	SAL/MTH	3261	3348	3437	3528	3621	3717	3816	3917	4021	4128	4237
11.2	HRLY	18.82	19.31	19.83	20.35	20.89	21.45	22.02	22.60	23.20	23.81	24.45
LI 10		3294	3381	3471	3563	3658	3755	3854	3956	4061	4169	4280
11.2		19.00	19.51	20.03	20.56	21.10	21.66	22.24	22.83	23.43	24.05	24.69
LI 20		3343	3432	3523	3616	3712	3810	3911	4015	4122	4231	4343
11.2		19.29	19.80	20.32	20.86	21.41	21.98	22.57	23.16	23.78	24.41	25.06
		113	Civil Deputy									
		141	Animal Services Deputy									
ADVANCED		1	2	3	4	5	6	7	8	9	10	11
12.5	SAL/MTH	3522	3615	3711	3809	3910	4014	4121	4230	4342	4457	4575
12.2	HRLY	20.32	20.86	21.41	21.98	22.56	23.16	23.77	24.40	25.05	25.71	26.40
LI 10		3557	3651	3748	3847	3949	4054	4162	4272	4385	4502	4621
12.2		20.52	21.06	21.62	22.20	22.79	23.39	24.01	24.65	25.30	25.97	26.66
LI 20		3610	3705	3804	3905	4008	4114	4224	4336	4451	4569	4690
12.2		20.83	21.38	21.94	22.53	23.12	23.74	24.37	25.01	25.68	26.36	27.06
		187	Corrections Health Nurse LPN									
ADVANCED		1	2	3	4	5	6	7	8	9	10	11
13.5	SAL/MTH	3803	3904	4008	4114	4223	4335	4450	4568	4689	4813	4941
13.2	HRLY	21.94	22.52	23.12	23.73	24.36	25.01	25.67	26.35	27.05	27.77	28.51
LI 10		3841	3943	4048	4155	4265	4378	4494	4614	4736	4862	4990
13.2		22.16	22.75	23.35	23.97	24.61	25.26	25.93	26.62	27.32	28.05	28.79
LI 20		3898	4002	4108	4217	4329	4443	4561	4682	4806	4934	5065
13.2		22.49	23.09	23.70	24.33	24.97	25.63	26.31	27.01	27.73	28.46	29.22
		272	Emergency Manager Assistant									

**LCDA PAY PLAN
EFFECTIVE JULY 1, 2015**

LI= Longevity Increase- Employees who attain 10 years of continuous service with the Sheriff's Office will be entitled to a longevity increase equal to 1% of their current wage. Employees who attain 20 years of continuous service with the Sheriff's office will be entitled to a longevity increase equal to 2.5% of their current wage.

For Employees hired on or after 7/1/10*

ADVANCED		1	2	3	4	5	6	7	8	9	10	11
14.5	SAL/MTH	4108	4217	4329	4444	4561	4682	4806	4934	5065	5199	5337
14.2	HRLY	23.70	24.33	24.97	25.64	26.32	27.01	27.73	28.47	29.22	29.99	30.79
LI 10		4149	4259	4372	4488	4607	4729	4855	4983	5115	5251	5390
14.2		23.94	24.57	25.22	25.89	26.58	27.28	28.01	28.75	29.51	30.29	31.10
LI 20		4211	4322	4437	4555	4675	4799	4927	5057	5191	5329	5470
14.2		24.29	24.94	25.60	26.28	26.97	27.69	28.42	29.18	29.95	30.74	31.56
		103	Deputy Sheriff-Patrol									
		121	Corrections -Deputy									
ADVANCED		1	2	3	4	5	6	7	8	9	10	11
15.5	SAL/MTH	4437	4555	4675	4799	4927	5057	5192	5329	5471	5616	5765
15.2	HRLY	25.60	26.28	26.97	27.69	28.42	29.18	29.95	30.75	31.56	32.40	33.26
LI 10		4481	4600	4722	4847	4976	5108	5243	5383	5525	5672	5822
15.2		25.85	26.54	27.24	27.97	28.71	29.47	30.25	31.05	31.88	32.72	33.59
LI 20		4548	4669	4792	4919	5050	5184	5321	5462	5607	5756	5909
15.2		26.24	26.93	27.65	28.38	29.13	29.91	30.70	31.51	32.35	33.21	34.09
		105-2	Detective									
		129	Corrections Corporal									
ADVANCED		1	2	3	4	5	6	7	8	9	10	11
16.5	SAL/MTH	4792	4919	5049	5183	5320	5461	5606	5755	5908	6064	6225
16.2	HRLY	27.64	28.38	29.13	29.90	30.69	31.51	32.34	33.20	34.08	34.99	35.91
LI 10		4839	4968	5100	5235	5374	5516	5662	5813	5967	6125	6287
16.2		27.92	28.66	29.42	30.20	31.00	31.82	32.67	33.53	34.42	35.34	36.27
LI 20		4911	5042	5175	5313	5453	5598	5746	5899	6055	6216	6381
16.2		28.33	29.09	29.86	30.65	31.46	32.30	33.15	34.03	34.93	35.86	36.81
		101	Corrections Health Nurse									
		560	Inmate Counselor									
FTO - NOTHING ELSE												
Base + 2.5%												
FTO		1	2	3	4	5	6	7	8	9	10	11
8.5	SAL/MTH	2552	2620	2689	2761	2834	2909	2986	3065	3147	3230	3316
8.2	HRLY	14.72	15.11	15.51	15.93	16.35	16.78	17.23	17.68	18.15	18.63	19.13
LI 10		2578	2646	2716	2788	2862	2938	3016	3096	3178	3262	3349
8.2		14.87	15.27	15.67	16.09	16.51	16.95	17.40	17.86	18.33	18.82	19.32
LI 20		2616	2685	2756	2830	2905	2982	3061	3142	3225	3311	3399
8.2		15.09	15.49	15.90	16.32	16.76	17.20	17.66	18.13	18.61	19.10	19.61
		145	Animal Care Office Specialist									

**LCDA PAY PLAN
EFFECTIVE JULY 1, 2015**

LI= Longevity Increase- Employees who attain 10 years of continuous service with the Sheriff's Office will be entitled to a longevity increase equal to 1% of their current wage. Employees who attain 20 years of continuous service with the Sheriff's office will be entitled to a longevity increase equal to 2.5% of their current wage.

For Employees hired on or after 7/1/10*

FTO		1	2	3	4	5	6	7	8	9	10	11
9.5	SAL/MTH	2755	2829	2904	2981	3060	3141	3224	3310	3397	3487	3580
9.2	HRLY	15.90	16.32	16.75	17.20	17.65	18.12	18.60	19.09	19.60	20.12	20.65
LI 10		2783	2857	2933	3010	3090	3172	3256	3343	3431	3522	3616
9.2		16.06	16.48	16.92	17.37	17.83	18.30	18.79	19.28	19.80	20.32	20.86
LI 20		2824	2899	2976	3055	3136	3219	3305	3392	3482	3575	3669
9.2		16.29	16.73	17.17	17.63	18.09	18.57	19.07	19.57	20.09	20.62	21.17
		124	Cook									
FTO		1	2	3	4	5	6	7	8	9	10	11
10.5	SAL/MTH	2977	3055	3137	3220	3305	3393	3483	3575	3670	3767	3867
10.2	HRLY	17.17	17.63	18.10	18.58	19.07	19.57	20.09	20.63	21.17	21.73	22.31
LI 10		3006	3086	3168	3252	3338	3427	3518	3611	3707	3805	3906
10.2		17.34	17.80	18.28	18.76	19.26	19.77	20.29	20.83	21.38	21.95	22.53
LI 20		3051	3132	3215	3300	3388	3478	3570	3664	3762	3861	3964
10.2		17.60	18.07	18.55	19.04	19.54	20.06	20.59	21.14	21.70	22.28	22.87
		100	Corrections Health Office Assistant 2									
		111	Support Services Specialist									
		112	Warrants-Transport									
		278	Evidence Control Specialist									
FTO		1	2	3	4	5	6	7	8	9	10	11
11.5	SAL/MTH	3214	3300	3387	3477	3569	3664	3761	3861	3963	4068	4176
11.2	HRLY	18.54	19.04	19.54	20.06	20.59	21.14	21.70	22.27	22.86	23.47	24.09
LI 10		3246	3333	3421	3512	3605	3700	3799	3899	4003	4109	4218
11.2		18.73	19.23	19.74	20.26	20.80	21.35	21.91	22.50	23.09	23.70	24.33
LI 20		3295	3382	3472	3564	3658	3755	3855	3957	4062	4170	4280
11.2		19.01	19.51	20.03	20.56	21.11	21.67	22.24	22.83	23.44	24.06	24.69
		113	Civil Deputy									
		141	Animal Services Deputy									
FTO		1	2	3	4	5	6	7	8	9	10	11
12.5	SAL/MTH	3471	3563	3657	3754	3854	3956	4061	4169	4279	4393	4509
12.2	HRLY	20.02	20.56	21.10	21.66	22.23	22.82	23.43	24.05	24.69	25.34	26.02
LI 10		3506	3599	3694	3792	3893	3996	4102	4211	4322	4437	4554
12.2		20.22	20.76	21.31	21.88	22.46	23.05	23.66	24.29	24.94	25.60	26.28
LI 20		3558	3652	3749	3848	3950	4055	4163	4273	4386	4503	4622
12.2		20.53	21.07	21.63	22.20	22.79	23.39	24.02	24.65	25.31	25.98	26.67
		187	Corrections Health Nurse LPN									

**LCDA PAY PLAN
EFFECTIVE JULY 1, 2015**

LI= Longevity Increase- Employees who attain 10 years of continuous service with the Sheriff's Office will be entitled to a longevity increase equal to 1% of their current wage. Employees who attain 20 years of continuous service with the Sheriff's office will be entitled to a longevity increase equal to 2.5% of their current wage.

For Employees hired on or after 7/1/10*

FTO		1	2	3	4	5	6	7	8	9	10	11
13.5	SAL/MTH	3748	3848	3950	4055	4162	4272	4386	4502	4621	4744	4870
13.2	HRLY	21.62	22.20	22.79	23.39	24.01	24.65	25.30	25.97	26.66	27.37	28.09
LI 10		3786	3886	3989	4095	4204	4315	4430	4547	4668	4791	4918
13.2		21.84	22.42	23.01	23.63	24.25	24.90	25.56	26.23	26.93	27.64	28.38
LI 20		3842	3944	4049	4156	4266	4379	4495	4615	4737	4863	4992
13.2		22.17	22.75	23.36	23.98	24.61	25.26	25.93	26.62	27.33	28.05	28.80
		272 Emergency Manager Assistant										
FTO		1	2	3	4	5	6	7	8	9	10	11
14.5	SAL/MTH	4049	4156	4266	4379	4496	4615	4737	4863	4992	5124	5260
14.2	HRLY	23.36	23.98	24.61	25.27	25.94	26.62	27.33	28.05	28.80	29.56	30.35
LI 10		4089	4198	4309	4423	4541	4661	4785	4911	5042	5175	5313
14.2		23.59	24.22	24.86	25.52	26.20	26.89	27.60	28.34	29.09	29.86	30.65
LI 20		4150	4260	4373	4489	4608	4730	4856	4984	5117	5252	5392
14.2		23.94	24.58	25.23	25.90	26.58	27.29	28.01	28.76	29.52	30.30	31.10
		103 Deputy Sheriff -Patrol										
		121 Corrections- Deputy										
FTO		1	2	3	4	5	6	7	8	9	10	11
15.5	SAL/MTH	4373	4489	4608	4730	4856	4984	5117	5252	5392	5535	5681
15.2	HRLY	25.23	25.90	26.58	27.29	28.01	28.76	29.52	30.30	31.11	31.93	32.78
LI 10		4417	4534	4654	4778	4904	5034	5168	5305	5446	5590	5738
15.2		25.48	26.16	26.85	27.56	28.29	29.04	29.81	30.61	31.42	32.25	33.11
LI 20		4482	4601	4723	4849	4977	5109	5245	5384	5526	5673	5823
15.2		25.86	26.55	27.25	27.97	28.71	29.48	30.26	31.06	31.88	32.73	33.60
		105-2 Detective										
		129 Corrections Corporal										
FTO		1	2	3	4	5	6	7	8	9	10	11
16.5	SAL/MTH	4722	4848	4976	5108	5244	5383	5525	5672	5822	5977	6135
16.2	HRLY	27.24	27.97	28.71	29.47	30.25	31.05	31.88	32.72	33.59	34.48	35.40
LI 10		4770	4896	5026	5159	5296	5437	5581	5729	5881	6037	6197
16.2		27.52	28.25	29.00	29.77	30.55	31.36	32.20	33.05	33.93	34.83	35.75
LI 20		4840	4969	5101	5236	5375	5517	5664	5814	5968	6126	6289
16.2		27.93	28.67	29.43	30.21	31.01	31.83	32.67	33.54	34.43	35.34	36.28
		101 Corrections Health Nurse										
		560 Inmate Counselor										

**LCDA PAY PLAN
EFFECTIVE JULY 1, 2015**

LI= Longevity Increase- Employees who attain 10 years of continuous service with the Sheriff's Office will be entitled to a longevity increase equal to 1% of their current wage. Employees who attain 20 years of continuous service with the Sheriff's office will be entitled to a longevity increase equal to 2.5% of their current wage.

For Employees hired on or after 7/1/10*

FTO + INTERMEDIATE CERTIFICATE												
Base +2% + 2.5%												
FTO + INTER												
		1	2	3	4	5	6	7	8	9	10	11
8.5	SAL/MTH	2603	2672	2743	2816	2890	2967	3046	3127	3209	3295	3382
8.2	HRLY	15.02	15.42	15.83	16.24	16.68	17.12	17.57	18.04	18.52	19.01	19.51
LI 10		2629	2699	2770	2844	2919	2997	3076	3158	3242	3328	3416
8.2		15.17	15.57	15.98	16.41	16.84	17.29	17.75	18.22	18.70	19.20	19.71
LI 20		2668	2739	2812	2886	2963	3041	3122	3205	3290	3377	3466
8.2		15.39	15.80	16.22	16.65	17.09	17.55	18.01	18.49	18.98	19.48	20.00
		145 Animal Care Office Specialist										
FTO + INTER												
		1	2	3	4	5	6	7	8	9	10	11
9.5	SAL/MTH	2811	2885	2962	3040	3121	3204	3288	3376	3465	3557	3651
9.2	HRLY	16.22	16.65	17.09	17.54	18.01	18.48	18.97	19.48	19.99	20.52	21.07
LI 10		2839	2914	2991	3071	3152	3236	3321	3409	3500	3593	3688
9.2		16.38	16.81	17.26	17.72	18.19	18.67	19.16	19.67	20.19	20.73	21.28
LI 20		2881	2957	3036	3116	3199	3284	3371	3460	3552	3646	3743
9.2		16.62	17.06	17.51	17.98	18.46	18.94	19.45	19.96	20.49	21.04	21.59
		124 Cook										
FTO + INTER												
		1	2	3	4	5	6	7	8	9	10	11
10.5	SAL/MTH	3036	3117	3199	3284	3371	3461	3552	3647	3743	3843	3944
10.2	HRLY	17.52	17.98	18.46	18.95	19.45	19.96	20.49	21.04	21.60	22.17	22.76
LI 10		3066	3148	3231	3317	3405	3495	3588	3683	3781	3881	3984
10.2		17.69	18.16	18.64	19.14	19.64	20.16	20.70	21.25	21.81	22.39	22.98
LI 20		3112	3195	3279	3366	3455	3547	3641	3738	3837	3939	4043
10.2		17.95	18.43	18.92	19.42	19.94	20.46	21.01	21.56	22.14	22.72	23.33
		100 Corrections Health Office Assistant 2										
		111 Support Services Specialist										
		112 Warrants-Transport										
		278 Evidence Control Specialist										
FTO + INTER												
		1	2	3	4	5	6	7	8	9	10	11
11.5	SAL/MTH	3279	3366	3455	3546	3640	3737	3836	3938	4042	4150	4260
11.2	HRLY	18.92	19.42	19.93	20.46	21.00	21.56	22.13	22.72	23.32	23.94	24.57
LI 10		3311	3399	3489	3582	3677	3774	3875	3977	4083	4191	4302
11.2		19.10	19.61	20.13	20.66	21.21	21.78	22.35	22.95	23.55	24.18	24.82
LI 20		3361	3450	3541	3635	3732	3830	3932	4036	4143	4253	4366
11.2		19.39	19.90	20.43	20.97	21.53	22.10	22.68	23.29	23.90	24.54	25.19
		113 Civil Deputy										
		141 Animal Services Deputy										

**LCDA PAY PLAN
EFFECTIVE JULY 1, 2015**

LI= Longevity Increase- Employees who attain 10 years of continuous service with the Sheriff's Office will be entitled to a longevity increase equal to 1% of their current wage. Employees who attain 20 years of continuous service with the Sheriff's office will be entitled to a longevity increase equal to 2.5% of their current wage.

For Employees hired on or after 7/1/10*

FTO + INTER		1	2	3	4	5	6	7	8	9	10	11
12.5	SAL/MTH	3540	3634	3731	3830	3931	4035	4142	4252	4365	4481	4600
12.2	HRLY	20.42	20.97	21.52	22.09	22.68	23.28	23.90	24.53	25.18	25.85	26.54
LI 10		3576	3671	3768	3868	3970	4076	4184	4295	4409	4526	4646
12.2		20.63	21.18	21.74	22.31	22.91	23.51	24.14	24.78	25.43	26.11	26.80
LI 20		3629	3725	3824	3925	4029	4136	4246	4359	4474	4593	4715
12.2		20.94	21.49	22.06	22.65	23.25	23.86	24.50	25.15	25.81	26.50	27.20
		187	Corrections Health Nurse LPN									
FTO + INTER		1	2	3	4	5	6	7	8	9	10	11
13.5	SAL/MTH	3823	3925	4029	4136	4245	4358	4473	4592	4714	4839	4967
13.2	HRLY	22.06	22.64	23.24	23.86	24.49	25.14	25.81	26.49	27.20	27.92	28.66
LI 10		3862	3964	4069	4177	4288	4401	4518	4638	4761	4887	5017
13.2		22.28	22.87	23.48	24.10	24.74	25.39	26.07	26.76	27.47	28.20	28.94
LI 20		3919	4023	4129	4239	4351	4467	4585	4707	4832	4960	5091
13.2		22.61	23.21	23.82	24.46	25.10	25.77	26.45	27.16	27.88	28.62	29.37
		272	Emergency Manager Assistant									
FTO + INTER		1	2	3	4	5	6	7	8	9	10	11
14.5	SAL/MTH	4130	4239	4352	4467	4585	4707	4832	4960	5092	5227	5365
14.2	HRLY	23.82	24.46	25.11	25.77	26.45	27.16	27.88	28.62	29.37	30.15	30.95
LI 10		4171	4282	4395	4512	4631	4754	4880	5010	5143	5279	5419
14.2		24.06	24.70	25.36	26.03	26.72	27.43	28.16	28.90	29.67	30.46	31.26
LI 20		4233	4345	4460	4579	4700	4825	4953	5084	5219	5357	5499
14.2		24.42	25.07	25.73	26.42	27.12	27.84	28.57	29.33	30.11	30.91	31.73
		103	Deputy Sheriff -Patrol									
		121	Corrections- Deputy									
FTO + INTER		1	2	3	4	5	6	7	8	9	10	11
15.5	SAL/MTH	4460	4579	4700	4825	4953	5084	5219	5357	5499	5645	5795
15.2	HRLY	25.73	26.42	27.12	27.84	28.57	29.33	30.11	30.91	31.73	32.57	33.43
LI 10		4505	4625	4747	4873	5002	5135	5271	5411	5554	5702	5853
15.2		25.99	26.68	27.39	28.11	28.86	29.63	30.41	31.22	32.05	32.89	33.77
LI 20		4572	4693	4818	4945	5077	5211	5349	5491	5637	5786	5940
15.2		26.38	27.08	27.79	28.53	29.29	30.07	30.86	31.68	32.52	33.38	34.27
		105-2	Detective									
		129	Corrections Corporal									

**LCDA PAY PLAN
EFFECTIVE JULY 1, 2015**

LI= Longevity Increase- Employees who attain 10 years of continuous service with the Sheriff's Office will be entitled to a longevity increase equal to 1% of their current wage. Employees who attain 20 years of continuous service with the Sheriff's office will be entitled to a longevity increase equal to 2.5% of their current wage.

For Employees hired on or after 7/1/10*

FTO + INTER		1	2	3	4	5	6	7	8	9	10	11
16.5	SAL/MTH	4817	4945	5076	5210	5349	5490	5636	5785	5939	6096	6258
16.2	HRLY	27.79	28.53	29.28	30.06	30.86	31.68	32.52	33.38	34.26	35.17	36.10
LI 10		4865	4994	5127	5262	5402	5545	5692	5843	5998	6157	6321
16.2		28.07	28.81	29.58	30.36	31.17	31.99	32.84	33.71	34.61	35.52	36.47
LI 20		4937	5068	5203	5341	5482	5628	5777	5930	6087	6249	6415
16.2		28.48	29.24	30.02	30.81	31.63	32.47	33.33	34.21	35.12	36.05	37.01
		101	Corrections Health Nurse									
		560	Inmate Counselor									
FTO + ADVANCED CERTIFICATE												
Base + 4% + 2.5%												
FTO + ADV		1	2	3	4	5	6	7	8	9	10	11
8.5	SAL/MTH	2654	2725	2797	2871	2947	3025	3105	3188	3272	3359	3448
8.2	HRLY	15.31	15.72	16.14	16.56	17.00	17.45	17.92	18.39	18.88	19.38	19.89
LI 10		2681	2752	2825	2900	2977	3056	3137	3220	3305	3393	3483
8.2		15.47	15.88	16.30	16.73	17.17	17.63	18.10	18.58	19.07	19.57	20.09
LI 20		2721	2793	2867	2943	3021	3101	3183	3268	3354	3443	3534
8.2		15.70	16.11	16.54	16.98	17.43	17.89	18.36	18.85	19.35	19.86	20.39
		145	Animal Care Office Specialist									
FTO + ADV		1	2	3	4	5	6	7	8	9	10	11
9.5	SAL/MTH	2866	2942	3020	3100	3182	3266	3353	3442	3533	3627	3723
9.2	HRLY	16.53	16.97	17.42	17.88	18.36	18.84	19.34	19.86	20.38	20.92	21.48
LI 10		2894	2971	3050	3131	3214	3299	3386	3476	3568	3663	3760
9.2		16.70	17.14	17.60	18.06	18.54	19.03	19.54	20.06	20.59	21.13	21.69
LI 20		2937	3015	3095	3177	3262	3348	3437	3528	3621	3718	3816
9.2		16.95	17.40	17.86	18.33	18.82	19.32	19.83	20.35	20.89	21.45	22.02
		124	Cook									
FTO + ADV		1	2	3	4	5	6	7	8	9	10	11
10.5	SAL/MTH	3096	3178	3262	3348	3437	3528	3622	3718	3817	3918	4022
10.2	HRLY	17.86	18.33	18.82	19.32	19.83	20.36	20.90	21.45	22.02	22.60	23.20
LI 10		3127	3209	3295	3382	3472	3564	3658	3755	3855	3957	4062
10.2		18.04	18.52	19.01	19.51	20.03	20.56	21.11	21.66	22.24	22.83	23.43
LI 20		3173	3257	3344	3432	3523	3617	3713	3811	3912	4016	4122
10.2		18.31	18.79	19.29	19.80	20.33	20.87	21.42	21.99	22.57	23.17	23.78
		100	Corrections Health Office Assistant 2									
		111	Support Services Specialist									
		112	Warrants-Transport									
		278	Evidence Control Specialist									

**LCDA PAY PLAN
EFFECTIVE JULY 1, 2015**

LI= Longevity Increase- Employees who attain 10 years of continuous service with the Sheriff's Office will be entitled to a longevity increase equal to 1% of their current wage. Employees who attain 20 years of continuous service with the Sheriff's office will be entitled to a longevity increase equal to 2.5% of their current wage.

For Employees hired on or after 7/1/10*

FTO + ADV		1	2	3	4	5	6	7	8	9	10	11
11.5	SAL/MTH	3343	3432	3523	3616	3712	3810	3911	4015	4122	4231	4343
11.2	HRLY	19.29	19.80	20.32	20.86	21.41	21.98	22.57	23.16	23.78	24.41	25.06
LI 10		3376	3466	3558	3652	3749	3848	3950	4055	4163	4273	4387
11.2		19.48	20.00	20.53	21.07	21.63	22.20	22.79	23.40	24.02	24.65	25.31
LI 20		3426	3517	3611	3706	3805	3906	4009	4115	4225	4337	4452
11.2		19.77	20.29	20.83	21.38	21.95	22.53	23.13	23.74	24.37	25.02	25.68
		113	Civil Deputy									
		141	Animal Services Deputy									
FTO + ADV		1	2	3	4	5	6	7	8	9	10	11
12.5	SAL/MTH	3610	3705	3804	3905	4008	4114	4224	4336	4451	4569	4690
12.2	HRLY	20.83	21.38	21.94	22.53	23.12	23.74	24.37	25.01	25.68	26.36	27.06
LI 10		3646	3743	3842	3944	4048	4156	4266	4379	4495	4614	4737
12.2		21.03	21.59	22.16	22.75	23.36	23.97	24.61	25.26	25.93	26.62	27.33
LI 20		3700	3798	3899	4002	4108	4217	4329	4444	4562	4683	4807
12.2		21.35	21.91	22.49	23.09	23.70	24.33	24.98	25.64	26.32	27.02	27.73
		187	Corrections Health Nurse LPN									
FTO + ADV		1	2	3	4	5	6	7	8	9	10	11
13.5	SAL/MTH	3898	4002	4108	4217	4329	4443	4561	4682	4806	4934	5065
13.2	HRLY	22.49	23.09	23.70	24.33	24.97	25.63	26.31	27.01	27.73	28.46	29.22
LI 10		3937	4042	4149	4259	4372	4488	4607	4729	4854	4983	5115
13.2		22.71	23.32	23.94	24.57	25.22	25.89	26.58	27.28	28.01	28.75	29.51
LI 20		3996	4102	4210	4322	4437	4554	4675	4799	4926	5057	5191
13.2		23.05	23.66	24.29	24.94	25.60	26.28	26.97	27.69	28.42	29.18	29.95
		272	Emergency Manager Assistant									
FTO + ADV		1	2	3	4	5	6	7	8	9	10	11
14.5	SAL/MTH	4211	4322	4437	4555	4675	4799	4927	5057	5191	5329	5470
14.2	HRLY	24.29	24.94	25.60	26.28	26.97	27.69	28.42	29.18	29.95	30.74	31.56
LI 10		4253	4366	4481	4600	4722	4847	4976	5108	5243	5382	5525
14.2		24.54	25.19	25.85	26.54	27.24	27.97	28.71	29.47	30.25	31.05	31.88
LI 20		4316	4430	4548	4668	4792	4919	5050	5184	5321	5462	5607
14.2		24.90	25.56	26.24	26.93	27.65	28.38	29.13	29.91	30.70	31.51	32.35
		103	Deputy Sheriff -Patrol									
		121	Corrections- Deputy									

**LCDA PAY PLAN
EFFECTIVE JULY 1, 2015**

LI= Longevity Increase- Employees who attain 10 years of continuous service with the Sheriff's Office will be entitled to a longevity increase equal to 1% of their current wage. Employees who attain 20 years of continuous service with the Sheriff's office will be entitled to a longevity increase equal to 2.5% of their current wage.

For Employees hired on or after 7/1/10*

FTO + ADV		1	2	3	4	5	6	7	8	9	10	11
15.5	SAL/MTH	4548	4669	4792	4919	5050	5184	5321	5462	5607	5756	5909
15.2	HRLY	26.24	26.93	27.65	28.38	29.13	29.91	30.70	31.51	32.35	33.21	34.09
LI 10		4593	4715	4840	4969	5100	5236	5375	5517	5663	5814	5968
15.2		26.50	27.20	27.92	28.67	29.43	30.21	31.01	31.83	32.67	33.54	34.43
LI 20		4662	4785	4912	5042	5176	5313	5454	5599	5748	5900	6056
15.2		26.89	27.61	28.34	29.09	29.86	30.65	31.47	32.30	33.16	34.04	34.94
		105-2	Detective									
		129	Corrections Corporal									
FTO + ADV		1	2	3	4	5	6	7	8	9	10	11
16.5	SAL/MTH	4911	5042	5175	5313	5453	5598	5746	5899	6055	6216	6381
16.2	HRLY	28.33	29.09	29.86	30.65	31.46	32.30	33.15	34.03	34.93	35.86	36.81
LI 10		4960	5092	5227	5366	5508	5654	5804	5958	6116	6278	6445
16.2		28.62	29.38	30.16	30.96	31.78	32.62	33.48	34.37	35.28	36.22	37.18
LI 20		5034	5168	5305	5445	5590	5738	5890	6046	6207	6371	6540
16.2		29.04	29.81	30.60	31.42	32.25	33.10	33.98	34.88	35.81	36.76	37.73
		101	Corrections Health Nurse									
		560	Inmate Counselor									

**LINCOLN COUNTY
PROPOSED CAPITAL PURCHASES
FY 2016-17**

Items to be Purchased/Proposed Projects	Amount	Notes
General Fund (Fund 101):		
Roof Replacement for Children's Advocacy Center Build	60,000	Facilities Maintenance Department
Maintenance Shop Roof Replacement	20,000	Facilities Maintenance Department
Exterior Painting of Children's Advocacy Center	25,000	Facilities Maintenance Department
Community Corrections Transitional Housing Roof Replacement	60,000	Facilities Maintenance Department
Community Corrections Transitional Housing Siding Replacement (partial - north walls)	50,000	Facilities Maintenance Department
Courthouse Roof Sealant	30,000	Facilities Maintenance Department
Exterior Painting of Jail	75,000	Facilities Maintenance Department
Jail Lobby Remodel	200,000	Facilities Maintenance Department
Facility Equipment Purchases - To Be Determined	60,000	Facilities Maintenance Department
Improvement - To Be Determined	25,000	General Govt - Other
Wind Energy Project	25,000	General Govt - Other
Replacement of Ballot Scanner	49,000	General Govt - Other
Property Purchase - To Be Determined	250,000	General Govt - Other
State Court Improvements	100,000	Public Safety - Other
Jail Camera System Upgrade	70,000	Public Safety - Other
3D Laser Scanner Forensic Measurer	35,000	Public Safety - Other
Special Courthouse Security Project	24,600	Public Safety - Other
Jail Records Management System	24,000	Public Safety - Other
Knight Park Improvements	78,000	Parks Department
Lindly Park Improvements	29,500	Parks Department
Brown Park Improvements	422,000	Parks Department
Total General Fund Capital Outlay	1,712,100	
Vehicle Replacement Fund (Fund 103):		
Sheriff's Patrol vehicles (3)	86,000	\$29,000 each
1 Ton Extended Cab Pickup - Forest Patrol	35,000	
Sheriff Investigation mid-size sedan	28,000	
1/2 Ton extended Cab Pickup - Animal Services	33,000	
Full-size SUV - Community Corrections	28,000	
1 Ton Cab/Chassis - Parks	38,000	
Emergency Services mid-size sedan	16,500	
Environmental health mid-size sedan	16,500	
Jail Command vehicle - Jail Lieutenant use	28,000	
Parks Tractor	28,000	
Total Vehicle Replacement Fund Capital Outlay	337,000	
Road Fund (Fund 201):		
Various Road & Bridge Improvement Projects	3,376,000	General Roads Department
Total Road Fund Capital Outlay	3,376,000	
Mental Health Fund (Fund 209) fleet purchases	245,000	
Title III (Fund 213) Projects	412,878	
Self Insurance (Fund 215) Projects	225,000	
Corner Preservation (Fund 217) Vehicle Replacement	35,000	
Capital Projects Fund (Fund 219):		
Parking Lot Improvements	475,000	loan funded
SAR Building Project	141,250	loan funded
Total Capital Projects Fund Capital Outlay	616,250	
Fair Facilities (Fund 607) Projects	1,655,009	
Agate Beach Disposal Site Fund (603)	15,000	
Total 2014-15Capital Outlay	8,629,237	

**BEFORE THE BOARD OF COUNTY COMMISSIONERS
FOR LINCOLN COUNTY OREGON**

In the Matter of: }
Adopting the 2016-17 Budget, }
Making Appropriations, Levying }
Taxes, and Categorizing the Levy }

RESOLUTION NO. 16-22-6F

BE IT RESOLVED THAT the Board of County Commissioners of Lincoln County hereby adopts the budget for the fiscal year 2016-17 in the total amount of **\$94,930,478** as approved by the Budget Committee of Lincoln County and further adjusted within the statutory limitations during the public budget hearing held commencing June 22, 2016.

BE IT FURTHER RESOLVED THAT the amounts for the fiscal year beginning July 1, 2016 and for the purposes shown below are hereby appropriated as follows:

GENERAL FUND (101)

General Government		11,322,464
Debt Service		409,634
Public Safety		19,087,708
Community Services		2,394,032
Transfer to Public Health Fund		307,500
Transfer to Radio Communications Fund		95,630
Contingency		2,150,000
	TOTAL APPROPRIATIONS	35,766,968
Unappropriated Ending Balance		3,650,218
	FUND TOTAL	39,417,186

ECONOMIC DEVELOPMENT FUND (102)

Materials & Services		261,650
Contingency		181,220
	FUND TOTAL	442,870

VEHICLE REPLACEMENT FUND (103)

Materials & Services		3,000
Capital Outlay		337,000
Contingency		350,215
	FUND TOTAL	690,215

ROAD FUND (201)

Personnel Services		3,025,197
Materials & Services		2,209,420
Capital Outlay		3,376,000
Debt Service		7,642
Transfer to Radio Communications Fund		20,852
Contingency		1,000,000
	TOTAL APPROPRIATIONS	9,639,111
Unappropriated Ending Balance		9,301,924
	FUND TOTAL	18,941,035

COUNTY FAIR FUND (203)		
Materials & Services		151,561
Contingency		11,477
	FUND TOTAL	<u>163,038</u>
LAW LIBRARY FUND (205)		
Materials & Services		42,580
Contingency		77,205
	FUND TOTAL	<u>119,785</u>
CLERK RECORDS FUNDS (207)		
Personnel Services		54,733
Materials & Services		102,370
	FUND TOTAL	<u>157,103</u>
HEALTH & HUMAN SERVICES FUND (208)		
Personnel Services		4,393,983
Materials & Services		1,512,930
	FUND TOTAL	<u>5,906,913</u>
MENTAL HEALTH FUND (209)		
Personnel Services		6,881,512
Materials & Services		3,782,344
Capital Outlay		245,000
Transfer to Public Health Fund		50,000
	TOTAL APPROPRIATIONS	<u>10,958,856</u>
Unappropriated Ending Balance		868,131
	FUND TOTAL	<u>11,826,987</u>
TITLE III/SAFETY NET FUND (213)		
Materials & Services		1,008,368
Capital Outlay		412,878
	FUND TOTAL	<u>1,421,246</u>
SELF INSURANCE FUND (215)		
Personnel Services		60,975
Materials & Services		636,000
Capital Outlay		225,000
Contingency		3,727,029
	FUND TOTAL	<u>4,649,004</u>

COMMUNITY HEALTH CENTER FUND (216)		
Personnel Services		3,477,092
Materials & Services		2,041,893
	FUND TOTAL	<u>5,518,985</u>
CORNER PRESERVATION FUND (217)		
Personnel Services		33,483
Materials & Services		132,200
Capital Outlay		35,000
Contingency		112,745
	FUND TOTAL	<u>313,428</u>
CAPITAL PROJECTS FUND (219)		
Materials & Services		117,500
Capital Outlay		616,250
Contingency		1,871,275
	FUND TOTAL	<u>2,605,025</u>
RADIO COMMUNICATIONS SYSTEMS FUND (291)		
Materials & Services		137,640
Contingency		94,575
	FUND TOTAL	<u>232,215</u>
DUII FUND (601)		
Materials & Services		15,000
Contingency		2,452
	FUND TOTAL	<u>17,452</u>
AGATE BEACH DISPOSAL SITE CLOSURE FUND (603)		
Materials & Services		685,482
Capital Outlay		15,000
	FUND TOTAL	<u>700,482</u>
FAIR FACILITIES FUND (607)		
Materials & Services		152,500
Capital Outlay		1,655,009
	FUND TOTAL	<u>1,807,509</u>
	TOTAL APPROPRIATIONS	81,110,205
	TOTAL UNAPPROPRIATED	<u>13,820,273</u>
	TOTAL ALL FUNDS	94,930,478

BE IT FURTHER RESOLVED THAT the Board of County Commissioners of Lincoln County hereby imposes the taxes provided for in the adopted budget at the permanent rate of \$2.8202 per \$1,000 for general operations; and that these taxes are hereby imposed and categorized for the tax year 2016-17 upon the assessed value on all taxable property within the County in accordance with law as of 1:00 A.M. July 1, 2016. The following allocation and categorization subject to the limits of section 11b, Article XI of the Oregon Constitution constitutes the above aggregate levy.

	SUBJECT TO GENERAL GOVERNMENT LIMITATION	EXCLUDED FROM THE LIMITATION
General Fund	\$2.8202/\$1000	\$0

Approved and declared adopted on this 22nd day of June 2016.

LINCOLN COUNTY BOARD OF COMMISSIONERS



BILL HALL, CHAIR



DOUG HUNT, COMMISSIONER



TERRY THOMPSON, COMMISSIONER

**BEFORE THE GOVERNING BODY OF THE LINCOLN COUNTY
TRANSPORTATION SERVICE DISTRICT**

In the Matter of: }
 Adopting the 2016-17 Budget, }
 Making Appropriations, Levying }
 Taxes, and Categorizing the Levy }

RESOLUTION NO. 16-22-6C

BE IT RESOLVED THAT the governing body of the Lincoln County Transportation Service District hereby adopts the budget for the fiscal year 2016-17 in the total amount of **\$5,099,104** as approved by the Budget Committee of the Lincoln County Transportation Service.

BE IT FURTHER RESOLVED THAT the amounts for the fiscal year beginning July 1, 2016 and for the purposes shown below are hereby appropriated as follows:

TRANSPORTATION SERVICE DISTRICT FUND


Personnel Services	\$1,552,347
Materials & Services	895,007
Capital Outlay	1,257,600
Contingency	<u>337,691</u>
TOTAL APPROPRIATIONS	\$4,042,645
 Unappropriated Ending Balance	 <u>\$ 1,056,459</u>
FUND TOTAL	\$5,099,104


BE IT FURTHER RESOLVED THAT the Board of County Commissioners of Lincoln County hereby imposes the taxes provided for in the adopted budget at the permanent rate of \$0.0974 (9.74 cents per \$1,000); and that these taxes are hereby imposed and categorized for the tax year 2016-17 upon the assessed value on all taxable property within the County in accordance with the law. The following allocation and categorization subject to the limits of section 11b, Article XI of the Oregon Constitution constitutes the above aggregate levy

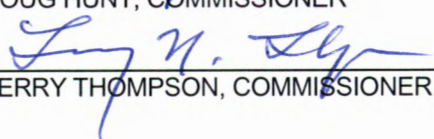
	SUBJECT TO GENERAL GOVERNMENT LIMITATION	EXCLUDED FROM THE LIMITATION
Transit Service Fund	\$0.0974/\$1000	\$0

Approved and declared adopted on this 22nd day of June 2016.

LINCOLN COUNTY BOARD OF COMMISSIONERS



 BILL HALL, CHAIR


 DOUG HUNT, COMMISSIONER


 TERRY THOMPSON, COMMISSIONER

**BEFORE THE GOVERNING BODY OF THE LINCOLN COUNTY
ANIMAL SERVICES DISTRICT**

In the Matter of: }
Adopting the 2016-17 Budget, }
Making Appropriations, Levying }
Taxes, and Categorizing the Levy }

RESOLUTION NO. 16-22-6d

BE IT RESOLVED THAT the governing body of the Lincoln County Animal Services District hereby adopts the budget for the fiscal year 2016-17 in the total amount of **\$1,168,221** as approved by the Budget Committee of the Lincoln County Animal Services District.

BE IT FURTHER RESOLVED THAT the amounts for the fiscal year beginning July 1, 2016 and for the purposes shown below are hereby appropriated as follows:

ANIMAL SERVICES DISTRICT FUND

Personnel Services	\$	632,336
Materials & Services		279,600
Capital Outlay		20,000
Contingency		223,190
		<hr/>
TOTAL APPROPRIATIONS	\$	1,115,126
Unappropriated Ending Balance	\$	<hr/> 13,095
FUND TOTAL	\$	1,168,221

BE IT FURTHER RESOLVED THAT the Board of County Commissioners of Lincoln County hereby imposes the taxes provided for in the adopted budget at the permanent rate of \$0.11 (11 cents per \$1,000); and that these taxes are hereby imposed and categorized for the tax year 2016-17 upon the assessed value on all taxable property within the County in accordance with the law. The following allocation and categorization subject to the limits of section 11b, Article XI of the Oregon Constitution constitutes the above aggregate levy

	SUBJECT TO GENERAL GOVERNMENT LIMITATION	EXCLUDED FROM THE LIMITATION
Animal Services Fund	\$0.11/\$1000	\$0

Approved and declared adopted on this 22nd day of June 2016.


LINCOLN COUNTY BOARD OF COMMISSIONERS



 BILL HALL, CHAIR



 DOUG HUNT, COMMISSIONER



 TERRY THOMPSON, COMMISSIONER

**BEFORE THE GOVERNING BODY OF THE LINCOLN COUNTY
EXTENSION SERVICE DISTRICT**

In the Matter of: }
 Adopting the 2016-17 Budget, }
 Making Appropriations, Levying }
 Taxes, and Categorizing the Levy }

RESOLUTION NO. 16-22-6A

BE IT RESOLVED THAT the governing body of the Lincoln County Extension Service District hereby adopts the budget for the fiscal year 2016-17 in the total amount of **\$713,799** as approved by the Budget Committee of the Lincoln County Extension Service District.

BE IT FURTHER RESOLVED THAT the amounts for the fiscal year beginning July 1, 2016 and for the purposes shown below are hereby appropriated as follows:

EXTENSION SERVICE DISTRICT FUND


Materials & Services	533,799
TOTAL APPROPRIATIONS	<u>\$ 533,799</u>
Unappropriated Ending Balance	<u>\$ 180,000</u>
FUND TOTAL	\$ 713,799


BE IT FURTHER RESOLVED THAT the Board of County Commissioners of Lincoln County hereby imposes the taxes provided for in the adopted budget at the permanent rate of \$0.0451 (4.51 cents per \$1,000); and that these taxes are hereby imposed and categorized for the tax year 2016-17 upon the assessed value on all taxable property within the County in accordance with the law. The following allocation and categorization subject to the limits of section 11b, Article XI of the Oregon Constitution constitutes the above aggregate levy


	SUBJECT TO GENERAL GOVERNMENT LIMITATION	EXCLUDED FROM THE LIMITATION
Extension Service District Fund	\$0.0451/\$1000	\$0

Approved and declared adopted on this 22nd day of June 2016.

LINCOLN COUNTY BOARD OF COMMISSIONERS



 BILL HALL, CHAIR


 DOUG HUNT, COMMISSIONER


 TERRY THOMPSON, COMMISSIONER

Certificate of Appropriation of Funds


In Support of Oregon State University Extension Service

This is to certify that pursuant to the provisions of ORS 566.220, the County of Lincoln, State of Oregon, has allocated and approved an appropriation of **\$533,799** for the fiscal year of 2016-17 for the purpose of providing support and funding for Extension educational programs within the County.

Be it further understood that the County has authority to transfer to the OSU Extension Service a sum up to **\$478,799** support of cost incurred by the University on behalf of the County as invoiced by the university.

It is understood that all funds allocated for Extension by the County, whether disbursed directly by County or by OSU, will be in support of the Extension Programs.


In Witness Whereof, We have hereunto set our hands on this 22nd day of June, 2016.



BILL HALL, CHAIR



DOUG HUNT, COMMISSIONER



TERRY THOMPSON, COMMISSIONER

BEFORE THE GOVERNING BODY OF SILETZ AREA ENHANCED LAW ENFORCEMENT SERVICE DISTRICT

In the Matter of: }
 Adopting the 2016-17 Budget, }
 Making Appropriations, Levying }
 Taxes, and Categorizing the Levy }

RESOLUTION NO. 16-22-6e

BE IT RESOLVED THAT the governing body of the Siletz Area Enhanced Law Enforcement Service District hereby adopts the budget for the fiscal year 2016-17 in the total amount of **\$440,368** as approved by the Budget Committee of the Siletz Area Enhanced Law Enforcement Service District.

BE IT FURTHER RESOLVED THAT the amounts for the fiscal year beginning July 1, 2016 and for the purposes shown below are hereby appropriated as follows:

SILETZ AREA ENHANCED LAW ENFORCEMENT SERVICE DISTRICT FUND


Personnel Services	\$259,568
Materials & Services	74,800
Capital Outlay	106,000
TOTAL APPROPRIATIONS/FUND TOTAL	\$440,368


BE IT FURTHER RESOLVED THAT the Board of County Commissioners of Lincoln County hereby imposes the taxes provided for in the adopted budget at the permanent rate of \$1.3100 per \$1,000 of taxable property value; and that these taxes are hereby imposed and categorized for the tax year 2016-17 upon the assessed value on all taxable property within the District in accordance with the law. The following allocation and categorization subject to the limits of section 11b, Article XI of the Oregon Constitution constitutes the above aggregate levy

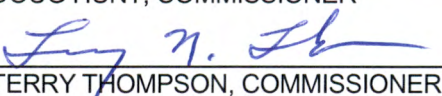
	SUBJECT TO GENERAL GOVERNMENT LIMITATION	EXCLUDED FROM THE LIMITATION
Siletz Area Enhanced Law Enforcement Service District Fund	\$1.31/\$1000	\$0

Approved and declared adopted on this 22nd day of June 2016.

LINCOLN COUNTY BOARD OF COMMISSIONERS



 BILL HALL, CHAIR


 DOUG HUNT, COMMISSIONER


 TERRY THOMPSON, COMMISSIONER