

**LINCOLN COUNTY, OREGON
ANNUAL BUDGET
FISCAL YEAR 2011-12**



**LINCOLN COUNTY
FY 2011-12 ANNUAL BUDGET**

TABLE OF CONTENTS

| | |
|--|-----|
| Message from the Board of Commissioners | 1 |
| Budget Message | 3 |
| County History | 6 |
| How the Budget Is Developed | 9 |
| Lincoln County Organization Chart | 10 |
| Revenue & Expenditure Summary | 11 |
| Budget Summary by Fund | 12 |
| GENERAL FUND (101): | |
| Summary | 13 |
| <u>General Government Summary</u> | 14 |
| 001 Board of Commissioners | 15 |
| 002 Tax Board of Appeals | 17 |
| 003 Planning & Development | 19 |
| 005 Geographic Information System (GIS) | 23 |
| 010 Central Administration | 25 |
| 013 Finance | 28 |
| 020 Assessor | 31 |
| 031 Clerk – Elections | 35 |
| 032 Clerk – Other | 37 |
| 050 Tax Collection | 40 |
| 060 Surveyor | 42 |
| 070 Treasurer | 45 |
| 164 Print Shop/Mail Room | 48 |
| 911 Property Management | 51 |
| 912 Facilities Maintenance | 53 |
| 913 Information Technology (IT) | 56 |
| 950 Personnel | 59 |
| 991 Other General Government | 63 |
| <u>Public Safety Summary</u> | 66 |
| 011 Drug Court | 67 |
| 124 Parole & Probation Work Crew | 69 |
| 126 Parole & Probation Community Corrections | 71 |
| 127 Parole & Probation Electronic Home Detention | 74 |
| 130 District Attorney (DA) | 76 |
| 131 DA - Major Crime Team | 80 |
| 132 DA - Domestic Violence Response – OVW Grant .. | 82 |
| 134 DA - Medical Examiner | 84 |
| 135 DA - Child Support Enforcement | 86 |
| 136 DA – Hope Grant- Federal Byrne Grant | 89 |
| 137 DA - Drug Enforcement Program | 91 |
| 140 DA – Rural Law Enforcement Grant I | 93 |
| 141 DA – Rural Law Enforcement Grant II | 95 |
| 150 DA - Victim’s Assistance Program | 97 |
| 155 DA – VOCA Grant | 99 |
| 159 DA – Criminal Forfeiture | 101 |
| 204 Sheriff’s Office Administration (SO) | 103 |
| 206 SO – Civil/Records | 106 |
| 209 SO – Patrol Grants | 109 |
| 210 SO – Patrol & Investigations | 111 |
| 211 SO – Boat Patrol | 115 |
| 214 SO – Waldport Contract | 118 |
| 285 SO – Forest Contract | 121 |
| 290 SO – Emergency Services | 123 |
| 610 SO – County Jail | 125 |
| 611 SO – Jail/Juvenile Detention Health | 128 |

**LINCOLN COUNTY
FY 2011-12 ANNUAL BUDGET**

TABLE OF CONTENTS

| | | |
|---|--|---------|
| 612 | SO – Rural Law Enforcement Grant III | 131 |
| 640 | Juvenile Detention/Shelter | 133 |
| 992 | Other Public Safety | 136 |
| <u>Community Services Summary</u> | | 139 |
| 080 | Veteran's Services | 140 |
| 642 | Commission on Children & Families (CCF) | 143 |
| 650 | CCF – Pass-Through Grant | 147 |
| 660 | CCF - OYA Juvenile Prevention | 150 |
| 661 | CCF – Drug-Free Communities | 152 |
| 665 | CCF – Prevention Planning Program | 155 |
| 670 | CCF – Reconnect Youth | 157 |
| 675 | CCF – Alcohol/Drug Prevention | 159 |
| 910 | Parks | 162 |
| 993 | Other Community Services | 165 |
| | Closed Departments (Published for History Only)... | 168-178 |
| HEALTH & HUMAN SERVICES FUNDS: | | |
| <u>HEALTH & HUMAN SERVICES FUND (HHS) (208)</u> | | 179 |
| 375 | Solid Waste Disposal | 181 |
| 405 | Communicable Disease | 183 |
| 406 | Maternity Case Management | 188 |
| 407 | Healthy Communities..... | 191 |
| 408 | Living Well | 193 |
| 410 | Administration/Central Supply..... | 197 |
| 411 | Babies First/Cacoon | 201 |
| 413 | WIC Program | 204 |
| 414 | Tobacco Education/Prevention | 207 |
| 417 | Family Home Visiting | 210 |
| 434 | Bioterrorism | 213 |
| 439 | Intergen Oral Health | 216 |
| 440 | Environmental Health | 218 |
| 452 | HIV Prevention | 221 |
| 453 | HIV-Ryan White | 224 |
| 457 | Immunization Action Plan | 227 |
| 461 | Non-Paid Home Visits | 229 |
| 490 | Clean Water | 232 |
| <u>MENTAL HEALTH SERVICES FUND (209)</u> | | 235 |
| 420 | Adult Mental Health Services..... | 236 |
| 422 | Case Management | 239 |
| 423 | Chronic Support/Day Treatment | 242 |
| 426 | Managed Care | 247 |
| 427 | Chemical Dependency | 249 |
| 428 | MRDD Pass-Through | 252 |
| <u>COMMUNITY HEALTH CENTER FUND (FQHC) (216)</u> | | 254 |
| 701 | Primary Care Health Centers | 255 |
| 702 | School-Based Health Centers | 260 |
| 704 | Family Planning | 264 |
| | Closed Departments (Published for History Only) .. | 268-294 |
| OTHER COUNTY FUNDS: | | |
| <u>ROAD FUND (201)</u> | | 295 |
| 301 | Engineering | 297 |
| 302 | Fleet Services | 300 |
| 303 | General Road | 303 |
| <u>COUNTY FAIR FUND (203-803)</u> | | 307 |
| <u>FAIR FACILITIES FUND (607-850)</u> | | 311 |

**LINCOLN COUNTY
FY 2011-12 ANNUAL BUDGET**

TABLE OF CONTENTS

| | |
|---|---------|
| <u>CORNER PRESERVATION FUND (217-817)</u> | 313 |
| <u>COUNTY SCHOOL FUND (202-802)</u> | 316 |
| <u>LAW LIBRARY FUND (205-805)</u> | 318 |
| <u>COUNTY CLERK RECORDS FUND (207-807)</u> | 320 |
| <u>TITLE III/SAFETY NET FUND (213-813 & -814)</u> | 322 |
| <u>SELF INSURANCE FUND (215-815)</u> | 326 |
| <u>AGATE BEACH DISPOSAL CLOSURE FUND (603-530)</u> | 330 |
| <u>ANIMAL SERVICES FUND (212-213 & -812)</u> | 332 |
| <u>ENFORCEMENT FUND (211-811)</u> | 338 |
| <u>METH INITIATIVE FUND (218-818)</u> | 340 |
| <u>DUII FUND (601-520)</u> | 343 |
| <u>CLOSED FUNDS (Published for History Only)</u> | 345-348 |
| SPECIAL DISTRICTS: | |
| <u>LINCOLN COUNTY TRANSPORTATION DISTRICT (204)</u> ... | 349 |
| <u>LINCOLN COUNTY SOLID WASTE DISTRICT (210)</u> | 357 |
| <u>LINCOLN COUNTY EXTENSION SERVICE DISTRICT (859)</u> | 365 |
| APPENDIX | |
| Budgeted Position History | 369 |
| County Employees Pay Plans | 376 |
| Proposed Capital Purchases List | 426 |
| Budget Committee Meeting PowerPoint Presentation Slides. | 427 |
| Budget Resolutions | 434 |

ANNUAL BUDGET FISCAL YEAR 2011-12



2011-2012 LINCOLN COUNTY BUDGET

Message from the Board of Commissioners...

The Board of Commissioners, with the assistance of the County Management Team, presents a balanced budget for fiscal year 2011-12. The financial downturn that began almost three years ago is still the dominant consideration in shaping the county's spending blueprint. At the same time, we continue to be guided by the county's mission statement, which calls for providing essential public services, both legally required and locally desired, in an efficient, effective and respectful manner.

Over the past two years, we have been through three rounds of budget cuts that brought the county's workforce level to the lowest point in more than 20 years. The first reductions came at the beginning of 2009 to deal with a shortfall in the budget of our Health and Human Services Department. Rounds two and three took place during the 2009 and 2010 budget processes. No department has been spared reductions in operating funds and workforce during these past two years. We have preserved services to the public to the greatest degree possible, but it has been impossible to avoid curtailing or eliminating valuable programs.

An unprecedented drop in revenues to our General Fund required us to take these painful but necessary actions. Almost without exception, we saw leveling off or declines in revenues across the board, including property taxes, federal and state revenues, transient room taxes, state timber sales, and licenses, fees and permits. We achieved a state of near-equilibrium solely through curtailed spending. That situation has stabilized somewhat, but still requires cautious and careful budgeting.

The Board of Commissioners has continued a more rigorous review of hiring that began in late 2008. In addition to layoffs and reductions in workforce through attrition, a number of other steps helped to close the gap, including employee salary concessions, use of reserves, and cancellation or delay of vehicle replacements and other capital spending.

While we do not anticipate workforce reductions driven by the local revenue situation this year, the state budget remains a question mark as of this writing. The state faces a \$3.5 billion shortfall for the 2011-13 budget cycle. We do not yet know how this will be resolved, but an impact on local programs and services is almost inevitable. State dollars make up about one-quarter of all general fund revenues. The jail, community corrections, juvenile justice, health and human services programs, assessment and taxation, and other programs are dependent on varying degrees on state funding. Because state law mandates that we adopt a budget before the beginning of the fiscal year on July 1, and the Legislature may not have finished its work by that point, it is highly possible that this budget will need to be adjusted after the new budget year begins.

With our financial situation beginning to stabilize, this proposed budget begins to address some of the deferred capital issues from the past couple of years. Because we invested consistently in maintenance and repairs when our financial position was stronger, we have been able to put this work on hold, but there are some projects that now need to be addressed. This includes some vehicle purchases, replacement of the jail roof (the roof is

20 years old and repeated patches have failed to address persistent leaks), replacement of an obsolete software system for the District Attorney’s office, and purchase of new video cameras and recorders for Sheriff’s patrol vehicles to replace a system that has been discontinued by its manufacturer and is no longer maintained. We are also taking the first steps toward rebuilding our reserves, although this process will likely take several years.

The last two years have been a challenging time for county employees, who have found themselves shouldering increased workloads and training to take on new tasks in addition to their existing assignments. They have responded to these demands admirably. As the Board of Commissioners, we want to acknowledge their extraordinary efforts and thank them for their continued dedication to our foremost job—delivering quality services to the public.

Respectfully submitted,

Lincoln County Board of Commissioners



Bill Hall
Commissioner



Don Lindly
Commissioner



Terry N. Thompson
Board Chair



LINCOLN COUNTY

BUDGET MESSAGE

FY2011-12

This budget document portrays the expected financial performance of Lincoln County for fiscal year 2011-12. In conformance with Oregon Revised Statutes, the budget appropriates the operations of the General Fund on a program basis. The three appropriation programs are general government operations, public safety and community services. Each main program has various departments within it that are shown by the categories of personal services, materials and services, capital outlay, and special payments. The remaining funds of the County are appropriated by the categories personal services, materials and services, and capital outlay. Additionally, all funds include separate appropriations for debt service, transfers and contingency, where applicable. Special reserve balances and unappropriated ending balances are included where needed. All funds are presented as balanced between revenue and expenditures as required by Oregon Revised Statutes, Chapter 294.

This document is organized on a fund basis. The first section of the book contains introductory material plus County-wide information. The General Fund is presented in its own section, grouped by its appropriation categories with the individual departments for each category grouped together. The general fund is followed by the Health and Human Services (HHS) funds. There are three funds in this section representing public health treatment and educational activities, mental health service activities, and the primary care health centers operations. Each fund's program departments are arranged in their County general ledger numerical order. The HHS funds section is followed by the remaining funds which comprise the additional activities of the County, including road and bridge maintenance, County fair operations and fairgrounds maintenance and improvement, the Animal Services operations, and various administrative functions that the County is responsible for. These funds are grouped by general activity and each fund is shown by program department. The next section of this document contains the budget documents of the several special districts within the County that are component units of the County's financial system. The final

section is reference material containing the County's various pay plans and a complete position listing for all paid County positions.

FINANCIAL POLICIES

County funds are budgeted and accounted for on the modified accrual basis of accounting. Revenues are recorded at the time they become measurable and available to finance expenditures of the current period, and expenditures are recorded at the time liabilities are incurred, except for inter-fund transactions which are recorded on the accrual basis.

BUDGETED REVENUE

Property tax revenue is the single biggest source of revenue for the County. Tax revenue is expected to increase 2.5% in FY2011-12. This low incremental increase estimate in tax revenue is a continuation of current economic conditions which have resulted in fewer new construction projects in the County. The County's permanent tax rate remains at \$2.8202 per \$1,000 of assessed valuation

FY2011-12 marks year two of the five-year operations levy for the County's Animal Services activity. This is an \$0.11 per \$1,000 of assessed value property tax levy that is dedicated to providing funding for three animal control officers and the continued operation of the County's Animal Shelter.

Hotel tax revenue is forecast to be slightly reduced from the current year. Several annexations that included motel and campground sites into incorporated areas are the reason that this revenue is expected to experience a downturn for the County.

State Forest revenues and federal timber sharing revenues are expected to be significantly diminished this year as compared to prior years. The federal dollars are expected to be completely phased out in a few years. The long term impact to the condition of the county's road system will be substantial.

Revenue from investments is expected to continue to be diminished in this fiscal year. This has occurred because interest rates are at very low levels, but also because the County has used much of its reserves during the prior couple of years, further reducing the amount of money available for investment.

The Assessment and Taxation grant revenue from the state is anticipated to remain close to its current level with a 2011-12 budget estimate of approximately \$525,000. Because of the State's financial condition, it is unclear what programs that rely on State funding sources will be impacted by the State budget now in process in the Legislature. As the State finalizes its budget, the County could see reductions in some of its programs, particularly in public safety and health and human services. For 2011-12, the County has not budgeted to receive

discretionary (Liquor and Cigarette tax revenue sharing dollars) monies from the State of Oregon.

BUDGETED EXPENDITURES

This budget contains a 2% COLA for all employees except those represented by the Lincoln County Deputies Association who will receive a 2.5% COLA. Elected Officials, as recommended by the Compensation Board, are budgeted to receive a 3% COLA but those changes are subject to review and approval of the Budget Committee. Department Directors and Elected Officials have received no COLA since the 2008-09 fiscal year. The County is planning to keep its work force stable this year with no anticipated increases or reductions. Those employees whose positions are funded through State funding may be affected by State revenue reductions. That impact is not yet known, and may not be known until very late in this budget process.

The General Fund has a budgeted reserve of 11.3%. The general goal for adequate fund reserves is a minimum of 15%. Reserves include contingencies, funds reserved for future years, and reserves for compensated absences.

The past two years of cost-cutting measures undertaken by the County, including extensive work force reductions, wage and hiring freezes, and furlough days, have worked to bring expenditures more in line with revenue. Although the County still has not rebuilt general fund reserves to desired levels, the drain on reserves is dramatically less than two years ago. This budget represents continued austerity measures for the up-coming year. There are some carefully considered capital expenditures planned, and materials and services, in most cases, is not increasing from 2010-11 budgeted levels. County management continues to monitor all expenditures very carefully.

Janice Riessbeck
Budget Officer

LINCOLN COUNTY, OREGON FY2011-12 BUDGET

COUNTY HISTORY

Lincoln County is a municipal corporation of the State of Oregon. It is located along the Central Oregon Coast approximately 114 miles southwest of the City of Portland, Oregon. The County was organized under the general laws of the State of Oregon in 1893.

Encompassing approximately 1,000 square miles of area, the County's boundaries include the cities of Lincoln City, Depoe Bay, Newport, Toledo, Siletz, Waldport and Yachats, as well as other smaller coastal and rural communities. The estimated population of the County is approximately 45,000. The County Seat is Newport with a population of approximately 10,000.

Major elements of the economic base of the County are tourism/recreation, fishing, seafood processing, forest products manufacturing, logging, agriculture, and ocean research.

A three member Board of Commissioners, whose full-time salaried members are elected on a countywide basis to staggered four-year terms of office, governs the County. The Board of Commissioners has the responsibility to oversee all activities related to the operations of the County. There is also a Board appointed budget committee of lay members, which works in conjunction with the Board of Commissioners in establishing the budget in public hearings and reviewing financial performance during the fiscal year. The Board annually elects a Chair at the beginning of the calendar year. The present Board of Commissioners and their terms of office are as follows:

| <u>Member</u> | <u>Term Began</u> | <u>Term Expires</u> |
|-----------------------------|-------------------|---------------------|
| Don Lindly | 1/07/91 | 1/01/2015 |
| Terry Thompson (Chair 2011) | 1/06/03 | 1/01/2015 |
| Bill Hall | 1/03/05 | 1/05/2013 |

Other officials, elected for the administration of their specific departments include: District Attorney, Rob Bovett; County Clerk, Dana Jenkins; Sheriff, Dennis Dotson; Treasurer, Linda Pilson; Assessor, Rob Thomas; and Surveyor, Tom Hamilton.

ASSESSMENT AND EQUALIZATION

The property tax is the method used by Oregon cities, counties, schools and special districts to raise revenue to support the operations of local government. The State of Oregon has not levied property taxes since 1941 and obtains its revenue principally from income taxation. Property tax administration, governed by the Oregon Constitution, the State's taxation laws, and regulations of the Department of Revenue, involve the processes of assessment, equalization, levy, and collection of taxes.

The process of identifying and assigning a value to taxable property is termed "assessment" and the process of maintaining uniformity of values between property owners and various classes of property is termed "equalization". Assessment of property is administered by the County Assessor except for public utility property and some industrial properties, which are assessed by the state Department of Revenue.

Property subject to taxation includes all privately owned real property such as: land, buildings, and improvements; and business personal property, including machinery, office furniture, and equipment. There is no property tax on household furnishings, personal belongings, automobiles, crops, livestock, orchards, business inventories or intangible property such as stocks, bonds, or bank accounts. Property used for religious, fraternal, and government purposes is exempt and reductions in assessments are granted for veterans' homesteads and certain farmlands and historic buildings. The assessment roll, a listing of all taxable property, is valued as of January 1st for the tax year beginning July 1st each year.

TAX LEVIES, RATES AND BUDGETS

Authority to levy property taxes is vested with the governing body of each local government unit. The Board of Commissioners determines the levy for County government annually before July 15 as part of the budget process. Annual budgets are based on the fiscal year, which begins July 1 and ends June 30 of the following year. Due to Ballot Measure 50 approved in May 1997, property tax bases were eliminated and instead converted to permanent rate levies. Lincoln County's permanent rate is \$2.802 per \$1,000 assessed value. Additionally, in 2010, voters approved a local option levy rate of \$0.11 per \$1,000 assessed value to provide funding for the County's animal control and animal shelter services. 2011-12 marks year two of this five-year special operating levy.

The County is required to annually levy an amount sufficient to pay principal and interest costs on unlimited tax general obligation debt. Bond measures to be paid from future tax levies must first be approved by a majority of those voting. Proceeds from a debt levy cannot be diverted to another purpose. The County presently has no outstanding bonded debt.

BUDGET PREPARATION

The County's budget is prepared in accordance with provisions of the Oregon Local Budget law that provides standard procedures for the preparation, presentation and administration of the operating budget for all local governments. The law mandates public involvement in budget preparation and public exposure of its proposed programs. The law also requires that the budget be balanced in its presentation to the Budget Committee.

Prior to adoption, the proposed budget must be approved by the budget committee, which consists of the Board of Commissioners, and an equal number of laypersons. In advertised public meetings, the budget committee reviews the budget and the budget message, which explains the budget and significant changes in the County's financial position. Since 1991, the budget committee has held informational meetings in a number of cities throughout the County to obtain input from taxpayers. The advertised hearings for the FY 2010-11 budget were held in three cities; Newport (2), Lincoln City, and Waldport.

Following budget approval by the budget committee, another public hearing is held. A budget summary and notice of hearing are published prior to the hearing, subject to strict legal requirements as to the time and method of publication.

COLLECTIONS

Oregon Revised Statutes Chapter 311 requires that all tax levy revenues collected by the county for all taxing units within the county be placed in an unsegregated pool, and that each taxing unit shares in the pool in the same proportion as its levy bears to the total of all taxes levied by all taxing units within the county.

The County Assessor extends authorized levies and computes tax rates. The County Tax Collector bills and collects all taxes. The County Treasurer makes periodic remittances of collections to tax levying units. Taxes are levied and become a lien on July 1 (the lien date for personal property is January 1) and tax payments are due November 15 of the same calendar year.

Under the partial payment schedule, taxes are payable in three equal installments on the 15th of November, February and May of the same fiscal year without penalties or interest.

The percentage collected was as low as 86% in 1984 and 1985. The percentage collected has increased as a result of an interest rate increase from 12% to 16% in FY 89-90 on unpaid or delinquent taxes. The interest rate is determined by the State Legislature. For 2011-12, the budget assumes a 95% collection factor.

LINCOLN COUNTY, OREGON FY2011-12 BUDGET

HOW THE BUDGET IS DEVELOPED

Roles and Responsibilities in the Budget Development

Board of Commissioners: As Chief Executive Officers of the County, the Board works with other elected officials and appointed Department Managers to oversee the development and on-going monitoring of the Budget. The Board acts on the recommendations of the Budget Committee, and adopts the annual budget during a public hearing prior to the beginning of the new fiscal year (July 1). After the budget is adopted, the Board acts on requests for budget transfers and supplemental budget adjustments as necessary during the year.

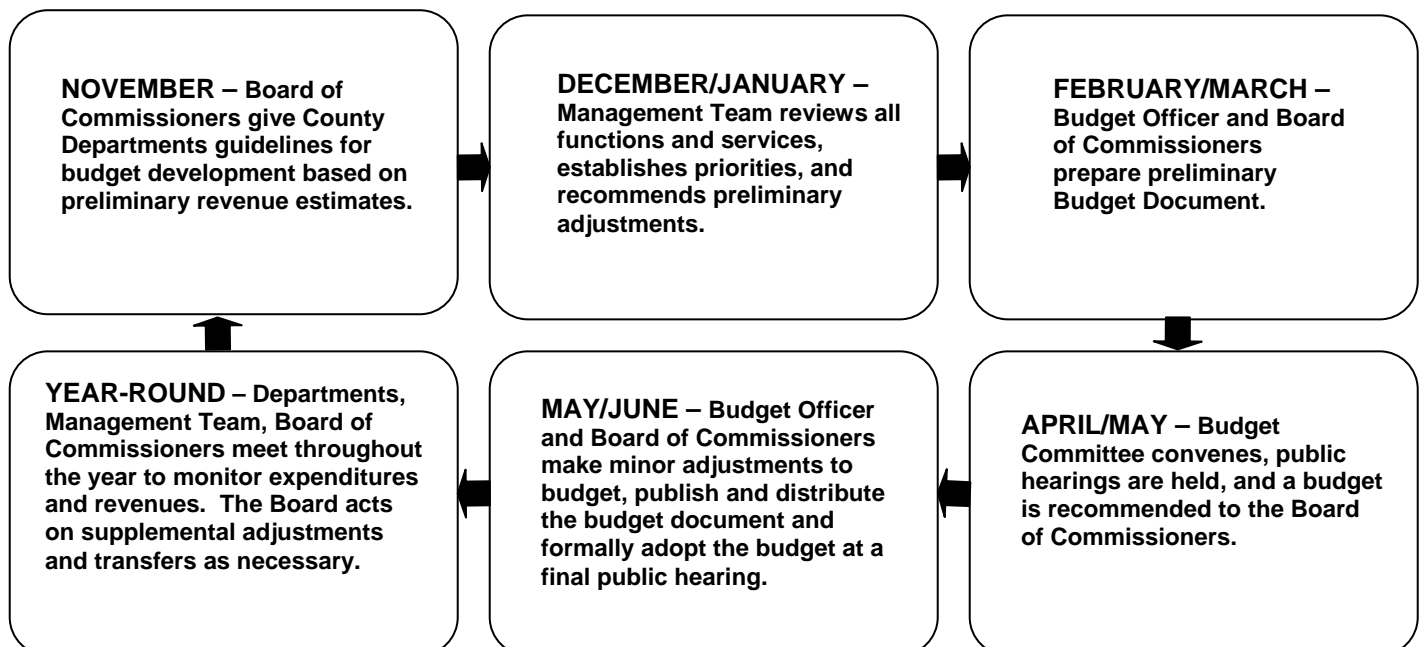
Management Team: Made up of the elected officials and appointed Department Directors, the Management Team annually reviews all functions and services provided by County government. It develops a priority listing of these services to be considered during the budget process. The Management Team advises the Board of Commissioners in making mid-year adjustments and modifications in the budget.

Budget Committee: The Budget Committee is comprised of the three County Commissioners, plus three appointed lay citizens. The committee receives the proposed budget from the Budget Officer; reviews detailed budget information during several public hearings scheduled around the county, deliberates on decision options that may be required to balance the budget, and prepares an approved budget for consideration by the Board of Commissioners.

Budget Officer: Under the direct supervision of the Board of Commissioners, the Budget Officer (Finance Director) plans, organizes, and schedules steps in the preparation through the adoption of the annual budget.

All Departments: Receive budgetary guidelines from the Board of Commissioners at the onset of the budget preparation process. Department Managers are responsible for preparing and conveying to the Budget Officer all information necessary to prepare the budget from request through adoption. Departments manage their individual budgets with oversight from the Finance & Accounting Director and the Board of Commissioners.

BUDGET DEVELOPMENT FLOW CHART



Lincoln County Organization Chart

Citizens

Board of Commissioners

Bill Hall
Don Lindly
Terry Thompson

Elected Officials

County Sheriff

Dennis Dotson

- Patrol
- Jail
- Civil
- Boat Patrol
- Animal Shelter

District Attorney

Rob Bovett

- Prosecution
- Support Enforcement
- Victim Assist.
- Anti-Drug Program

County Surveyor

Tom Hamilton

County Assessor

Rob Thomas

County Treasurer

Linda Pilson

- Tax Collection

County Clerk

Dana Jenkins

- Elections
- Recording
- BOPTA

Community Services

Public Health

Mental Health

Veterans Services

Commission Children/Family

Public Works

Roads

Fleet Services

Parks

Administration

Finance

Human Resources

Central Administration

Information Technology

Planning & Development

Public Safety

Community Corrections

Juvenile

Emergency Services

Other

Self Insurance Fund

County Fair

LINCOLN COUNTY, OREGON
FISCAL YEAR 2011-12
REVENUE ESTIMATES BY FUND

| FUND # | FUND | TAXES | LICENSES & PERMITS | INTERGOVERNMENTAL | CHARGES FOR SERVICES | FINES | MISCELLANEOUS | INTERFUND TRANSFERS | BEGINNING BALANCES | TOTAL |
|-----------------------|-----------------------|-------------------|--------------------|-------------------|----------------------|----------------|------------------|---------------------|--------------------|-------------------|
| 101 | GENERAL | 18,505,749 | 1,216,625 | 7,888,353 | 1,514,346 | 55,000 | 1,207,725 | 12,752 | 5,701,233 | 36,101,783 |
| 201 | ROAD | | | 5,338,757 | 231,000 | | 162,600 | | 15,665,694 | 21,398,051 |
| 202 | COUNTY SCHOOL | 28,000 | | 752,000 | | | 250 | | | 780,250 |
| 203 | COUNTY FAIR | | | 36,031 | | | 18,140 | | 36,875 | 91,046 |
| 205 | LAW LIBRARY | | | | | 49,200 | 225 | | 21,688 | 71,113 |
| 207 | CLERK RECORDS | | 46,000 | | | | 300 | | 86,336 | 132,636 |
| 208 | HUMAN SERVICES | | | 1,056,353 | 1,207,652 | | 40,500 | 150,000 | 337,375 | 2,791,880 |
| 209 | MENTAL HEALTH | | | 4,138,438 | 2,850,165 | | 22,200 | 157,500 | 552,163 | 7,720,466 |
| 211 | ENFORCEMENT | | | | | 15,000 | 150 | | 12,752 | 27,902 |
| 212 | ANIMAL SHELTER | 680,185 | 90,000 | | | 1,000 | 15,300 | | 141,520 | 928,005 |
| 213 | SAFETY NET | | | | | | 10,500 | | 2,204,201 | 2,214,701 |
| 215 | SELF INSURANCE | | | | 1,140,000 | | | | 727,500 | 1,867,500 |
| 214 | BUILDING RESERVE FUND | | | | | | | | 5 | 5 |
| 216 | COMM HEALTH CENTER | | | 1,916,033 | 1,010,479 | | 7,300 | | 485,245 | 3,419,057 |
| 217 | CORNER PRESERVATION | | | 110,000 | | | 1,000 | | 172,399 | 283,399 |
| 218 | COPS METH INITIATIVE | | | 44,400 | | | | | | 44,400 |
| 601 | DUII | | 1,500 | | | | 500 | | 1,133 | 3,133 |
| 603 | AGATE BEACH | | 6,250 | | | | 3,750 | | 726,313 | 736,313 |
| 607 | FAIR FACILITIES | 257,000 | | | | | 1,500 | | 527,868 | 786,368 |
| TOTAL REVENUES | | 19,470,934 | 1,360,375 | 21,280,365 | 7,953,642 | 120,200 | 1,491,940 | 320,252 | 27,400,300 | 79,398,008 |

FISCAL YEAR 2011-12
APPROPRIATED EXPENDITURES BY FUND

| FUND # | FUND | PERSONAL SERVICES | MATERIALS & SERVICES | CAPITAL OUTLAY | DEBT SERVICE | INTERFUND TRANSFERS | CONTINGENCY | RESERVES | TOTAL |
|---------------------------|-----------------------|-------------------|----------------------|------------------|----------------|---------------------|------------------|-------------------|-------------------|
| 101 | GENERAL | 20,858,737 | 8,387,836 | 2,137,450 | 471,688 | 307,500 | 1,176,146 | 2,762,426 | 36,101,783 |
| 201 | ROAD | 2,774,162 | 4,250,865 | 2,405,000 | | | 1,000,000 | 10,968,024 | 21,398,051 |
| 202 | COUNTY SCHOOL | | 780,250 | | | | | | 780,250 |
| 203 | COUNTY FAIR | | 65,550 | | | | 25,496 | | 91,046 |
| 205 | LAW LIBRARY | | 58,413 | | | | 12,700 | | 71,113 |
| 207 | CLERK RECORDS | 17,586 | 115,050 | | | | | | 132,636 |
| 208 | HUMAN SERVICES | 1,964,597 | 827,283 | | | | | | 2,791,880 |
| 209 | MENTAL HEALTH | 4,118,758 | 3,601,708 | | | | | | 7,720,466 |
| 211 | ENFORCEMENT | 11,600 | 3,550 | | | 12,752 | | | 27,902 |
| 212 | ANIMAL SHELTER | 572,427 | 174,108 | 20,000 | | | 158,112 | 3,358 | 928,005 |
| 213 | SAFETY NET | | 1,154,349 | 1,060,352 | | | | | 2,214,701 |
| 214 | BUILDING RESERVE FUND | | | | | | | 5 | 5 |
| 215 | SELF INSURANCE | 150,000 | 898,750 | 100,000 | | | 718,750 | | 1,867,500 |
| 216 | COMM HEALTH CENTER | 2,317,334 | 1,101,723 | | | | | | 3,419,057 |
| 217 | CORNER PRESERVATION | 140,347 | 36,100 | 55,000 | | | 51,952 | | 283,399 |
| 218 | COPS METH INITIATIVE | | 44,400 | | | | | | 44,400 |
| 601 | DUII | | 2,900 | | | | 233 | | 3,133 |
| 603 | AGATE BEACH | | 681,313 | 5,000 | | | 50,000 | | 736,313 |
| 607 | FAIR FACILITIES | | 136,368 | 650,000 | | | | | 786,368 |
| TOTAL EXPENDITURES | | 32,925,548 | 22,320,516 | 6,432,802 | 471,688 | 320,252 | 3,193,389 | 13,733,813 | 79,398,008 |

**LINCOLN COUNTY
ANNUAL BUDGET 2011-12
BUDGET SUMMARY BY FUND**

| FUND # | NAME | TOTAL REQUIREMENTS | RESOURCES OTHER THAN PROPERTY TAX | ESTIMATED PROPERTY TAX | ALLOWANCE FOR UNCOLLECTIBLE* | ESTIMATED REQUIRED TAX LEVY AMOUNT |
|--------------|--|-----------------------|---|---------------------------|---------------------------------|--|
| 101 | GENERAL FUND | \$ 36,101,783 | \$ 19,553,352 | \$ 16,548,431 | \$ 870,970 | \$ 17,419,401 |
| 201 | ROAD FUND | 21,398,051 | 21,398,051 | | | |
| 202 | COUNTY SCHOOL FUND | 780,250 | 780,250 | | | |
| 203 | COUNTY FAIR FUND | 91,046 | 91,046 | | | |
| 205 | LAW LIBRARY FUND | 71,113 | 71,113 | | | |
| 207 | CLERKS RECORDS FUND | 132,636 | 132,636 | | | |
| 208 | HEALTH & HUMAN SERVICES FUND | 2,791,880 | 2,791,880 | | | |
| 209 | MENTAL HEALTH FUND | 7,720,466 | 7,720,466 | | | |
| 211 | ENFORCEMENT FUND | 27,902 | 27,902 | | | |
| 212 | ANIMAL SERVICES FUND | 928,005 | 253,620 | 674,385 | 35,494 | 709,878 |
| 213 | TITLE III/SAFETY NET FUND | 2,214,701 | 2,214,701 | | | |
| 215 | SELF INSURANCE FUND | 1,867,500 | 1,867,500 | | | |
| 216 | COMMUNITY HEALTH CENTER FUND | 3,419,057 | 3,419,057 | | | |
| 217 | CORNER PRESERVATION FUND | 283,399 | 283,399 | | | |
| 218 | METH INITIATIVE FUND | 44,400 | 44,400 | | | |
| 601 | DUII FUND | 3,133 | 3,133 | | | |
| 603 | AGATE BEACH DISPOSAL SITE CLOSURE FUND | 736,313 | 736,313 | | | |
| 607 | FAIR FACILITIES FUND | 786,368 | 786,368 | | | |
| TOTAL | | \$ 79,398,003 | \$ 62,175,187 | \$ 17,222,816 | \$ 906,464 | \$ 18,129,279 |

**PERMANENT TAX RATE/\$1,000 ASSESSED
VALUE**

\$ 2.8202

**LOCAL OPTION LEVY FOR ANIMAL SERVICES
FUND RATE/\$1,000 ASSESSED VALUE**

\$ 0.1100

* uncollectible rate is estimated at 5%

GENERAL FUND



LINCOLN COUNTY, OREGON
ANNUAL BUDGET
FY 2011-12

| GENERAL FUND SUMMARY | | | | | | |
|---|-------------------|-------------------|-------------------|-------------------------------|-------------------------------|------------------------------|
| | 2008-09 ACTUAL | 2009-10 ACTUAL | 2010-11 BUDGET | 2011-12 PROPOSED BUDGET | 2011-12 APPROVED BUDGET | 2011-12 ADOPTED BUDGET |
| <u>GENERAL FUND BY APPROPRIATION</u> | | | | | | |
| TOTAL REVENUE | 34,816,003 | 31,790,227 | 34,005,354 | 36,066,134 | 36,098,783 | 36,101,783 |
| TOTAL GENERAL GOVERNMENT | 11,148,440 | 9,482,164 | 9,345,157 | 10,957,747 | 10,957,747 | 11,026,247 |
| TOTAL PUBLIC SAFETY | 16,695,433 | 15,440,846 | 17,952,362 | 17,915,281 | 18,004,421 | 18,020,421 |
| TOTAL COMMUNITY SERVICES | 3,309,845 | 2,714,340 | 4,052,839 | 3,081,543 | 3,116,543 | 3,116,543 |
| CONTINGENCY | - | - | 1,012,924 | 1,349,137 | 1,257,646 | 1,176,146 |
| UNAPPROPRIATED | - | - | 1,642,072 | 2,762,426 | 2,762,426 | 2,762,426 |
| TOTAL GENERAL FUND EXPENDITURES | 31,153,718 | 27,637,350 | 34,005,354 | 36,066,134 | 36,098,783 | 36,101,783 |
| ENDING BALANCE | 3,662,285 | 4,152,877 | - | - | - | - |
| <u>GENERAL FUND BY CATEGORY</u> | | | | | | |
| TOTAL REVENUE | 34,816,003 | 31,790,227 | 34,005,354 | 36,066,134 | 36,098,783 | 36,101,783 |
| EXPENDITURES: | | | | | | |
| PERSONAL SERVICES | 20,885,862 | 19,239,167 | 20,057,384 | 20,763,597 | 20,852,737 | 20,858,737 |
| MATERIALS & SERVICES | 7,114,778 | 6,472,399 | 9,248,378 | 8,284,336 | 8,319,336 | 8,387,836 |
| CAPITAL EXPENDITURES | 2,438,250 | 1,146,384 | 1,266,000 | 2,127,450 | 2,127,450 | 2,137,450 |
| DEBT SERVICE | 461,956 | 471,900 | 471,096 | 471,688 | 471,688 | 471,688 |
| TRANSFERS | 229,872 | 307,500 | 307,500 | 307,500 | 307,500 | 307,500 |
| CONTINGENCY | - | - | 1,012,924 | 1,349,137 | 1,257,646 | 1,176,146 |
| UNAPPROPRIATED BALANCE | - | - | 1,642,072 | 2,762,426 | 2,762,426 | 2,762,426 |
| TOTAL GENERAL FUND EXPENDITURES | 31,130,718 | 27,637,350 | 34,005,354 | 36,066,134 | 36,098,783 | 36,101,783 |
| ENDING BALANCE | 3,685,285 | 4,152,877 | - | - | - | - |

LINCOLN COUNTY, OREGON
ANNUAL BUDGET
FY 2011-12

| | | GENERAL FUND (101) GENERAL GOVERNMENT SUMMARY | | | | | | |
|--|--------|--|-------------------|-------------------|-------------------|-------------------------------|-------------------------------|------------------------------|
| DEPT # | # FTE* | | 2008-09 ACTUAL | 2009-10 ACTUAL | 2010-11 BUDGET | 2011-12 PROPOSED BUDGET | 2011-12 APPROVED BUDGET | 2011-12 ADOPTED BUDGET |
| 001 | 3.00 | BOARD OF COMMISSIONERS | 378,546 | 372,750 | 386,980 | 411,670 | 411,670 | 411,670 |
| 002 | - | BOARD OF PROPERTY TAX APPEALS | 3,050 | 2,992 | 5,931 | 6,241 | 6,241 | 6,241 |
| 003 | 10.75 | PLANNING & DEVELOPMENT | 1,214,490 | 1,105,904 | 1,002,019 | 1,061,315 | 1,061,315 | 1,061,315 |
| 005 | 1.00 | LLIS PROJECT | 138,836 | 106,556 | 124,401 | 129,820 | 129,820 | 129,820 |
| 010 | 5.00 | CENTRAL ADMINISTRATION | 626,161 | 518,701 | 535,514 | 549,697 | 549,697 | 554,197 |
| 013 | 4.00 | FINANCE | 489,588 | 344,606 | 389,522 | 414,383 | 414,383 | 414,383 |
| 020 | 20.00 | ASSESSOR | 1,700,445 | 1,558,247 | 1,722,481 | 1,807,507 | 1,807,507 | 1,807,507 |
| 031 | 1.00 | COUNTY CLERK - ELECTIONS | 231,953 | 217,655 | 251,954 | 243,665 | 243,665 | 243,665 |
| 032 | 4.00 | COUNTY CLERK - OTHER | 380,753 | 326,784 | 383,921 | 406,017 | 406,017 | 406,017 |
| 050 | 3.00 | TAX COLLECTION | 283,617 | 276,895 | 302,988 | 323,209 | 323,209 | 323,209 |
| 060 | 2.72 | SURVEYOR | 285,643 | 245,953 | 290,391 | 307,966 | 307,966 | 307,966 |
| 070 | 2.00 | TREASURER | 224,067 | 192,791 | 213,472 | 230,349 | 230,349 | 230,349 |
| 164 | 1.00 | PRINT SHOP/MAIL ROOM | 206,213 | 143,151 | 222,820 | 204,883 | 204,883 | 204,883 |
| 911 | 0.80 | PROPERTY MANAGEMENT | 61,840 | 66,373 | 97,051 | 90,586 | 90,586 | 90,586 |
| 912 | 3.67 | FACILITIES MAINTENANCE | 1,371,012 | 1,162,692 | 1,242,879 | 1,163,570 | 1,163,570 | 1,223,570 |
| 913 | 6.00 | INFORMATION TECHNOLOGY | 1,173,647 | 1,165,910 | 1,205,690 | 1,220,491 | 1,220,491 | 1,220,491 |
| 950 | 3.00 | PERSONNEL | 251,950 | 233,418 | 282,485 | 301,178 | 301,178 | 305,178 |
| 991 | - | OTHER GENERAL GOVT | 1,502,854 | 803,217 | 213,562 | 1,613,512 | 1,613,512 | 1,613,512 |
| 991 | - | DEBT SERVICE | 461,956 | 471,900 | 471,096 | 471,688 | 471,688 | 471,688 |
| 008 | - | LCDC COASTAL MANAGEMENT GRANT (closed) | 90,277 | 88,874 | - | - | - | - |
| 300 | - | ADDRESSING SYSTEM (closed) | 71,542 | 76,795 | - | - | - | - |
| 70.94 | | TOTAL GENERAL GOVERNMENT | 11,148,440 | 9,482,164 | 9,345,157 | 10,957,747 | 10,957,747 | 11,026,247 |
| GENERAL GOVERNMENT BY CATEGORY | | | | | | | | |
| TOTAL REVENUE | | | 28,217,011 | 24,729,628 | 23,753,718 | 27,970,367 | 27,970,367 | 27,967,367 |
| EXPENDITURES: | | | | | | | | |
| PERSONAL SERVICES | | | 6,880,508 | 6,231,588 | 6,204,071 | 6,572,416 | 6,572,416 | 6,572,416 |
| MATERIALS & SERVICES | | | 2,305,562 | 2,015,462 | 2,507,990 | 2,441,643 | 2,441,643 | 2,510,143 |
| CAPITAL EXPENDITURES | | | 1,500,414 | 763,214 | 162,000 | 1,472,000 | 1,472,000 | 1,472,000 |
| DEBT SERVICE | | | 461,956 | 471,900 | 471,096 | 471,688 | 471,688 | 471,688 |
| TOTAL GENERAL GOVERNMENT EXPENDITURES | | | 11,148,440 | 9,482,164 | 9,345,157 | 10,957,747 | 10,957,747 | 11,026,247 |
| OTHER APPROPRIATIONS | | | | | | | | |
| CONTINGENCY | | | - | - | 1,012,924 | 1,349,137 | 1,257,646 | 1,176,146 |
| UNAPPROPRIATED BALANCE | | | - | - | 1,642,072 | 2,762,426 | 2,762,426 | 2,762,426 |
| TOTAL OTHER APPROPRIATIONS | | | - | - | 2,654,996 | 4,111,563 | 4,020,072 | 3,938,572 |

*Does not include "Temporary Employees"

LINCOLN COUNTY, OREGON

GENERAL FUND (101)

DEPARTMENT: BOARD OF COMMISSIONERS (001)

A GENERAL GOVERNMENT PROGRAM

OBJECTIVE: To provide the legislative and executive functions for the county, including law making, appointments, and quasi-judicial proceedings and hearings. To provide general administration for the county, including policies and procedures, cooperation with other public agencies and organizations, and long-range planning.

WORK PLAN SUMMARY: Enact all necessary ordinances and adopt all necessary contracts and legal agreements, orders, resolutions, and proclamations to conduct county business. Adopt a budget that provides funding for county programs. Make appointments to boards and committees and provide for quasi-judicial proceedings as required by local, state and federal law. Provide policy direction to insure legal and efficient administration of county affairs. Work with other public and private agencies and organizations to solve common challenges.

REVENUE AND EXPENDITURE SUMMARY

| | <u>Actual</u> <u>2008-09</u> | <u>Actual</u> <u>2009-10</u> | <u>Budgeted</u> <u>2010-11</u> | <u>Proposed</u> <u>2011-12</u> | <u>Approved</u> <u>2011-12</u> | <u>Adopted</u> <u>2011-12</u> |
|---------------------------|---------------------------------|---------------------------------|-----------------------------------|-----------------------------------|-----------------------------------|----------------------------------|
| Personal Services | 317,984 | 309,070 | 323,980 | 348,420 | 348,420 | 348,420 |
| Materials & Services | 60,562 | 63,681 | 63,000 | 63,250 | 63,250 | 63,250 |
| Total Expenditures | 378,546 | 372,751 | 386,980 | 411,670 | 411,670 | 411,670 |
| | | | | | | |
| Full-Time Positions | 3.00 | 3.00 | 3.00 | 3.00 | 3.00 | 3.00 |

EFFECTIVENESS INDICATORS: Provide information to citizens and staff. Conduct a budget process that involves citizens' input within the time frame of the budget calendar. Conduct monthly reviews of county finances with the Finance director.

INTERRELATIONSHIPS: Receive input from various boards and committees appointed by the Commissioners, other local governments including the cities of Newport, Lincoln City, Toledo, Siletz, Waldport, Yachats and Depoe Bay, agencies such as the Association of Oregon Counties, staff, and individual citizens.

CURRENT OBJECTIVES: Provide overall management to the functions of the county, recognizing the potential for extensive revenue loss from various tax limitation measures and forest revenues. Provide continuance for legislated and mandated county functions, balanced with the need to provide necessary funding for other services important to the residents of the county.

LINCOLN COUNTY, OREGON
ANNUAL BUDGET
FY 2011-12

| | | GENERAL FUND (101) BOARD OF COMMISSIONERS (001) | | | | | |
|----------------------------|-------|--|-------------------|-------------------|-------------------------------|-------------------------------|------------------------------|
| OBJECT | # FTE | 2008-09 ACTUAL | 2009-10 ACTUAL | 2010-11 BUDGET | 2011-12 PROPOSED BUDGET | 2011-12 APPROVED BUDGET | 2011-12 ADOPTED BUDGET |
| <u>EXPENDITURES</u> | | | | | | | |
| PERSONAL SERVICES | | | | | | | |
| SALARIES | | | | | | | |
| 90101 | 3.00 | COUNTY COMMISSIONERS | 225,628 | 215,346 | 224,472 | 238,404 | 238,404 |
| TOTAL SALARIES | | | 225,628 | 215,346 | 224,472 | 238,404 | 238,404 |
| BENEFITS & BURDENS | | | | | | | |
| 90801 | | FICA | 16,890 | 16,138 | 17,172 | 18,238 | 18,238 |
| 90802 | | 401(K) RETIREMENT | 24,812 | 23,688 | 24,692 | 26,224 | 26,224 |
| 90804 | | HEALTH INSURANCE | 33,352 | 36,867 | 39,490 | 44,388 | 44,388 |
| 90805 | | DENTAL INSURANCE | 3,693 | 4,030 | 4,121 | 4,536 | 4,536 |
| 90806 | | LIFE INSURANCE | 175 | 167 | 216 | 216 | 216 |
| 90807 | | LTD INSURANCE | 423 | 422 | 423 | 423 | 423 |
| 90808 | | WORKER'S COMPENSATION | 2,835 | 2,517 | 805 | 3,123 | 3,123 |
| 90809 | | UNEMPLOYMENT | 2,076 | 1,795 | 4,489 | 4,768 | 4,768 |
| 90810 | | PEHP | 8,100 | 8,100 | 8,100 | 8,100 | 8,100 |
| TOTAL BENEFITS & BURDENS | | | 92,356 | 93,724 | 99,508 | 110,016 | 110,016 |
| TOTAL PERSONAL SERVICES | | | 317,984 | 309,070 | 323,980 | 348,420 | 348,420 |
| MATERIALS & SERVICES | | | | | | | |
| 91101 | | TRAVEL REIMBURSEMENT | 10,889 | 8,031 | 8,000 | 8,000 | 8,000 |
| 91201 | | MEALS & LODGING | 7,503 | 5,086 | 5,000 | 5,000 | 5,000 |
| 92802 | | PROFESSIONAL CONFERENCE | - | 1,830 | 3,000 | 3,000 | 3,000 |
| 92803 | | ACCOUNTANTS / AUDIT | 42,170 | 48,733 | 47,000 | 47,250 | 47,250 |
| TOTAL MATERIALS & SERVICES | | | 60,562 | 63,680 | 63,000 | 63,250 | 63,250 |
| TOTAL EXPENDITURES | | | 378,546 | 372,750 | 386,980 | 411,670 | 411,670 |

LINCOLN COUNTY, OREGON

GENERAL FUND (101)

DEPARTMENT: BOARD OF PROPERTY TAX APPEALS (002)

A GENERAL GOVERNMENT PROGRAM

OBJECTIVE: The administration of the Board of Property Tax Appeals is prescribed by State statutes (primarily ORS Chapter 309). Assure compliance with the statutory mandates governing administration of the Board of Property Tax Appeals.

WORK PLAN SUMMARY: To review property tax appeal petitions within the time period required by statute. Decisions made on same day as hearing and final order sent out by the next day. Projected number of petitions to be reviewed is 200.

REVENUE AND EXPENDITURE SUMMARY

| | Actual <u>2008-09</u> | Actual <u>2009-10</u> | Budgeted <u>2010-11</u> | Proposed <u>2011-12</u> | Approved <u>2011-12</u> | Adopted <u>2011-12</u> |
|----------------------|--------------------------|--------------------------|----------------------------|----------------------------|----------------------------|---------------------------|
| Personal Services | 0 | 0 | 2,181 | 2,241 | 2,241 | 2,241 |
| Materials & Services | 3,050 | 2,992 | 3,750 | 4,000 | 4,000 | 4,000 |
| Total Expenditures | 3,050 | 2,992 | 5,931 | 6,241 | 6,241 | 6,241 |
| Full-Time Positions | 0 | 0 | 0 | 0 | 0 | 0 |

EFFECTIVENESS INDICATORS: When all statutory deadlines and requirements have been met; all petitions heard in a timely and effective manner.

INTERRELATIONSHIPS: The Board of Property Tax Appeals operation is closely coordinated with the Clerk's Office, the Assessor's Office, and the State Department of Revenue.

LINCOLN COUNTY, OREGON
ANNUAL BUDGET
FY 2011-12

| GENERAL FUND (101) | | | | | | |
|-------------------------------------|----------------------------|---------|---------|----------|----------|---------|
| BOARD OF PROPERTY TAX APPEALS (002) | | | | | | |
| OBJECT | 2008-09 | 2009-10 | 2010-11 | 2011-12 | 2011-12 | 2011-12 |
| | ACTUAL | ACTUAL | BUDGET | PROPOSED | APPROVED | ADOPTED |
| | | | | BUDGET | BUDGET | BUDGET |
| <u>EXPENDITURES</u> | | | | | | |
| PERSONAL SERVICES | | | | | | |
| SALARIES | | | | | | |
| 90401 | TEMPORARY EMPLOYEES | - | - | 2,000 | 2,000 | 2,000 |
| | TOTAL SALARIES | - | - | 2,000 | 2,000 | 2,000 |
| BENEFITS & BURDENS | | | | | | |
| 90801 | FICA | - | - | 153 | 153 | 153 |
| 90808 | WORKER'S COMPENSATION | - | - | 28 | 48 | 48 |
| 90809 | UNEMPLOYMENT | - | - | - | 40 | 40 |
| | TOTAL BENEFITS & BURDENS | - | - | 181 | 241 | 241 |
| | TOTAL PERSONAL SERVICES | - | - | 2,181 | 2,241 | 2,241 |
| MATERIALS & SERVICES | | | | | | |
| 91101 | TRAVEL REIMBURSEMENT | 619 | 440 | 1,000 | 1,000 | 1,000 |
| 91201 | MEALS & LODGING | 205 | 70 | 200 | 200 | 200 |
| 91204 | VOLUNTEER EXPENSES | 1,150 | 1,750 | 1,500 | 1,750 | 1,750 |
| 91401 | TELEPHONE | 254 | 211 | 250 | 250 | 250 |
| 91501 | POSTAGE | 119 | 116 | 150 | 150 | 150 |
| 91601 | PRINTING & PUBLICATIONS | 350 | 330 | 350 | 350 | 350 |
| 94101 | OFFICE SUPPLIES | 353 | 75 | 300 | 300 | 300 |
| | TOTAL MATERIALS & SERVICES | 3,050 | 2,992 | 3,750 | 4,000 | 4,000 |
| | TOTAL EXPENDITURES | 3,050 | 2,992 | 5,931 | 6,241 | 6,241 |

LINCOLN COUNTY, OREGON

GENERAL FUND (101)

DEPARTMENT: PLANNING & DEVELOPMENT (003)

A GENERAL GOVERNMENT PROGRAM

OBJECTIVE: Administration of land use planning, building inspection, on-site sewage disposal and related land development regulatory programs in conformance with state mandates and local requirements. Serve as a “one stop” permit center for land development activities.

WORK PLAN SUMMARY:

Planning Division: Administer, maintain and update comprehensive plan, zoning code and maps. Administer coastal zone management and federal flood insurance floodplain management programs. Review land use and related permit applications for consistency with applicable plans and codes, including coastal zone and flood hazard area regulations. Provide staff support for the Lincoln County Planning Commission and for land use proceedings before the Board of Commissioners. Provide contract-planning services to the city of Siletz and the city of Toledo. Provide enforcement of land use regulations.

Building Division: Administer building, plumbing, and electrical permit and inspection program in accordance with state mandated building and construction codes. Provide plan review, field inspection and enforcement of building codes. Provide contract services to the cities of Depoe Bay, Siletz, Waldport, Toledo and Yachats.

On-Site Waste Division: Administer on-site sewage disposal regulations in accordance with contractual agreement with the Oregon Department of Environmental Quality. Provide site evaluations, construction permit review, existing system review, and enforcement of regulations and codes.

REVENUE AND EXPENDITURE SUMMARY

| | <u>Actual</u> <u>2008-09</u> | <u>Actual</u> <u>2009-10</u> | <u>Budgeted</u> <u>2010-11</u> | <u>Proposed</u> <u>2011-12</u> | <u>Approved</u> <u>2011-12</u> | <u>Adopted</u> <u>2011-12</u> |
|---------------------------------|---------------------------------|---------------------------------|-----------------------------------|-----------------------------------|-----------------------------------|----------------------------------|
| Total Revenues | 704,001 | 570,233 | 668,700 | 719,800 | 719,800 | 719,800 |
| Personal Services | 1,085,276 | 1,018,071 | 904,019 | 982,315 | 982,315 | 982,315 |
| Materials & Services | 129,214 | 87,832 | 98,000 | 79,000 | 79,000 | 79,000 |
| Total Expenditures | 1,214,490 | 1,105,903 | 1,002,019 | 1,061,315 | 1,061,315 | 1,061,315 |
| Full-Time Positions | 15.00 | 13.60 | 10.00 | 10.75 | 10.75 | 10.75 |

EFFECTIVENESS INDICATORS: 1) Timeliness of service; 2) Quality and accuracy of completed work products (e.g. zoning staff reports, soils reports, plan reviews, etc.); 3) Consistency of decisions; 4) Compliance audit ratings from state and federal oversight agencies; 5) Numbers of legal and procedural errors.

INTERRELATIONSHIPS: The department interacts and coordinates its activities with an extensive array of local, state and federal entities. Primary county departments include the Road Department, Geographic Information Systems (GIS), Health & Human Services, Addressing and Mapping, Surveyor's Office, Assessor's Office, County Counsel and the Board of Commissioners.

LINCOLN COUNTY, OREGON
ANNUAL BUDGET
FY 2011-12

| | | GENERAL FUND (101) PLANNING & DEVELOPMENT (003) | | | | | |
|--------------------------|-----------------------------|--|-------------------|-------------------|-------------------------------|-------------------------------|------------------------------|
| OBJECT | # FTE | 2008-09 ACTUAL | 2009-10 ACTUAL | 2010-11 BUDGET | 2011-12 PROPOSED BUDGET | 2011-12 APPROVED BUDGET | 2011-12 ADOPTED BUDGET |
| <u>REVENUE</u> | | | | | | | |
| 32755 | FEES | 64,754 | 61,593 | 60,000 | 63,000 | 63,000 | 63,000 |
| 32760 | BLDG PERMIT L.C. | 275,995 | 204,734 | 218,000 | 266,700 | 266,700 | 266,700 |
| 32762 | PLUMBING PERMITS | 83,987 | 61,342 | 57,000 | 61,950 | 61,950 | 61,950 |
| 32763 | ELECTRICAL PERMITS | 141,622 | 102,577 | 110,000 | 118,650 | 118,650 | 118,650 |
| 32765 | SEPTIC PERMITS | 136,245 | 136,192 | 130,000 | 144,900 | 144,900 | 144,900 |
| 33630 | SERVICE TO SILETZ | - | - | 1,000 | 1,000 | 1,000 | 1,000 |
| 33635 | SERVICE TO TOLEDO | - | - | 20,800 | 23,400 | 23,400 | 23,400 |
| 33640 | COASTAL ZONE MGMT GRANT | - | - | 30,000 | 30,000 | 30,000 | 30,000 |
| 36650 | REFUNDS & REIMBURSEMENTS | (416) | 748 | - | 750 | 750 | 750 |
| 36660 | SCHOOL DIST. ADMIN FEES | - | 1,430 | 2,800 | 9,450 | 9,450 | 9,450 |
| 36990 | ALL OTHER/MISCELLANEOUS | 1,814 | 1,617 | 39,100 | - | - | - |
| TOTAL REVENUE | | 704,001 | 570,233 | 668,700 | 719,800 | 719,800 | 719,800 |
| <u>EXPENDITURES</u> | | | | | | | |
| PERSONAL SERVICES | | | | | | | |
| SALARIES | | | | | | | |
| 90201 | 1.00 DIRECTOR | 78,183 | 67,668 | 83,265 | 86,426 | 86,426 | 86,426 |
| 90202 | - ENVIRONMENTAL MANAGER | 73,432 | 104,736 | 79,782 | - | - | - |
| 90203 | 1.00 BUILDING OFFICIAL | 73,432 | 71,176 | 79,782 | 83,819 | 83,819 | 83,819 |
| 90204 | 1.00 OFFICE MANAGER | 44,099 | 42,747 | 47,914 | 50,842 | 50,842 | 50,842 |
| 90304 | 3.00 PLANNERS | 82,888 | 80,351 | 157,251 | 163,153 | 163,153 | 163,153 |
| 90311 | 3.00 INSPECTORS/SANITARIANS | 231,341 | 205,285 | 122,969 | 193,779 | 193,779 | 193,779 |
| 90316 | 1.75 PERMIT SPECIALISTS | 148,704 | 101,044 | 43,747 | 71,928 | 71,928 | 71,928 |
| 90401 | TEMPORARY EMPLOYEES | 13,341 | 6,761 | - | - | - | - |
| 90501 | OVERTIME | 3,957 | 4,281 | 2,800 | 2,800 | 2,800 | 2,800 |
| 90504 | EXCHANGE TIME PAYOFF | - | 16,221 | - | - | - | - |
| 10.75 | TOTAL SALARIES | 749,377 | 700,270 | 617,510 | 652,747 | 652,747 | 652,747 |
| BENEFITS & BURDENS | | | | | | | |
| 90801 | FICA | 54,109 | 48,817 | 47,240 | 49,935 | 49,935 | 49,935 |
| 90802 | 401(K) RETIREMENT | 80,954 | 76,286 | 67,618 | 71,802 | 71,802 | 71,802 |
| 90804 | HEALTH INSURANCE | 155,491 | 151,960 | 131,635 | 159,057 | 159,057 | 159,057 |
| 90805 | DENTAL INSURANCE | 17,144 | 16,614 | 14,956 | 15,822 | 15,822 | 15,822 |
| 90806 | LIFE INSURANCE | 802 | 689 | 792 | 792 | 792 | 792 |
| 90807 | LTD INSURANCE | 1,962 | 1,737 | 1,551 | 1,551 | 1,551 | 1,551 |
| 90808 | WORKER'S COMPENSATION | 16,815 | 13,505 | 8,627 | 15,994 | 15,994 | 15,994 |
| 90809 | UNEMPLOYMENT | 6,882 | 6,867 | 12,350 | 13,055 | 13,055 | 13,055 |
| 90810 | PEHP | 1,740 | 1,326 | 1,740 | 1,560 | 1,560 | 1,560 |
| TOTAL BENEFITS & BURDENS | | 335,899 | 317,801 | 286,509 | 329,568 | 329,568 | 329,568 |
| TOTAL PERSONAL SERVICES | | 1,085,276 | 1,018,071 | 904,019 | 982,315 | 982,315 | 982,315 |

LINCOLN COUNTY, OREGON
ANNUAL BUDGET
FY 2011-12

| | | GENERAL FUND (101) PLANNING & DEVELOPMENT (003) | | | | | |
|----------------------------|--------------------------|--|-------------------|-------------------|-------------------------------|-------------------------------|------------------------------|
| OBJECT | # FTE | 2008-09 ACTUAL | 2009-10 ACTUAL | 2010-11 BUDGET | 2011-12 PROPOSED BUDGET | 2011-12 APPROVED BUDGET | 2011-12 ADOPTED BUDGET |
| MATERIALS & SERVICES | | | | | | | |
| 91101 | TRAVEL REIMBURSEMENT | 3,555 | 2,020 | 3,000 | 3,000 | 3,000 | 3,000 |
| 91102 | MOTOR POOL | 54,785 | 47,044 | 45,100 | 32,500 | 32,500 | 32,500 |
| 91201 | MEALS & LODGING | 1,177 | 1,508 | 2,500 | 2,500 | 2,500 | 2,500 |
| 91401 | TELEPHONE | 7,423 | 6,408 | 6,200 | 6,500 | 6,500 | 6,500 |
| 91501 | POSTAGE | 3,741 | 3,285 | 3,200 | 3,500 | 3,500 | 3,500 |
| 91601 | PRINTING & PUBLICATIONS | 661 | 2,214 | 1,500 | 1,500 | 1,500 | 1,500 |
| 92101 | EQUIPMENT REPAIR | - | - | 500 | 500 | 500 | 500 |
| 92801 | PROFESSIONAL SERVICES | 9 | 3 | 200 | 200 | 200 | 200 |
| 92802 | PROFESSIONAL CONFERENCE | 1,144 | 205 | 1,400 | 1,400 | 1,400 | 1,400 |
| 92901 | MEMBERSHIP FEES & DUES | 2,143 | 1,410 | 2,500 | 2,500 | 2,500 | 2,500 |
| 93301 | MAINTENANCE AGREEMENTS | 2,672 | 3,148 | 3,500 | 3,500 | 3,500 | 3,500 |
| 93901 | CONTRACTUAL SERVICES | 14,353 | 7,594 | 10,400 | 10,400 | 10,400 | 10,400 |
| 94101 | OFFICE SUPPLIES | 26,044 | 6,339 | 7,500 | 2,000 | 2,000 | 2,000 |
| 94102 | FURNITURE & EQUIP. UNDER | 1,357 | 1,717 | 1,000 | 500 | 500 | 500 |
| 94201 | PRINT SHOP | 7,306 | 2,942 | 4,000 | 4,000 | 4,000 | 4,000 |
| 95201 | EDUCATION & LIBRARY | 917 | 697 | 2,000 | 1,500 | 1,500 | 1,500 |
| 95202 | CONTINUING EDUCATION | 1,084 | 950 | 2,500 | 2,500 | 2,500 | 2,500 |
| 95901 | OTHER SUPPLIES | 843 | 349 | 1,000 | 500 | 500 | 500 |
| TOTAL MATERIALS & SERVICES | | 129,214 | 87,833 | 98,000 | 79,000 | 79,000 | 79,000 |
| TOTAL EXPENDITURES | | 1,214,490 | 1,105,904 | 1,002,019 | 1,061,315 | 1,061,315 | 1,061,315 |

LINCOLN COUNTY, OREGON

GENERAL FUND (101)

DEPARTMENT: GEOGRAPHIC INFORMATION SYSTEM (005)

A GENERAL GOVERNMENT PROGRAM

OBJECTIVE: Improve the quality and availability of land information for County staff, policy makers and the public utilizing the Geographic Information System (GIS) database.

WORK PLAN SUMMARY: Create a land information system where users have appropriate access using simple tools to query, view, create, and maintain land information. Work will involve the installation and refinement of computer GIS database with information on land use activities, property tax assessment information and other related information on infrastructure underneath, as well as on top of, the ground. This includes, but is not limited to, utilities, structures, and other improvements.

REVENUE AND EXPENDITURE SUMMARY

| | <u>Actual</u> <u>2008-09</u> | <u>Actual</u> <u>2009-10</u> | <u>Budgeted</u> <u>2010-11</u> | <u>Proposed</u> <u>2011-12</u> | <u>Approved</u> <u>2011-12</u> | <u>Adopted</u> <u>2011-12</u> |
|----------------------|---------------------------------|---------------------------------|-----------------------------------|-----------------------------------|-----------------------------------|----------------------------------|
| Total Revenues | 27,080 | 112,615 | 109,000 | 109,000 | 109,000 | 109,000 |
| Personal Services | 71,851 | 71,060 | 79,201 | 84,620 | 84,620 | 84,620 |
| Materials & Services | 66,985 | 35,497 | 45,200 | 45,200 | 45,200 | 45,200 |
| Total Expenditures | 138,836 | 106,557 | 124,401 | 129,820 | 129,820 | 129,820 |
| Full-Time Positions | 1.00 | 1.00 | 1.00 | 1.00 | 1.00 | 1.00 |

EFFECTIVENESS INDICATORS: Decrease time and cost required to maintain and retrieve land information.

INTERRELATIONSHIPS: All County departments, city governments, utilities, the Confederated Tribes of Siletz Indians, the neighboring County governments, state and federal agencies.

BUDGET NOTE: This program was made a part of the Information Technology Department in a 2006 reorganization.

LINCOLN COUNTY, OREGON
ANNUAL BUDGET
FY 2011-12

| | | GENERAL FUND (101) GEOGRAPHIC INFORMATION SYSTEM (GIS) PROJECT (005) | | | | | |
|----------------------------|--------------------------|---|-------------------|-------------------|-------------------------------|-------------------------------|------------------------------|
| OBJECT | # FTE | 2008-09 ACTUAL | 2009-10 ACTUAL | 2010-11 BUDGET | 2011-12 PROPOSED BUDGET | 2011-12 APPROVED BUDGET | 2011-12 ADOPTED BUDGET |
| <u>REVENUE</u> | | | | | | | |
| 32222 | 911 MAPPING/STATE | 23,080 | 34,036 | 24,000 | 24,000 | 24,000 | 24,000 |
| 33110 | ORMAP STATE GRANT | 4,000 | 1,000 | - | - | - | - |
| 34156 | GIS FEES | - | 77,579 | 85,000 | 85,000 | 85,000 | 85,000 |
| TOTAL REVENUE | | 27,080 | 112,615 | 109,000 | 109,000 | 109,000 | 109,000 |
| <u>EXPENDITURES</u> | | | | | | | |
| PERSONAL SERVICES | | | | | | | |
| SALARIES | | | | | | | |
| 90205 | 1.00 GIS ANALYST | 47,624 | 46,165 | 51,747 | 54,366 | 54,366 | 54,366 |
| TOTAL SALARIES | | 47,624 | 46,165 | 51,747 | 54,366 | 54,366 | 54,366 |
| BENEFITS & BURDENS | | | | | | | |
| 90801 | FICA | 3,538 | 3,360 | 3,959 | 4,159 | 4,159 | 4,159 |
| 90802 | 401(K) RETIREMENT | 5,239 | 5,078 | 5,692 | 5,980 | 5,980 | 5,980 |
| 90804 | HEALTH INSURANCE | 11,169 | 12,289 | 13,163 | 14,796 | 14,796 | 14,796 |
| 90805 | DENTAL INSURANCE | 1,231 | 1,343 | 1,374 | 1,512 | 1,512 | 1,512 |
| 90806 | LIFE INSURANCE | 58 | 56 | 72 | 72 | 72 | 72 |
| 90807 | LTD INSURANCE | 141 | 141 | 141 | 141 | 141 | 141 |
| 90808 | WORKER'S COMPENSATION | 2,192 | 1,970 | 1,838 | 2,327 | 2,327 | 2,327 |
| 90809 | UNEMPLOYMENT | 479 | 478 | 1,035 | 1,087 | 1,087 | 1,087 |
| 90810 | PEHP | 180 | 180 | 180 | 180 | 180 | 180 |
| TOTAL BENEFITS & BURDENS | | 24,227 | 24,895 | 27,454 | 30,254 | 30,254 | 30,254 |
| TOTAL PERSONAL SERVICES | | 71,851 | 71,060 | 79,201 | 84,620 | 84,620 | 84,620 |
| MATERIALS & SERVICES | | | | | | | |
| 91101 | TRAVEL REIMBURSEMENT | 3,167 | 447 | 900 | 900 | 900 | 900 |
| 91201 | MEALS & LODGING | 2,181 | 1,185 | 1,400 | 1,400 | 1,400 | 1,400 |
| 91501 | POSTAGE | 22 | 14 | 100 | 100 | 100 | 100 |
| 91601 | PRINTING & PUBLICATIONS | 242 | 210 | 200 | 200 | 200 | 200 |
| 92801 | PROFESSIONAL SERVICE | 46,433 | 23,531 | 30,000 | 30,000 | 30,000 | 30,000 |
| 92802 | PROFESSIONAL CONFERENCE | 1,305 | 2,196 | 1,800 | 1,800 | 1,800 | 1,800 |
| 92901 | MEMBERSHIP FEES & DUES | 1,754 | 561 | 800 | 800 | 800 | 800 |
| 93301 | MAINTENANCE AGREEMENTS | 992 | 4,545 | 5,000 | 5,000 | 5,000 | 5,000 |
| 93901 | CONTRACTUAL SERVICES | 377 | 1,500 | - | - | - | - |
| 94101 | OFFICE SUPPLIES | 1,271 | 810 | 700 | 700 | 700 | 700 |
| 94102 | FURNITURE & EQUIP. UNDER | 6,033 | - | 2,000 | 2,000 | 2,000 | 2,000 |
| 94105 | OFFICE SOFTWARE | 3,208 | 319 | 2,000 | 2,000 | 2,000 | 2,000 |
| 95201 | EDUCATION & LIBRARY | - | 178 | 300 | 300 | 300 | 300 |
| TOTAL MATERIALS & SERVICES | | 66,985 | 35,496 | 45,200 | 45,200 | 45,200 | 45,200 |
| TOTAL EXPENDITURES | | 138,836 | 106,556 | 124,401 | 129,820 | 129,820 | 129,820 |

LINCOLN COUNTY, OREGON

GENERAL FUND (101)

DEPARTMENT: CENTRAL ADMINISTRATION (010)

A GENERAL GOVERNMENT PROGRAM

OBJECTIVE: Representation of the Board of Commissioners, other elected officials, department heads, and the County in all civil legal matters and proceedings; representation of associated agencies and governing bodies. Board support.

WORK PLAN SUMMARY: Day-to-day legal representation of the County, its officers and employees, in courts, administrative, and legislative proceedings. The long-range work plan focuses on outreach and education, program and service assistance, continued insurance, self-insurance, and risk management efficiencies, code and policy development, interagency coordination and service provision, and increased work from demands. The automation of operations continues to be expanded where appropriate.

REVENUE AND EXPENDITURE SUMMARY

| | <u>Actual</u> <u>2008-09</u> | <u>Actual</u> <u>2009-10</u> | <u>Budgeted</u> <u>2010-11</u> | <u>Proposed</u> <u>2011-12</u> | <u>Approved</u> <u>2011-12</u> | <u>Adopted</u> <u>2011-12</u> |
|----------------------|---------------------------------|---------------------------------|-----------------------------------|-----------------------------------|-----------------------------------|----------------------------------|
| Total Revenues | 100,369 | 100,880 | 101,650 | 102,900 | 102,900 | 102,900 |
| Personal Services | 548,927 | 464,731 | 480,614 | 502,762 | 502,762 | 507,262 |
| Materials & Services | 77,234 | 53,972 | 54,900 | 46,935 | 46,935 | 51,435 |
| Total Expenditures | 626,161 | 518,703 | 535,514 | 549,697 | 549,697 | 558,697 |
| Full-Time Positions | 6.00 | 5.50 | 5.00 | 5.00 | 5.00 | 5.00 |

EFFECTIVENESS INDICATORS: Timely completion of department requests and long-term projects. Reduced claims, and appeals of administrative decisions. Increased outreach and education.

INTERRELATIONSHIPS: Public bodies in general, and counties, cities and special districts in particular, are subject to a large number of legal and legislative mandates and regulations. Legal Counsel therefore works closely with all county departments, but especially with the Board of Commissioners, Elected Officials' offices, Human & Health Services, Finance and Accounting, Sheriff's Office, the Personnel Department and Public Works. Interagency groups and entities, including special service districts (extension, solid waste, and transit), LinComm (9-1-1), LINT (Lincoln County Interagency Narcotics Team) and the Solid Waste Consortium all are provided representation by Legal Counsel

LINCOLN COUNTY, OREGON
ANNUAL BUDGET
FY 2011-12

| | | GENERAL FUND (101) CENTRAL ADMINISTRATION (010) | | | | | |
|--------------------------|---------------------------|--|-------------------|-------------------|-------------------------------|-------------------------------|------------------------------|
| OBJECT | # FTE | 2008-09 ACTUAL | 2009-10 ACTUAL | 2010-11 BUDGET | 2011-12 PROPOSED BUDGET | 2011-12 APPROVED BUDGET | 2011-12 ADOPTED BUDGET |
| <u>REVENUE</u> | | | | | | | |
| 33310 | CONF. TRIBE OF SILETZ AGR | 89,303 | 91,000 | 91,850 | 93,000 | 93,000 | 93,000 |
| 34120 | LEGAL FEES | 4,685 | 4,060 | 3,500 | 4,100 | 4,100 | 4,100 |
| 36990 | ALL OTHER MISCELLANEOUS | 6,381 | 5,820 | 6,300 | 5,800 | 5,800 | 5,800 |
| TOTAL REVENUE | | 100,369 | 100,880 | 101,650 | 102,900 | 102,900 | 102,900 |
| <u>EXPENDITURES</u> | | | | | | | |
| PERSONAL SERVICES | | | | | | | |
| SALARIES | | | | | | | |
| 90201 | 2.00 LEGAL COUNSEL | 191,716 | 157,105 | 177,531 | 179,732 | 179,732 | 179,732 |
| 90204 | 3.00 SUPPORT STAFF | 196,437 | 164,625 | 157,144 | 163,603 | 163,603 | 163,603 |
| 5.00 TOTAL SALARIES | | 388,153 | 321,730 | 334,675 | 343,335 | 343,335 | 343,335 |
| BENEFITS & BURDENS | | | | | | | |
| 90801 | FICA | 28,507 | 23,476 | 25,603 | 26,265 | 26,265 | 26,265 |
| 90802 | 401(K) RETIREMENT | 42,698 | 35,390 | 36,814 | 37,767 | 37,767 | 37,767 |
| 90804 | HEALTH INSURANCE | 70,307 | 66,913 | 65,817 | 73,980 | 73,980 | 73,980 |
| 90805 | DENTAL INSURANCE | 7,755 | 7,315 | 6,869 | 7,560 | 7,560 | 7,560 |
| 90806 | LIFE INSURANCE | 363 | 304 | 432 | 360 | 360 | 360 |
| 90807 | LTD INSURANCE | 888 | 765 | 846 | 705 | 705 | 705 |
| 90808 | WORKER'S COMPENSATION | 4,519 | 3,369 | 764 | 4,003 | 4,003 | 4,003 |
| 90809 | UNEMPLOYMENT | 3,592 | 3,470 | 6,694 | 6,867 | 6,867 | 6,867 |
| 90810 | PEHP | 2,145 | 1,999 | 2,100 | 1,920 | 1,920 | 1,920 |
| TOTAL BENEFITS & BURDENS | | 160,774 | 143,001 | 145,939 | 159,427 | 159,427 | 159,427 |
| TOTAL PERSONAL SERVICES | | 548,927 | 464,731 | 480,614 | 502,762 | 502,762 | 502,762 |
| MATERIALS & SERVICES | | | | | | | |
| 91101 | TRAVEL REIMBURSEMENT | 6,040 | 1,836 | 2,250 | 2,150 | 2,150 | 2,150 |
| 91201 | MEALS & LODGING | 3,133 | 2,149 | 5,000 | 3,500 | 3,500 | 3,500 |
| 91401 | TELEPHONE | 6,086 | 6,266 | 6,000 | 6,000 | 6,000 | 6,000 |
| 91501 | POSTAGE | 2,110 | 1,212 | 2,000 | 1,500 | 1,500 | 1,500 |
| 91601 | PRINTING & PUBLICATIONS | 11,255 | 5,436 | 1,750 | 1,150 | 1,150 | 1,150 |
| 92101 | EQUIPMENT REPAIR | - | - | 250 | - | - | - |
| 92801 | PROFESSIONAL SERVICES | 25 | - | - | - | - | - |
| 92802 | PROFESSIONAL CONFERENCE | 2,245 | 2,056 | 1,600 | 1,600 | 1,600 | 1,600 |
| 92901 | MEMBERSHIP FEES & DUES | 2,570 | 2,680 | 2,500 | 2,500 | 2,500 | 2,500 |
| 93301 | MAINTENANCE AGREEMENTS | 3,234 | 4,385 | 3,750 | 4,385 | 4,385 | 4,385 |
| 93901 | CONTRACTUAL SERVICES | 26,091 | 18,826 | 20,000 | 16,000 | 16,000 | 20,500 |

LINCOLN COUNTY, OREGON
ANNUAL BUDGET
FY 2011-12

| | | GENERAL FUND (101) CENTRAL ADMINISTRATION (010) | | | | | |
|--------|----------------------------|--|---------|---------|-----------------|-----------------|----------------|
| OBJECT | # FTE | 2008-09 | 2009-10 | 2010-11 | 2011-12 | 2011-12 | 2011-12 |
| | | ACTUAL | ACTUAL | BUDGET | PROPOSED BUDGET | APPROVED BUDGET | ADOPTED BUDGET |
| 94101 | OFFICE SUPPLIES | 3,407 | 2,490 | 2,500 | 2,200 | 2,200 | 2,200 |
| 94102 | FURNITURE & EQUIP. UNDER | 4,176 | 1,029 | 500 | 150 | 150 | 150 |
| 94103 | OPERATING SUPPLIES | 1,729 | 1,515 | 2,000 | 1,500 | 1,500 | 1,500 |
| 94201 | PRINT SHOP | 1,970 | 1,552 | 1,500 | 1,000 | 1,000 | 1,000 |
| 95201 | EDUCATION & LIBRARY | 2,547 | 2,538 | 3,000 | 3,000 | 3,000 | 3,000 |
| 95202 | CONTINUING EDUCATION | 616 | - | 300 | 300 | 300 | 300 |
| | TOTAL MATERIALS & SERVICES | 77,234 | 53,970 | 54,900 | 46,935 | 46,935 | 51,435 |
| | TOTAL EXPENDITURES | 626,161 | 518,701 | 535,514 | 549,697 | 549,697 | 554,197 |

LINCOLN COUNTY, OREGON

GENERAL FUND (101)

DEPARTMENT: FINANCE (013)

A GENERAL GOVERNMENT PROGRAM

OBJECTIVE: Provide accurate, timely and useful reports for all levels of county management, citizens, investors, and other units of local and state government. Provide financial and accounting assistance to departments. Provide staff support to assist the Board of Commissioners in meeting the requirements of Oregon Budget Law. Analyze and report on management and fiscal issues, and monitor the spending of appropriations.

WORK PLAN SUMMARY: Produce and distribute monthly reports and annual financial reports in accordance with Commission direction. Disburse funds; issue payroll checks; provide purchasing; and prepare, schedule, and coordinate adoption of the budget.

REVENUE AND EXPENDITURE SUMMARY

| | Actual <u>2008-09</u> | Actual <u>2009-10</u> | Budgeted <u>2010-11</u> | Proposed <u>2011-12</u> | Approved <u>2011-12</u> | Adopted <u>2011-12</u> |
|----------------------|--------------------------|--------------------------|----------------------------|----------------------------|----------------------------|---------------------------|
| Total Revenues | 1,680,370 | 1,560,313 | 1,594,580 | 1,032,000 | 1,032,000 | 1,032,000 |
| Personal Services | 423,707 | 315,337 | 370,872 | 397,858 | 397,858 | 397,858 |
| Materials & Services | 65,881 | 29,584 | 18,650 | 16,525 | 16,525 | 16,525 |
| Capital Outlay | 0 | 0 | 0 | 0 | 0 | 0 |
| Total Expenditures | 489,588 | 344,921 | 389,522 | 414,383 | 414,383 | 414,383 |
| Full-Time Positions | 5.00 | 5.00 | 4.00 | 4.00 | 4.00 | 4.00 |

EFFECTIVENESS INDICATORS: Plan budget process that allows adequate time for decision making while meeting all statutory deadlines and requirements. Timely recognition of fiscal problems. Provide responsible financial assistance and advice to the Board of Commissioners and county departments. Accurate and timely disbursements made for accounts payable and payroll. Accurate and timely reports filed with governmental agencies and credit rating organizations.

INTERRELATIONSHIPS: This department interacts with all other departments of the county providing services. It interacts with other governmental agencies on a local, regional, and national basis, providing general and financial data about Lincoln County.

LINCOLN COUNTY, OREGON
ANNUAL BUDGET
FY 2011-12

| | | GENERAL FUND (101) FINANCE & ACCOUNTING (013) | | | | | |
|--------------------------|---------------------------------|--|-------------------|-------------------|-------------------------------|-------------------------------|------------------------------|
| OBJECT | # FTE | 2008-09 ACTUAL | 2009-10 ACTUAL | 2010-11 BUDGET | 2011-12 PROPOSED BUDGET | 2011-12 APPROVED BUDGET | 2011-12 ADOPTED BUDGET |
| <u>REVENUE</u> | | | | | | | |
| 33110 | ALCOHOLIC BEVERAGE & LIC | 199,623 | 176,194 | 187,000 | - | - | - |
| 33115 | AMUSEMENT DEVICE TAX | 17,402 | 11,075 | 10,000 | - | - | - |
| 33120 | CIGARETTE TAX | 49,022 | 45,699 | 51,000 | - | - | - |
| 33320 | INDIRECT COST ALLOCATION | 572,211 | 613,285 | 675,000 | 650,000 | 650,000 | 650,000 |
| 33510 | STATE FORESTRY SALES | 372,666 | 379,092 | 346,560 | 244,000 | 244,000 | 244,000 |
| 33610 | O & C LAND GRANT | 319,719 | 287,747 | 259,020 | 112,000 | 112,000 | 112,000 |
| 34711 | BILLINGS TO OTHER FUNDS/ | 4,946 | 5,104 | 6,000 | - | - | - |
| 36650 | REFUNDS & REIMBURSEMENTS | 119,935 | 15,447 | 60,000 | 1,000 | 1,000 | 1,000 |
| 36990 | ALL OTHER/MISCELLANEOUS | 24,846 | 26,668 | - | 25,000 | 25,000 | 25,000 |
| TOTAL REVENUE | | 1,680,370 | 1,560,311 | 1,594,580 | 1,032,000 | 1,032,000 | 1,032,000 |
| <u>EXPENDITURES</u> | | | | | | | |
| PERSONAL SERVICES | | | | | | | |
| SALARIES | | | | | | | |
| 90201 | 1.00 DIRECTOR | 80,993 | 61,965 | 82,078 | 87,576 | 87,576 | 87,576 |
| 90202 | - CONTROLLER | 66,317 | 118 | - | - | - | - |
| 90203 | 1.00 ASSISTANT FINANCE DIRECTOR | 61,488 | 66,907 | 74,975 | 78,769 | 78,769 | 78,769 |
| 90204 | 1.00 ACCOUNTING ANALYST | 45,953 | 44,543 | 49,933 | 52,460 | 52,460 | 52,460 |
| 90205 | 1.00 ACCOUNTING SPECIALIST | 45,592 | 44,195 | 49,540 | 52,047 | 52,047 | 52,047 |
| 4.00 | TOTAL SALARIES | 300,343 | 217,728 | 256,526 | 270,852 | 270,852 | 270,852 |
| BENEFITS & BURDENS | | | | | | | |
| 90801 | FICA | 20,887 | 15,563 | 19,624 | 20,720 | 20,720 | 20,720 |
| 90802 | 401(K) RETIREMENT | 33,038 | 23,985 | 28,218 | 29,794 | 29,794 | 29,794 |
| 90804 | HEALTH INSURANCE | 54,048 | 45,562 | 52,654 | 59,184 | 59,184 | 59,184 |
| 90805 | DENTAL INSURANCE | 5,970 | 5,057 | 5,495 | 6,048 | 6,048 | 6,048 |
| 90806 | LIFE INSURANCE | 283 | 237 | 288 | 288 | 288 | 288 |
| 90807 | LTD INSURANCE | 693 | 502 | 564 | 564 | 564 | 564 |
| 90808 | WORKER'S COMPENSATION | 3,602 | 2,471 | 632 | 3,251 | 3,251 | 3,251 |
| 90809 | UNEMPLOYMENT | 2,931 | 2,368 | 5,131 | 5,417 | 5,417 | 5,417 |
| 90810 | PEHP | 1,912 | 1,548 | 1,740 | 1,740 | 1,740 | 1,740 |
| TOTAL BENEFITS & BURDENS | | 123,364 | 97,293 | 114,346 | 127,006 | 127,006 | 127,006 |
| TOTAL PERSONAL SERVICES | | 423,707 | 315,021 | 370,872 | 397,858 | 397,858 | 397,858 |
| MATERIALS & SERVICES | | | | | | | |
| 91101 | TRAVEL REIMBURSEMENT | 1,830 | 837 | 1,000 | 750 | 750 | 750 |
| 91201 | MEALS & LODGING | 2,749 | 2,140 | 400 | 1,000 | 1,000 | 1,000 |
| 91401 | TELEPHONE | 2,712 | 2,133 | 1,900 | 1,900 | 1,900 | 1,900 |
| 91501 | POSTAGE | 4,292 | 3,810 | 3,500 | 3,000 | 3,000 | 3,000 |
| 91601 | PRINTING & PUBLICATIONS | 4,275 | 374 | 350 | 350 | 350 | 350 |
| 92802 | PROFESSIONAL CONFERENCE | 2,750 | 420 | 600 | 600 | 600 | 600 |
| 92803 | PROFESSIONAL SERVICES | - | 5,560 | - | - | - | - |

LINCOLN COUNTY, OREGON
ANNUAL BUDGET
FY 2011-12

| | | GENERAL FUND (101) FINANCE & ACCOUNTING (013) | | | | | |
|--------|----------------------------|--|---------|---------|-----------------|-----------------|----------------|
| OBJECT | # FTE | 2008-09 | 2009-10 | 2010-11 | 2011-12 | 2011-12 | 2011-12 |
| | | ACTUAL | ACTUAL | BUDGET | PROPOSED BUDGET | APPROVED BUDGET | ADOPTED BUDGET |
| 92901 | MEMBERSHIP FEES & DUES | 1,128 | 330 | 1,000 | 425 | 425 | 425 |
| 93301 | MAINTENANCE AGREEMENTS | 5,770 | 7,436 | 4,500 | 4,000 | 4,000 | 4,000 |
| 93901 | CONTRACTUAL SERVICES | 4,116 | - | - | - | - | - |
| 94101 | OFFICE SUPPLIES | 4,027 | 2,690 | 2,000 | 2,000 | 2,000 | 2,000 |
| 94102 | FURNITURE & EQUIP. UNDER | 1,839 | - | - | - | - | - |
| 94103 | OPERATING SUPPLIES | - | 539 | 100 | 200 | 200 | 200 |
| 94201 | PRINT SHOP | 3,831 | 3,271 | 2,500 | 2,000 | 2,000 | 2,000 |
| 94210 | QUARTERLY TAX BALANCING | 25,504 | (299) | - | - | - | - |
| 95201 | EDUCATION & LIBRARY | 35 | - | - | - | - | - |
| 95202 | CONTINUING EDUCATION | 527 | 195 | 500 | - | - | - |
| 95901 | OTHER SUPPLIES | 496 | 149 | 300 | 300 | 300 | 300 |
| | TOTAL MATERIALS & SERVICES | 65,881 | 29,585 | 18,650 | 16,525 | 16,525 | 16,525 |
| | TOTAL EXPENDITURES | 489,588 | 344,606 | 389,522 | 414,383 | 414,383 | 414,383 |

LINCOLN COUNTY, OREGON

GENERAL FUND (101)

DEPARTMENT: ASSESSOR (020)

A GENERAL GOVERNMENT PROGRAM

ORGANIZATION: The County Assessor fills a non-partisan position elected by the voters of Lincoln County. The Assessor manages three main sections within the assessment function: cartography, appraisal, and operations. This budget is prepared by the Assessor and approved by the Lincoln County budget committee. The budget and compliance plans for all A & T functions are then certified to the Oregon Department of Revenue by the Board of Commissioners for final grant approval.

SERVICE OBJECTIVES SUMMARY: The Assessor's Office will provide an assessment roll reflecting assessed values of all taxable real and personal property in Lincoln County, calculate tax rates, extend taxes levied by taxing districts and provide related public service and information, as mandated by Oregon statutes.

The office will maintain an appraisal program; maintain cadastral maps and ownership records for all properties; track, value and title manufactured structures; administer numerous exemption and deferral programs; process all Taxing and Special Assessment District budget documents; and perform related computer data processing functions.

WORK PLAN SUMMARY: Train and educate staff as required by ORS 308.010. Continue to operate a limited appraisal program including a sales ratio trending program and appraise new construction. Provide public service and information regarding appraisals, mapping, and assessment roll. Implement tax limitation programs as required and reorganize functions to operate with minimal staff.

REVENUE AND EXPENDITURE SUMMARY

| | <u>Actual</u> <u>2008-09</u> | <u>Actual</u> <u>2009-10</u> | <u>Budgeted</u> <u>2010-11</u> | <u>Proposed</u> <u>2011-12</u> | <u>Approved</u> <u>2011-12</u> | <u>Adopted</u> <u>2011-12</u> |
|----------------------|---------------------------------|---------------------------------|-----------------------------------|-----------------------------------|-----------------------------------|----------------------------------|
| Total Revenues | 619,715 | 578,436 | 520,466 | 537,525 | 537,525 | 537,525 |
| Personal Services | 1,617,994 | 1,473,134 | 1,603,011 | 1,691,957 | 1,691,957 | 1,691,957 |
| Materials & Services | 82,451 | 85,110 | 119,470 | 115,550 | 115,550 | 115,550 |
| Total Expenditures | 1,700,445 | 1,558,244 | 1,722,481 | 1,807,507 | 1,807,507 | 1,807,507 |
| Full-Time Positions | 22.00 | 21.00 | 20.00 | 20.00 | 20.00 | 20.00 |

EFFECTIVENESS INDICATORS: Complete trending and appraisal of new construction in a timely manner. Timely mailing of tax statements and value notices. Accurate and timely updates of maps and assessment roll information. Perform limited reappraisal activities.

INTERRELATIONSHIPS: County departments and agencies; city and federal agencies relating to property tax assessment; Oregon Department of Revenue; realtors, fee appraisers, title companies, Board of Property Tax Appeals (BOPTA); Tax Courts; and, the public.

LINCOLN COUNTY, OREGON
ANNUAL BUDGET
FY 2011-12

| | | GENERAL FUND (101) ASSESSOR (020) | | | | | |
|--------------------------|-----------------------------|--------------------------------------|-------------------|-------------------|-------------------------------|-------------------------------|------------------------------|
| OBJECT | # FTE | 2008-09 ACTUAL | 2009-10 ACTUAL | 2010-11 BUDGET | 2011-12 PROPOSED BUDGET | 2011-12 APPROVED BUDGET | 2011-12 ADOPTED BUDGET |
| <u>REVENUE</u> | | | | | | | |
| 32110 | FILING & SERVICE FEES | 6,987 | 1,420 | 675 | 675 | 675 | 675 |
| 33105 | A&T GRANT(DOR) | 591,964 | 559,693 | 497,991 | 525,000 | 525,000 | 525,000 |
| 33106 | MSAG GRANT | - | - | 9,000 | - | - | - |
| 34110 | MAP & COPY SALES | 7,787 | 5,825 | 7,000 | 5,000 | 5,000 | 5,000 |
| 34111 | MANUFACTURED STRUCTURE T | 10,715 | 9,515 | - | 5,300 | 5,300 | 5,300 |
| 34112 | SALES OF COMPUTER REPORT | 2,182 | 1,288 | 4,500 | 1,500 | 1,500 | 1,500 |
| 34115 | FICHE SALES | - | - | 100 | - | - | - |
| 34610 | ADDRESSING BOOK SALES | - | - | 1,200 | - | - | - |
| 36650 | REFUNDS & REIMBURSEMENTS | 80 | 696 | - | 50 | 50 | 50 |
| TOTAL REVENUE | | 619,715 | 578,437 | 520,466 | 537,525 | 537,525 | 537,525 |
| <u>EXPENDITURES</u> | | | | | | | |
| PERSONAL SERVICES | | | | | | | |
| SALARIES | | | | | | | |
| 90101 | 1.00 ASSESSOR | 75,264 | 71,501 | 75,264 | 79,920 | 79,920 | 79,920 |
| 90202 | 1.00 CHIEF APPRAISER | 63,863 | 62,314 | 69,848 | 73,382 | 73,382 | 73,382 |
| 90204 | 1.00 CHIEF CARTOGRAPHER | 62,950 | 61,016 | 68,400 | 71,861 | 71,861 | 71,861 |
| 90205 | 1.00 CHIEF OFFICE DEPUTY | 74,295 | 72,010 | 78,371 | 79,939 | 79,939 | 79,939 |
| 90301 | 7.00 PROPERTY APPRAISERS | 385,783 | 376,188 | 442,466 | 466,635 | 466,635 | 466,635 |
| 90310 | 7.00 ASSESSMENT SPECIALISTS | 340,347 | 214,805 | 180,585 | 185,454 | 185,454 | 185,454 |
| 90311 | 2.00 CARTOGRAPHERS | 103,334 | 127,673 | 158,764 | 151,103 | 151,103 | 151,103 |
| 90501 | OVERTIME | - | - | 500 | 500 | 500 | 500 |
| 20.00 | TOTAL SALARIES | 1,105,836 | 985,507 | 1,074,198 | 1,108,794 | 1,108,794 | 1,108,794 |
| BENEFITS & BURDENS | | | | | | | |
| 90801 | FICA | 80,406 | 71,158 | 82,176 | 84,823 | 84,823 | 84,823 |
| 90802 | 401(K) RETIREMENT | 121,643 | 108,407 | 118,162 | 121,968 | 121,968 | 121,968 |
| 90804 | HEALTH INSURANCE | 245,873 | 248,647 | 263,270 | 295,920 | 295,920 | 295,920 |
| 90805 | DENTAL INSURANCE | 27,108 | 27,178 | 27,475 | 30,240 | 30,240 | 30,240 |
| 90806 | LIFE INSURANCE | 1,267 | 1,135 | 1,512 | 1,440 | 1,440 | 1,440 |
| 90807 | LTD INSURANCE | 3,102 | 2,842 | 2,820 | 2,820 | 2,820 | 2,820 |
| 90808 | WORKER'S COMPENSATION | 19,466 | 15,700 | 8,674 | 20,536 | 20,536 | 20,536 |
| 90809 | UNEMPLOYMENT | 10,053 | 9,322 | 21,484 | 22,176 | 22,176 | 22,176 |
| 90810 | PEHP | 3,240 | 3,240 | 3,240 | 3,240 | 3,240 | 3,240 |
| TOTAL BENEFITS & BURDENS | | 512,158 | 487,629 | 528,813 | 583,163 | 583,163 | 583,163 |
| TOTAL PERSONAL SERVICES | | 1,617,994 | 1,473,136 | 1,603,011 | 1,691,957 | 1,691,957 | 1,691,957 |
| MATERIALS & SERVICES | | | | | | | |
| 91101 | TRAVEL REIMBURSEMENT | 825 | 1,311 | 3,600 | 3,600 | 3,600 | 3,600 |
| 91102 | MOTOR POOL | 32,873 | 32,626 | 31,700 | 30,300 | 30,300 | 30,300 |
| 91201 | MEALS & LODGING | 5,672 | 4,199 | 10,000 | 10,000 | 10,000 | 10,000 |
| 91401 | TELEPHONE | 8,958 | 8,233 | 8,020 | 7,000 | 7,000 | 7,000 |
| 91501 | POSTAGE | 4,639 | 4,479 | 7,500 | 7,000 | 7,000 | 7,000 |

LINCOLN COUNTY, OREGON
ANNUAL BUDGET
FY 2011-12

| | | GENERAL FUND (101) ASSESSOR (020) | | | | | |
|--------|----------------------------|--------------------------------------|-------------------|-------------------|-------------------------------|-------------------------------|------------------------------|
| OBJECT | # FTE | 2008-09 ACTUAL | 2009-10 ACTUAL | 2010-11 BUDGET | 2011-12 PROPOSED BUDGET | 2011-12 APPROVED BUDGET | 2011-12 ADOPTED BUDGET |
| 91601 | PRINTING & PUBLICATIONS | 984 | 2,049 | 2,950 | 2,950 | 2,950 | 2,950 |
| 92101 | EQUIPMENT REPAIR | 9 | - | 3,000 | 3,000 | 3,000 | 3,000 |
| 92801 | PROFESSIONAL SERVICES | 3 | - | 100 | 100 | 100 | 100 |
| 92802 | PROFESSIONAL CONFERENCE | 1,400 | 1,980 | 2,000 | 2,000 | 2,000 | 2,000 |
| 92901 | MEMBERSHIP FEES & DUES | 560 | 390 | 800 | 800 | 800 | 800 |
| 93301 | MAINTENANCE AGREEMENTS | 6,413 | 11,391 | 11,200 | 11,200 | 11,200 | 11,200 |
| 93901 | CONTRACTUAL SERVICES | 818 | 1,095 | 2,350 | 2,350 | 2,350 | 2,350 |
| 93902 | MICROFICHE SERVICES | 1,136 | 1,279 | 2,600 | 2,600 | 2,600 | 2,600 |
| 94101 | OFFICE SUPPLIES | 8,474 | 8,349 | 10,150 | 10,150 | 10,150 | 10,150 |
| 94102 | FURNITURE & EQUIP. UNDER | 6,979 | 414 | 13,100 | 12,100 | 12,100 | 12,100 |
| 94105 | OFFICE SOFTWARE | - | - | 500 | 500 | 500 | 500 |
| 94201 | PRINT SHOP | 1,787 | 4,241 | 4,100 | 4,100 | 4,100 | 4,100 |
| 95201 | EDUCATION & LIBRARY | 281 | 1,925 | 2,000 | 2,000 | 2,000 | 2,000 |
| 95202 | CONTINUING EDUCATION | 640 | 1,150 | 3,800 | 3,800 | 3,800 | 3,800 |
| | TOTAL MATERIALS & SERVICES | 82,451 | 85,111 | 119,470 | 115,550 | 115,550 | 115,550 |
| | TOTAL EXPENDITURES | 1,700,445 | 1,558,247 | 1,722,481 | 1,807,507 | 1,807,507 | 1,807,507 |

LINCOLN COUNTY, OREGON

GENERAL FUND (101)

DEPARTMENT: COUNTY CLERK-ELECTIONS (031)

A GENERAL GOVERNMENT PROGRAM

OBJECTIVE: Conduct all elections held within Lincoln County in accordance with state and federal laws and administrative rules.

WORK PLAN SUMMARY: To provide adequate supplies and staffing to administer four countywide elections per year. To conduct elections by mail in order to increase voter participation and reduce election costs. To use the new State-wide voter registration system (Oregon Centralized Voter Registration) to maximize efficiency state-wide.

REVENUE AND EXPENDITURE SUMMARY

| | <u>Actual</u> <u>2008-09</u> | <u>Actual</u> <u>2009-10</u> | <u>Budgeted</u> <u>2010-11</u> | <u>Proposed</u> <u>2011-12</u> | <u>Approved</u> <u>2011-12</u> | <u>Adopted</u> <u>2011-12</u> |
|----------------------|---------------------------------|---------------------------------|-----------------------------------|-----------------------------------|-----------------------------------|----------------------------------|
| Total Revenues | 69,195 | 60,146 | 55,500 | 36,500 | 36,500 | 36,500 |
| Personal Services | 128,249 | 122,394 | 145,280 | 136,491 | 136,491 | 136,491 |
| Materials & Services | 103,704 | 95,260 | 106,674 | 107,174 | 107,174 | 107,174 |
| Total Expenditures | 231,953 | 217,654 | 251,954 | 243,665 | 243,665 | 243,665 |
| Full-Time Positions | 1.00 | 1.00 | 1.00 | 1.00 | 1.00 | 1.00 |

EFFECTIVENESS INDICATORS: When all statutory deadlines, requirements, and administrative guidelines for Primary, General, and Special elections have been met.

INTERRELATIONSHIPS: A close working relationship exists between the County Elections Department and the governing boards of various cities and special districts that exist throughout Lincoln County. The County Elections Office also works with the County Governing Body on formations and annexations that are requested of the Board.

BUDGET NOTE: The County Clerk-Elections Department is reimbursed for 100% of the election costs for Special Elections by the cities and districts that are participating. In Primary and General Elections, however, the County pays the election costs for cities and the state. The cities and the state do not have to reimburse the County for these election costs because of statutory exemptions.

LINCOLN COUNTY, OREGON
ANNUAL BUDGET
FY 2011-12

| | | GENERAL FUND (101) CLERK - ELECTIONS (031) | | | | | |
|----------------------------|-------|---|-------------------|-------------------|-------------------------------|-------------------------------|------------------------------|
| OBJECT | # FTE | 2008-09 ACTUAL | 2009-10 ACTUAL | 2010-11 BUDGET | 2011-12 PROPOSED BUDGET | 2011-12 APPROVED BUDGET | 2011-12 ADOPTED BUDGET |
| <u>REVENUE</u> | | | | | | | |
| 34150 | | 67,985 | 58,813 | 55,000 | 36,000 | 36,000 | 36,000 |
| 34151 | | 1,210 | 1,333 | 500 | 500 | 500 | 500 |
| TOTAL REVENUE | | 69,195 | 60,146 | 55,500 | 36,500 | 36,500 | 36,500 |
| <u>EXPENDITURES</u> | | | | | | | |
| PERSONAL SERVICES | | | | | | | |
| SALARIES | | | | | | | |
| 90201 | 1.00 | 61,230 | 51,132 | 67,399 | 53,732 | 53,732 | 53,732 |
| 90401 | | 37,022 | 41,847 | 40,000 | 45,000 | 45,000 | 45,000 |
| 90501 | | 918 | 568 | 4,000 | 4,000 | 4,000 | 4,000 |
| TOTAL SALARIES | | 99,170 | 93,547 | 111,399 | 102,732 | 102,732 | 102,732 |
| BENEFITS & BURDENS | | | | | | | |
| 90801 | | 7,387 | 6,950 | 8,522 | 7,859 | 7,859 | 7,859 |
| 90802 | | 6,776 | 5,671 | 7,854 | 5,911 | 5,911 | 5,911 |
| 90804 | | 11,161 | 12,324 | 13,163 | 14,796 | 14,796 | 14,796 |
| 90805 | | 1,230 | 1,347 | 1,374 | 1,512 | 1,512 | 1,512 |
| 90806 | | 39 | 37 | 144 | 72 | 72 | 72 |
| 90807 | | 141 | 141 | 141 | 141 | 141 | 141 |
| 90808 | | 1,246 | 1,208 | 275 | 1,233 | 1,233 | 1,233 |
| 90809 | | 919 | 991 | 2,228 | 2,055 | 2,055 | 2,055 |
| 90810 | | 180 | 180 | 180 | 180 | 180 | 180 |
| TOTAL BENEFITS & BURDENS | | 29,079 | 28,849 | 33,881 | 33,759 | 33,759 | 33,759 |
| TOTAL PERSONAL SERVICES | | 128,249 | 122,396 | 145,280 | 136,491 | 136,491 | 136,491 |
| MATERIALS & SERVICES | | | | | | | |
| 91101 | | 2,357 | 2,855 | 3,000 | 3,000 | 3,000 | 3,000 |
| 91201 | | 1,313 | 1,377 | 1,500 | 1,500 | 1,500 | 1,500 |
| 91401 | | 895 | 759 | 874 | 874 | 874 | 874 |
| 91501 | | 12,489 | 18,854 | 20,000 | 20,000 | 20,000 | 20,000 |
| 91601 | | 47,594 | 39,082 | 35,000 | 38,000 | 38,000 | 38,000 |
| 92808 | | 5,679 | 4,511 | 7,000 | 7,000 | 7,000 | 7,000 |
| 92901 | | - | - | 300 | 300 | 300 | 300 |
| 93301 | | 10,444 | 14,379 | 15,000 | 15,000 | 15,000 | 15,000 |
| 93901 | | 10 | - | - | - | - | - |
| 94101 | | 1,920 | 2,136 | 4,000 | 4,000 | 4,000 | 4,000 |
| 94102 | | 9,831 | - | - | - | - | - |
| 94201 | | 1,984 | 1,228 | 5,000 | 2,500 | 2,500 | 2,500 |
| 95901 | | 9,188 | 10,078 | 15,000 | 15,000 | 15,000 | 15,000 |
| TOTAL MATERIALS & SERVICES | | 103,704 | 95,259 | 106,674 | 107,174 | 107,174 | 107,174 |
| TOTAL EXPENDITURES | | 231,953 | 217,655 | 251,954 | 243,665 | 243,665 | 243,665 |

LINCOLN COUNTY, OREGON

GENERAL FUND (101)

DEPARTMENT: COUNTY CLERK-RECORDS AND ADMINISTRATION (032)

A GENERAL GOVERNMENT PROGRAM

OBJECTIVE: To administer the County Clerk's Office consistent with statutory requirements. Primary concerns will be to maintain the integrity of the recordings process and the timely processing of all license requests and to conduct elections according to statutes. Additionally, to perform administrative functions for all departments, entities, and employees within the jurisdiction of the County Clerk.

WORK PLAN SUMMARY: To examine for accuracy, accept when properly completed, index, and record, and return, nearly 1,100 documents presented to the county clerk's office each month. Strive for higher level of efficiency in the use of the computerized recording system. To continue to find more efficient and effective methods for voter registration and elections.

REVENUE AND EXPENDITURE SUMMARY

| | Actual <u>2008-09</u> | Actual <u>2009-10</u> | Budgeted <u>2010-11</u> | Proposed <u>2011-12</u> | Approved <u>2011-12</u> | Adopted <u>2011-12</u> |
|----------------------|--------------------------|--------------------------|----------------------------|----------------------------|----------------------------|---------------------------|
| Total Revenues | 358,177 | 342,081 | 356,000 | 356,000 | 356,000 | 356,000 |
| Personal Services | 338,900 | 294,896 | 335,721 | 357,817 | 357,817 | 357,817 |
| Materials & Services | 41,853 | 31,887 | 48,200 | 48,200 | 48,200 | 48,200 |
| Total Expenditures | 380,753 | 326,783 | 383,921 | 406,017 | 406,017 | 406,017 |
| Full-Time Positions | 5.00 | 4.00 | 4.00 | 4.00 | 4.00 | 4.00 |

EFFECTIVENESS INDICATORS: All computer-indexed recordings are returned to the appropriate party within three (3) working days from date of presentation to the office. This includes documents that will be scanned and microfilmed in the County Deed Records.

INTERRELATIONSHIPS: A close working relationship exists between the Clerk and the assessor's office, the tax office, the treasurer, and the title companies. The Clerk-Records office also collects fees for several other beneficiaries. This includes the County Surveyor's Corner Preservation Fund, the State A & T fund, and the Housing Alliance.

BUDGET NOTE: Revenue reduction due to decline in number of recordings.

**LINCOLN COUNTY, OREGON
ANNUAL BUDGET
FY 2011-12**

| GENERAL FUND (101) CLERK - OTHER (032) | | | | | | | | |
|---|-------|--------------------------|-------------------|-------------------|-------------------|-------------------------------|-------------------------------|------------------------------|
| OBJECT | # FTE | | 2008-09 ACTUAL | 2009-10 ACTUAL | 2010-11 BUDGET | 2011-12 PROPOSED BUDGET | 2011-12 APPROVED BUDGET | 2011-12 ADOPTED BUDGET |
| <u>REVENUE</u> | | | | | | | | |
| 32210 | | CLERK'S FEES | 320,374 | 304,979 | 320,000 | 325,000 | 325,000 | 325,000 |
| 32211 | | A&T RECORDING FEE | 7,023 | 6,725 | 8,000 | 7,000 | 7,000 | 7,000 |
| 34155 | | PASSPORTS | 21,541 | 21,043 | 20,000 | 16,000 | 16,000 | 16,000 |
| 34160 | | LIENS | 9,139 | 9,315 | 8,000 | 8,000 | 8,000 | 8,000 |
| 36990 | | ALL OTHER/MISCELLANEOUS | 100 | 20 | - | - | - | - |
| | | TOTAL REVENUE | 358,177 | 342,082 | 356,000 | 356,000 | 356,000 | 356,000 |
| <u>EXPENDITURES</u> | | | | | | | | |
| PERSONAL SERVICES | | | | | | | | |
| SALARIES | | | | | | | | |
| 90101 | 1.00 | COUNTY CLERK | 76,212 | 72,402 | 76,212 | 80,928 | 80,928 | 80,928 |
| 90201 | 1.00 | ADMIN ASSISTANT | 38,698 | 34,800 | 47,067 | 49,943 | 49,943 | 49,943 |
| 90301 | 2.00 | CLERK DEPUTIES | 129,967 | 98,553 | 88,535 | 91,540 | 91,540 | 91,540 |
| 90401 | | TEMPORARY EMPLOYEES | 134 | 1,928 | 15,000 | 15,000 | 15,000 | 15,000 |
| 90501 | | OVERTIME | 125 | - | 1,000 | 1,000 | 1,000 | 1,000 |
| 90504 | | COMP TIME PAYOFF | - | 1,193 | - | - | - | - |
| | 4.00 | TOTAL SALARIES | 245,136 | 208,876 | 227,814 | 238,411 | 238,411 | 238,411 |
| BENEFITS & BURDENS | | | | | | | | |
| 90801 | | FICA | 18,038 | 15,457 | 17,428 | 18,238 | 18,238 | 18,238 |
| 90802 | | 401(K) RETIREMENT | 26,953 | 22,764 | 23,409 | 24,575 | 24,575 | 24,575 |
| 90804 | | HEALTH INSURANCE | 35,775 | 36,867 | 52,654 | 59,184 | 59,184 | 59,184 |
| 90805 | | DENTAL INSURANCE | 3,929 | 4,030 | 5,495 | 6,048 | 6,048 | 6,048 |
| 90806 | | LIFE INSURANCE | 307 | 277 | 360 | 288 | 288 | 288 |
| 90807 | | LTD INSURANCE | 752 | 697 | 564 | 564 | 564 | 564 |
| 90808 | | WORKER'S COMPENSATION | 2,975 | 1,656 | 561 | 2,861 | 2,861 | 2,861 |
| 90809 | | UNEMPLOYMENT | 2,155 | 1,392 | 4,556 | 4,768 | 4,768 | 4,768 |
| 90810 | | PEHP | 2,880 | 2,880 | 2,880 | 2,880 | 2,880 | 2,880 |
| | | TOTAL BENEFITS & BURDENS | 93,764 | 86,020 | 107,907 | 119,406 | 119,406 | 119,406 |
| | | TOTAL PERSONAL SERVICES | 338,900 | 294,896 | 335,721 | 357,817 | 357,817 | 357,817 |
| MATERIALS & SERVICES | | | | | | | | |
| 91101 | | TRAVEL REIMBURSEMENT | 557 | 663 | 1,000 | 1,000 | 1,000 | 1,000 |
| 91201 | | MEALS & LODGING | 474 | 877 | 1,000 | 1,000 | 1,000 | 1,000 |
| 91401 | | TELEPHONE | 2,916 | 2,565 | 2,000 | 2,000 | 2,000 | 2,000 |
| 91501 | | POSTAGE | 3,324 | 3,324 | 5,000 | 5,000 | 5,000 | 5,000 |
| 91601 | | PRINTING & PUBLICATIONS | 725 | 817 | 1,000 | 1,000 | 1,000 | 1,000 |

LINCOLN COUNTY, OREGON
ANNUAL BUDGET
FY 2011-12

| | | GENERAL FUND (101) CLERK - OTHER (032) | | | | | |
|--------|----------------------------|---|---------|---------|--------------------|--------------------|-------------------|
| OBJECT | # FTE | 2008-09 | 2009-10 | 2010-11 | 2011-12 | 2011-12 | 2011-12 |
| | | ACTUAL | ACTUAL | BUDGET | PROPOSED BUDGET | APPROVED BUDGET | ADOPTED BUDGET |
| 92101 | EQUIPMENT REPAIR | - | - | 200 | 200 | 200 | 200 |
| 92802 | PROFESSIONAL CONFERENCE | 585 | 400 | 900 | 900 | 900 | 900 |
| 92901 | MEMBERSHIP FEES & DUES | 450 | 668 | 700 | 700 | 700 | 700 |
| 93301 | MAINTENANCE AGREEMENTS | 11,148 | 13,062 | 13,500 | 13,500 | 13,500 | 13,500 |
| 93901 | CONTRACTUAL SERVICES | 8,400 | - | 5,000 | 5,000 | 5,000 | 5,000 |
| 94101 | OFFICE SUPPLIES | 4,329 | 5,529 | 6,000 | 6,000 | 6,000 | 6,000 |
| 94102 | FURNITURE & EQUIP. UNDER | - | - | 500 | 500 | 500 | 500 |
| 94201 | PRINT SHOP | 671 | 101 | 1,000 | 1,000 | 1,000 | 1,000 |
| 94210 | USAGE FEES | 3,138 | 3,102 | 3,000 | 3,000 | 3,000 | 3,000 |
| 95201 | EDUCATION & LIBRARY | - | 430 | 400 | 400 | 400 | 400 |
| 95901 | OTHER SUPPLIES | 4,329 | 223 | 6,000 | 6,000 | 6,000 | 6,000 |
| 96901 | OTHER FIXED CHARGES | 807 | 127 | 1,000 | 1,000 | 1,000 | 1,000 |
| | TOTAL MATERIALS & SERVICES | 41,853 | 31,888 | 48,200 | 48,200 | 48,200 | 48,200 |
| | TOTAL EXPENDITURES | 380,753 | 326,784 | 383,921 | 406,017 | 406,017 | 406,017 |

LINCOLN COUNTY, OREGON

GENERAL FUND (101)

DEPARTMENT: TAX COLLECTOR (050) A GENERAL GOVERNMENT PROGRAM

ORGANIZATION: The Tax Collector is appointed by the Board of Commissioners and is charged with receiving and administering the County tax roll in compliance with Oregon Statutes and Administrative Rules and implementing directives from the Assessor to the certified tax roll to maintain a continuous state of balance.

OBJECTIVES: Receive, manage, and distribute property tax revenues in compliance with Oregon law. Maintain accurate tax collection records for the benefit of Lincoln County entities and citizens. Perform related legal mandates such as annual foreclosure and personal property warrant procedures.

WORK PLAN SUMMARY: Produce and mail annual property tax statements and receive and segregate tax revenues to the County Treasurer for distribution to local taxing districts. Maintain accurate and effective procedures for controlled cash accounting and segregation of property taxes. Initiate technology to efficiently accomplish mandated procedures associated with billing, collection, accounting, and distribution of tax revenues. Maintain accurate tax and financial records for use by county citizens, other taxing districts, and County auditors. Perform all other mandated procedures in a timely manner.

REVENUE AND EXPENDITURE SUMMARY

| | Actual <u>2008-09</u> | Actual <u>2009-10</u> | Budgeted <u>2010-11</u> | Proposed <u>2011-12</u> | Approved <u>2011-12</u> | Adopted <u>2011-12</u> |
|---------------------------------|--------------------------|--------------------------|----------------------------|----------------------------|----------------------------|---------------------------|
| Total Revenues | 9,065 | 8,053 | 8,351 | 8,000 | 8,000 | 8,000 |
| Personal Services | 226,323 | 209,182 | 233,218 | 248,599 | 248,599 | 248,599 |
| Materials & Services | 57,294 | 67,714 | 69,770 | 74,610 | 74,610 | 74,610 |
| Total Expenditures | 283,617 | 276,896 | 302,988 | 323,209 | 323,209 | 323,209 |
| Full-Time Positions | 3.50 | 3.00 | 3.00 | 3.00 | 3.00 | 3.00 |

EFFECTIVENESS INDICATORS: Timely mailing of tax statements and other collection notices. Tax revenues processed and distributed in accordance with Oregon law. Complete and accurate tax and financial records.

INTERRELATIONSHIPS: County citizens; other county departments; other county tax collectors; Lincoln County taxing districts; Oregon Department of Revenue; realtors; banks; title companies; mortgage companies; bankruptcy and federal courts.

LINCOLN COUNTY, OREGON
ANNUAL BUDGET
FY 2011-12

| GENERAL FUND (101) TAX COLLECTOR (050) | | | | | | | | |
|---|-------|---------------------------|-------------------|-------------------|-------------------|-------------------------------|-------------------------------|------------------------------|
| OBJECT | # FTE | | 2008-09 ACTUAL | 2009-10 ACTUAL | 2010-11 BUDGET | 2011-12 PROPOSED BUDGET | 2011-12 APPROVED BUDGET | 2011-12 ADOPTED BUDGET |
| <u>REVENUE</u> | | | | | | | | |
| 34990 | | CHARGES FOR SERVICE | 784 | 822 | 1,887 | 1,900 | 1,900 | 1,900 |
| 36650 | | REFUNDS & REIMBURSEMENTS | 6,075 | 6,131 | 6,464 | 6,100 | 6,100 | 6,100 |
| 36990 | | ALL OTHER MISCELLANEOUS | 2,206 | 1,100 | - | - | - | - |
| TOTAL REVENUE | | | 9,065 | 8,053 | 8,351 | 8,000 | 8,000 | 8,000 |
| <u>EXPENDITURES</u> | | | | | | | | |
| PERSONAL SERVICES | | | | | | | | |
| SALARIES | | | | | | | | |
| 90201 | 1.00 | TAX AND TREASURER ANALYST | 17,935 | 46,314 | 51,747 | 52,782 | 52,782 | 52,782 |
| 90301 | 2.00 | TAX DEPUTIES | 132,999 | 89,051 | 99,817 | 105,818 | 105,818 | 105,818 |
| 90401 | | TEMPORARY EMPLOYEES | 2,804 | 4,062 | 5,053 | 5,053 | 5,053 | 5,053 |
| 3.00 TOTAL SALARIES | | | 153,738 | 139,427 | 156,617 | 163,653 | 163,653 | 163,653 |
| BENEFITS & BURDENS | | | | | | | | |
| 90801 | | FICA | 11,178 | 10,213 | 11,981 | 12,520 | 12,520 | 12,520 |
| 90802 | | 401(K) RETIREMENT | 16,544 | 14,890 | 16,672 | 17,446 | 17,446 | 17,446 |
| 90804 | | HEALTH INSURANCE | 36,828 | 36,922 | 39,490 | 44,388 | 44,388 | 44,388 |
| 90805 | | DENTAL INSURANCE | 4,056 | 4,030 | 4,121 | 4,536 | 4,536 | 4,536 |
| 90806 | | LIFE INSURANCE | 190 | 167 | 216 | 216 | 216 | 216 |
| 90807 | | LTD INSURANCE | 464 | 422 | 423 | 423 | 423 | 423 |
| 90808 | | WORKER'S COMPENSATION | 1,850 | 1,488 | 386 | 1,964 | 1,964 | 1,964 |
| 90809 | | UNEMPLOYMENT | 1,422 | 1,441 | 3,132 | 3,273 | 3,273 | 3,273 |
| 90810 | | PEHP | 53 | 180 | 180 | 180 | 180 | 180 |
| TOTAL BENEFITS & BURDENS | | | 72,585 | 69,753 | 76,601 | 84,946 | 84,946 | 84,946 |
| TOTAL PERSONAL SERVICES | | | 226,323 | 209,180 | 233,218 | 248,599 | 248,599 | 248,599 |
| MATERIALS & SERVICES | | | | | | | | |
| 91101 | | TRAVEL REIMBURSEMENT | 660 | 225 | 600 | 600 | 600 | 600 |
| 91201 | | MEALS & LODGING | 610 | 404 | 700 | 700 | 700 | 700 |
| 91401 | | TELEPHONE | 1,990 | 1,690 | 1,800 | 1,800 | 1,800 | 1,800 |
| 91501 | | POSTAGE | 21,965 | 24,713 | 25,000 | 25,000 | 25,000 | 25,000 |
| 91601 | | PRINTING & PUBLICATIONS | 681 | 834 | 1,000 | 1,000 | 1,000 | 1,000 |
| 92101 | | EQUIPMENT REPAIR | - | - | 1,000 | 1,000 | 1,000 | 1,000 |
| 92802 | | PROFESSIONAL CONFERENCE | 997 | 645 | 720 | 1,060 | 1,060 | 1,060 |
| 92901 | | MEMBERSHIP FEES & DUES | 238 | 30 | 250 | 150 | 150 | 150 |
| 93301 | | MAINTENANCE AGREEMENTS | 826 | 990 | 1,100 | 1,100 | 1,100 | 1,100 |
| 93901 | | CONTRACTUAL SERVICES | 18,616 | 30,154 | 28,900 | 33,000 | 33,000 | 33,000 |
| 94101 | | OFFICE SUPPLIES | 2,564 | 3,248 | 3,000 | 3,500 | 3,500 | 3,500 |
| 94102 | | FURNITURE & EQUIP. UNDER | 2,165 | - | - | - | - | - |
| 94201 | | PRINT SHOP | 121 | 157 | 500 | 500 | 500 | 500 |
| 94210 | | USAGE FEES | 5,673 | 4,062 | 4,500 | 4,500 | 4,500 | 4,500 |
| 96101 | | FIDELITY BONDS | 188 | 563 | 700 | 700 | 700 | 700 |
| TOTAL MATERIALS & SERVICES | | | 57,294 | 67,715 | 69,770 | 74,610 | 74,610 | 74,610 |
| TOTAL EXPENDITURES | | | 283,617 | 276,895 | 302,988 | 323,209 | 323,209 | 323,209 |

LINCOLN COUNTY, OREGON

GENERAL FUND (101)

DEPARTMENT: SURVEYOR (060)

A GENERAL GOVERNMENT PROGRAM

OBJECTIVE: Provide friendly, efficient, professional, land information and interpretation for the people of Lincoln County. Insure compliance with Oregon Revised Statutes Chapters 92, 204, 209, 271, 368, and 672, through review and policy development.

WORK PLAN SUMMARY: Maintain survey records research facility that offers fast, accurate, identification and location of pertinent information. Maintain the rectangular survey system for the use and benefit of the public. Develop and maintain geodetic controlled base maps. Assist the Road Department in road location and legalization. Establish policy to ensure compliance with applicable statutes.

REVENUE AND EXPENDITURE SUMMARY

| | Actual <u>2008-09</u> | Actual <u>2009-10</u> | Budgeted <u>2010-11</u> | Proposed <u>2011-12</u> | Approved <u>2011-12</u> | Adopted <u>2011-12</u> |
|----------------------|--------------------------|--------------------------|----------------------------|----------------------------|----------------------------|---------------------------|
| Total Revenues | 73,815 | 53,976 | 125,500 | 110,500 | 110,500 | 107,500 |
| Personal Services | 235,551 | 220,899 | 256,791 | 275,266 | 275,266 | 275,266 |
| Materials & Services | 27,092 | 25,051 | 33,600 | 32,700 | 32,700 | 32,700 |
| Capital Outlay | 23,000 | 0 | 0 | 0 | 0 | 0 |
| Total Expenditures | 285,643 | 245,950 | 290,391 | 307,966 | 307,966 | 307,966 |
| Full-Time Positions | 2.10 | 2.00 | 2.00 | 2.00 | 2.00 | 2.00 |

EFFECTIVENESS INDICATORS: Compliance with Oregon Revised Statutes and Bureau of Land Management Manual of Survey Instructions. Meet department objectives. Feedback from other Professional Land Surveyors, other agencies, and the public.

INTERRELATIONSHIPS: Coordinate with cities and county departments to review plats. Assist Road Department in road location and legalization. Base map support for Assessor's automated mapping program. Work with State and Federal agencies on exchange of information and cooperative working relationships. Interact with local utilities and agencies on development of land information system. Participation in statewide organizations for statutory changes.

**LINCOLN COUNTY, OREGON
ANNUAL BUDGET
FY 2011-12**

| GENERAL FUND (101) SURVEYOR (060) | | | | | | | |
|--|-------------|-------------------------------------|-------------------|-------------------|-------------------------------|-------------------------------|------------------------------|
| OBJECT | # FTE | 2008-09 ACTUAL | 2009-10 ACTUAL | 2010-11 BUDGET | 2011-12 PROPOSED BUDGET | 2011-12 APPROVED BUDGET | 2011-12 ADOPTED BUDGET |
| <u>REVENUE</u> | | | | | | | |
| 32855 | | 4,060 | 4,640 | 6,000 | 6,000 | 6,000 | 6,000 |
| 32860 | | 5,906 | 12,520 | 5,000 | 4,000 | 4,000 | 4,000 |
| 32865 | | 6,790 | - | 5,000 | 5,000 | 5,000 | 2,000 |
| 32990 | | 13,188 | 13,698 | 6,000 | 8,000 | 8,000 | 8,000 |
| 33990 | | - | - | 1,000 | 1,000 | 1,000 | 1,000 |
| 34170 | | 36,625 | 16,889 | 96,000 | 80,000 | 80,000 | 80,000 |
| 34740 | | 5,221 | 3,929 | 5,000 | 5,000 | 5,000 | 5,000 |
| 34990 | | 2,000 | - | 1,500 | 1,500 | 1,500 | 1,500 |
| 36650 | | 25 | 2,302 | - | - | - | - |
| | | TOTAL REVENUE | 73,815 | 125,500 | 110,500 | 110,500 | 107,500 |
| <u>EXPENDITURES</u> | | | | | | | |
| PERSONAL SERVICES | | | | | | | |
| SALARIES | | | | | | | |
| 90101 | 0.80 | 61,901 | 59,718 | 60,970 | 64,742 | 64,742 | 64,742 |
| 90201 | 0.40 | 26,524 | 25,718 | 43,242 | 45,885 | 45,885 | 45,885 |
| 90202 | 0.85 | 32,126 | 30,631 | 34,917 | 36,684 | 36,684 | 36,684 |
| 90206 | - | 3,974 | - | - | - | - | - |
| 90302 | 0.67 | 33,878 | 32,839 | 35,203 | 36,451 | 36,451 | 36,451 |
| 90501 | | - | 319 | - | - | - | - |
| | 2.72 | TOTAL SALARIES | 158,403 | 174,332 | 183,762 | 183,762 | 183,762 |
| BENEFITS & BURDENS | | | | | | | |
| 90801 | | 11,752 | 11,061 | 13,336 | 14,058 | 14,058 | 14,058 |
| 90802 | | 17,425 | 16,415 | 19,176 | 20,214 | 20,214 | 20,214 |
| 90804 | | 35,071 | 33,889 | 38,406 | 43,204 | 43,204 | 43,204 |
| 90805 | | 3,872 | 3,706 | 3,716 | 4,026 | 4,026 | 4,026 |
| 90806 | | 181 | 154 | 200 | 210 | 210 | 210 |
| 90807 | | 446 | 388 | 415 | 412 | 412 | 412 |
| 90808 | | 4,171 | 2,363 | 1,558 | 3,545 | 3,545 | 3,545 |
| 90809 | | 1,779 | 1,314 | 3,487 | 3,675 | 3,675 | 3,675 |
| 90810 | | 2,451 | 2,385 | 2,165 | 2,160 | 2,160 | 2,160 |
| | | TOTAL BENEFITS & BURDENS | 77,148 | 82,459 | 91,504 | 91,504 | 91,504 |
| | | TOTAL PERSONAL SERVICES | 235,551 | 256,791 | 275,266 | 275,266 | 275,266 |
| MATERIALS & SERVICES | | | | | | | |
| 91101 | | 852 | 864 | 1,500 | 1,500 | 1,500 | 1,500 |

LINCOLN COUNTY, OREGON
ANNUAL BUDGET
FY 2011-12

| | | GENERAL FUND (101) SURVEYOR (060) | | | | | |
|--------|----------------------------|--------------------------------------|---------|---------|--------------------|--------------------|-------------------|
| OBJECT | # FTE | 2008-09 | 2009-10 | 2010-11 | 2011-12 | 2011-12 | 2011-12 |
| | | ACTUAL | ACTUAL | BUDGET | PROPOSED BUDGET | APPROVED BUDGET | ADOPTED BUDGET |
| 91102 | MOTOR POOL | 10,225 | 12,053 | 9,600 | 8,700 | 8,700 | 8,700 |
| 91201 | MEALS & LODGING | 1,661 | 642 | 1,000 | 1,000 | 1,000 | 1,000 |
| 91401 | TELEPHONE | 548 | 497 | 500 | 500 | 500 | 500 |
| 91501 | POSTAGE | 216 | 172 | 200 | 200 | 200 | 200 |
| 91601 | PRINTING & PUBLICATIONS | - | 42 | - | - | - | - |
| 92801 | PROFESSIONAL SERVICES | 3 | 3 | 1,000 | 1,000 | 1,000 | 1,000 |
| 92802 | PROFESSIONAL CONFERENCE | 985 | 740 | 1,000 | 1,000 | 1,000 | 1,000 |
| 92901 | MEMBERSHIP FEES & DUES | 577 | 387 | 600 | 600 | 600 | 600 |
| 93301 | MAINTENANCE AGREEMENTS | 3,565 | 419 | 3,500 | 3,500 | 3,500 | 3,500 |
| 94101 | OFFICE SUPPLIES | 818 | 960 | 1,000 | 1,000 | 1,000 | 1,000 |
| 94102 | FURNITURE & EQUIPMENT UN | 163 | 751 | 2,000 | 2,000 | 2,000 | 2,000 |
| 94103 | OPERATING SUPPLIES | 1,040 | 362 | 3,000 | 3,000 | 3,000 | 3,000 |
| 94105 | OFFICE SOFTWARE | 2,060 | 790 | 2,200 | 2,200 | 2,200 | 2,200 |
| 94201 | PRINT SHOP | 75 | 201 | 300 | 300 | 300 | 300 |
| 95201 | EDUCATION & LIBRARY | 26 | 170 | 200 | 200 | 200 | 200 |
| 96601 | RENTALS OF SPACE | 4,278 | 6,000 | 6,000 | 6,000 | 6,000 | 6,000 |
| | TOTAL MATERIALS & SERVICES | 27,092 | 25,053 | 33,600 | 32,700 | 32,700 | 32,700 |
| | CAPITAL OUTLAY | | | | | | |
| 98201 | EQUIPMENT | 23,000 | - | - | - | - | - |
| | TOTAL CAPITAL OUTLAY | 23,000 | - | - | - | - | - |
| | TOTAL EXPENDITURES | 285,643 | 245,953 | 290,391 | 307,966 | 307,966 | 307,966 |

LINCOLN COUNTY, OREGON

GENERAL FUND (101)

DEPARTMENT: TREASURER (070) A GENERAL GOVERNMENT PROGRAM

ORGANIZATION: The County Treasurer is a non-partisan elected position that serves as the county money manager and investment officer. The position has full fiduciary responsibility for all County and other local government monies in custody with Lincoln County.

OBJECTIVES: Direct activities of the Treasurer's office in the custody, efficient management, and secure investment of public funds in accordance with Oregon statutes and the Lincoln County Investment Policy. Establish and manage County bank and investments accounts.

REVENUE AND EXPENDITURE SUMMARY

| | Actual <u>2008-09</u> | Actual <u>2009-10</u> | Budgeted <u>2010-11</u> | Proposed <u>2011-12</u> | Approved <u>2011-12</u> | Adopted <u>2011-12</u> |
|---------------------------------|--------------------------|--------------------------|----------------------------|----------------------------|----------------------------|---------------------------|
| Total Revenue | 16,648,197 | 17,139,703 | 17,392,805 | 18,145,284 | 18,145,284 | 18,145,284 |
| Personal Services | 196,112 | 160,144 | 174,187 | 185,864 | 185,864 | 185,864 |
| Materials & Services | 27,955 | 32,646 | 39,285 | 44,485 | 44,485 | 44,485 |
| Total Expenditures | 224,067 | 192,790 | 213,472 | 230,349 | 230,349 | 230,349 |
| Full-Time Positions | 2.50 | 2.00 | 2.00 | 2.00 | 2.00 | 2.00 |

WORK PLAN SUMMARY: Receive all County revenues from local, federal, and state sources. Perform efficient money management by on-going analysis of County short-and-long-term cash requirements and investment of public funds with consideration for preservation of capital; liquidity; and reasonable rates of return. Administer County Investment Policy. Maintain close working relationships with State Treasury, banking, and investment institutions for the establishment and efficient management of County accounts. Serve other County departments and local entities in management of trust and agency funds. Serve as County room tax administrator to receive room tax revenues and monitor county establishments for compliance with the County Code. Maintain accurate financial records for Lincoln County departments, other entities, and audit purposes.

EFFECTIVENESS INDICATORS: Availability of funds; annual audit comments regarding investment of public funds; satisfactory relationships with banking and investment institutions, other local governments, county departments, and federal and state agencies.

INTERRELATIONSHIPS: All county departments and officials; city, state and federal agencies; local taxing districts; financial institutions; investment firms; state treasury and local government investment pool.

LINCOLN COUNTY, OREGON
ANNUAL BUDGET
FY 2011-12

| | | GENERAL FUND (101) TREASURER (070) | | | | | |
|--------------------------|-------|---------------------------------------|-------------------|-------------------|-------------------------------|-------------------------------|------------------------------|
| OBJECT | # FTE | 2008-09 ACTUAL | 2009-10 ACTUAL | 2010-11 BUDGET | 2011-12 PROPOSED BUDGET | 2011-12 APPROVED BUDGET | 2011-12 ADOPTED BUDGET |
| <u>REVENUE</u> | | | | | | | |
| 31110 | | 14,472,468 | 14,931,240 | 15,713,000 | 16,548,431 | 16,548,431 | 16,548,431 |
| 31120 | | 444,596 | 627,106 | 414,000 | 500,000 | 500,000 | 500,000 |
| 31130 | | 4,171 | 5,099 | 3,600 | 6,100 | 6,100 | 6,100 |
| 31140 | | 12,955 | 19,600 | 13,000 | 20,000 | 20,000 | 20,000 |
| 31310 | | 63,702 | 67,115 | 64,000 | 56,723 | 56,723 | 56,723 |
| 31411 | | 101,314 | 69,218 | 59,000 | 59,000 | 59,000 | 59,000 |
| 31600 | | 1,018,176 | 1,042,069 | 1,100,000 | 935,000 | 935,000 | 935,000 |
| 31601 | | 192,348 | 158,949 | - | - | - | - |
| 31610 | | 180,151 | 178,845 | - | - | - | - |
| 31611 | | 10,540 | 1,954 | 6,200 | - | - | - |
| 36175 | | 128,317 | 35,994 | 20,000 | 20,000 | 20,000 | 20,000 |
| 36650 | | - | 78 | - | 25 | 25 | 25 |
| 36990 | | 19,459 | 2,437 | 5 | 5 | 5 | 5 |
| TOTAL REVENUE | | 16,648,197 | 17,139,704 | 17,392,805 | 18,145,284 | 18,145,284 | 18,145,284 |
| <u>EXPENDITURES</u> | | | | | | | |
| PERSONAL SERVICES | | | | | | | |
| SALARIES | | | | | | | |
| 90101 | 1.00 | 73,086 | 64,034 | 67,404 | 69,432 | 69,432 | 69,432 |
| 90201 | - | 17,399 | - | - | - | - | - |
| 90302 | 1.00 | 46,272 | 44,856 | 51,282 | 53,771 | 53,771 | 53,771 |
| 2.00 TOTAL SALARIES | | 136,757 | 108,890 | 118,686 | 123,203 | 123,203 | 123,203 |
| BENEFITS & BURDENS | | | | | | | |
| 90801 | | 9,836 | 7,838 | 9,079 | 9,425 | 9,425 | 9,425 |
| 90802 | | 15,043 | 11,978 | 13,055 | 13,552 | 13,552 | 13,552 |
| 90804 | | 25,607 | 24,578 | 26,327 | 29,592 | 29,592 | 29,592 |
| 90805 | | 2,819 | 2,687 | 2,748 | 3,024 | 3,024 | 3,024 |
| 90806 | | 132 | 112 | 144 | 144 | 144 | 144 |
| 90807 | | 323 | 281 | 282 | 282 | 282 | 282 |
| 90808 | | 1,626 | 606 | 292 | 1,478 | 1,478 | 1,478 |
| 90809 | | 1,216 | 475 | 2,374 | 2,464 | 2,464 | 2,464 |
| 90810 | | 2,753 | 2,700 | 1,200 | 2,700 | 2,700 | 2,700 |
| TOTAL BENEFITS & BURDENS | | 59,355 | 51,255 | 55,501 | 62,661 | 62,661 | 62,661 |
| TOTAL PERSONAL SERVICES | | 196,112 | 160,145 | 174,187 | 185,864 | 185,864 | 185,864 |
| MATERIALS & SERVICES | | | | | | | |
| 91101 | | 233 | - | 200 | 200 | 200 | 200 |
| 91201 | | 262 | 267 | 500 | 500 | 500 | 500 |
| 91401 | | 971 | 936 | 810 | 810 | 810 | 810 |
| 91501 | | 562 | 604 | 750 | 750 | 750 | 750 |
| 91601 | | - | - | 50 | 50 | 50 | 50 |
| 92101 | | - | - | 375 | 375 | 375 | 375 |
| 92802 | | 325 | 555 | 850 | 850 | 850 | 850 |
| 92901 | | 195 | 325 | 350 | 350 | 350 | 350 |
| 93301 | | - | 761 | 725 | 725 | 725 | 725 |

LINCOLN COUNTY, OREGON
ANNUAL BUDGET
FY 2011-12

| | | GENERAL FUND (101) TREASURER (070) | | | | | |
|--------|----------------------------|---------------------------------------|-------------------|-------------------|-------------------------------|-------------------------------|------------------------------|
| OBJECT | # FTE | 2008-09 ACTUAL | 2009-10 ACTUAL | 2010-11 BUDGET | 2011-12 PROPOSED BUDGET | 2011-12 APPROVED BUDGET | 2011-12 ADOPTED BUDGET |
| 93901 | CONTRACTUAL SERVICES | 20,786 | 28,686 | 33,000 | 35,000 | 35,000 | 35,000 |
| 94101 | OFFICE SUPPLIES | 80 | 412 | 1,000 | 1,000 | 1,000 | 1,000 |
| 94102 | FURNITURE & EQUIP. UNDER | 4,414 | - | - | 3,500 | 3,500 | 3,500 |
| 94201 | PRINT SHOP | 27 | - | 100 | 100 | 100 | 100 |
| 95202 | CONTINUING EDUCATION | - | - | 175 | 175 | 175 | 175 |
| 96101 | FIDELITY BONDS | 100 | 100 | 100 | 100 | 100 | 100 |
| 96901 | OTHER FIXED CHARGES | - | - | 300 | - | - | - |
| | TOTAL MATERIALS & SERVICES | 27,955 | 32,646 | 39,285 | 44,485 | 44,485 | 44,485 |
| | TOTAL EXPENDITURES | 224,067 | 192,791 | 213,472 | 230,349 | 230,349 | 230,349 |

LINCOLN COUNTY, OREGON

GENERAL FUND (101)

DEPARTMENT: PRINT SHOP/MAIL ROOM (164)

A GENERAL GOVERNMENT PROGRAM

OBJECTIVE: To provide printed and copied materials required by using agencies. Provide other services related to the printing process. To coordinate record copying equipment for county agencies to maximize utilization of staff and minimize overall cost to the County. To provide messenger and mail services to all County agencies to expedite the flow of mail and information between County departments and outside agencies.

WORK PLAN SUMMARY: Maintain a cost efficient system of operations that also ensure quality and timeliness of the finished product. Establish a long-term records retention schedule and microfilm schedule, as mandated by O.R.S.

REVENUE AND EXPENDITURE SUMMARY

| | <u>Actual</u> <u>2008-09</u> | <u>Actual</u> <u>2009-10</u> | <u>Budgeted</u> <u>2010-11</u> | <u>Proposed</u> <u>2011-12</u> | <u>Approved</u> <u>2011-12</u> | <u>Adopted</u> <u>2011-12</u> |
|---------------------------------|---------------------------------|---------------------------------|-----------------------------------|-----------------------------------|-----------------------------------|----------------------------------|
| Total Revenues | 3,724 | 10,331 | 130,000 | 141,000 | 141,000 | 141,000 |
| Personal Services | 188,276 | 127,721 | 72,920 | 77,893 | 77,893 | 77,893 |
| Materials & Services | 17,937 | 15,432 | 149,900 | 126,990 | 126,990 | 126,990 |
| Total Expenditures | 206,213 | 143,153 | 222,820 | 204,883 | 204,883 | 204,883 |
| Full-Time Positions | 3.00 | 2.00 | 1.00 | 1.00 | 1.00 | 1.00 |

EFFECTIVENESS INDICATORS: The diversity of department needs in the areas of printed matter make in-house printing a cost-effective program. The largest area of production is the reproduction of forms for all county agencies and also from outside county supported agencies, state, city and schools. The character of forms makes it impossible to put this type of printing out to bid except on an individual basis. This is due to the complexities and the ongoing need for changes to the forms. Through the purchase of a high speed Xerox capable of increased volume and automatic binding and folding. The result has been more than a doubling of output, reducing requirements on other County agencies and outside printing needs, and offering quick turnaround for small volumes. In the process of the upgrade, 6 Xerox machines were traded in, relieving five departments of costs and concentrating the cost for the copy machines in this budget.

INTERRELATIONSHIPS: The department is presently doing printing work on a regular basis for most tax-supported agencies, for all cities in Lincoln County and for the school district. The trend should be toward more consolidation of these types of services.

LINCOLN COUNTY, OREGON
ANNUAL BUDGET
FY 2011-12

| GENERAL FUND (101) PRINT SHOP/MAIL ROOM (164) | | | | | | | |
|--|-------|-------------------|-------------------|-------------------|-------------------------------|-------------------------------|------------------------------|
| OBJECT | # FTE | 2008-09 ACTUAL | 2009-10 ACTUAL | 2010-11 BUDGET | 2011-12 PROPOSED BUDGET | 2011-12 APPROVED BUDGET | 2011-12 ADOPTED BUDGET |
| <u>REVENUE</u> | | | | | | | |
| 34711 | | - | - | 30,000 | 52,000 | 52,000 | 52,000 |
| 34712 | | - | - | 90,000 | 80,000 | 80,000 | 80,000 |
| 34800 | | 3,644 | 9,074 | 10,000 | 9,000 | 9,000 | 9,000 |
| 36990 | | 80 | 1,258 | - | - | - | - |
| TOTAL REVENUE | | 3,724 | 10,332 | 130,000 | 141,000 | 141,000 | 141,000 |
| <u>EXPENDITURES</u> | | | | | | | |
| PERSONAL SERVICES | | | | | | | |
| SALARIES | | | | | | | |
| 90203 | - | - | 2,256 | - | - | - | - |
| 90301 | 1.00 | 122,256 | 79,850 | 47,247 | 49,638 | 49,638 | 49,638 |
| 90401 | | 641 | 417 | - | - | - | - |
| 90504 | | - | 59 | - | - | - | - |
| TOTAL SALARIES | | 122,897 | 82,582 | 47,247 | 49,638 | 49,638 | 49,638 |
| BENEFITS & BURDENS | | | | | | | |
| 90801 | | 8,938 | 6,039 | 3,614 | 3,797 | 3,797 | 3,797 |
| 90802 | | 13,448 | 9,038 | 5,197 | 5,460 | 5,460 | 5,460 |
| 90804 | | 33,516 | 23,812 | 13,163 | 14,796 | 14,796 | 14,796 |
| 90805 | | 3,694 | 2,603 | 1,374 | 1,512 | 1,512 | 1,512 |
| 90806 | | 173 | 108 | 72 | 72 | 72 | 72 |
| 90807 | | 423 | 272 | 141 | 141 | 141 | 141 |
| 90808 | | 4,069 | 2,383 | 1,167 | 1,484 | 1,484 | 1,484 |
| 90809 | | 1,118 | 867 | 945 | 993 | 993 | 993 |
| 90810 | | - | 15 | - | - | - | - |
| TOTAL BENEFITS & BURDENS | | 65,379 | 45,137 | 25,673 | 28,255 | 28,255 | 28,255 |
| TOTAL PERSONAL SERVICES | | 188,276 | 127,719 | 72,920 | 77,893 | 77,893 | 77,893 |

LINCOLN COUNTY, OREGON
ANNUAL BUDGET
FY 2011-12

| GENERAL FUND (101) PRINT SHOP/MAIL ROOM (164) | | | | | | | |
|--|----------------------------|----------|----------|---------|--------------------|--------------------|-------------------|
| OBJECT | # FTE | 2008-09 | 2009-10 | 2010-11 | 2011-12 | 2011-12 | 2011-12 |
| | | ACTUAL | ACTUAL | BUDGET | PROPOSED BUDGET | APPROVED BUDGET | ADOPTED BUDGET |
| MATERIALS & SERVICES | | | | | | | |
| 91102 | MOTOR POOL | 4,979 | 4,629 | 4,700 | 3,800 | 3,800 | 3,800 |
| 91401 | TELEPHONE | 211 | 184 | 200 | 190 | 190 | 190 |
| 91501 | POSTAGE | 628 | 1,612 | 90,000 | 80,000 | 80,000 | 80,000 |
| 94101 | OFFICE SUPPLIES | 20,008 | 17,657 | 22,000 | 18,000 | 18,000 | 18,000 |
| 94201 | PRINT SHOP | (56,916) | (57,289) | - | - | - | - |
| 95902 | CHANGE IN INVENTORY | 390 | (103) | - | - | - | - |
| 96701 | RENTALS OF EQUIPMENT | 48,637 | 48,742 | 33,000 | 25,000 | 25,000 | 25,000 |
| | TOTAL MATERIALS & SERVICES | 17,937 | 15,432 | 149,900 | 126,990 | 126,990 | 126,990 |
| | TOTAL EXPENDITURES | 206,213 | 143,151 | 222,820 | 204,883 | 204,883 | 204,883 |

LINCOLN COUNTY, OREGON

GENERAL FUND (101)

DEPARTMENT: PUBLIC PROPERTY MANAGEMENT (911)

A GENERAL GOVERNMENT PROGRAM

OBJECTIVE: The objective of the Property Management Department is to provide a comprehensive and complete inventory of county properties. Conduct appropriate site visits; process sales and/or disposal of county-owned properties; and comply with the County's fiduciary responsibility for all of the taxing districts in Lincoln County.

WORK PLAN SUMMARY: Maintain a comprehensive and complete inventory of county-owned properties.

REVENUE AND EXPENDITURE SUMMARY

| | <u>Actual</u> <u>2008-09</u> | <u>Actual</u> <u>2009-10</u> | <u>Budgeted</u> <u>2010-11</u> | <u>Proposed</u> <u>2011-12</u> | <u>Approved</u> <u>2011-12</u> | <u>Adopted</u> <u>2011-12</u> |
|----------------------|---------------------------------|---------------------------------|-----------------------------------|-----------------------------------|-----------------------------------|----------------------------------|
| Total Revenues | 47,321 | 65,496 | 116,920 | 97,295 | 97,295 | 97,295 |
| Personal Services | 57,356 | 59,801 | 68,601 | 70,436 | 70,436 | 70,436 |
| Materials & Services | 4,484 | 6,571 | 28,450 | 20,150 | 20,150 | 20,150 |
| Total Expenditures | 61,840 | 66,372 | 97,051 | 90,586 | 90,586 | 90,586 |
| Full-Time Positions | 0.80 | 0.80 | 0.80 | 0.80 | 0.80 | 0.80 |

EFFECTIVENESS INDICATORS: Completion of a comprehensive and complete file on all county-owned properties.

INTERRELATIONSHIPS: General public, Board of Commissioners, Legal Council, Public Works Department, County Treasurer's office, County Clerk's Office, County Assessor's Office, County Tax Collector's Office, County Department of Planning and Development.

BUDGET NOTE: In addition to the extensive work necessary to inventory and handle tax-foreclosed properties, this year Lincoln County Property Management will be cleaning up the Old Harlan Millsite, including the removal of four (4) underground storage tanks.

LINCOLN COUNTY, OREGON
ANNUAL BUDGET
FY 2011-12

| GENERAL FUND (101) PROPERTY MANAGEMENT (911) | | | | | | | | |
|---|-------|-----------------------------|-------------------|-------------------|-------------------|-------------------------------|-------------------------------|------------------------------|
| OBJECT | # FTE | | 2008-09 ACTUAL | 2009-10 ACTUAL | 2010-11 BUDGET | 2011-12 PROPOSED BUDGET | 2011-12 APPROVED BUDGET | 2011-12 ADOPTED BUDGET |
| <u>REVENUE</u> | | | | | | | | |
| 31200 | | REIMBURSEMENT | - | 34,144 | 97,420 | 74,295 | 74,295 | 74,295 |
| 31210 | | DISTRIBUTION | 47,321 | 6,866 | 16,500 | 4,000 | 4,000 | 4,000 |
| 31220 | | TAX PENALTIES & FEES REIMB | - | 256 | 3,000 | 3,000 | 3,000 | 3,000 |
| 34713 | | REIMB. FROM ROAD FUND | - | 4,763 | - | 4,000 | 4,000 | 4,000 |
| 34714 | | REIMB. FROM FAIR FUND | - | 19,467 | - | 12,000 | 12,000 | 12,000 |
| TOTAL REVENUE | | | 47,321 | 65,496 | 116,920 | 97,295 | 97,295 | 97,295 |
| <u>EXPENDITURES</u> | | | | | | | | |
| PERSONAL SERVICES | | | | | | | | |
| SALARIES | | | | | | | | |
| 90301 | 0.80 | PROPERTY MANAGER | 40,712 | 41,267 | 47,593 | 47,593 | 47,593 | 47,593 |
| TOTAL SALARIES | | | 40,712 | 41,267 | 47,593 | 47,593 | 47,593 | 47,593 |
| BENEFITS & BURDENS | | | | | | | | |
| 90801 | | FICA | 2,707 | 2,765 | 3,641 | 3,641 | 3,641 | 3,641 |
| 90802 | | 401(K) RETIREMENT | 4,478 | 4,539 | 5,235 | 5,235 | 5,235 | 5,235 |
| 90804 | | HEALTH INSURANCE | 7,589 | 9,292 | 9,873 | 11,097 | 11,097 | 11,097 |
| 90805 | | DENTAL INSURANCE | 828 | 963 | 1,030 | 1,134 | 1,134 | 1,134 |
| 90806 | | LIFE INSURANCE | 58 | 56 | 54 | 72 | 72 | 72 |
| 90807 | | LTD INSURANCE | 141 | 141 | 106 | 141 | 141 | 141 |
| 90808 | | WORKER'S COMPENSATION | 467 | 404 | 117 | 571 | 571 | 571 |
| 90809 | | UNEMPLOYMENT | 376 | 374 | 952 | 952 | 952 | 952 |
| TOTAL BENEFITS & BURDENS | | | 16,644 | 18,534 | 21,008 | 22,843 | 22,843 | 22,843 |
| TOTAL PERSONAL SERVICES | | | 57,356 | 59,801 | 68,601 | 70,436 | 70,436 | 70,436 |
| MATERIALS & SERVICES | | | | | | | | |
| 91101 | | TRAVEL REIMBURSEMENT | 324 | 149 | 500 | 600 | 600 | 600 |
| 91201 | | MEALS & LODGING | 637 | 437 | 600 | 900 | 900 | 900 |
| 91501 | | POSTAGE | 25 | 9 | 150 | - | - | - |
| 91601 | | PRINTING & PUBLICATIONS | 722 | - | 1,200 | 100 | 100 | 100 |
| 92001 | | UTILITIES | - | - | - | 1,200 | 1,200 | 1,200 |
| 92004 | | RECYCLING & HAZARDOUS WASTE | - | 26 | - | - | - | - |
| 92801 | | PROFESSIONAL SERVICES | 577 | 693 | 6,500 | 1,000 | 1,000 | 1,000 |
| 92802 | | PROFESSIONAL CONFERENCE | 275 | - | 200 | 200 | 200 | 200 |
| 92901 | | MEMBERSHIP FEES & DUES | 50 | 50 | 750 | 300 | 300 | 300 |
| 93901 | | CONTRACTUAL SERVICES | 165 | 540 | 10,000 | 10,000 | 10,000 | 10,000 |
| 94101 | | OFFICE SUPPLIES | - | 84 | 50 | 50 | 50 | 50 |
| 94102 | | FURNITURE & EQUIP. UNDER | - | 1,129 | 2,000 | - | - | - |
| 94105 | | OFFICE SOFTWARE | - | 348 | 200 | - | - | - |
| 94210 | | COPIER SVCS | 47 | 30 | 100 | 100 | 100 | 100 |
| 95902 | | LAND SALES/MAINT. & REPAIR | - | 1,426 | 4,000 | 4,000 | 4,000 | 4,000 |
| 96601 | | RENTALS OF SPACE | 1,200 | 1,207 | 1,200 | 1,200 | 1,200 | 1,200 |
| 96710 | | PROPERTY TAXES | 462 | 444 | 1,000 | 500 | 500 | 500 |
| TOTAL MATERIALS & SERVICES | | | 4,484 | 6,572 | 28,450 | 20,150 | 20,150 | 20,150 |
| TOTAL EXPENDITURES | | | 61,840 | 66,373 | 97,051 | 90,586 | 90,586 | 90,586 |

LINCOLN COUNTY, OREGON

GENERAL FUND (101)

DEPARTMENT: MAINTENANCE AND FACILITIES DEPARTMENT (912)

A GENERAL GOVERNMENT PROGRAM

OBJECTIVE: Effectively and efficiently maintain county facilities, grounds and equipment.

WORK PLAN SUMMARY: Working within budget allotments to prioritized functions according to needs and safety factors.

REVENUE AND EXPENDITURE SUMMARY

| | <u>Actual</u> <u>2008-09</u> | <u>Actual</u> <u>2009-10</u> | <u>Budgeted</u> <u>2010-11</u> | <u>Proposed</u> <u>2011-12</u> | <u>Approved</u> <u>2011-12</u> | <u>Adopted</u> <u>2011-12</u> |
|----------------------|---------------------------------|---------------------------------|-----------------------------------|-----------------------------------|-----------------------------------|----------------------------------|
| Total Revenues | 27,999 | 23,751 | 24,025 | 24,025 | 24,025 | 24,025 |
| Personal Services | 503,922 | 375,518 | 287,483 | 313,721 | 313,721 | 313,721 |
| Materials & Services | 789,716 | 764,025 | 913,396 | 687,849 | 687,849 | 747,849 |
| Capital Outlay | 77,374 | 23,149 | 42,000 | 162,000 | 162,000 | 162,000 |
| Total Expenditures | 1,371,012 | 1,162,692 | 1,242,879 | 1,163,570 | 1,163,570 | 1,223,570 |
| Full-Time Positions | 6.00 | 4.67 | 3.66 | 3.66 | 3.66 | 3.66 |

EFFECTIVENESS INDICATORS: Provide adequate facility maintenance to safeguard the buildings of the County from deterioration. Meet state and federal requirements on access for the disabled.

INTERRELATIONSHIPS: All county departments, state and federal inspectors, public access to facilities in a safe and secure manner.

LINCOLN COUNTY, OREGON
ANNUAL BUDGET
FY 2011-12

| | | GENERAL FUND (101) FACILITIES MAINTENANCE (912) | | | | | |
|----------------------|-------------------------------|--|-------------------|-------------------|-------------------------------|-------------------------------|------------------------------|
| OBJECT | # FTE | 2008-09 ACTUAL | 2009-10 ACTUAL | 2010-11 BUDGET | 2011-12 PROPOSED BUDGET | 2011-12 APPROVED BUDGET | 2011-12 ADOPTED BUDGET |
| <u>REVENUE</u> | | | | | | | |
| 33324 | BENTON COUNTY RENT | 22,031 | 23,431 | 24,025 | 24,025 | 24,025 | 24,025 |
| 36650 | REFUNDS & REIMBURSEMENTS | 5,968 | 320 | - | - | - | - |
| | TOTAL REVENUE | 27,999 | 23,751 | 24,025 | 24,025 | 24,025 | 24,025 |
| <u>EXPENDITURES</u> | | | | | | | |
| PERSONAL SERVICES | | | | | | | |
| SALARIES | | | | | | | |
| 90201 | - BLDG MAINTENANCE SUPERVI | 73,203 | 70,956 | 28,849 | - | - | - |
| 90202 | 1.00 MAINTENANCE CREW SPVR. | 50,527 | 48,980 | 54,899 | 60,476 | 60,476 | 60,476 |
| 90301 | 2.00 BLDG. MAINT. TECHS | 192,478 | 100,972 | 106,676 | 108,810 | 108,810 | 108,810 |
| 90302 | 0.67 PARK MAINTENANCE WORKERS | 22,271 | 28,291 | - | 32,126 | 32,126 | 32,126 |
| 90501 | OVERTIME | 3,484 | 2,354 | 4,000 | 4,000 | 4,000 | 4,000 |
| | 3.67 TOTAL SALARIES | 341,963 | 251,553 | 194,424 | 205,412 | 205,412 | 205,412 |
| BENEFITS & BURDENS | | | | | | | |
| 90801 | FICA | 25,287 | 18,643 | 14,666 | 15,714 | 15,714 | 15,714 |
| 90802 | 401(K) RETIREMENT | 37,616 | 27,671 | 20,983 | 18,655 | 18,655 | 18,655 |
| 90804 | HEALTH INSURANCE | 70,822 | 57,048 | 42,187 | 54,410 | 54,410 | 54,410 |
| 90805 | DENTAL INSURANCE | 7,812 | 6,229 | 4,403 | 5,486 | 5,486 | 5,486 |
| 90806 | LIFE INSURANCE | 365 | 259 | 227 | 264 | 264 | 264 |
| 90807 | LTD INSURANCE | 893 | 652 | 451 | 517 | 517 | 517 |
| 90808 | WORKER'S COMPENSATION | 15,671 | 10,636 | 6,109 | 8,975 | 8,975 | 8,975 |
| 90809 | UNEMPLOYMENT | 3,133 | 2,468 | 3,808 | 4,108 | 4,108 | 4,108 |
| 90810 | PEHP | 360 | 360 | 225 | 180 | 180 | 180 |
| | TOTAL BENEFITS & BURDENS | 161,959 | 123,966 | 93,059 | 108,309 | 108,309 | 108,309 |
| | TOTAL PERSONAL SERVICES | 503,922 | 375,519 | 287,483 | 313,721 | 313,721 | 313,721 |
| MATERIALS & SERVICES | | | | | | | |
| 91101 | TRAVEL REIMBURSEMENT | - | - | 150 | - | - | - |
| 91102 | MOTOR POOL | 9,532 | 9,101 | 10,000 | 8,500 | 8,500 | 8,500 |
| 91401 | TELEPHONE | 6,446 | 4,968 | 4,800 | 4,800 | 4,800 | 4,800 |
| 91501 | POSTAGE | 46 | 65 | 100 | 200 | 200 | 200 |
| 91601 | PRINTING & PUBLICATIONS | - | - | 50 | 100 | 100 | 100 |
| 92001 | UTILITIES | 339,180 | 323,808 | 350,000 | 113,183 | 113,183 | 113,183 |
| 92004 | RECYCLING & HAZARDOUS/WA | 29,013 | 16,676 | 15,600 | 15,600 | 15,600 | 15,600 |
| 92101 | EQUIPMENT REPAIR | 31,886 | 28,361 | 48,000 | 49,000 | 49,000 | 49,000 |
| 92103 | COMPUTER PERIPHERAL REPA | - | - | 1,800 | 1,800 | 1,800 | 1,800 |
| 92201 | BUILDING REPAIR | 61,560 | 62,699 | 82,000 | 84,000 | 84,000 | 84,000 |
| 92301 | GROUNDS MAINTENANCE | 699 | 8,157 | 12,000 | 12,000 | 12,000 | 12,000 |
| 92802 | PROFESSIONAL CONFERENCE | 44 | - | - | - | - | - |
| 92806 | CONSULTANTS | 35,013 | 11,576 | 4,500 | 1,000 | 1,000 | 1,000 |
| 92901 | MEMBERSHIP FEES & DUES | 435 | 205 | 600 | 600 | 600 | 600 |

LINCOLN COUNTY, OREGON
ANNUAL BUDGET
FY 2011-12

| | | GENERAL FUND (101) FACILITIES MAINTENANCE (912) | | | | | |
|--------|----------------------------|--|-------------------|-------------------|-------------------------------|-------------------------------|------------------------------|
| OBJECT | # FTE | 2008-09 ACTUAL | 2009-10 ACTUAL | 2010-11 BUDGET | 2011-12 PROPOSED BUDGET | 2011-12 APPROVED BUDGET | 2011-12 ADOPTED BUDGET |
| 92905 | PERMITS & FEES | 1,955 | 646 | 3,000 | 3,000 | 3,000 | 3,000 |
| 93301 | MAINTENANCE AGREEMENTS | 17,098 | 23,040 | 26,000 | 28,000 | 28,000 | 28,000 |
| 93901 | CONTRACTUAL SERVICES | 106,455 | 131,257 | 168,800 | 174,000 | 174,000 | 234,000 |
| 94101 | OFFICE SUPPLIES | 1,642 | 1,003 | 1,200 | 1,200 | 1,200 | 1,200 |
| 94102 | FURNITURE & EQUIPMENT | 7,724 | 18,542 | 37,420 | 38,000 | 38,000 | 38,000 |
| 94103 | OPERATING SUPPLIES | 33,723 | 44,962 | 40,800 | 42,000 | 42,000 | 42,000 |
| 94201 | PRINT SHOP | - | 22 | 25 | 50 | 50 | 50 |
| 94210 | COPIER SVCS | 89 | 95 | 50 | - | - | - |
| 94301 | JANITORIAL SUPPLIES | 59,595 | 42,861 | 45,000 | 48,000 | 48,000 | 48,000 |
| 94501 | SOFTWARE | 5,862 | 167 | 3,000 | 3,000 | 3,000 | 3,000 |
| 94701 | SMALL TOOLS | 1,420 | 80 | 3,000 | 3,000 | 3,000 | 3,000 |
| 95202 | CONTINUING EDUCATION | 75 | 160 | 200 | - | - | - |
| 95901 | OTHER SUPPLIES | (66) | - | - | 200 | 200 | 200 |
| 96601 | RENTALS OF SPACE | 31,048 | 33,709 | 31,116 | 31,116 | 31,116 | 31,116 |
| 96701 | RENTALS OF EQUIPMENT | 5,597 | 338 | 5,000 | 6,000 | 6,000 | 6,000 |
| 96710 | PROPERTY TAXES | 1,014 | - | 1,185 | 1,500 | 1,500 | 1,500 |
| 96901 | ROAD BILLABLE COSTS | 2,631 | 1,526 | 18,000 | 18,000 | 18,000 | 18,000 |
| | TOTAL MATERIALS & SERVICES | 789,716 | 764,024 | 913,396 | 687,849 | 687,849 | 747,849 |
| | CAPITAL OUTLAY | | | | | | |
| 97501 | STRUCTURES & IMPROVEMENT | 44,094 | - | - | 120,000 | 120,000 | 120,000 |
| 98901 | EQUIPMENT / OTHER | 33,280 | 23,149 | 42,000 | 42,000 | 42,000 | 42,000 |
| | TOTAL CAPITAL OUTLAY | 77,374 | 23,149 | 42,000 | 162,000 | 162,000 | 162,000 |
| | TOTAL EXPENDITURES | 1,371,012 | 1,162,692 | 1,242,879 | 1,163,570 | 1,163,570 | 1,223,570 |

LINCOLN COUNTY, OREGON

GENERAL FUND (101)

DEPARTMENT: INFORMATION TECHNOLOGY (913)

A GENERAL GOVERNMENT PROGRAM

OBJECTIVE: Establish and maintain enterprise information systems for County departments.

WORK PLAN SUMMARY: Execute initiatives that improve the cost effectiveness, service quality, and continuous availability of information and technology systems.

REVENUE AND EXPENDITURE SUMMARY

| | <u>Actual</u> <u>2008-09</u> | <u>Actual</u> <u>2009-10</u> | <u>Budgeted</u> <u>2010-11</u> | <u>Proposed</u> <u>2011-12</u> | <u>Approved</u> <u>2011-12</u> | <u>Adopted</u> <u>2011-12</u> |
|----------------------|---------------------------------|---------------------------------|-----------------------------------|-----------------------------------|-----------------------------------|----------------------------------|
| Total Revenues | 161,303 | 144,101 | 148,246 | 148,246 | 148,246 | 148,246 |
| Personal Services | 562,252 | 639,688 | 618,993 | 627,794 | 627,794 | 627,794 |
| Materials & Services | 579,392 | 526,221 | 586,697 | 592,697 | 592,697 | 592,697 |
| Capital Outlay | 32,003 | 0 | 0 | 0 | 0 | 0 |
| Total Expenditures | 1,173,647 | 1,165,909 | 1,205,690 | 1,220,491 | 1,220,491 | 1,220,491 |
| Full-Time Positions | 7.00 | 7.00 | 6.00 | 6.00 | 6.00 | 6.00 |

EFFECTIVENESS INDICATORS: Provide reliable information systems to County departments in order to meet the business objectives of the County. Ensure the integrity, security and privacy of information entrusted to the County. Implement work flow solutions to bring greater efficiency to County operations.

INTERRELATIONSHIPS: All County departments; computer hardware, software and support services vendors; outside consultants; state and local agencies.

LINCOLN COUNTY, OREGON
ANNUAL BUDGET
FY 2011-12

| | | GENERAL FUND (101) INFORMATION TECHNOLOGY (913) | | | | | |
|----------------------|---------------------------------|--|-------------------|-------------------|-------------------------------|-------------------------------|------------------------------|
| OBJECT | # FTE | 2008-09 ACTUAL | 2009-10 ACTUAL | 2010-11 BUDGET | 2011-12 PROPOSED BUDGET | 2011-12 APPROVED BUDGET | 2011-12 ADOPTED BUDGET |
| <u>REVENUE</u> | | | | | | | |
| 34156 | GIS FEES | - | 73 | - | - | - | - |
| 34715 | CITY OF NEWPORT | 78,569 | 72,014 | 74,123 | 74,123 | 74,123 | 74,123 |
| 34717 | LINCOM | 78,514 | 72,014 | 74,123 | 74,123 | 74,123 | 74,123 |
| 36990 | MISCELLANEOUS REVENUES | 4,220 | - | - | - | - | - |
| | TOTAL REVENUE | 161,303 | 144,101 | 148,246 | 148,246 | 148,246 | 148,246 |
| <u>EXPENDITURES</u> | | | | | | | |
| PERSONAL SERVICES | | | | | | | |
| SALARIES | | | | | | | |
| 90201 | 2.00 SYSTEMS ADMINISTRATOR | 132,792 | 164,423 | 134,230 | 141,340 | 141,340 | 141,340 |
| 90202 | 1.00 DIRECTOR | 84,452 | 80,553 | 87,364 | 91,800 | 91,800 | 91,800 |
| 90203 | 1.00 NETWORK MANAGER | 70,802 | 68,627 | 76,929 | 80,822 | 80,822 | 80,822 |
| 90301 | 1.00 DATA PROCESSING TECHNICIAN | 58,978 | 114,340 | 124,427 | 63,458 | 63,458 | 63,458 |
| 90302 | 1.00 USER SUPPORT SPECIALIST | 36,889 | - | - | 39,890 | 39,890 | 39,890 |
| 90401 | TEMPORARY EMPLOYEES | 3,517 | 1,886 | 3,000 | 3,000 | 3,000 | 3,000 |
| 90501 | OVERTIME | 3,847 | 10,452 | - | 2,000 | 2,000 | 2,000 |
| 6.00 | TOTAL SALARIES | 391,277 | 440,281 | 425,950 | 422,310 | 422,310 | 422,310 |
| BENEFITS & BURDENS | | | | | | | |
| 90801 | FICA | 28,900 | 32,492 | 32,585 | 32,307 | 32,307 | 32,307 |
| 90802 | 401(K) RETIREMENT | 42,654 | 48,224 | 46,525 | 46,124 | 46,124 | 46,124 |
| 90804 | HEALTH INSURANCE | 68,101 | 83,555 | 78,981 | 88,776 | 88,776 | 88,776 |
| 90805 | DENTAL INSURANCE | 7,490 | 9,135 | 8,243 | 9,072 | 9,072 | 9,072 |
| 90806 | LIFE INSURANCE | 350 | 379 | 432 | 432 | 432 | 432 |
| 90807 | LTD INSURANCE | 857 | 956 | 987 | 846 | 846 | 846 |
| 90808 | WORKER'S COMPENSATION | 17,291 | 18,271 | 15,031 | 17,921 | 17,921 | 17,921 |
| 90809 | UNEMPLOYMENT | 3,562 | 4,513 | 8,519 | 8,446 | 8,446 | 8,446 |
| 90810 | PEHP | 1,770 | 1,883 | 1,740 | 1,560 | 1,560 | 1,560 |
| | TOTAL BENEFITS & BURDENS | 170,975 | 199,408 | 193,043 | 205,484 | 205,484 | 205,484 |
| | TOTAL PERSONAL SERVICES | 562,252 | 639,689 | 618,993 | 627,794 | 627,794 | 627,794 |
| MATERIALS & SERVICES | | | | | | | |
| 91101 | TRAVEL REIMBURSEMENT | 704 | 646 | 1,200 | 1,200 | 1,200 | 1,200 |
| 91201 | MEALS & LODGING | 894 | 2,211 | 1,800 | 1,800 | 1,800 | 1,800 |
| 91401 | TELEPHONE | 8,172 | 8,750 | 5,000 | 8,000 | 8,000 | 8,000 |
| 91501 | POSTAGE | 170 | 470 | 350 | 350 | 350 | 350 |
| 91601 | PRINTING & PUBLICATIONS | 2,006 | - | 600 | 600 | 600 | 600 |
| 92101 | EQUIPMENT REPAIR | - | - | 200 | 200 | 200 | 200 |
| 92801 | PROFESSIONAL SERVICES | 5,490 | 3 | - | - | - | - |
| 92802 | PROFESSIONAL CONFERENCE | 1,265 | 3,414 | 2,000 | 2,000 | 2,000 | 2,000 |
| 92901 | MEMBERSHIP FEES & DUES | 200 | 200 | 600 | 600 | 600 | 600 |
| 93201 | LINCS (SOFTWARE SUPPORT) | 89,122 | 70,475 | 76,747 | 76,747 | 76,747 | 76,747 |

LINCOLN COUNTY, OREGON
ANNUAL BUDGET
FY 2011-12

| | | GENERAL FUND (101) INFORMATION TECHNOLOGY (913) | | | | | |
|--------|----------------------------|--|-----------|-----------|-----------------|-----------------|----------------|
| OBJECT | # FTE | 2008-09 | 2009-10 | 2010-11 | 2011-12 | 2011-12 | 2011-12 |
| | | ACTUAL | ACTUAL | BUDGET | PROPOSED BUDGET | APPROVED BUDGET | ADOPTED BUDGET |
| 93301 | MAINTENANCE AGREEMENTS | 151,510 | 237,714 | 170,000 | 170,000 | 170,000 | 170,000 |
| 93901 | CONTRACTUAL SERVICES | 36,840 | 46,940 | 60,000 | 66,000 | 66,000 | 66,000 |
| 94101 | OFFICE SUPPLIES | 27,806 | 45,529 | 25,000 | 25,000 | 25,000 | 25,000 |
| 94102 | FURNITURE & EQUIP. UNDER | 128,389 | 74,322 | 162,000 | 159,000 | 159,000 | 159,000 |
| 94105 | OFFICE SOFTWARE | 126,536 | 34,490 | 80,000 | 80,000 | 80,000 | 80,000 |
| 94201 | PRINT SHOP | 5 | 30 | - | - | - | - |
| 94701 | SMALL TOOLS | - | 67 | 200 | 200 | 200 | 200 |
| 95201 | EDUCATION & LIBRARY | 283 | 960 | 1,000 | 1,000 | 1,000 | 1,000 |
| | TOTAL MATERIALS & SERVICES | 579,392 | 526,221 | 586,697 | 592,697 | 592,697 | 592,697 |
| | CAPITAL OUTLAY | | | | | | |
| 98202 | COMPUTER EQUIPMENT | 32,003 | - | - | - | - | - |
| | TOTAL CAPITAL OUTLAY | 32,003 | - | - | - | - | - |
| | TOTAL EXPENDITURES | 1,173,647 | 1,165,910 | 1,205,690 | 1,220,491 | 1,220,491 | 1,220,491 |

LINCOLN COUNTY, OREGON

GENERAL FUND (101)

DEPARTMENT: PERSONNEL (950)

A GENERAL GOVERNMENT PROGRAM

OBJECTIVES: Provide excellent service to internal and external customers while meeting the workforce needs of all County departments, earning individual respect and increased credibility with those we serve. As Human Resource professionals, we consider and protect the rights of individuals, especially in the acquisition and dissemination of information throughout the employment process while ensuring truthful communications and facilitating informed decision making.

WORK PLAN SUMMARY: Revise and reformat the County’s Personnel Policies, continue to implement fully the department’s new online recruitment and hiring program, and continue to provide training and assistance to County supervisors on personnel-related issues. Increase and expand information available on our web-site to assist and support the needs of both current employees and job applicants. In partnership with CIS, continue to implement health care reform initiatives as required. Continue to look for ways to increase organizational effectiveness.

REVENUE AND EXPENDITURE SUMMARY

| | <u>Actual</u> <u>2008-09</u> | <u>Actual</u> <u>2009-10</u> | <u>Budgeted</u> <u>2010-11</u> | <u>Proposed</u> <u>2011-12</u> | <u>Approved</u> <u>2011-12</u> | <u>Adopted</u> <u>2011-12</u> |
|---------------------------------|---------------------------------|---------------------------------|-----------------------------------|-----------------------------------|-----------------------------------|----------------------------------|
| Total Revenues | \$8,981 | \$7,084 | \$4,000 | \$5,500 | \$5,500 | \$5,500 |
| Personal Services | \$216,906 | \$207,511 | \$246,999 | \$268,362 | \$268,362 | \$272,362 |
| Materials & Services | \$35,044 | \$25,907 | \$35,486 | \$32,816 | \$32,816 | \$32,816 |
| Total Expenditures | \$251,950 | \$233,418 | \$282,485 | \$301,178 | \$301,178 | \$305,178 |
| | | | | | | |
| Full-Time Positions | 3.00 | 2.50 | 3.00 | 3.00 | 3.00 | 3.00 |

EFFECTIVENESS INDICATORS: Reduced timeline for recruitment-to-hire process, and reduced voluntary employee turnover. Employee participation in Wellness programs and increased participation in supervisory training offerings.

INTERRELATIONSHIPS: Continue to direct County wide personnel rules assisting all departments in processing various personnel actions such as appointments, transfers, reclassification, step increases, status changes, supervision, leaves of absence, discipline, reinstatements, re-employment, and promotions. Ensure that proper procedures are followed.

CURRENT OBJECTIVES: Interpret County rules, policies and procedures for all County Personnel. Maintain personnel files and records for all County employees. Assist with negotiating collective bargaining agreements. Keep BOC and Department Heads informed.

**LINCOLN COUNTY, OREGON
ANNUAL BUDGET
FY 2011-12**

| GENERAL FUND (101) PERSONNEL (950) | | | | | | | | |
|---|-------|-----------------------------|-------------------|-------------------|-------------------|-------------------------------|-------------------------------|------------------------------|
| OBJECT | # FTE | | 2008-09 ACTUAL | 2009-10 ACTUAL | 2010-11 BUDGET | 2011-12 PROPOSED BUDGET | 2011-12 APPROVED BUDGET | 2011-12 ADOPTED BUDGET |
| <u>REVENUE</u> | | | | | | | | |
| 36650 | | REFUNDS & REIMBURSEMENTS | 2,905 | 1,994 | - | 1,500 | 1,500 | 1,500 |
| 36651 | | WORKSITE WELLNESS/CIS GRANT | 6,076 | 5,070 | 4,000 | 4,000 | 4,000 | 4,000 |
| 36990 | | ALL OTHER MISC | - | 20 | - | - | - | - |
| | | TOTAL REVENUE | 8,981 | 7,084 | 4,000 | 5,500 | 5,500 | 5,500 |
| <u>EXPENDITURES</u> | | | | | | | | |
| PERSONAL SERVICES | | | | | | | | |
| SALARIES | | | | | | | | |
| 90201 | 1.00 | PERSONNEL GENERALIST | 45,428 | 44,033 | 49,351 | 53,404 | 53,404 | 53,404 |
| 90202 | 1.00 | DIRECTOR | 76,185 | 72,664 | 78,806 | 82,836 | 82,836 | 82,836 |
| 90203 | 1.00 | PERSONNEL ASSISTANT | 25,035 | 19,558 | 38,036 | 40,680 | 40,680 | 40,680 |
| 90401 | - | TEMPORARY EMPLOYEES | 5,311 | 1,199 | 1,500 | 1,500 | 1,500 | 1,500 |
| 90504 | - | COMP TIME PAY OFF | - | 97 | - | - | - | - |
| | 3.00 | TOTAL SALARIES | 151,959 | 137,551 | 167,693 | 178,420 | 178,420 | 178,420 |
| BENEFITS & BURDENS | | | | | | | | |
| 90801 | | FICA | 10,813 | 9,806 | 12,829 | 13,649 | 13,649 | 13,649 |
| 90802 | | 401(K) RETIREMENT | 16,131 | 14,999 | 18,281 | 19,461 | 19,461 | 19,461 |
| 90804 | | HEALTH INSURANCE | 29,309 | 36,033 | 38,186 | 44,388 | 44,388 | 44,388 |
| 90805 | | DENTAL INSURANCE | 3,236 | 3,939 | 4,044 | 4,536 | 4,536 | 4,536 |
| 90806 | | LIFE INSURANCE | 146 | 164 | 216 | 216 | 216 | 216 |
| 90807 | | LTD INSURANCE | 356 | 409 | 423 | 423 | 423 | 423 |
| 90808 | | WORKER'S COMPENSATION | 2,010 | 1,551 | 413 | 2,141 | 2,141 | 2,141 |
| 90809 | | UNEMPLOYMENT | 1,465 | 1,515 | 3,354 | 3,568 | 3,568 | 3,568 |
| 90810 | | PEHP | 1,481 | 1,544 | 1,560 | 1,560 | 1,560 | 1,560 |
| | | TOTAL BENEFITS & BURDENS | 64,947 | 69,960 | 79,306 | 89,942 | 89,942 | 89,942 |
| | | TOTAL PERSONAL SERVICES | 216,906 | 207,511 | 246,999 | 268,362 | 268,362 | 268,362 |
| MATERIALS & SERVICES | | | | | | | | |
| 91101 | | TRAVEL REIMBURSEMENT | 273 | 954 | 1,000 | 1,000 | 1,000 | 1,000 |
| 91201 | | MEALS & LODGING | 388 | 910 | 1,500 | 1,500 | 1,500 | 1,500 |
| 91401 | | TELEPHONE | 1,791 | 1,730 | 1,800 | 1,800 | 1,800 | 1,800 |
| 91501 | | POSTAGE | 681 | 497 | 1,000 | 1,000 | 1,000 | 1,000 |
| 91601 | | PRINTING & PUBLICATIONS | 154 | 53 | 200 | 200 | 200 | 200 |
| 92801 | | PROFESSIONAL SERVICES | 1,501 | 3,542 | - | 500 | 500 | 500 |
| 92802 | | PROFESSIONAL CONFERENCE | 433 | 689 | 2,150 | 2,150 | 2,150 | 2,150 |
| 92804 | | PRE-EMPLOYMENT TESTING | - | - | - | 1,500 | 1,500 | 1,500 |

**LINCOLN COUNTY, OREGON
ANNUAL BUDGET
FY 2011-12**

| | | GENERAL FUND (101) PERSONNEL (950) | | | | | |
|--------|----------------------------|---|---------|---------|--------------------|--------------------|-------------------|
| OBJECT | # FTE | 2008-09 | 2009-10 | 2010-11 | 2011-12 | 2011-12 | 2011-12 |
| | | ACTUAL | ACTUAL | BUDGET | PROPOSED BUDGET | APPROVED BUDGET | ADOPTED BUDGET |
| 92901 | MEMBERSHIP FEES & DUES | 160 | 320 | 320 | 320 | 320 | 320 |
| 93301 | MAINTENANCE AGREEMENTS | 8,500 | 6,400 | 7,400 | 12,900 | 12,900 | 12,900 |
| 93901 | CONTRACTUAL SERVICES | 120 | 458 | - | - | - | - |
| 93902 | WORKSITE WELLNESS/CIS GR | - | - | 5,070 | - | - | 4,000 |
| 94101 | OFFICE SUPPLIES | 1,736 | 817 | 1,396 | 1,396 | 1,396 | 1,396 |
| 94102 | FURNITURE & EQUIPMENT | 3,510 | (734) | 700 | 700 | 700 | 700 |
| 94201 | PRINT SHOP | 3,043 | 3,091 | 2,500 | 2,500 | 2,500 | 2,500 |
| 94210 | USAGE FEES | 2,326 | 3,893 | 5,500 | - | - | - |
| 95101 | MED/LAB/XRAY | 1,302 | 641 | 800 | 800 | 800 | 800 |
| 95201 | EDUCATION & LIBRARY | 160 | 111 | 250 | 250 | 250 | 250 |
| 95202 | CONTINUING EDUCATION | 35 | - | 250 | 250 | 250 | 250 |
| 95203 | EMPLOYEE TRAINING / PERS | 1,638 | 517 | 650 | 650 | 650 | 650 |
| 95901 | OTHER SUPPLIES | 278 | 225 | - | 400 | 400 | 400 |
| 95902 | ALL OTHER / HEALTH IMPRO | 5,952 | 1,602 | 500 | 500 | 500 | 500 |
| 95903 | SPECIAL EVENTS | 1,063 | 191 | 2,500 | 2,500 | 2,500 | 2,500 |
| | TOTAL MATERIALS & SERVICES | 35,044 | 25,907 | 35,486 | 32,816 | 32,816 | 36,816 |
| | TOTAL EXPENDITURES | 251,950 | 233,418 | 282,485 | 301,178 | 301,178 | 305,178 |

LINCOLN COUNTY, OREGON

GENERAL FUND (101)

DEPARTMENT: OTHER REQUIREMENTS (991)

A GENERAL GOVERNMENT PROGRAM

OBJECTIVES: To budget and provide proper administration for lease payments, unappropriated ending balance, and contingency; to budget and account for county memberships and dues, insurances and miscellaneous other items not within a department.

WORK PLAN SUMMARY: Maintain a prudent level of contingency to meet emergencies and/or unexpected needs. Maintain a prudent un-appropriated ending fund balance to insure the ability to meet county cash flow needs from July 1 until property tax turnovers occur in late November.

REVENUE AND EXPENDITURE SUMMARY

| | Actual <u>2008-09</u> | Actual <u>2009-10</u> | Budgeted <u>2010-11</u> | Proposed <u>2011-12</u> | Approved <u>2011-12</u> | Adopted <u>2011-12</u> |
|---------------------------------|--------------------------|--------------------------|----------------------------|----------------------------|----------------------------|---------------------------|
| Total Revenues | 8,190,271 | 3,911,986 | 2,397,975 | 6,396,792 | 6,396,792 | 6,396,792 |
| Materials & Services | 134,817 | 63,152 | 93,562 | 303,512 | 303,512 | 303,512 |
| Capital Outlay | 1,368,037 | 740,065 | 120,000 | 1,310,000 | 1,310,000 | 1,310,000 |
| Transfers | 0 | 0 | 0 | 0 | 0 | 0 |
| Other Requirements | 461,956 | 471,900 | 471,094 | 471,688 | 471,688 | 471,688 |
| Contingency | | | 1,012,924 | 1,349,137 | 1,257,646 | 1,176,146 |
| Unappropriated | | | 1,642,072 | 2,762,426 | 2,762,426 | 2,762,426 |
| Total Expenditures | 1,964,810 | 1,275,117 | 3,339,652 | 6,196,763 | 6,105,272 | 6,023,772 |

EFFECTIVENESS INDICATORS: Planned expenditures and transfers executed in a timely manner with proper accounting and documentation, consistent with established Board policies and procedures.

INTERRELATIONSHIPS: Work with federal, state, non-profit and not-for-profit agencies to meet the needs of the citizens of the county by providing matching funds for programs when possible and by cooperating and participating in intergovernmental associations.

LINCOLN COUNTY, OREGON
ANNUAL BUDGET
FY 2011-12

| GENERAL FUND (101) GENERAL GOVERNMENT - OTHER (991) | | | | | | |
|--|-------------------|-------------------|-------------------|-------------------------------|-------------------------------|------------------------------|
| OBJECT | 2008-09 ACTUAL | 2009-10 ACTUAL | 2010-11 BUDGET | 2011-12 PROPOSED BUDGET | 2011-12 APPROVED BUDGET | 2011-12 ADOPTED BUDGET |
| <u>REVENUE</u> | | | | | | |
| 33153 | 6,892 | 4,541 | - | - | - | - |
| 34712 | - | - | - | 275,475 | 275,475 | 275,475 |
| 36650 | - | 133 | - | - | - | - |
| 36711 | 12,284 | 4,959 | 15,000 | 15,000 | 15,000 | 15,000 |
| 36777 | 140,542 | - | - | - | - | - |
| 36990 | - | - | 150 | - | - | - |
| 39100 | - | - | - | 1,000,000 | 1,000,000 | 1,000,000 |
| 39214 | - | 204,016 | - | - | - | - |
| 39220 | - | 107,199 | - | - | - | - |
| 40000 | 7,469,514 | 3,591,138 | 2,382,825 | 5,106,317 | 5,106,317 | 5,106,317 |
| TOTAL REVENUE | 7,629,232 | 3,911,986 | 2,397,975 | 6,396,792 | 6,396,792 | 6,396,792 |
| <u>EXPENDITURES</u> | | | | | | |
| MATERIALS & SERVICES | | | | | | |
| 91102 | (256,367) | (275,733) | (288,650) | - | - | - |
| 91401 | (10,508) | 28,674 | 10,000 | 10,000 | 10,000 | 10,000 |
| 91501 | 2,602 | 974 | 8,000 | - | - | - |
| 91601 | - | - | - | - | - | - |
| 92901 | (343) | 493 | 2,500 | 2,500 | 2,500 | 2,500 |
| 92902 | 8,500 | 8,500 | 8,500 | 8,500 | 8,500 | 8,500 |
| 92903 | 15,756 | 16,012 | 16,012 | 16,012 | 16,012 | 16,012 |
| 92904 | 5,598 | 17,695 | 12,000 | 16,000 | 16,000 | 16,000 |
| 92905 | 6,386 | 10,043 | 6,500 | 10,000 | 10,000 | 10,000 |
| 92906 | 888 | 888 | 950 | 950 | 950 | 950 |
| 92907 | 985 | 6,819 | 15,000 | 15,000 | 15,000 | 15,000 |
| 92909 | 300 | - | 200 | 200 | 200 | 200 |
| 92911 | - | - | - | 1,000 | 1,000 | 1,000 |
| 92913 | 472 | 943 | 1,200 | - | - | - |
| 92918 | 5,471 | 4,529 | - | - | - | - |
| 93901 | 226 | 263 | 1,000 | 5,000 | 5,000 | 5,000 |
| 93922 | 74,650 | 2,800 | 2,600 | 1,600 | 1,600 | 1,600 |
| 95801 | - | - | - | - | - | - |
| 95903 | - | - | - | - | - | - |
| 96101 | 700 | 700 | 750 | 750 | 750 | 750 |
| 96301 | 245,678 | 216,908 | 230,000 | 180,000 | 180,000 | 180,000 |
| 96302 | 16,094 | 19,390 | 25,000 | 9,000 | 9,000 | 9,000 |
| 96703 | 2,500 | - | 17,000 | 17,000 | 17,000 | 17,000 |
| 96901 | 15,229 | 3,254 | 25,000 | 10,000 | 10,000 | 10,000 |
| TOTAL MATERIALS & SERVICES | 134,817 | 63,152 | 93,562 | 303,512 | 303,512 | 303,512 |

LINCOLN COUNTY, OREGON
ANNUAL BUDGET
FY 2011-12

| GENERAL FUND (101) GENERAL GOVERNMENT - OTHER (991) | | | | | | |
|--|-------------------|-------------------|-------------------|-------------------------------|-------------------------------|------------------------------|
| OBJECT | 2008-09 ACTUAL | 2009-10 ACTUAL | 2010-11 BUDGET | 2011-12 PROPOSED BUDGET | 2011-12 APPROVED BUDGET | 2011-12 ADOPTED BUDGET |
| CAPITAL OUTLAY | | | | | | |
| 98302 VEHICLE REPLACEMENT | 155,156 | - | 120,000 | 310,000 | 310,000 | 310,000 |
| 98801 STRUCTURES | 347,934 | - | - | - | - | - |
| 98825 NETWORK COMPUTER/LEASE P | 864,947 | 740,065 | - | - | - | - |
| 98826 PROPERTY PURCHASE | - | - | - | 1,000,000 | 1,000,000 | 1,000,000 |
| TOTAL CAPITAL OUTLAY | 1,368,037 | 740,065 | 120,000 | 1,310,000 | 1,310,000 | 1,310,000 |
| TOTAL GENERAL GOVT - OTHER EXPENDITURES | 1,502,854 | 803,217 | 213,562 | 1,613,512 | 1,613,512 | 1,613,512 |
| DEBT SERVICE | | | | | | |
| 99104 LOAN PRINCIPAL PAYMENT | 461,956 | 414,000 | 429,000 | 446,000 | 446,000 | 446,000 |
| 99105 LOAN INTEREST PAYMENT | - | 57,900 | 42,096 | 25,688 | 25,688 | 25,688 |
| TOTAL DEBT SERVICE | 461,956 | 471,900 | 471,096 | 471,688 | 471,688 | 471,688 |
| ENDING BALANCE | | | | | | |
| 99501 CONTINGENCY | - | - | 1,012,924 | 1,349,137 | 1,257,646 | 1,176,146 |
| 99601 UNAPPR. ENDING BALANCE | - | - | 600,000 | 1,500,000 | 1,500,000 | 1,500,000 |
| 99603 COMPENSATED ABSENCE RESERVE | - | - | 1,042,072 | 1,262,426 | 1,262,426 | 1,262,426 |
| TOTAL ENDING BALANCE | - | - | 2,654,996 | 4,111,563 | 4,020,072 | 3,938,572 |

LINCOLN COUNTY, OREGON
ANNUAL BUDGET
FY 2011-12

| GENERAL FUND (101) PUBLIC SAFETY SUMMARY | | | | | | | | |
|---|--------|--|-------------------|-------------------|-------------------|-------------------------------|-------------------------------|------------------------------|
| DEPT # | # FTE* | | 2008-09 ACTUAL | 2009-10 ACTUAL | 2010-11 BUDGET | 2011-12 PROPOSED BUDGET | 2011-12 APPROVED BUDGET | 2011-12 ADOPTED BUDGET |
| 011 | 0.75 | DRUG COURT | 174,852 | 165,566 | 186,021 | 185,341 | 185,341 | 185,341 |
| 124 | 2.75 | PAROLE & PROBATION (P&P) - WORK CREW | 304,784 | 265,346 | 312,058 | 300,865 | 300,865 | 300,865 |
| 126 | 9.80 | P&P - COMMUNITY CORRECTIONS | 1,153,655 | 1,133,373 | 1,326,135 | 1,311,265 | 1,311,265 | 1,311,265 |
| 127 | 0.50 | P&P - ELECTRONIC HOME DETENTION | 39,000 | 30,233 | 63,087 | 58,290 | 58,290 | 58,290 |
| 130 | 15.30 | DISTRICT ATTORNEY (DA) | 1,348,661 | 1,236,861 | 1,397,945 | 1,488,955 | 1,488,955 | 1,488,955 |
| 131 | - | DA - MAJOR CRIME TEAM | - | 260 | 1,594 | 1,541 | 1,541 | 1,541 |
| 132 | 1.65 | DA - DOMESTIC VIOLENCE RESPONSE-OVW GRANT | 208,369 | 192,794 | 219,241 | 222,538 | 222,538 | 222,538 |
| 134 | - | DA - MEDICAL EXAMINER | 36,504 | 44,061 | 46,000 | 46,000 | 46,000 | 46,000 |
| 135 | 2.70 | DA - SUPPORT ENFORCEMENT | 212,801 | 235,472 | 303,062 | 226,244 | 226,244 | 226,244 |
| 136 | - | DA - SNLH BYRNE GRANT | - | 5,107 | 9,986 | 5,000 | 5,000 | 5,000 |
| 137 | 1.00 | DA - DRUG ENFORCEMENT | 101,409 | 96,521 | 107,734 | 114,961 | 114,961 | 114,961 |
| 140 | 1.00 | DA - RURAL LAW ENFORCEMENT I | - | 66,884 | 123,381 | 61,568 | 61,568 | 61,568 |
| 141 | 1.00 | DA - RURAL LAW ENFORCEMENT II | - | 43,029 | 87,704 | 91,507 | 91,507 | 97,507 |
| 150 | - | DA - VICTIM'S ASSISTANCE PROGRAM | 15,460 | 26,354 | 21,558 | 40,359 | 40,359 | 40,359 |
| 155 | 1.00 | DA - VOCA GRANT | 45,715 | 43,061 | 60,725 | 71,819 | 71,819 | 71,819 |
| 159 | - | DA - CRIMINAL FORFEITURE | - | - | 11,700 | 10,214 | 10,214 | 10,214 |
| 204 | 4.00 | SHERIFF ADMINISTRATION | 521,762 | 563,102 | 544,808 | 579,734 | 579,734 | 579,734 |
| 206 | 4.50 | SHERIFF - CIVIL/RECORDS | 407,552 | 408,931 | 400,710 | 418,121 | 418,121 | 418,121 |
| 209 | - | SHERIFF - PATROL GRANTS | - | 22,898 | 39,536 | 41,536 | 41,536 | 41,536 |
| 210 | 20.00 | SHERIFF - PATROL/INVESTIGATIONS | 2,754,827 | 2,579,419 | 2,596,157 | 2,723,068 | 2,723,068 | 2,723,068 |
| 211 | 2.00 | SHERIFF - BOAT PATROL | 266,432 | 255,021 | 271,062 | 283,538 | 283,538 | 283,538 |
| 214 | 2.50 | SHERIFF - WALDPOR CONTRACT | 301,894 | 298,263 | 317,556 | 332,701 | 332,701 | 332,701 |
| 285 | 1.00 | SHERIFF - FOREST CONTRACT | 96,148 | 98,452 | 99,044 | 106,050 | 106,050 | 106,050 |
| 290 | - | SHERIFF - EMERGENCY SERVICES | 313,192 | 47,884 | 89,880 | 92,137 | 181,277 | 181,277 |
| 610 | 41.00 | SHERIFF - COUNTY JAIL | 4,666,762 | 4,144,532 | 4,459,117 | 4,844,587 | 4,844,587 | 4,844,587 |
| 611 | 5.00 | SHERIFF - JAIL & JUVENILE DETENTION HEALTH | 588,757 | 658,755 | 625,719 | 657,177 | 657,177 | 657,177 |
| 612 | 3.00 | SHERIFF - RURAL LAW ENFORCEMENT III | - | 79,137 | 227,439 | 240,467 | 240,467 | 240,467 |
| 640 | 19.05 | JUVENILE DETENTION/SHELTER | 1,852,255 | 1,906,880 | 1,852,484 | 1,926,226 | 1,926,226 | 1,926,226 |
| 992 | - | OTHER PUBLIC SAFETY | 526,328 | 593,769 | 2,150,919 | 1,433,472 | 1,433,472 | 1,443,472 |
| 992 | - | TRANSFER TO DOG LICENSE FUND | 229,872 | - | - | - | - | - |
| 128 | - | P&P - HEALTHY FAMILY (closed) | 79,623 | 18,301 | - | - | - | - |
| 133 | - | CHILDREN'S ADVOCACY CENTER (CAC) (closed) | 21,195 | - | - | - | - | - |
| 157 | - | DA - VOCA PROJECT GRANT (closed) | 53,350 | 2,670 | - | - | - | - |
| 160 | - | DA - VAWA GRANT (closed) | 55,349 | 50,872 | - | - | - | - |
| 213 | - | SHERIFF - ANIMAL CONTROL (closed) | 157,860 | 127,038 | - | - | - | - |
| 641 | - | JUVENILE - COMMUNITY SERVICE (closed) | 75,580 | - | - | - | - | - |
| 645 | - | TEEN COURT (closed) | 85,485 | - | - | - | - | - |
| 139.50 | | TOTAL PUBLIC SAFETY | 16,695,433 | 15,440,846 | 17,952,362 | 17,915,281 | 18,004,421 | 18,020,421 |
| PUBLIC SAFETY BY CATEGORY | | | | | | | | |
| | | TOTAL REVENUE | 4,639,581 | 5,253,702 | 7,150,842 | 6,091,367 | 6,124,016 | 6,130,016 |
| | | EXPENDITURES: | | | | | | |
| | | PERSONAL SERVICES | 13,439,825 | 12,422,557 | 13,257,559 | 13,680,538 | 13,769,678 | 13,775,678 |
| | | MATERIALS & SERVICES | 3,010,682 | 2,935,962 | 4,474,803 | 3,756,243 | 3,756,243 | 3,756,243 |
| | | CAPITAL EXPENDITURES | 15,054 | 82,327 | 220,000 | 478,500 | 478,500 | 488,500 |
| | | TRANSFERS | 229,872 | - | - | - | - | - |
| | | TOTAL PUBLIC SAFETY EXPENDITURES | 16,695,433 | 15,440,846 | 17,952,362 | 17,915,281 | 18,004,421 | 18,020,421 |

*Does not include "Temporary Employees"

LINCOLN COUNTY, OREGON

GENERAL FUND (101)

DEPARTMENT: DRUG COURT (011)

A PUBLIC SAFETY PROGRAM

OBJECTIVE: To break the cycle of drug addiction and thereby reduce crime and save lives and families by providing evidence-based treatment and accountability. The Lincoln County Drug Court Program is a part of the Lincoln County Meth Initiative begun in 2000 (see Fund 218-818 for further explanation), and moved from County Counsel to the District Attorney’s Office in January of 2009. The target population of the Program is meth addicted mothers, but other persons are also admitted.

FUNDING: The current source of finding is a state grant and a federal grant administered through the state.

REVENUE AND EXPENDITURE SUMMARY

| | <u>Actual</u> <u>2008-09</u> | <u>Actual</u> <u>2009-10</u> | <u>Budgeted</u> <u>2010-11</u> | <u>Proposed</u> <u>2011-12</u> | <u>Approved</u> <u>2011-12</u> | <u>Adopted</u> <u>2011-12</u> |
|---------------------------------|---------------------------------|---------------------------------|-----------------------------------|-----------------------------------|-----------------------------------|----------------------------------|
| Total Revenues | 177,072 | 146,260 | 185,341 | 185,341 | 185,341 | 185,341 |
| Personal Services | 74,836 | 68,239 | 87,140 | 73,165 | 73,165 | 73,165 |
| Materials & Services | 100,016 | 97,325 | 98,881 | 112,176 | 112,176 | 112,176 |
| Total Expenditures | 174,852 | 165,564 | 186,021 | 185,341 | 185,341 | 185,341 |
| Full-Time Positions | 1.00 | 1.00 | 0.75 | 0.75 | 0.75 | 0.75 |

EFFECTIVENESS INDICATORS: Clean and sober parents and other addicts in recovery, and less recidivism as a result.

INTERRELATIONSHIPS: Lincoln County Circuit Court; Community Corrections; Trueman Center; Reconnections; Siletz Tribal A&D; Department of Human Services (DHS); Lincoln County Health and Human Services Department; Lincoln County Sheriff’s Office; defense attorneys.

LINCOLN COUNTY, OREGON
ANNUAL BUDGET
FY 2011-12

| | | GENERAL FUND (101) DRUG COURT (011) | | | | | |
|----------------------------|-------|--|-------------------|-------------------|-------------------------------|-------------------------------|------------------------------|
| OBJECT | # FTE | 2008-09 ACTUAL | 2009-10 ACTUAL | 2010-11 BUDGET | 2011-12 PROPOSED BUDGET | 2011-12 APPROVED BUDGET | 2011-12 ADOPTED BUDGET |
| <u>REVENUE</u> | | | | | | | |
| 33226 | | 106,469 | 86,128 | 100,000 | 100,000 | 100,000 | 100,000 |
| 33227 | | 70,603 | 60,132 | 85,341 | 85,341 | 85,341 | 85,341 |
| TOTAL REVENUE | | 177,072 | 146,260 | 185,341 | 185,341 | 185,341 | 185,341 |
| <u>EXPENDITURES</u> | | | | | | | |
| PERSONAL SERVICES | | | | | | | |
| SALARIES | | | | | | | |
| 90301 | 0.75 | 52,517 | 45,782 | 59,890 | 48,298 | 48,298 | 48,298 |
| TOTAL SALARIES | | 52,517 | 45,782 | 59,890 | 48,298 | 48,298 | 48,298 |
| BENEFITS & BURDENS | | | | | | | |
| 90801 | | 3,918 | 3,433 | 4,582 | 3,695 | 3,695 | 3,695 |
| 90802 | | 5,777 | 5,036 | 6,588 | 5,313 | 5,313 | 5,313 |
| 90804 | | 7,847 | 9,207 | 13,163 | 11,097 | 11,097 | 11,097 |
| 90805 | | 841 | 1,007 | 1,374 | 1,134 | 1,134 | 1,134 |
| 90806 | | 33 | 42 | 72 | 54 | 54 | 54 |
| 90807 | | 88 | 106 | 141 | 106 | 106 | 106 |
| 90808 | | 2,837 | 2,525 | 132 | 2,019 | 2,019 | 2,019 |
| 90809 | | 455 | 590 | 1,198 | 966 | 966 | 966 |
| 90811 | | 523 | 513 | - | 483 | 483 | 483 |
| TOTAL BENEFITS & BURDENS | | 22,319 | 22,459 | 27,250 | 24,867 | 24,867 | 24,867 |
| TOTAL PERSONAL SERVICES | | 74,836 | 68,241 | 87,140 | 73,165 | 73,165 | 73,165 |
| MATERIALS & SERVICES | | | | | | | |
| 91101 | | 185 | - | - | - | - | - |
| 92802 | | 3,769 | 248 | 90,000 | 97,692 | 97,692 | 97,692 |
| 95101 | | 18,484 | 16,370 | 7,881 | 12,000 | 12,000 | 12,000 |
| 95901 | | - | - | 1,000 | 2,484 | 2,484 | 2,484 |
| 95902 | | 77,578 | 80,707 | - | - | - | - |
| TOTAL MATERIALS & SERVICES | | 100,016 | 97,325 | 98,881 | 112,176 | 112,176 | 112,176 |
| TOTAL EXPENDITURES | | 174,852 | 165,566 | 186,021 | 185,341 | 185,341 | 185,341 |

LINCOLN COUNTY, OREGON

GENERAL FUND (101)

DEPARTMENT: WORK CREW (124)

A PUBLIC SAFETY PROGRAM

OBJECTIVE: To provide a structure where out of custody offenders can perform labor intensive work that is a benefit to Lincoln County’s community. Courts, as well as Parole and Probation refer offenders to this program as an alternative to jail, fines, as part of their sentence or as a sanction.

WORK PLAN SUMMARY: Offenders meeting the work crew criteria are assigned a date and time to report to work crew. Crew members meet the work crew van and are closely monitored by the Work Crew Supervisor. After offenders complete a full day of work they are returned to the pick up location. All breaks and lunch are taken on-site and meals are the offender’s responsibility.

REVENUE AND EXPENDITURE SUMMARY

| | <u>Actual</u> <u>2008-09</u> | <u>Actual</u> <u>2009-10</u> | <u>Budgeted</u> <u>2010-11</u> | <u>Proposed</u> <u>2011-12</u> | <u>Approved</u> <u>2011-12</u> | <u>Adopted</u> <u>2011-12</u> |
|----------------------|---------------------------------|---------------------------------|-----------------------------------|-----------------------------------|-----------------------------------|----------------------------------|
| Total Revenues | 169,106 | 262,595 | 250,800 | 277,200 | 277,200 | 277,200 |
| Personal Services | 246,284 | 224,369 | 270,658 | 251,617 | 251,617 | 251,617 |
| Materials & Services | 58,500 | 40,976 | 41,400 | 49,248 | 49,248 | 49,248 |
| Total Expenditures | 304,784 | 265,345 | 312,058 | 300,865 | 300,865 | 300,865 |
| Full-Time Positions | 3.00 | 3.00 | 2.75 | 2.75 | 2.75 | 2.75 |

EFFECTIVENESS INDICATORS: Satisfactory completion of various projects and goals within appropriate time frames and within budget. Job skill development of offenders who are performing the work. Cost savings to the county as an alternative to incarceration in local jail.

INTERRELATIONSHIPS: Routing contacts are made with a large variety of federal, state and local agencies; Parole and Probation department, Road Department, County Parks, cities within the county and members of the community.

LINCOLN COUNTY, OREGON
ANNUAL BUDGET
FY 2011-12

| GENERAL FUND (101) | | | | | | | | |
|--------------------------------------|-------|----------------------------|-------------------|-------------------|-------------------|-------------------------------|-------------------------------|------------------------------|
| PAROLE & PROBATION - WORK CREW (124) | | | | | | | | |
| OBJECT | # FTE | | 2008-09 ACTUAL | 2009-10 ACTUAL | 2010-11 BUDGET | 2011-12 PROPOSED BUDGET | 2011-12 APPROVED BUDGET | 2011-12 ADOPTED BUDGET |
| <u>REVENUE</u> | | | | | | | | |
| 34173 | | COUNTY WORK CREW FEES | 169,106 | 262,595 | 250,800 | 277,200 | 277,200 | 277,200 |
| | | TOTAL REVENUE | 169,106 | 262,595 | 250,800 | 277,200 | 277,200 | 277,200 |
| <u>EXPENDITURES</u> | | | | | | | | |
| PERSONAL SERVICES | | | | | | | | |
| SALARIES | | | | | | | | |
| 90203 | 2.75 | WORK CREW FOREMAN | 141,337 | 134,536 | 106,563 | 138,042 | 138,042 | 138,042 |
| 90204 | - | P & P TECHNICIAN | 17,287 | - | - | - | - | - |
| 90205 | - | P & P TECHNICIAN | - | 8,277 | 68,453 | - | - | - |
| 90401 | | TEMPORARY EMPLOYEES | - | - | - | 29,277 | 29,277 | 29,277 |
| | | TOTAL SALARIES | 158,624 | 142,813 | 175,016 | 167,319 | 167,319 | 167,319 |
| BENEFITS & BURDENS | | | | | | | | |
| 90801 | | FICA | 11,335 | 10,131 | 13,389 | 12,800 | 12,800 | 12,800 |
| 90802 | | 401(K) RETIREMENT | 17,449 | 15,710 | 19,252 | 15,185 | 15,185 | 15,185 |
| 90804 | | HEALTH INSURANCE | 42,399 | 40,263 | 46,072 | 40,689 | 40,689 | 40,689 |
| 90805 | | DENTAL INSURANCE | 4,700 | 4,407 | 4,808 | 4,158 | 4,158 | 4,158 |
| 90806 | | LIFE INSURANCE | 222 | 183 | 252 | 198 | 198 | 198 |
| 90807 | | LTD INSURANCE | 544 | 461 | 494 | 388 | 388 | 388 |
| 90808 | | WORKER'S COMPENSATION | 8,858 | 8,072 | 7,245 | 6,994 | 6,994 | 6,994 |
| 90809 | | UNEMPLOYMENT | 1,511 | 1,735 | 3,500 | 3,346 | 3,346 | 3,346 |
| 90810 | | PEHP | 642 | 582 | 630 | 540 | 540 | 540 |
| 90811 | | DEFERRED COMPENSATION | - | 12 | - | - | - | - |
| | | TOTAL BENEFITS & BURDENS | 87,660 | 81,556 | 95,642 | 84,298 | 84,298 | 84,298 |
| | | TOTAL PERSONAL SERVICES | 246,284 | 224,369 | 270,658 | 251,617 | 251,617 | 251,617 |
| MATERIALS & SERVICES | | | | | | | | |
| 91102 | | MOTOR POOL | 36,888 | 24,885 | 19,000 | 21,900 | 21,900 | 21,900 |
| 91401 | | TELEPHONE | 390 | 552 | 900 | 900 | 900 | 900 |
| 93901 | | CONTRACTUAL SERVICES | 5,165 | 3,222 | 7,000 | 8,710 | 8,710 | 8,710 |
| 94101 | | OFFICE SUPPLIES | 174 | 78 | 200 | 200 | 200 | 200 |
| 94102 | | FURNITURE & EQUIP UNDER | 6,817 | 162 | - | - | - | - |
| 94103 | | OPERATING SUPPLIES | 2,854 | 3,759 | 7,200 | 10,438 | 10,438 | 10,438 |
| 95901 | | OTHER SUPPLIES | 164 | 1,525 | - | - | - | - |
| 96601 | | RENTALS OF SPACE | 6,048 | 6,794 | 7,100 | 7,100 | 7,100 | 7,100 |
| | | TOTAL MATERIALS & SERVICES | 58,500 | 40,977 | 41,400 | 49,248 | 49,248 | 49,248 |
| | | TOTAL EXPENDITURES | 304,784 | 265,346 | 312,058 | 300,865 | 300,865 | 300,865 |

LINCOLN COUNTY, OREGON

GENERAL FUND (101)

DEPARTMENT: COMMUNITY CORRECTIONS ADMINISTRATION (126)

A PUBLIC SAFETY PROGRAM

OBJECTIVE: To maximize the public's safety and protection by providing supervision of adult offenders who are in the Lincoln County community. Parole and probation services are primarily restricted to offenders who present an immediate public safety danger and are formally classified as "medium or high risk". To provide a cost-effective means of offender control in lieu of long-term prison or jail placement. To enhance long-term public safety by providing programs to support and aid in the transition and rehabilitation process.

WORK PLAN SUMMARY: Provide supervision and controls as authorized under law relevant to Parole, Post Prison, Probation, and local jail releases.

REVENUE AND EXPENDITURE SUMMARY

| | Actual <u>2008-09</u> | Actual <u>2009-10</u> | Budgeted <u>2010-11</u> | Proposed <u>2011-12</u> | Approved <u>2011-12</u> | Adopted <u>2011-12</u> |
|---------------------------------|--------------------------|--------------------------|----------------------------|----------------------------|----------------------------|---------------------------|
| Total Revenues | 1,072,696 | 1,367,695 | 1,364,966 | 1,364,862 | 1,364,862 | 1,364,862 |
| Personal Services | 869,099 | 825,906 | 954,164 | 917,655 | 917,655 | 917,655 |
| Materials & Services | 284,556 | 307,468 | 371,971 | 393,610 | 393,610 | 393,610 |
| Total Expenditures | 1,153,655 | 1,133,374 | 1,326,135 | 1,311,265 | 1,311,265 | 1,311,265 |
| Full-Time Positions | 12.00 | 12.00 | 12.00 | 10.55 | 10.55 | 10.55 |

EFFECTIVENESS INDICATORS: Recidivism; percentage of positive case closures; rate of high-risk cases to abscond; increase in restitution and fines to victims; intervention and controls for immediate public safety; feedback from community on performance and service satisfaction.

INTERRELATIONSHIPS: Entire Criminal Justice System: Municipal, City, County, State, Interstate Compact, and International Agents, Judges, District Attorneys, Police, Offenders, Probationers, Parolees, Board of Commissioners, County Offices, Victims, Supporting Agencies; Local and Statewide; etc.

BUDGET NOTE: Program is fully funded by the state and through supervision fees received from offenders as set forth by statute. The "cost-effectiveness" of the County's fiscal operation relies heavily upon the use of the Community Corrections program to offset costs associated with long-term incarcerations. Hidden savings are realized in the reduction of victimization and lessening of court and trial, etc., expense. Offender payments for restitution and financial obligations are bolstered.

LINCOLN COUNTY, OREGON
ANNUAL BUDGET
FY 2011-12

| GENERAL FUND (101) | | | | | | | | |
|--|-------|---------------------------|-------------------|-------------------|-------------------|-------------------------------|-------------------------------|------------------------------|
| PAROLE & PROBATION - COMMUNITY CORRECTIONS (126) | | | | | | | | |
| OBJECT | # FTE | | 2008-09 ACTUAL | 2009-10 ACTUAL | 2010-11 BUDGET | 2011-12 PROPOSED BUDGET | 2011-12 APPROVED BUDGET | 2011-12 ADOPTED BUDGET |
| <u>REVENUE</u> | | | | | | | | |
| 33309 | | COMMUNITY CORRECTIONS ACT | 935,223 | 1,074,506 | 1,083,550 | 1,043,467 | 1,043,467 | 1,043,467 |
| 34126 | | SUPERVISORY FEES | 135,963 | 131,817 | 125,000 | 186,100 | 186,100 | 186,100 |
| 36990 | | ALL OTHER MISC. REVENUE | 1,510 | 125 | 500 | 500 | 500 | 500 |
| 40000 | | BEGINNING BALANCE | - | 161,247 | 155,916 | 134,795 | 134,795 | 134,795 |
| | | TOTAL REVENUE | 1,072,696 | 1,367,695 | 1,364,966 | 1,364,862 | 1,364,862 | 1,364,862 |
| <u>EXPENDITURES</u> | | | | | | | | |
| PERSONAL SERVICES | | | | | | | | |
| SALARIES | | | | | | | | |
| 90201 | 0.70 | DIRECTOR | 82,371 | 79,885 | 85,205 | 65,780 | 65,780 | 65,780 |
| 90202 | 1.00 | OFFICE MANAGER | 40,835 | 39,585 | 44,365 | 46,610 | 46,610 | 46,610 |
| 90204 | 1.00 | PAROLE & PROBATION SUPER | 112,879 | 65,384 | 71,231 | 74,836 | 74,836 | 74,836 |
| 90205 | 0.50 | P & P TECHNICIAN | - | 28,365 | 20,539 | 21,579 | 21,579 | 21,579 |
| 90301 | 5.60 | PAROLE/PROBATION OFFICER | 313,884 | 301,094 | 363,260 | 324,531 | 324,531 | 324,531 |
| 90302 | 1.00 | OFFICE ASSISTANT | 39,089 | 37,403 | 42,473 | 44,622 | 44,622 | 44,622 |
| 90401 | | TEMPORARY EMPLOYEES | - | - | 600 | 600 | 600 | 600 |
| 90501 | | OVERTIME | - | - | 2,500 | 2,500 | 2,500 | 2,500 |
| 90504 | | EXCHANGE TIME PAYOFF | 171 | - | - | 20,000 | 20,000 | 20,000 |
| | 9.80 | TOTAL SALARIES | 589,229 | 551,716 | 630,173 | 601,058 | 601,058 | 601,058 |
| BENEFITS & BURDENS | | | | | | | | |
| 90801 | | FICA | 43,265 | 40,531 | 48,208 | 45,981 | 45,981 | 45,981 |
| 90802 | | 401(K) RETIREMENT | 64,466 | 60,525 | 69,253 | 66,050 | 66,050 | 66,050 |
| 90804 | | HEALTH INSURANCE | 112,540 | 115,916 | 142,824 | 145,001 | 145,001 | 145,001 |
| 90805 | | DENTAL INSURANCE | 12,460 | 12,661 | 14,905 | 14,818 | 14,818 | 14,818 |
| 90806 | | LIFE INSURANCE | 654 | 586 | 781 | 706 | 706 | 706 |
| 90807 | | LTD INSURANCE | 1,599 | 1,469 | 1,530 | 1,382 | 1,382 | 1,382 |
| 90808 | | WORKER'S COMPENSATION | 34,166 | 30,472 | 25,966 | 25,125 | 25,125 | 25,125 |
| 90809 | | UNEMPLOYMENT | 5,442 | 6,156 | 12,603 | 12,025 | 12,025 | 12,025 |
| 90810 | | PEHP | 1,803 | 1,706 | 1,650 | 1,290 | 1,290 | 1,290 |
| 90811 | | DEFERRED COMPENSATION | 3,475 | 4,167 | 6,271 | 4,219 | 4,219 | 4,219 |
| | | TOTAL BENEFITS & BURDENS | 279,870 | 274,189 | 323,991 | 316,597 | 316,597 | 316,597 |
| | | TOTAL PERSONAL SERVICES | 869,099 | 825,905 | 954,164 | 917,655 | 917,655 | 917,655 |
| MATERIALS & SERVICES | | | | | | | | |
| 91101 | | TRAVEL REIMBURSEMENT | 1,558 | 1,987 | 8,000 | 2,000 | 2,000 | 2,000 |
| 91102 | | MOTOR POOL | 35,172 | 31,211 | 32,700 | 24,200 | 24,200 | 24,200 |
| 91201 | | MEALS & LODGING | 1,531 | 2,517 | 5,000 | 2,500 | 2,500 | 2,500 |
| 91401 | | TELEPHONE | 9,615 | 10,030 | 17,000 | 10,000 | 10,000 | 10,000 |
| 91501 | | POSTAGE | 4,480 | 4,349 | 6,000 | 4,000 | 4,000 | 4,000 |
| 91601 | | PRINTING & PUBLICATIONS | 91 | 76 | 200 | 200 | 200 | 200 |

LINCOLN COUNTY, OREGON
ANNUAL BUDGET
FY 2011-12

| GENERAL FUND (101) | | | | | | | |
|--|----------------------------|-------------------|-------------------|-------------------|-------------------------------|-------------------------------|------------------------------|
| PAROLE & PROBATION - COMMUNITY CORRECTIONS (126) | | | | | | | |
| OBJECT | # FTE | 2008-09 ACTUAL | 2009-10 ACTUAL | 2010-11 BUDGET | 2011-12 PROPOSED BUDGET | 2011-12 APPROVED BUDGET | 2011-12 ADOPTED BUDGET |
| 92001 | UTILITIES | 6,335 | 8,222 | 8,258 | 7,000 | 7,000 | 7,000 |
| 92004 | RECYCLING/HAZARDOUS WASTE | 1,681 | 2,386 | 1,272 | 2,200 | 2,200 | 2,200 |
| 92101 | EQUIPMENT REPAIR | 10 | - | 100 | 100 | 100 | 100 |
| 92801 | PROFESSIONAL SERVICES | 1,906 | 1,881 | 1,700 | 1,800 | 1,800 | 1,800 |
| 92802 | PROFESSIONAL CONFERENCE | 1,177 | 100 | 2,400 | 2,400 | 2,400 | 2,400 |
| 92901 | MEMBERSHIP FEES & DUES | 994 | 970 | 1,800 | 1,800 | 1,800 | 1,800 |
| 93901 | CONTRACTUAL SERVICES | 12,636 | 17,364 | 61,000 | 45,000 | 45,000 | 45,000 |
| 93910 | CLIENT SUBSIDY | 499 | 1,046 | 4,659 | 4,444 | 4,444 | 4,444 |
| 93911 | M 57 FUND | - | 7,346 | - | 49,200 | 49,200 | 49,200 |
| 93912 | AIP PROGRAM EXPENSES | 11,462 | 10,333 | 10,544 | 7,135 | 7,135 | 7,135 |
| 94101 | OFFICE SUPPLIES | 4,116 | 3,196 | 3,400 | 5,000 | 5,000 | 5,000 |
| 94102 | FURNITURE & EQUIP. UNDER | 822 | - | 3,000 | - | - | - |
| 94103 | OPERATING SUPPLIES | 3,435 | 2,520 | 3,000 | 5,000 | 5,000 | 5,000 |
| 94201 | PRINT SHOP | 544 | 851 | 650 | 1,100 | 1,100 | 1,100 |
| 94210 | COPIER SVCS | 2,361 | 1,691 | 1,540 | 1,540 | 1,540 | 1,540 |
| 95101 | MED/LAB/XRAY | 8,200 | 8,883 | 17,600 | 17,000 | 17,000 | 17,000 |
| 95102 | MEDICAL SUPPLIES | 2,352 | 2,087 | 1,100 | 1,100 | 1,100 | 1,100 |
| 95103 | PHYSICAL EXAMINATIONS | - | - | 1,000 | - | - | - |
| 95201 | EDUCATION & LIBRARY | - | - | 350 | 350 | 350 | 350 |
| 95202 | CONTINUING EDUCATION | - | 600 | 177 | 600 | 600 | 600 |
| 95901 | OTHER SUPPLIES | 55 | 20 | - | - | - | - |
| 95904 | AMMUNITION/FIREARMS | 54 | 2,177 | 3,500 | 3,500 | 3,500 | 3,500 |
| 95908 | SPECIAL PROJECT | - | - | - | 25,000 | 25,000 | 25,000 |
| 96601 | RENTALS OF SPACE | 46,482 | 65,433 | 55,000 | 48,200 | 48,200 | 48,200 |
| 96702 | RENTAL OF EQUIPMENT | 1,207 | 1,276 | 1,080 | 1,300 | 1,300 | 1,300 |
| 96901 | INDIRECT COST | 125,781 | 118,916 | 119,941 | 119,941 | 119,941 | 119,941 |
| | TOTAL MATERIALS & SERVICES | 284,556 | 307,468 | 371,971 | 393,610 | 393,610 | 393,610 |
| | TOTAL EXPENDITURES | 1,153,655 | 1,133,373 | 1,326,135 | 1,311,265 | 1,311,265 | 1,311,265 |

LINCOLN COUNTY, OREGON

GENERAL FUND (101)

DEPARTMENT: ELECTRONIC HOME DETENTION PROJECT (127)

A PUBLIC SAFETY PROGRAM

OBJECTIVE: To maximize the public's safety and protection by providing electronic supervision of adult offenders who are in the Lincoln County community as an alternative to jail.

WORK PLAN SUMMARY: Providing electronic home detention and movement tracking by using global positioning satellite equipment.

REVENUE AND EXPENDITURE SUMMARY

| | <u>Actual</u> <u>2008-09</u> | <u>Actual</u> <u>2009-10</u> | <u>Budgeted</u> <u>2010-11</u> | <u>Proposed</u> <u>2011-12</u> | <u>Approved</u> <u>2011-12</u> | <u>Adopted</u> <u>2011-12</u> |
|----------------------|---------------------------------|---------------------------------|-----------------------------------|-----------------------------------|-----------------------------------|----------------------------------|
| Total Revenues | 12,715 | 14,415 | 18,000 | 20,000 | 20,000 | 20,000 |
| Personal Services | 19,862 | 13,320 | 44,487 | 35,290 | 35,290 | 35,290 |
| Materials & Services | 19,138 | 16,914 | 18,600 | 23,000 | 23,000 | 23,000 |
| Total Expenditures | 39,000 | 30,234 | 63,087 | 58,290 | 58,290 | 58,290 |
| Full-Time Positions | 0.50 | 0.50 | 0.50 | 0.50 | 0.50 | 0.50 |

LINCOLN COUNTY, OREGON
ANNUAL BUDGET
FY 2011-12

| GENERAL FUND (101) | | | | | | | | |
|--|-------|----------------------------|---------|---------|---------|-----------------|-----------------|----------------|
| PAROLE & PROBATION - ELECTRONIC HOME DETENTION (127) | | | | | | | | |
| OBJECT | # FTE | | 2008-09 | 2009-10 | 2010-11 | 2011-12 | 2011-12 | 2011-12 |
| | | | ACTUAL | ACTUAL | BUDGET | PROPOSED BUDGET | APPROVED BUDGET | ADOPTED BUDGET |
| <u>REVENUE</u> | | | | | | | | |
| 34128 | | EHD FEES | 12,715 | 14,415 | 18,000 | 20,000 | 20,000 | 20,000 |
| | | TOTAL REVENUE | 12,715 | 14,415 | 18,000 | 20,000 | 20,000 | 20,000 |
| <u>EXPENDITURES</u> | | | | | | | | |
| PERSONAL SERVICES | | | | | | | | |
| SALARIES | | | | | | | | |
| 90204 | | P & P SUPERVISOR | 2,395 | - | - | - | - | - |
| 90205 | 0.50 | P & P TECHNICIAN | - | - | - | 21,579 | 21,579 | 21,579 |
| 90401 | | TEMPORARY EMPLOYEES | 14,491 | 11,406 | 39,096 | - | - | - |
| | | TOTAL SALARIES | 16,886 | 11,406 | 39,096 | 21,579 | 21,579 | 21,579 |
| BENEFITS & BURDENS | | | | | | | | |
| 90801 | | FICA | 1,265 | 873 | 2,991 | 1,651 | 1,651 | 1,651 |
| 90802 | | 401(K) RETIREMENT | 263 | - | - | 2,374 | 2,374 | 2,374 |
| 90804 | | HEALTH INSURANCE | 166 | - | - | 7,398 | 7,398 | 7,398 |
| 90805 | | DENTAL INSURANCE | 13 | - | - | 756 | 756 | 756 |
| 90806 | | LIFE INSURANCE | 2 | - | - | 36 | 36 | 36 |
| 90807 | | LTD INSURANCE | 5 | - | - | 72 | 72 | 72 |
| 90808 | | WORKER'S COMPENSATION | 1,088 | 831 | 1,618 | 902 | 902 | 902 |
| 90809 | | UNEMPLOYMENT | 160 | 210 | 782 | 432 | 432 | 432 |
| 90810 | | PEHP | 14 | - | - | 90 | 90 | 90 |
| | | TOTAL BENEFITS & BURDENS | 2,976 | 1,914 | 5,391 | 13,711 | 13,711 | 13,711 |
| | | TOTAL PERSONAL SERVICES | 19,862 | 13,320 | 44,487 | 35,290 | 35,290 | 35,290 |
| MATERIALS & SERVICES | | | | | | | | |
| 91102 | | MOTOR POOL | 2,062 | 1,706 | 1,500 | 900 | 900 | 900 |
| 91401 | | TELEPHONE | 302 | 246 | - | - | - | - |
| 91601 | | PRINTING & PUBLICATIONS | - | 47 | - | - | - | - |
| 93901 | | CONTRACTUAL SERVICES | 16,774 | 14,823 | 17,000 | 22,000 | 22,000 | 22,000 |
| 94101 | | OFFICE SUPPLIES | - | 3 | 100 | 100 | 100 | 100 |
| 94103 | | OPERATING SUPPLIES | - | 88 | - | - | - | - |
| | | TOTAL MATERIALS & SERVICES | 19,138 | 16,913 | 18,600 | 23,000 | 23,000 | 23,000 |
| | | TOTAL EXPENDITURES | 39,000 | 30,233 | 63,087 | 58,290 | 58,290 | 58,290 |

LINCOLN COUNTY, OREGON

GENERAL FUND (101)

DEPARTMENT: DISTRICT ATTORNEY (130)

A PUBLIC SAFETY PROGRAM

MISSION STATEMENT: The Lincoln County District Attorney's Office is committed to holding offenders accountable, providing services to victims of crime, and using teamwork, leadership, and collaboration to make Lincoln County a safer and better place to live.

ORGANIZATION: The District Attorney is a non-partisan elected official. The current District Attorney's Office budget consists of 15 separate accounts and funds. The primary revenue sources are the County General Fund and numerous state and federal grants.

Each year, the District Attorney's office reviews approximately 3,100 cases referred by local and state law enforcement agencies. In addition, there are approximately 500 active child support enforcement cases at any given time.

The staff of your District Attorney's office consists of eight Deputy District Attorneys, seven Legal Assistants, three Victim Advocates, two Child Support Caseworkers, one Investigator, a Records Technician, a Victim Assistance Program Manager, a Case Manager, an Office Manager a Chief Deputy District Attorney, and the District Attorney. This totals 27 jobs, or 25 FTE. Just over 16 FTE are paid through County General Fund. The remainder are paid through grants or other state and federal funds. The District Attorney's Office budget also includes professional contracts for medical examiner services, services for drug endangered children, and treatment services in conjunction with the drug court.

REVENUE AND EXPENDITURE SUMMARY

| | <u>Actual</u> <u>2008-09</u> | <u>Actual</u> <u>2009-10</u> | <u>Budgeted</u> <u>2010-11</u> | <u>Proposed</u> <u>2011-12</u> | <u>Approved</u> <u>2011-12</u> | <u>Adopted</u> <u>2011-12</u> |
|---------------------------------|---------------------------------|---------------------------------|-----------------------------------|-----------------------------------|-----------------------------------|----------------------------------|
| Total Revenues | 46,060 | 41,541 | 130,375 | 137,007 | 137,007 | 137,007 |
| Personal Services | 1,233,442 | 1,106,269 | 1,260,405 | 1,351,115 | 1,351,115 | 1,351,115 |
| Materials & Services | 115,219 | 130,591 | 137,540 | 137,840 | 137,840 | 137,840 |
| Total Expenditures | 1,348,661 | 1,236,860 | 1,397,945 | 1,488,955 | 1,488,955 | 1,488,955 |
| Full-Time Positions | 17.00 | 16.50 | 16.50 | 16.55 | 16.55 | 16.55 |

EFFECTIVENESS INDICATORS: 1) Number of cases reviewed and handled in a timely, efficient manner that holds offenders accountable and provides support for victims; and 2) functional and effective relationships with law enforcement and other key agency partners to promote and enhance public safety in Lincoln County.

INTERRELATIONSHIPS: Many. Here are just a few of the most regular interrelationships: Local and State law enforcement agencies; Lincoln County Circuit Court; Community Corrections; My Sister's Place; Juvenile Department; Domestic Violence Council; Crossroads; Department of Human Services (DHS); Lincoln Interagency Narcotics Team (LINT); Major Crime Team (MCT); Child Abuse Multi-Disciplinary Team (MDT); Major Crash Team (MCT); Sexual Abuse Response Team (SART); Elder Abuse Multi-Disciplinary Team (Elder Abuse MDT); Domestic Abuse Response Team (DART); and the Lincoln County Children's Advocacy Center (CAC).

LINCOLN COUNTY, OREGON
ANNUAL BUDGET
FY 2011-12

**GENERAL FUND (101)
DISTRICT ATTORNEY (130)**

| OBJECT | # FTE | | 2008-09 ACTUAL | 2009-10 ACTUAL | 2010-11 BUDGET | 2011-12 PROPOSED BUDGET | 2011-12 APPROVED BUDGET | 2011-12 ADOPTED BUDGET |
|----------------------|-------|---------------------------------|-------------------|-------------------|-------------------|-------------------------------|-------------------------------|------------------------------|
| <u>REVENUE</u> | | | | | | | | |
| 33150 | | DEPUTY DA SALARY REIMB | 6,783 | - | 87,375 | 91,507 | 91,507 | 91,507 |
| 34210 | | COPY SALES | 31,609 | 39,994 | 40,000 | 40,000 | 40,000 | 40,000 |
| 36650 | | REFUNDS & REIMBURSEMENTS | 7,480 | 1,547 | 2,000 | 2,000 | 2,000 | 2,000 |
| 36990 | | ALL OTHER MISCELLANEOUS | 188 | - | 1,000 | 3,500 | 3,500 | 3,500 |
| | | TOTAL REVENUE | 46,060 | 41,541 | 130,375 | 137,007 | 137,007 | 137,007 |
| <u>EXPENDITURES</u> | | | | | | | | |
| PERSONAL SERVICES | | | | | | | | |
| SALARIES | | | | | | | | |
| 90101 | 1.00 | DISTRICT ATTORNEY | 15,941 | 12,836 | 13,512 | 13,920 | 13,920 | 13,920 |
| 90201 | 1.00 | CHIEF DEPUTY DA | 62,704 | 72,970 | 82,216 | 86,272 | 86,272 | 86,272 |
| 90202 | 2.00 | OFFICE AND CASE MANAGERS | 54,315 | 48,586 | 54,467 | 95,549 | 95,549 | 95,549 |
| 90301 | 4.00 | DEPUTY DISTRICT ATTORNEY | 318,976 | 264,175 | 339,968 | 291,644 | 291,644 | 291,644 |
| 90302 | 1.00 | INVESTIGATOR | 56,996 | 55,120 | 61,789 | 64,915 | 64,915 | 64,915 |
| 90305 | 1.00 | DEPUTY DISTRICT ATTORNEY | - | 14,828 | - | 66,490 | 66,490 | 66,490 |
| 90310 | 0.10 | DEPUTY DIST ATTORNEY/DEPENDENCY | 1,851 | - | - | 7,054 | 7,054 | 7,054 |
| 90317 | 5.00 | LEGAL ASSISTANTS | 271,881 | 263,997 | 271,688 | 231,806 | 231,806 | 231,806 |
| 90320 | 0.20 | CASEWORKERS | 3,326 | 83 | - | 8,275 | 8,275 | 8,275 |
| 90401 | | TEMPORARY EMPLOYEES | 76,480 | 7,228 | 26,500 | 26,500 | 26,500 | 26,500 |
| 90501 | | OVERTIME | 898 | - | 7,200 | 7,200 | 7,200 | 7,200 |
| 90504 | | EXCHANGE TIME PAYOFF | 388 | - | - | - | - | - |
| 15.30 | | TOTAL SALARIES | 863,756 | 739,823 | 857,340 | 899,625 | 899,625 | 899,625 |
| BENEFITS & BURDENS | | | | | | | | |
| 90801 | | FICA | 63,410 | 54,495 | 65,579 | 68,821 | 68,821 | 68,821 |
| 90802 | | 401(K) RETIREMENT | 83,783 | 79,174 | 91,381 | 96,044 | 96,044 | 96,044 |
| 90804 | | HEALTH INSURANCE | 176,295 | 187,837 | 197,452 | 226,379 | 226,379 | 226,379 |
| 90805 | | DENTAL INSURANCE | 19,470 | 20,587 | 20,606 | 23,134 | 23,134 | 23,134 |
| 90806 | | LIFE INSURANCE | 912 | 746 | 1,080 | 1,102 | 1,102 | 1,102 |
| 90807 | | LTD INSURANCE | 2,227 | 2,125 | 2,115 | 2,158 | 2,158 | 2,158 |
| 90808 | | WORKER'S COMPENSATION | 12,434 | 10,342 | 4,327 | 12,799 | 12,799 | 12,799 |
| 90809 | | UNEMPLOYMENT | 8,024 | 8,081 | 17,465 | 17,993 | 17,993 | 17,993 |
| 90810 | | PEHP | 3,131 | 3,060 | 3,060 | 3,060 | 3,060 | 3,060 |
| | | TOTAL BENEFITS & BURDENS | 369,686 | 366,447 | 403,065 | 451,490 | 451,490 | 451,490 |
| | | TOTAL PERSONAL SERVICES | 1,233,442 | 1,106,270 | 1,260,405 | 1,351,115 | 1,351,115 | 1,351,115 |
| MATERIALS & SERVICES | | | | | | | | |
| 91101 | | TRAVEL REIMBURSEMENT | 8,845 | 11,270 | 10,000 | 10,000 | 10,000 | 10,000 |
| 91102 | | MOTOR POOL | 4,656 | 6,054 | 4,700 | 5,000 | 5,000 | 5,000 |
| 91201 | | MEALS & LODGING | 1,840 | 4,303 | 7,740 | 7,740 | 7,740 | 7,740 |
| 91401 | | TELEPHONE | 14,091 | 11,150 | 14,000 | 14,000 | 14,000 | 14,000 |
| 91501 | | POSTAGE | 5,167 | 4,820 | 1,000 | 1,000 | 1,000 | 1,000 |
| 91601 | | PRINTING & PUBLICATIONS | 3,414 | 1,785 | 2,500 | 2,500 | 2,500 | 2,500 |

LINCOLN COUNTY, OREGON
ANNUAL BUDGET
FY 2011-12

GENERAL FUND (101)
DISTRICT ATTORNEY (130)

| OBJECT | # FTE | 2008-09 | 2009-10 | 2010-11 | 2011-12 | 2011-12 | 2011-12 |
|--------|----------------------------|-----------|-----------|-----------|-----------------|-----------------|----------------|
| | | ACTUAL | ACTUAL | BUDGET | PROPOSED BUDGET | APPROVED BUDGET | ADOPTED BUDGET |
| 92101 | EQUIPMENT REPAIR | - | - | 500 | 500 | 500 | 500 |
| 92801 | PROFESSIONAL SERVICES | 15,208 | 10,736 | 10,000 | 10,000 | 10,000 | 10,000 |
| 92802 | PROFESSIONAL CONFERENCE | 5,011 | 6,883 | 10,600 | 10,600 | 10,600 | 10,600 |
| 92901 | MEMBERSHIP FEES & DUES | 3,813 | 7,211 | 11,500 | 11,500 | 11,500 | 11,500 |
| 93301 | MAINTENANCE AGREEMENTS | 355 | 355 | 1,000 | 1,000 | 1,000 | 1,000 |
| 93901 | CONTRACTUAL SERVICES | 821 | - | - | - | - | - |
| 93910 | WITNESSES / DA | 15,874 | 25,070 | 25,000 | 25,000 | 25,000 | 25,000 |
| 94101 | OFFICE SUPPLIES | 11,622 | 13,767 | 14,000 | 14,000 | 14,000 | 14,000 |
| 94102 | FURNITURE & EQUIP. UNDER | 1,873 | 1,094 | 1,000 | 1,000 | 1,000 | 1,000 |
| 94103 | OPERATING SUPPLIES | - | 10 | - | - | - | - |
| 94201 | PRINT SHOP | 1,022 | 1,768 | 1,000 | 1,000 | 1,000 | 1,000 |
| 94210 | USAGE FEES | 9,595 | 9,146 | 9,500 | 9,500 | 9,500 | 9,500 |
| 95101 | MED/LAB/XRAY | 555 | 615 | 1,000 | 1,000 | 1,000 | 1,000 |
| 95201 | EDUCATION & LIBRARY | 8,629 | 12,136 | 9,500 | 9,500 | 9,500 | 9,500 |
| 95202 | CONTINUING EDUCATION | 748 | 315 | - | - | - | - |
| 95901 | OTHER SUPPLIES | 2,080 | 2,103 | 3,000 | 3,000 | 3,000 | 3,000 |
| | TOTAL MATERIALS & SERVICES | 115,219 | 130,591 | 137,540 | 137,840 | 137,840 | 137,840 |
| | TOTAL EXPENDITURES | 1,348,661 | 1,236,861 | 1,397,945 | 1,488,955 | 1,488,955 | 1,488,955 |

LINCOLN COUNTY, OREGON

GENERAL FUND (101)

DEPARTMENT: MAJOR CRIME TEAM (131)

A PUBLIC SAFETY PROGRAM

OBJECTIVE: To provide training and equipment for the Lincoln County Major Crime Team (MCT).

FUNDING: These are dedicated funds and carry-forward from year-to-year until expended by the Major Crime Team.

REVENUE AND EXPENDITURE SUMMARY

| | <u>Actual</u> <u>2008-09</u> | <u>Actual</u> <u>2009-10</u> | <u>Budgeted</u> <u>2010-11</u> | <u>Proposed</u> <u>2011-12</u> | <u>Approved</u> <u>2011-12</u> | <u>Adopted</u> <u>2011-12</u> |
|----------------------|---------------------------------|---------------------------------|-----------------------------------|-----------------------------------|-----------------------------------|----------------------------------|
| Total Revenues | 0 | 1,801 | 1,594 | 1,541 | 1,541 | 1,541 |
| Materials & Services | 0 | 260 | 1,594 | 1,541 | 1,541 | 1,541 |
| Total Expenditures | 0 | 260 | 1,594 | 1,541 | 1,541 | 1,541 |

INTERRELATIONSHIPS: Members of the Major Crime Team, which includes representatives of all law enforcement agencies operating in Lincoln County.

LINCOLN COUNTY, OREGON
ANNUAL BUDGET
FY 2011-12

| GENERAL FUND (101) | | | | | | | |
|--|----------------------------|---------|---------|---------|-----------------|-----------------|----------------|
| DISTRICT ATTORNEY - MAJOR CRIME TEAM (131) | | | | | | | |
| OBJECT | | 2008-09 | 2009-10 | 2010-11 | 2011-12 | 2011-12 | 2011-12 |
| | | ACTUAL | ACTUAL | BUDGET | PROPOSED BUDGET | APPROVED BUDGET | ADOPTED BUDGET |
| <u>REVENUE</u> | | | | | | | |
| 40000 | BEGINNING BALANCE | 1,801 | 1,801 | 1,594 | 1,541 | 1,541 | 1,541 |
| | TOTAL REVENUE | 1,801 | 1,801 | 1,594 | 1,541 | 1,541 | 1,541 |
| <u>EXPENDITURES</u> | | | | | | | |
| MATERIALS & SERVICES | | | | | | | |
| 91601 | PRINTING & PUBLICATIONS | - | 260 | 500 | 500 | 500 | 500 |
| 92802 | PROFESSIONAL CONFERENCE | - | - | 1,094 | 1,041 | 1,041 | 1,041 |
| | TOTAL MATERIALS & SERVICES | - | 260 | 1,594 | 1,541 | 1,541 | 1,541 |
| | TOTAL EXPENDITURES | - | 260 | 1,594 | 1,541 | 1,541 | 1,541 |

LINCOLN COUNTY, OREGON

GENERAL FUND (101)

DEPARTMENT: DOMESTIC VIOLENCE RESPONSE (132)

A PUBLIC SAFETY PROGRAM

OBJECTIVE: To provide for the arrest, prosecution, supervision, and rehabilitation of domestic violence offenders, and to enhance the safety of victims through the use of a multi-agency Domestic Abuse Response Team (DART) and a Domestic Violence (DV) Court Program.

FUNDING: The source of this funding is a federal grant.

REVENUE AND EXPENDITURE SUMMARY

| | <u>Actual</u> <u>2008-09</u> | <u>Actual</u> <u>2009-10</u> | <u>Budgeted</u> <u>2010-11</u> | <u>Proposed</u> <u>2011-12</u> | <u>Approved</u> <u>2011-12</u> | <u>Adopted</u> <u>2011-12</u> |
|----------------------|---------------------------------|---------------------------------|-----------------------------------|-----------------------------------|-----------------------------------|----------------------------------|
| Total Revenues | 211,529 | 192,987 | 219,241 | 222,538 | 222,538 | 222,538 |
| Personal Services | 149,834 | 132,919 | 146,082 | 149,330 | 149,330 | 149,330 |
| Materials & Services | 58,535 | 59,876 | 73,159 | 73,208 | 73,208 | 73,208 |
| Total Expenditures | 208,369 | 192,795 | 219,241 | 222,538 | 222,538 | 222,538 |
| Full-Time Positions | 1.50 | 1.50 | 1.65 | 1.65 | 1.65 | 1.65 |

INTERRELATIONSHIPS: The DART program is a coalition of Lincoln County community agencies banding together to target domestic violence. The team consists of the Lincoln County District Attorney's Office, Lincoln County Community Corrections, My Sister's Place, Crossroads and the Lincoln County Sheriff's Office.

**LINCOLN COUNTY, OREGON
ANNUAL BUDGET
FY 2011-12**

| GENERAL FUND (101) | | | | | | | | |
|--|-------|----------------------------|---------|---------|---------|-----------------|-----------------|----------------|
| DISTRICT ATTORNEY -DOMESTIC VIOLENCE RESPONSE - OVV GRANT (132) | | | | | | | | |
| OBJECT | # FTE | | 2008-09 | 2009-10 | 2010-11 | 2011-12 | 2011-12 | 2011-12 |
| | | | ACTUAL | ACTUAL | BUDGET | PROPOSED BUDGET | APPROVED BUDGET | ADOPTED BUDGET |
| <u>REVENUE</u> | | | | | | | | |
| 33123 | | OVV GRANT/DOJ | 211,529 | 192,987 | 219,241 | 222,538 | 222,538 | 222,538 |
| | | TOTAL REVENUE | 211,529 | 192,987 | 219,241 | 222,538 | 222,538 | 222,538 |
| <u>EXPENDITURES</u> | | | | | | | | |
| PERSONAL SERVICES | | | | | | | | |
| SALARIES | | | | | | | | |
| 90301 | 0.65 | PROBATION OFFICER | 51,385 | 36,093 | 38,786 | 39,856 | 39,856 | 39,856 |
| 90305 | 1.00 | DEPUTY DISTRICT ATTORNEY | 55,551 | 54,572 | 60,358 | 59,047 | 59,047 | 59,047 |
| | 1.65 | TOTAL SALARIES | 106,936 | 90,665 | 99,144 | 98,903 | 98,903 | 98,903 |
| BENEFITS & BURDENS | | | | | | | | |
| 90801 | | FICA | 7,915 | 6,694 | 7,584 | 7,566 | 7,566 | 7,566 |
| 90802 | | 401(K) RETIREMENT | 11,763 | 9,973 | 10,906 | 10,879 | 10,879 | 10,879 |
| 90804 | | HEALTH INSURANCE | 17,318 | 19,176 | 21,720 | 24,413 | 24,413 | 24,413 |
| 90805 | | DENTAL INSURANCE | 1,688 | 2,098 | 2,267 | 2,495 | 2,495 | 2,495 |
| 90806 | | LIFE INSURANCE | 91 | 90 | 119 | 119 | 119 | 119 |
| 90807 | | LTD INSURANCE | 223 | 224 | 233 | 233 | 233 | 233 |
| 90808 | | WORKER'S COMPENSATION | 2,435 | 2,714 | 1,738 | 2,345 | 2,345 | 2,345 |
| 90809 | | UNEMPLOYMENT | 1,016 | 923 | 1,983 | 1,978 | 1,978 | 1,978 |
| 90811 | | DEFERRED COMPENSATION | 449 | 361 | 388 | 399 | 399 | 399 |
| | | TOTAL BENEFITS & BURDENS | 42,898 | 42,253 | 46,938 | 50,427 | 50,427 | 50,427 |
| | | TOTAL PERSONAL SERVICES | 149,834 | 132,918 | 146,082 | 149,330 | 149,330 | 149,330 |
| MATERIALS & SERVICES | | | | | | | | |
| 91101 | | TRAVEL REIMBURSEMENT | 2,241 | 1,561 | 6,500 | 6,500 | 6,500 | 6,500 |
| 91201 | | MEALS & LODGING | 4,140 | 3,487 | 8,500 | 8,500 | 8,500 | 8,500 |
| 93901 | | CONTRACTUAL SERVICES | 52,154 | 54,828 | 58,159 | 58,208 | 58,208 | 58,208 |
| | | TOTAL MATERIALS & SERVICES | 58,535 | 59,876 | 73,159 | 73,208 | 73,208 | 73,208 |
| | | TOTAL EXPENDITURES | 208,369 | 192,794 | 219,241 | 222,538 | 222,538 | 222,538 |

LINCOLN COUNTY, OREGON

GENERAL FUND (101)

DEPARTMENT: MEDICAL EXAMINER (134)

A PUBLIC SAFETY PROGRAM

OBJECTIVE: To provide for the investigation of all deaths which occur outside of institutions, and to process death certificates. Medical Examiner services are contracted with a local physician, who works closely with the District Attorney's Investigator and Major Crime Team.

REVENUE AND EXPENDITURE SUMMARY

| | <u>Actual</u> <u>2008-09</u> | <u>Actual</u> <u>2009-10</u> | <u>Budgeted</u> <u>2010-11</u> | <u>Proposed</u> <u>2011-12</u> | <u>Approved</u> <u>2011-12</u> | <u>Adopted</u> <u>2011-12</u> |
|----------------------|---------------------------------|---------------------------------|-----------------------------------|-----------------------------------|-----------------------------------|----------------------------------|
| Total Revenues | 0 | 0 | 700 | 700 | 700 | 700 |
| Materials & Services | 36,504 | 44,060 | 46,000 | 46,000 | 46,000 | 46,000 |
| Total Expenditures | 36,504 | 44,060 | 46,000 | 46,000 | 46,000 | 46,000 |

INTERRELATIONSHIPS: Mortuaries, hospitals, doctors, State Medical Examiner's Office, and law enforcement agencies operating in Lincoln County.

LINCOLN COUNTY, OREGON
ANNUAL BUDGET
FY 2011-12

| GENERAL FUND (101) | | | | | | |
|--|----------------------------|---------|---------|-----------------|-----------------|----------------|
| DISTRICT ATTORNEY - MEDICAL EXAMINER (134) | | | | | | |
| OBJECT | 2008-09 | 2009-10 | 2010-11 | 2011-12 | 2011-12 | 2011-12 |
| | ACTUAL | ACTUAL | BUDGET | PROPOSED BUDGET | APPROVED BUDGET | ADOPTED BUDGET |
| <u>REVENUE</u> | | | | | | |
| 33568 | AUTOPSY REIMBURSEMENT/ST | - | - | 700 | 700 | 700 |
| | TOTAL REVENUE | - | - | 700 | 700 | 700 |
| <u>EXPENDITURES</u> | | | | | | |
| MATERIALS & SERVICES | | | | | | |
| 91101 | TRAVEL REIMBURSEMENT | 468 | - | - | - | - |
| 91201 | MEALS & LODGING | - | - | 500 | 500 | 500 |
| 91401 | TELEPHONE | 446 | - | - | - | - |
| 91501 | POSTAGE | 12 | 4 | - | - | - |
| 92807 | DOCTORS/EXAMS | 18,277 | 1,667 | - | - | - |
| 92813 | DOCTORS/MEDICAL EXAMINER | 14,621 | 38,330 | 40,000 | 40,000 | 40,000 |
| 93929 | MORTUARY / AUTOPSY | 2,642 | 3,560 | 4,000 | 4,000 | 4,000 |
| 94103 | OPERATING SUPPLIES | - | - | 500 | 500 | 500 |
| 95202 | CONTINUING EDUCATION | - | - | 500 | 500 | 500 |
| 95901 | OTHER SUPPLIES | 38 | 500 | 500 | 500 | 500 |
| | TOTAL MATERIALS & SERVICES | 36,504 | 44,061 | 46,000 | 46,000 | 46,000 |
| | TOTAL EXPENDITURES | 36,504 | 44,061 | 46,000 | 46,000 | 46,000 |

LINCOLN COUNTY, OREGON

GENERAL FUND (101)

DEPARTMENT: CHILD SUPPORT ENFORCEMENT (135)

A PUBLIC SAFETY PROGRAM

OBJECTIVE: To enforce child support obligations in accordance with state and federal law, and collect current and past due child support payments on behalf of those to whom payments are due.

FUNDING: The source of this funding is a federal grant administered through the state (66%), and remainder is through the County General Fund (34%).

REVENUE AND EXPENDITURE SUMMARY

| | <u>Actual</u> <u>2008-09</u> | <u>Actual</u> <u>2009-10</u> | <u>Budgeted</u> <u>2010-11</u> | <u>Proposed</u> <u>2011-12</u> | <u>Approved</u> <u>2011-12</u> | <u>Adopted</u> <u>2011-12</u> |
|----------------------|---------------------------------|---------------------------------|-----------------------------------|-----------------------------------|-----------------------------------|----------------------------------|
| Total Revenues | 166,557 | 177,864 | 238,740 | 167,232 | 167,232 | 167,232 |
| Personal Services | 204,005 | 226,227 | 251,182 | 212,644 | 212,644 | 212,644 |
| Materials & Services | 8,796 | 9,244 | 51,880 | 13,600 | 13,600 | 13,600 |
| Total Expenditures | 212,801 | 235,471 | 303,062 | 226,244 | 226,244 | 226,244 |
| Full-Time Positions | 3.00 | 3.00 | 3.00 | 2.70 | 2.70 | 2.70 |

INTERRELATIONSHIPS: The Child Support Division of the Oregon Department of Justice and members of the public.

**LINCOLN COUNTY, OREGON
ANNUAL BUDGET
FY 2011-12**

| GENERAL FUND (101) | | | | | | | |
|--|-------|---------------------------|---------|---------|---------|-----------------|-----------------|
| DISTRICT ATTORNEY - CHILD SUPPORT ENFORCEMENT (135) | | | | | | | |
| OBJECT | # FTE | | 2008-09 | 2009-10 | 2010-11 | 2011-12 | 2011-12 |
| | | | ACTUAL | ACTUAL | BUDGET | PROPOSED BUDGET | APPROVED BUDGET |
| <u>REVENUE</u> | | | | | | | |
| 33155 | | CHILD SUPPORT ENFORCEMENT | 150,615 | 167,454 | 222,740 | 151,232 | 151,232 |
| 33156 | | SUPPORT ENF. INCENTIVE | 15,851 | 9,092 | 16,000 | 16,000 | 16,000 |
| 33157 | | \$25 ANNUAL FEDERAL FEE | 91 | 1,318 | - | - | - |
| TOTAL REVENUE | | | 166,557 | 177,864 | 238,740 | 167,232 | 167,232 |
| <u>EXPENDITURES</u> | | | | | | | |
| PERSONAL SERVICES | | | | | | | |
| SALARIES | | | | | | | |
| 90310 | 0.90 | DEPUTY DISTRICT ATTORNEY | 75,004 | 82,772 | 90,074 | 63,486 | 63,486 |
| 90320 | 1.80 | CASEWORKERS | 65,985 | 70,860 | 81,128 | 74,476 | 74,476 |
| 90501 | | OVERTIME | 1,385 | 264 | - | - | - |
| 90504 | | EXCHANGE TIME PAYOFF | 81 | - | - | - | - |
| | 2.70 | TOTAL SALARIES | 142,455 | 153,896 | 171,202 | 137,962 | 137,962 |
| BENEFITS & BURDENS | | | | | | | |
| 90801 | | FICA | 10,343 | 11,061 | 13,097 | 10,554 | 10,554 |
| 90802 | | 401(K) RETIREMENT | 15,670 | 16,929 | 18,832 | 15,176 | 15,176 |
| 90804 | | HEALTH INSURANCE | 28,745 | 36,860 | 39,490 | 39,949 | 39,949 |
| 90805 | | DENTAL INSURANCE | 3,383 | 4,028 | 4,121 | 4,082 | 4,082 |
| 90806 | | LIFE INSURANCE | 148 | 167 | 216 | 194 | 194 |
| 90807 | | LTD INSURANCE | 364 | 421 | 423 | 381 | 381 |
| 90808 | | WORKER'S COMPENSATION | 1,614 | 1,429 | 377 | 1,587 | 1,587 |
| 90809 | | UNEMPLOYMENT | 1,283 | 1,436 | 3,424 | 2,759 | 2,759 |
| 90810 | | PEHP | - | - | - | - | - |
| TOTAL BENEFITS & BURDENS | | | 61,550 | 72,331 | 79,980 | 74,682 | 74,682 |
| TOTAL PERSONAL SERVICES | | | 204,005 | 226,227 | 251,182 | 212,644 | 212,644 |
| MATERIALS & SERVICES | | | | | | | |
| 91101 | | TRAVEL REIMBURSEMENT | 156 | 955 | 900 | 900 | 900 |
| 91201 | | MEALS & LODGING | - | 295 | 500 | 500 | 500 |
| 91401 | | TELEPHONE | 607 | 468 | 2,800 | 2,800 | 2,800 |
| 91501 | | POSTAGE | 4,830 | 3,554 | 3,000 | 3,000 | 3,000 |
| 91601 | | PRINTING & PUBLICATIONS | 36 | - | - | - | - |
| 92101 | | EQUIPMENT REPAIR | 45 | - | - | - | - |
| 92801 | | PROFESSIONAL SERVICES | 216 | 456 | 300 | 300 | 300 |
| 92802 | | PROFESSIONAL CONFERENCE | 105 | 120 | 300 | 300 | 300 |
| 93902 | | SUPPORT ENFORCEMENT INCE | 1,754 | 2,374 | 40,780 | 2,500 | 2,500 |

LINCOLN COUNTY, OREGON
ANNUAL BUDGET
FY 2011-12

| GENERAL FUND (101) | | | | | | | |
|---|----------------------------|---------|---------|---------|-----------------|-----------------|----------------|
| DISTRICT ATTORNEY - CHILD SUPPORT ENFORCEMENT (135) | | | | | | | |
| OBJECT | # FTE | 2008-09 | 2009-10 | 2010-11 | 2011-12 | 2011-12 | 2011-12 |
| | | ACTUAL | ACTUAL | BUDGET | PROPOSED BUDGET | APPROVED BUDGET | ADOPTED BUDGET |
| 94101 | OFFICE SUPPLIES | 582 | 836 | 900 | 900 | 900 | 900 |
| 94102 | FURNITURE & EQUIP. UNDER | - | 100 | 500 | 500 | 500 | 500 |
| 94105 | OFFICE SOFTWARE | - | - | 200 | 200 | 200 | 200 |
| 94201 | PRINT SHOP | 224 | 87 | 400 | 400 | 400 | 400 |
| 94210 | COPIER SVCS | 241 | - | 800 | 800 | 800 | 800 |
| 95101 | MED/LAB/XRAY | - | - | 500 | 500 | 500 | 500 |
| | TOTAL MATERIALS & SERVICES | 8,796 | 9,245 | 51,880 | 13,600 | 13,600 | 13,600 |
| | TOTAL EXPENDITURES | 212,801 | 235,472 | 303,062 | 226,244 | 226,244 | 226,244 |

LINCOLN COUNTY, OREGON

GENERAL FUND (101)

DEPARTMENT: DRUG AND HOPE GRANT-FEDERAL BYRNE GRANT (136)

A PUBLIC SAFETY PROGRAM

OBJECTIVE: To provide evaluation and treatment services for the Lincoln County Drug and HOPE Court Programs. The Drug Court Program is described in account 101-011. The Help and Opportunity through Probation with Enforcement (HOPE) Court Program is very similar to the Drug Court Program, except the focus is on property offenders whose crimes are driven by addiction. A key goal is payment of victim restitution. The HOPE Court Program is modeled on an evidence-based program started by a judge in Hawaii.

FUNDING: The source of this funding is a federal grant.

REVENUE AND EXPENDITURE SUMMARY

| | <u>Actual</u> <u>2008-09</u> | <u>Actual</u> <u>2009-10</u> | <u>Budgeted</u> <u>2010-11</u> | <u>Proposed</u> <u>2011-12</u> | <u>Approved</u> <u>2011-12</u> | <u>Adopted</u> <u>2011-12</u> |
|----------------------|---------------------------------|---------------------------------|-----------------------------------|-----------------------------------|-----------------------------------|----------------------------------|
| Total Revenues | 0 | 6,082 | 9,986 | 5,000 | 5,000 | 5,000 |
| Personal Services | 0 | | | | | |
| Materials & Services | 0 | 5,107 | 9,986 | 5,000 | 5,000 | 5,000 |
| Total Expenditures | 0 | 5,107 | 9,986 | 5,000 | 5,000 | 5,000 |

LINCOLN COUNTY, OREGON
ANNUAL BUDGET
FY 2011-12

| GENERAL FUND (101) | | | | | | | |
|---------------------------------------|-----------------------------|---------|---------|---------|-----------------|-----------------|----------------|
| DISTRICT ATTORNEY - BYRNE GRANT (136) | | | | | | | |
| OBJECT | | 2008-09 | 2009-10 | 2010-11 | 2011-12 | 2011-12 | 2011-12 |
| | | ACTUAL | ACTUAL | BUDGET | PROPOSED BUDGET | APPROVED BUDGET | ADOPTED BUDGET |
| <u>REVENUE</u> | | | | | | | |
| 33227 | EDWARD BYRNE MEMORIAL GRANT | - | 6,082 | 9,986 | 5,000 | 5,000 | 5,000 |
| | TOTAL REVENUE | - | 6,082 | 9,986 | 5,000 | 5,000 | 5,000 |
| <u>EXPENDITURES</u> | | | | | | | |
| MATERIALS & SERVICES | | | | | | | |
| 91601 | PRINTING & PUBLICATIONS | - | 275 | - | - | - | - |
| 92801 | PROFESSIONAL SERVICES | - | 250 | 9,986 | 5,000 | 5,000 | 5,000 |
| 95101 | MED/LAB/XRAY | - | 4,582 | - | - | - | - |
| | TOTAL MATERIALS & SERVICES | - | 5,107 | 9,986 | 5,000 | 5,000 | 5,000 |
| | TOTAL EXPENDITURES | - | 5,107 | 9,986 | 5,000 | 5,000 | 5,000 |

LINCOLN COUNTY, OREGON

GENERAL FUND (101)

DEPARTMENT: DRUG ENFORCEMENT-FEDERAL BYRNE GRANT (137)

A PUBLIC SAFETY PROGRAM

OBJECTIVE: To prosecute mid and upper level drug dealing and manufacturing cases investigated by the Lincoln Interagency Narcotics Team (LINT). This program funds a senior-level prosecutor who spends approximately 25% or more of their time on these cases, and the remainder of their time on other felony and misdemeanor cases.

FUNDING: The source of this funding varies from year-to-year, and fluctuates between none and some federal grant funding, with the remainder (up to the total) through the County General Fund. There is currently a federal grant that pays for approximately 25%.

REVENUE AND EXPENDITURE SUMMARY

| | <u>Actual</u> <u>2008-09</u> | <u>Actual</u> <u>2009-10</u> | <u>Budgeted</u> <u>2010-11</u> | <u>Proposed</u> <u>2011-12</u> | <u>Approved</u> <u>2011-12</u> | <u>Adopted</u> <u>2011-12</u> |
|---------------------|---------------------------------|---------------------------------|-----------------------------------|-----------------------------------|-----------------------------------|----------------------------------|
| Total Revenues | 0 | 12,891 | 18,000 | 24,000 | 24,000 | 24,000 |
| Personal Services | 101,409 | 96,521 | 107,734 | 114,961 | 114,961 | 114,961 |
| Total Expenditures | 101,409 | 96,521 | 107,734 | 114,961 | 114,961 | 114,961 |
| Full-Time Positions | 1.00 | 1.00 | 1.00 | 1.00 | 1.00 | 1.00 |

INTERRELATIONSHIPS: The Lincoln Interagency Narcotics Team (LINT) and other local, state, and federal law enforcement agencies.

LINCOLN COUNTY, OREGON
ANNUAL BUDGET
FY 2011-12

| GENERAL FUND (101) | | | | | | | | |
|---|-------|--------------------------|---------|---------|---------|-----------------|-----------------|----------------|
| DISTRICT ATTORNEY - DRUG ENFORCEMENT PROGRAM (137) | | | | | | | | |
| OBJECT | # FTE | | 2008-09 | 2009-10 | 2010-11 | 2011-12 | 2011-12 | 2011-12 |
| | | | ACTUAL | ACTUAL | BUDGET | PROPOSED BUDGET | APPROVED BUDGET | ADOPTED BUDGET |
| <u>REVENUE</u> | | | | | | | | |
| 33165 | | ANTI-DRUG ABUSE ACT | - | 12,891 | 18,000 | 24,000 | 24,000 | 24,000 |
| | | TOTAL REVENUE | - | 12,891 | 18,000 | 24,000 | 24,000 | 24,000 |
| <u>EXPENDITURES</u> | | | | | | | | |
| PERSONAL SERVICES | | | | | | | | |
| SALARIES | | | | | | | | |
| 90301 | 1.00 | DEPUTY DISTRICT ATTORNEY | 74,500 | 68,627 | 76,929 | 80,822 | 80,822 | 80,822 |
| | | TOTAL SALARIES | 74,500 | 68,627 | 76,929 | 80,822 | 80,822 | 80,822 |
| BENEFITS & BURDENS | | | | | | | | |
| 90801 | | FICA | 5,607 | 5,138 | 5,885 | 6,183 | 6,183 | 6,183 |
| 90802 | | 401(K) RETIREMENT | 8,195 | 7,549 | 8,462 | 8,890 | 8,890 | 8,890 |
| 90804 | | HEALTH INSURANCE | 10,294 | 12,289 | 13,163 | 14,796 | 14,796 | 14,796 |
| 90805 | | DENTAL INSURANCE | 1,133 | 1,343 | 1,374 | 1,512 | 1,512 | 1,512 |
| 90806 | | LIFE INSURANCE | 52 | 56 | 72 | 72 | 72 | 72 |
| 90807 | | LTD INSURANCE | 129 | 141 | 141 | 141 | 141 | 141 |
| 90808 | | WORKERS COMPENSATION | 809 | 633 | 169 | 929 | 929 | 929 |
| 90809 | | UNEMPLOYMENT | 690 | 745 | 1,539 | 1,616 | 1,616 | 1,616 |
| | | TOTAL BENEFITS & BURDENS | 26,909 | 27,894 | 30,805 | 34,139 | 34,139 | 34,139 |
| | | TOTAL PERSONAL SERVICES | 101,409 | 96,521 | 107,734 | 114,961 | 114,961 | 114,961 |
| | | TOTAL EXPENDITURES | 101,409 | 96,521 | 107,734 | 114,961 | 114,961 | 114,961 |

LINCOLN COUNTY, OREGON

GENERAL FUND (101)

DEPARTMENT: ARRA RURAL LAW ENFORCEMENT GRANT (140)

A PUBLIC SAFETY PROGRAM

OBJECTIVE: To provide for administrative support for the Lincoln County District Attorney's Office. This grant currently funds a records technician.

FUNDING: The source of this funding is a federal Recovery Act grant.

REVENUE AND EXPENDITURE SUMMARY

| | <u>Actual</u> <u>2008-09</u> | <u>Actual</u> <u>2009-10</u> | <u>Budgeted</u> <u>2010-11</u> | <u>Proposed</u> <u>2011-12</u> | <u>Approved</u> <u>2011-12</u> | <u>Adopted</u> <u>2011-12</u> |
|----------------------|---------------------------------|---------------------------------|-----------------------------------|-----------------------------------|-----------------------------------|----------------------------------|
| Total Revenues | 0 | 43,171 | 123,381 | 61,568 | 61,568 | 61,568 |
| Personal Services | 0 | 63,371 | 123,381 | 61,568 | 61,568 | 61,568 |
| Materials & Services | 0 | 3,512 | 0 | 0 | 0 | 0 |
| Total Expenditures | 0 | 66,883 | 123,381 | 61,568 | 61,568 | 61,568 |
| Full-Time Positions | 0.00 | 2.00 | 2.00 | 1.00 | 1.00 | 1.00 |

INTERRELATIONSHIPS: Local, state, and federal law enforcement agencies.

LINCOLN COUNTY, OREGON
ANNUAL BUDGET
FY 2011-12

| GENERAL FUND (101) | | | | | | | | |
|---|-------|----------------------------|---------|---------|---------|-----------------|-----------------|----------------|
| DISTRICT ATTORNEY - RURAL LAW ENFORCEMENT GRANT I (140) | | | | | | | | |
| OBJECT | # FTE | | 2008-09 | 2009-10 | 2010-11 | 2011-12 | 2011-12 | 2011-12 |
| | | | ACTUAL | ACTUAL | BUDGET | PROPOSED BUDGET | APPROVED BUDGET | ADOPTED BUDGET |
| <u>REVENUE</u> | | | | | | | | |
| 33163 | | RURAL LAW ENFORCEMENT I | - | 43,171 | 123,381 | 61,568 | 61,568 | 61,568 |
| | | TOTAL REVENUE | - | 43,171 | 123,381 | 61,568 | 61,568 | 61,568 |
| <u>EXPENDITURES</u> | | | | | | | | |
| PERSONAL SERVICES | | | | | | | | |
| SALARIES | | | | | | | | |
| 90202 | - | EXECUTIVE ASSISTANT | - | 19,827 | 41,818 | - | - | - |
| 90301 | 1.00 | RECORDS TECHNICIAN | - | 19,827 | 35,852 | 37,027 | 37,027 | 37,027 |
| | | TOTAL SALARIES | - | 39,654 | 77,670 | 37,027 | 37,027 | 37,027 |
| BENEFITS & BURDENS | | | | | | | | |
| 90801 | | FICA | - | 2,849 | 5,942 | 2,833 | 2,833 | 2,833 |
| 90802 | | 401(K) RETIREMENT | - | 4,362 | 8,544 | 4,073 | 4,073 | 4,073 |
| 90804 | | HEALTH INSURANCE | - | 13,837 | 26,327 | 14,743 | 14,743 | 14,743 |
| 90805 | | DENTAL INSURANCE | - | 1,510 | 2,748 | 1,512 | 1,512 | 1,512 |
| 90806 | | LIFE INSURANCE | - | 63 | 144 | 72 | 72 | 72 |
| 90807 | | LTD INSURANCE | - | 157 | 282 | 141 | 141 | 141 |
| 90808 | | WORKER'S COMPENSATION | - | 495 | 171 | 426 | 426 | 426 |
| 90809 | | UNEMPLOYMENT | - | 340 | 1,553 | 741 | 741 | 741 |
| 90810 | | PEHP | - | 105 | - | - | - | - |
| | | TOTAL BENEFITS & BURDENS | - | 23,718 | 45,711 | 24,541 | 24,541 | 24,541 |
| | | TOTAL PERSONAL SERVICES | - | 63,372 | 123,381 | 61,568 | 61,568 | 61,568 |
| MATERIALS & SERVICES | | | | | | | | |
| 91101 | | TRAVEL REIMBURSEMENT | - | 3,107 | - | - | - | - |
| 91201 | | MEALS & LODGING | - | 405 | - | - | - | - |
| | | TOTAL MATERIALS & SERVICES | - | 3,512 | - | - | - | - |
| | | TOTAL EXPENDITURES | - | 66,884 | 123,381 | 61,568 | 61,568 | 61,568 |

LINCOLN COUNTY, OREGON

GENERAL FUND (101)

DEPARTMENT: ARRA DRUG ENFORCEMENT GRANT (141)

A PUBLIC SAFETY PROGRAM

OBJECTIVE: To provide for prosecution of drug and drug related criminal cases. This grant currently funds a mid level deputy district attorney assigned to prosecute drug and drug related cases.

FUNDING: The source of this funding is a federal Recovery Act grant.

REVENUE AND EXPENDITURE SUMMARY

| | <u>Actual</u> <u>2008-09</u> | <u>Actual</u> <u>2009-10</u> | <u>Budgeted</u> <u>2010-11</u> | <u>Proposed</u> <u>2011-12</u> | <u>Approved</u> <u>2011-12</u> | <u>Adopted</u> <u>2011-12</u> |
|---------------------|---------------------------------|---------------------------------|-----------------------------------|-----------------------------------|-----------------------------------|----------------------------------|
| Total Revenues | 0 | 40,505 | 87,704 | 91,507 | 91,507 | 97,507 |
| Personal Services | 0 | 43,030 | 87,704 | 91,507 | 91,507 | 97,507 |
| Total Expenditures | 0 | 43,030 | 87,704 | 91,507 | 91,507 | 97,507 |
| Full-Time Positions | 0.00 | 1.00 | 1.00 | 1.00 | 1.00 | 1.00 |

INTERRELATIONSHIPS: Local, state, and federal law enforcement agencies.

LINCOLN COUNTY, OREGON
ANNUAL BUDGET
FY 2011-12

| GENERAL FUND (101) | | | | | | | | |
|--|-------|--------------------------|---------|---------|---------|-----------------|-----------------|----------------|
| DISTRICT ATTORNEY - RURAL LAW ENFORCEMENT GRANT II (141) | | | | | | | | |
| OBJECT | # FTE | | 2008-09 | 2009-10 | 2010-11 | 2011-12 | 2011-12 | 2011-12 |
| | | | ACTUAL | ACTUAL | BUDGET | PROPOSED BUDGET | APPROVED BUDGET | ADOPTED BUDGET |
| <u>REVENUE</u> | | | | | | | | |
| 33163 | | RURAL LAW ENFORCEMENT II | - | 40,505 | 87,704 | 91,507 | 91,507 | 97,507 |
| | | TOTAL REVENUE | - | 40,505 | 87,704 | 91,507 | 91,507 | 97,507 |
| <u>EXPENDITURES</u> | | | | | | | | |
| PERSONAL SERVICES | | | | | | | | |
| SALARIES | | | | | | | | |
| 90301 | 1.00 | DEPUTY DISTRICT ATTORNEY | - | 29,193 | 60,358 | 61,565 | 61,565 | 66,490 |
| | | TOTAL SALARIES | - | 29,193 | 60,358 | 61,565 | 61,565 | 66,490 |
| BENEFITS & BURDENS | | | | | | | | |
| 90801 | | FICA | - | 2,196 | 4,617 | 4,710 | 4,710 | 5,087 |
| 90802 | | 401(K) RETIREMENT | - | 3,211 | 6,639 | 6,772 | 6,772 | 7,314 |
| 90804 | | HEALTH INSURANCE | - | 6,919 | 13,163 | 14,796 | 14,796 | 14,796 |
| 90805 | | DENTAL INSURANCE | - | 755 | 1,374 | 1,512 | 1,512 | 1,512 |
| 90806 | | LIFE INSURANCE | - | 31 | 72 | 72 | 72 | 72 |
| 90807 | | LTD INSURANCE | - | 78 | 141 | 141 | 141 | 141 |
| 90808 | | WORKER'S COMPENSATION | - | 354 | 133 | 708 | 708 | 765 |
| 90809 | | UNEMPLOYMENT | - | 292 | 1,207 | 1,231 | 1,231 | 1,330 |
| | | TOTAL BENEFITS & BURDENS | - | 13,836 | 27,346 | 29,942 | 29,942 | 31,017 |
| | | TOTAL PERSONAL SERVICES | - | 43,029 | 87,704 | 91,507 | 91,507 | 97,507 |
| | | TOTAL EXPENDITURES | - | 43,029 | 87,704 | 91,507 | 91,507 | 97,507 |

LINCOLN COUNTY, OREGON

GENERAL FUND (101)

DEPARTMENT: VICTIM'S ASSISTANCE (150)

A PUBLIC SAFETY PROGRAM

OBJECTIVE: To provide direct services for victims of crime, including, but not limited to, notification of crime victims' rights, notification of court proceedings, assistance with resources referral, assistance with crime victim compensation applications, and advocacy in court proceedings. This program provides half-time victim assistants.

FUNDING: The source of this funding is a state grant.

REVENUE AND EXPENDITURE SUMMARY

| | Actual <u>2008-09</u> | Actual <u>2009-10</u> | Budgeted <u>2010-11</u> | Proposed <u>2011-12</u> | Approved <u>2011-12</u> | Adopted <u>2011-12</u> |
|----------------------|--------------------------|--------------------------|----------------------------|----------------------------|----------------------------|---------------------------|
| Total Revenues | 37,231 | 59,003 | 69,253 | 64,000 | 64,000 | 64,000 |
| Personal Services | 14,110 | 26,109 | 16,558 | 30,359 | 30,359 | 30,359 |
| Materials & Services | 1,350 | 245 | 5,000 | 10,000 | 10,000 | 10,000 |
| Total Expenditures | 15,460 | 26,354 | 21,558 | 40,359 | 40,359 | 40,359 |
| Full-Time Positions | 1.00 | 0.00 | 0.00 | 0.00 | 0.00 | 0.00 |

INTERRELATIONSHIPS: Crime victims and their families; volunteers; local and state law enforcement agencies; Lincoln County Circuit Court; My Sister's Place Domestic Violence Council; Crossroads; Child Abuse Multi-Disciplinary Team (MDT); Sexual Abuse Response Team (SART); Elder Abuse Multi-Disciplinary Team (Elder Abuse MDT); Domestic Abuse Response team (DART); and the Lincoln County Children's Advocacy Center (CAC).

LINCOLN COUNTY, OREGON
ANNUAL BUDGET
FY 2011-12

| GENERAL FUND (101) | | | | | | | | |
|---|-------|--------------------------|---------|---------|---------|-----------------|-----------------|----------------|
| DISTRICT ATTORNEY - VICTIM'S ASSISTANCE PROGRAM (150) | | | | | | | | |
| OBJECT | # FTE | | 2008-09 | 2009-10 | 2010-11 | 2011-12 | 2011-12 | 2011-12 |
| | | | ACTUAL | ACTUAL | BUDGET | PROPOSED BUDGET | APPROVED BUDGET | ADOPTED BUDGET |
| <u>REVENUE</u> | | | | | | | | |
| 33170 | | STATE SHARING/UNITARY AS | 37,231 | 37,231 | 30,000 | 38,000 | 38,000 | 38,000 |
| 40000 | | BEGINNING BALANCE | - | 21,772 | 39,253 | 26,000 | 26,000 | 26,000 |
| TOTAL REVENUE | | | 37,231 | 59,003 | 69,253 | 64,000 | 64,000 | 64,000 |
| <u>EXPENDITURES</u> | | | | | | | | |
| PERSONAL SERVICES | | | | | | | | |
| SALARIES | | | | | | | | |
| 90302 | - | VICTIM ADVOCATE | 408 | - | - | - | - | - |
| 90401 | | TEMPORARY EMPLOYEES | 12,493 | 23,411 | 13,699 | 27,400 | 27,400 | 27,400 |
| TOTAL SALARIES | | | 12,901 | 23,411 | 13,699 | 27,400 | 27,400 | 27,400 |
| BENEFITS & BURDENS | | | | | | | | |
| 90801 | | FICA | 941 | 1,791 | 1,048 | 2,096 | 2,096 | 2,096 |
| 90802 | | 401(K) RETIREMENT | 14 | - | 1,507 | - | - | - |
| 90808 | | WORKER'S COMPENSATION | 172 | 437 | 30 | 315 | 315 | 315 |
| 90809 | | UNEMPLOYMENT | 82 | 470 | 274 | 548 | 548 | 548 |
| TOTAL BENEFITS & BURDENS | | | 1,209 | 2,698 | 2,859 | 2,959 | 2,959 | 2,959 |
| TOTAL PERSONAL SERVICES | | | 14,110 | 26,109 | 16,558 | 30,359 | 30,359 | 30,359 |
| MATERIALS & SERVICES | | | | | | | | |
| 91101 | | TRAVEL REIMBURSEMENT | - | - | 1,000 | 2,000 | 2,000 | 2,000 |
| 91201 | | MEALS & LODGING | - | - | 500 | 1,000 | 1,000 | 1,000 |
| 92901 | | MEMBERSHIP FEES & DUES | - | 50 | 100 | 200 | 200 | 200 |
| 95201 | | EDUCATION & LIBRARY | - | - | 1,000 | 2,000 | 2,000 | 2,000 |
| 95202 | | CONTINUING EDUCATION | 1,350 | 195 | 2,400 | 4,800 | 4,800 | 4,800 |
| TOTAL MATERIALS & SERVICES | | | 1,350 | 245 | 5,000 | 10,000 | 10,000 | 10,000 |
| TOTAL EXPENDITURES | | | 15,460 | 26,354 | 21,558 | 40,359 | 40,359 | 40,359 |

LINCOLN COUNTY, OREGON

GENERAL FUND (101)

DEPARTMENT: VICTIM ASSISTANCE PROGRAM-VICTIMS OF CRIME ACT (VOCA)
(155)

A PUBLIC SAFETY PROGRAM

OBJECTIVE: To provide direct services for victims of crime, including, but not limited to, notification of crime victims rights, notification of court proceedings, assistance with resources referral, assistance with crime victim compensation applications, and advocacy in court proceedings. This program provides a victim advocate.

FUNDING: The source of this funding is a federal grant administered through the state (75%). The remainder is through the County General Fund (25%).

REVENUE AND EXPENDITURE SUMMARY

| | <u>Actual</u> <u>2008-09</u> | <u>Actual</u> <u>2009-10</u> | <u>Budgeted</u> <u>2010-11</u> | <u>Proposed</u> <u>2011-12</u> | <u>Approved</u> <u>2011-12</u> | <u>Adopted</u> <u>2011-12</u> |
|----------------------------|---------------------------------|---------------------------------|-----------------------------------|-----------------------------------|-----------------------------------|----------------------------------|
| Total Revenues | 42,353 | 25,106 | 45,296 | 53,762 | 53,762 | 53,762 |
| Personal Services | 45,715 | 43,061 | 60,725 | 71,819 | 71,819 | 71,819 |
| Total Expenditures | 45,715 | 43,061 | 60,725 | 71,819 | 71,819 | 71,819 |
| Full-Time Positions | 1.00 | 1.00 | 1.00 | 1.00 | 1.00 | 1.00 |

INTERRELATIONSHIPS: Crime victims and their families; volunteers; local and state law enforcement agencies; Lincoln County Circuit Court; My Sister’s Place; Domestic Violence Council; Crossroads; Child Abuse Multi-Disciplinary Team (MDT); Sexual Abuse Response Team (SART); Elder Abuse Multi-Disciplinary Team (Elder Abuse MDT); Domestic Abuse Response team (DART); and the Lincoln County Children’s Advocacy Center (CAC).

LINCOLN COUNTY, OREGON
ANNUAL BUDGET
FY 2011-12

| GENERAL FUND (101) | | | | | | | | |
|--------------------------------------|-------|--------------------------|---------|---------|---------|----------|----------|---------|
| DISTRICT ATTORNEY - VOCA GRANT (155) | | | | | | | | |
| OBJECT | # FTE | | 2008-09 | 2009-10 | 2010-11 | 2011-12 | 2011-12 | 2011-12 |
| | | | ACTUAL | ACTUAL | BUDGET | PROPOSED | APPROVED | ADOPTED |
| | | | | | | BUDGET | BUDGET | BUDGET |
| <u>REVENUE</u> | | | | | | | | |
| 33150 | | VOCA GRANT | 42,353 | 25,106 | 45,296 | 53,762 | 53,762 | 53,762 |
| | | TOTAL REVENUE | 42,353 | 25,106 | 45,296 | 53,762 | 53,762 | 53,762 |
| <u>EXPENDITURES</u> | | | | | | | | |
| PERSONAL SERVICES | | | | | | | | |
| SALARIES | | | | | | | | |
| 90202 | 1.00 | CASE MANAGER/SUPERVISOR | - | 10,251 | - | 45,252 | 45,252 | 45,252 |
| 90302 | - | VICTIMS ADVOCATE | 35,000 | 25,279 | 38,036 | - | - | - |
| 90401 | | TEMPORARY EMPLOYEES | 3,028 | - | - | - | - | - |
| 90504 | | COMP TIME PAYOFF | - | 15 | - | - | - | - |
| | | TOTAL SALARIES | 38,028 | 35,545 | 38,036 | 45,252 | 45,252 | 45,252 |
| BENEFITS & BURDENS | | | | | | | | |
| 90801 | | FICA | 2,829 | 2,639 | 2,910 | 3,462 | 3,462 | 3,462 |
| 90802 | | 401(K) RETIREMENT | 3,850 | 3,910 | 4,184 | 4,978 | 4,978 | 4,978 |
| 90804 | | HEALTH INSURANCE | - | - | 13,163 | 14,796 | 14,796 | 14,796 |
| 90805 | | DENTAL INSURANCE | - | - | 1,374 | 1,512 | 1,512 | 1,512 |
| 90806 | | LIFE INSURANCE | 58 | 56 | 72 | 72 | 72 | 72 |
| 90807 | | LTD INSURANCE | 141 | 140 | 141 | 141 | 141 | 141 |
| 90808 | | WORKER'S COMPENSATION | 454 | 357 | 84 | 521 | 521 | 521 |
| 90809 | | UNEMPLOYMENT | 355 | 369 | 761 | 905 | 905 | 905 |
| 90810 | | PEHP | - | 45 | - | 180 | 180 | 180 |
| | | TOTAL BENEFITS & BURDENS | 7,687 | 7,516 | 22,689 | 26,567 | 26,567 | 26,567 |
| | | TOTAL PERSONAL SERVICES | 45,715 | 43,061 | 60,725 | 71,819 | 71,819 | 71,819 |
| | | TOTAL EXPENDITURES | 45,715 | 43,061 | 60,725 | 71,819 | 71,819 | 71,819 |

LINCOLN COUNTY, OREGON

GENERAL FUND (101)

DEPARTMENT: CRIMINAL FORFEITURE TRUST ACCOUNT (159)

A PUBLIC SAFETY PROGRAM

OBJECTIVE: To hold in trust, account for, and disburse funds seized for criminal forfeiture pursuant to Oregon Revised Statutes (ORS) chapter 131.

FUNDING: These are dedicated funds and carry-forward from year-to-year until distributed in accordance with ORS chapter 131.

REVENUE AND EXPENDITURE SUMMARY

| | <u>Actual</u> <u>2008-09</u> | <u>Actual</u> <u>2009-10</u> | <u>Budgeted</u> <u>2010-11</u> | <u>Proposed</u> <u>2011-12</u> | <u>Approved</u> <u>2011-12</u> | <u>Adopted</u> <u>2011-12</u> |
|------------------------|---------------------------------|---------------------------------|-----------------------------------|-----------------------------------|-----------------------------------|----------------------------------|
| Total Revenues | 4,104 | 4,104 | 11,700 | 10,214 | 10,214 | 10,214 |
| Materials and Services | 0 | 0 | 11,700 | 10,214 | 10,214 | 10,214 |
| Total Expenditures | 0 | 0 | 11,700 | 10,214 | 10,214 | 10,214 |

INTERRELATIONSHIPS: Law enforcement agencies; Oregon Criminal Justice Commission; Asset Forfeiture Oversight Advisory Committee.

LINCOLN COUNTY, OREGON
ANNUAL BUDGET
FY 2011-12

| GENERAL FUND (101) | | | | | | | |
|---|----------------------------|---------|---------|---------|-----------------|-----------------|----------------|
| DISTRICT ATTORNEY - CRIMINAL FORFEITURE (159) | | | | | | | |
| OBJECT | | 2008-09 | 2009-10 | 2010-11 | 2011-12 | 2011-12 | 2011-12 |
| | | ACTUAL | ACTUAL | BUDGET | PROPOSED BUDGET | APPROVED BUDGET | ADOPTED BUDGET |
| <u>REVENUE</u> | | | | | | | |
| 40000 | BEGINNING BALANCE | 4,104 | 4,104 | 11,700 | 10,214 | 10,214 | 10,214 |
| | TOTAL REVENUE | 4,104 | 4,104 | 11,700 | 10,214 | 10,214 | 10,214 |
| <u>EXPENDITURES</u> | | | | | | | |
| MATERIALS & SERVICES | | | | | | | |
| 92801 | PROFESSIONAL SERVICES | - | - | 11,700 | 10,214 | 10,214 | 10,214 |
| | TOTAL MATERIALS & SERVICES | - | - | 11,700 | 10,214 | 10,214 | 10,214 |
| | TOTAL EXPENDITURES | - | - | 11,700 | 10,214 | 10,214 | 10,214 |

LINCOLN COUNTY, OREGON

GENERAL FUND (101)

DEPARTMENT: SHERIFF ADMINISTRATION (204)

A PUBLIC SAFETY PROGRAM

OBJECTIVE: To provide professional staff support to line decision-makers who consistently invest available resources toward producing effective outcomes. We strive to be perceived as committed to the safety of our employees and community members; as creative, innovative, and professional; and as consistently and wisely investing the public resources entrusted to us.

WORK PLAN SUMMARY: To efficiently and effectively oversee all Sheriff's Office operations which includes Patrol and Investigations, Boat Patrol, Forest Patrol, Jail, Civil and Records, Animal Shelter and Emergency Services.

REVENUE AND EXPENDITURE SUMMARY

| | Actual <u>2008-09</u> | Actual <u>2009-10</u> | Budgeted <u>2010-11</u> | Proposed <u>2011-12</u> | Approved <u>2011-12</u> | Adopted <u>2011-12</u> |
|----------------------|--------------------------|--------------------------|----------------------------|----------------------------|----------------------------|---------------------------|
| Total Revenues | 6,952 | 0 | 0 | 0 | 0 | 0 |
| Personal Services | 388,342 | 380,290 | 422,833 | 452,048 | 452,048 | 452,048 |
| Materials & Services | 133,420 | 182,812 | 121,975 | 127,686 | 127,686 | 127,686 |
| Total Expenditures | 521,762 | 563,102 | 544,808 | 579,734 | 579,734 | 579,734 |
| Full-Time Positions | 4.00 | 4.00 | 4.00 | 4.00 | 4.00 | 4.00 |

EFFECTIVENESS INDICATORS: We will know we're successful in this area when all of the Core Objectives identified in our Strategic Plan are true statements. Please refer to your Sheriff's Office website at http://www.lincolncountysheriff.net/strategic_plan.pdf to review our strategic plan.

INTERRELATIONSHIPS: Responsible to the electorate. Works closely with local police agencies and state police. Works with other county, state and federal enforcement and regulatory agencies and other public entities. Cooperates with other elected County officials and department heads.

LINCOLN COUNTY, OREGON
ANNUAL BUDGET
FY 2011-12

| | | GENERAL FUND (101) SHERIFF'S OFFICE - ADMINISTRATION (204) | | | | | |
|--------------------------|-------|---|-------------------|-------------------|-------------------------------|-------------------------------|------------------------------|
| OBJECT | # FTE | 2008-09 ACTUAL | 2009-10 ACTUAL | 2010-11 BUDGET | 2011-12 PROPOSED BUDGET | 2011-12 APPROVED BUDGET | 2011-12 ADOPTED BUDGET |
| <u>REVENUE</u> | | | | | | | |
| 33125 | | 6,759 | - | - | - | - | - |
| 36650 | | 193 | - | - | - | - | - |
| TOTAL REVENUE | | 6,952 | - | - | - | - | - |
| <u>EXPENDITURES</u> | | | | | | | |
| PERSONAL SERVICES | | | | | | | |
| SALARIES | | | | | | | |
| 90101 | 1.00 | 87,652 | 84,565 | 93,612 | 98,745 | 98,745 | 98,745 |
| 90201 | 1.00 | 50,717 | 49,165 | 55,109 | 58,940 | 58,940 | 58,940 |
| 90202 | 1.00 | 42,293 | 40,998 | 44,613 | 45,506 | 45,506 | 45,506 |
| 90203 | 1.00 | 85,651 | 83,016 | 93,058 | 97,767 | 97,767 | 97,767 |
| 90602 | | 2,400 | 2,400 | 2,400 | 2,400 | 2,400 | 2,400 |
| 4.00 | | 268,713 | 260,144 | 288,792 | 303,358 | 303,358 | 303,358 |
| BENEFITS & BURDENS | | | | | | | |
| 90801 | | 19,828 | 19,264 | 21,909 | 23,023 | 23,023 | 23,023 |
| 90802 | | 20,071 | 19,418 | 21,267 | 22,351 | 22,351 | 22,351 |
| 90803 | | 12,875 | 11,480 | 12,777 | 16,571 | 16,571 | 16,571 |
| 90804 | | 44,676 | 49,156 | 52,654 | 59,184 | 59,184 | 59,184 |
| 90805 | | 4,925 | 5,374 | 5,495 | 6,048 | 6,048 | 6,048 |
| 90806 | | 239 | 242 | 288 | 288 | 288 | 288 |
| 90807 | | 564 | 562 | 564 | 564 | 564 | 564 |
| 90808 | | 10,854 | 9,600 | 10,119 | 11,402 | 11,402 | 11,402 |
| 90809 | | 2,357 | 1,810 | 5,728 | 6,019 | 6,019 | 6,019 |
| 90810 | | 3,240 | 3,240 | 3,240 | 3,240 | 3,240 | 3,240 |
| TOTAL BENEFITS & BURDENS | | 119,629 | 120,146 | 134,041 | 148,690 | 148,690 | 148,690 |
| TOTAL PERSONAL SERVICES | | 388,342 | 380,290 | 422,833 | 452,048 | 452,048 | 452,048 |
| MATERIALS & SERVICES | | | | | | | |
| 91101 | | 544 | 69 | 2,000 | 2,000 | 2,000 | 2,000 |
| 91102 | | 4,092 | 4,682 | 4,000 | 4,300 | 4,300 | 4,300 |
| 91201 | | 3,112 | 2,999 | 2,500 | 2,500 | 2,500 | 2,500 |
| 91401 | | 72,631 | 60,037 | 66,000 | 66,000 | 66,000 | 66,000 |
| 91405 | | - | 79,484 | - | - | - | - |
| 91501 | | 8,799 | 9,026 | 7,500 | 9,500 | 9,500 | 9,500 |
| 91601 | | 296 | 496 | 850 | 1,000 | 1,000 | 1,000 |
| 92001 | | - | - | - | 2,886 | 2,886 | 2,886 |
| 92901 | | 1,776 | 732 | 2,000 | 2,000 | 2,000 | 2,000 |
| 93301 | | 2,002 | 16,808 | 9,125 | 9,500 | 9,500 | 9,500 |
| 93901 | | - | 25 | - | - | - | - |
| 93916 | | 11,850 | - | - | - | - | - |

LINCOLN COUNTY, OREGON
ANNUAL BUDGET
FY 2011-12

| GENERAL FUND (101) | | | | | | | |
|---|----------------------------|---------|---------|---------|-----------------|-----------------|----------------|
| SHERIFF'S OFFICE - ADMINISTRATION (204) | | | | | | | |
| OBJECT | # FTE | 2008-09 | 2009-10 | 2010-11 | 2011-12 | 2011-12 | 2011-12 |
| | | ACTUAL | ACTUAL | BUDGET | PROPOSED BUDGET | APPROVED BUDGET | ADOPTED BUDGET |
| 94101 | OFFICE SUPPLIES | 1,483 | 774 | 1,000 | 1,000 | 1,000 | 1,000 |
| 94102 | FURNITURE & EQUIP. | 22,441 | 4,219 | 20,000 | 20,000 | 20,000 | 20,000 |
| 94602 | UNIFORMS | 2,375 | 1,737 | 4,000 | 4,000 | 4,000 | 4,000 |
| 95202 | CONTINUING EDUCATION | 820 | 1,503 | 1,500 | 1,500 | 1,500 | 1,500 |
| 95901 | OTHER SUPPLIES | 1,199 | 221 | 1,500 | 1,500 | 1,500 | 1,500 |
| | TOTAL MATERIALS & SERVICES | 133,420 | 182,812 | 121,975 | 127,686 | 127,686 | 127,686 |
| | TOTAL EXPENDITURES | 521,762 | 563,102 | 544,808 | 579,734 | 579,734 | 579,734 |

LINCOLN COUNTY, OREGON

GENERAL FUND (101)

DEPARTMENT: CIVIL AND RECORDS (206)

A PUBLIC SAFETY PROGRAM

OBJECTIVE: To provide quality staff support and service to our citizens in the areas of Records, Civil, and Property while developing alternate, offsetting sources of operating revenue and ensuring the most effective and efficient investment of available resources. We strive to be perceived as focused on community, employee safety, and professionalism and as creating a significant return on investment with the resources available.

WORK PLAN SUMMARY: To efficiently process and serve civil papers and subpoenas. To efficiently process police records and the issuance of concealed handgun licenses. To expeditiously retrieve information for Sheriff's Office personnel, other agencies, and the public. To safeguard and control the chain of evidence. To plan for future needs by reviewing data, listening to public requests, and through the budgeting process.

REVENUE AND EXPENDITURE SUMMARY

| | Actual <u>2008-09</u> | Actual <u>2009-10</u> | Budgeted <u>2010-11</u> | Proposed <u>2011-12</u> | Approved <u>2011-12</u> | Adopted <u>2011-12</u> |
|----------------------|--------------------------|--------------------------|----------------------------|----------------------------|----------------------------|---------------------------|
| Total Revenues | 101,184 | 100,585 | 100,725 | 100,795 | 100,795 | 100,795 |
| Personal Services | 384,228 | 380,670 | 357,460 | 376,821 | 376,821 | 376,821 |
| Materials & Services | 23,324 | 28,261 | 43,250 | 41,300 | 41,300 | 41,300 |
| Total Expenditures | 407,552 | 408,931 | 400,710 | 418,121 | 418,121 | 418,121 |
| Full-Time Positions | 6.00 | 5.50 | 4.50 | 4.50 | 4.50 | 4.50 |

EFFECTIVENESS INDICATORS: We will know we're successful in this area when all of the Core Objectives identified in our Strategic Plan are true statements. Please refer to your Sheriff's Office website at http://www.lincolncountysheriff.net/strategic_plan.pdf to review our strategic plan.

INTERRELATIONSHIPS: Works closely with the District Attorney's Office, the Trial Court Administrator's Office, local police agencies and state police. May work with other municipal, county, state, and federal enforcement and regulatory agencies. Cooperate with all County departments.

LINCOLN COUNTY, OREGON
ANNUAL BUDGET
FY 2011-12

| | | GENERAL FUND (101) SHERIFF'S OFFICE - CIVIL/RECORDS (206) | | | | | |
|---------------------|----------------------------|--|-------------------|-------------------|-------------------------------|-------------------------------|------------------------------|
| OBJECT | # FTE | 2008-09 ACTUAL | 2009-10 ACTUAL | 2010-11 BUDGET | 2011-12 PROPOSED BUDGET | 2011-12 APPROVED BUDGET | 2011-12 ADOPTED BUDGET |
| <u>REVENUE</u> | | | | | | | |
| 32810 | FEES AND MISC | 101,182 | 177 | - | - | - | - |
| 32811 | CIVIL | - | 59,311 | 61,000 | 53,000 | 53,000 | 53,000 |
| 32812 | CHL | - | 22,420 | 22,200 | 27,000 | 27,000 | 27,000 |
| 32813 | FINGERPRINT | - | 12,280 | 10,750 | 14,000 | 14,000 | 14,000 |
| 32814 | IMPOUNDED VEHICLES | - | 2,400 | 2,700 | 2,500 | 2,500 | 2,500 |
| 32815 | PHOTOS, VIDEO, AND AUDIO | - | 376 | 545 | 200 | 200 | 200 |
| 32816 | POLICE REPORT | - | 2,455 | 3,000 | 2,700 | 2,700 | 2,700 |
| 32817 | SPECIAL REPORT | - | 115 | 230 | - | - | - |
| 32818 | POSTAGE | - | 84 | 150 | 50 | 50 | 50 |
| 32819 | UNCLAIMED/FORFEITED PROP | - | - | - | 400 | 400 | 400 |
| 36650 | REFUNDS & REIMBURSE | 2 | 621 | 150 | 200 | 200 | 200 |
| 36651 | UNCLAIMED PROPERTY | - | - | - | 400 | 400 | 400 |
| 36652 | FORESCOM REIMBURSEMENT | - | 345 | - | 345 | 345 | 345 |
| TOTAL REVENUE | | 101,184 | 100,584 | 100,725 | 100,795 | 100,795 | 100,795 |
| <u>EXPENDITURES</u> | | | | | | | |
| PERSONAL SERVICES | | | | | | | |
| SALARIES | | | | | | | |
| 90201 | 1.00 CHIEF CIVIL DEPUTY | 67,991 | 65,905 | 73,872 | 77,610 | 77,610 | 77,610 |
| 90202 | - RECORDS SPECIALIST | 32,408 | 34,066 | - | - | - | - |
| 90301 | 1.00 CIVIL DEPUTY | 43,556 | 42,226 | 45,276 | 46,147 | 46,147 | 46,147 |
| 90302 | 2.50 RECORDS/PROPERTY TECH | 103,287 | 100,306 | 106,504 | 108,631 | 108,631 | 108,631 |
| 90310 | - CIVIL DEPUTY | 2,189 | - | - | - | - | - |
| 90401 | TEMPORARY EMPLOYEES | 240 | 468 | 1,000 | 2,000 | 2,000 | 2,000 |
| 90501 | OVERTIME | 568 | - | 3,103 | 3,103 | 3,103 | 3,103 |
| 90504 | EXCHANGE TIME PAYOFF | 393 | - | 776 | - | - | - |
| 90601 | HOLIDAY PAY | 253 | - | - | - | - | - |
| 90602 | CLEANING ALLOWANCE | 3,275 | 3,275 | 3,300 | 2,800 | 2,800 | 2,800 |
| 4.50 | TOTAL SALARIES | 254,160 | 246,246 | 233,831 | 240,291 | 240,291 | 240,291 |
| BENEFITS & BURDENS | | | | | | | |
| 90801 | FICA | 19,001 | 18,001 | 17,959 | 18,168 | 18,168 | 18,168 |
| 90802 | RETIREMENT - 401(K) | 27,603 | 27,036 | 24,822 | 26,124 | 26,124 | 26,124 |
| 90803 | RETIREMENT - PERS | 451 | - | - | - | - | - |
| 90804 | HEALTH INSURANCE | 65,208 | 71,374 | 63,843 | 72,336 | 72,336 | 72,336 |
| 90805 | DENTAL INSURANCE | 7,199 | 7,801 | 6,663 | 7,392 | 7,392 | 7,392 |
| 90806 | LIFE INSURANCE | 269 | 244 | 324 | 324 | 324 | 324 |

LINCOLN COUNTY, OREGON
ANNUAL BUDGET
FY 2011-12

| | | GENERAL FUND (101) SHERIFF'S OFFICE - CIVIL/RECORDS (206) | | | | | |
|--------|----------------------------|--|-------------------|-------------------|-------------------------------|-------------------------------|------------------------------|
| OBJECT | # FTE | 2008-09 ACTUAL | 2009-10 ACTUAL | 2010-11 BUDGET | 2011-12 PROPOSED BUDGET | 2011-12 APPROVED BUDGET | 2011-12 ADOPTED BUDGET |
| 90807 | LTD INSURANCE | 770 | 775 | 635 | 635 | 635 | 635 |
| 90808 | WORKER'S COMPENSATION | 6,846 | 6,192 | 4,328 | 6,621 | 6,621 | 6,621 |
| 90809 | UNEMPLOYMENT | 2,361 | 2,641 | 4,695 | 4,750 | 4,750 | 4,750 |
| 90810 | PEHP | 360 | 360 | 360 | 180 | 180 | 180 |
| | TOTAL BENEFITS & BURDENS | 130,068 | 134,424 | 123,629 | 136,530 | 136,530 | 136,530 |
| | TOTAL PERSONAL SERVICES | 384,228 | 380,670 | 357,460 | 376,821 | 376,821 | 376,821 |
| | MATERIALS & SERVICES | | | | | | |
| 91101 | TRAVEL REIMBURSEMENT | - | 501 | 600 | 1,000 | 1,000 | 1,000 |
| 91201 | MEALS & LODGING | 1,070 | 2,083 | 3,300 | 3,300 | 3,300 | 3,300 |
| 91601 | PRINTING & PUBLICATIONS | 1,093 | 1,553 | 800 | 1,600 | 1,600 | 1,600 |
| 92101 | EQUIPMENT REPAIR | - | 363 | 500 | 500 | 500 | 500 |
| 92901 | MEMBERSHIP FEES & DUES | 100 | 100 | 100 | 200 | 200 | 200 |
| 93301 | MAINTENANCE AGREEMENTS | - | 2,610 | 16,050 | 13,000 | 13,000 | 13,000 |
| 93901 | CONTRACTUAL SERVICES/INT | 570 | 3,695 | 400 | 400 | 400 | 400 |
| 94101 | OFFICE SUPPLIES | 3,068 | 1,964 | 2,300 | 2,300 | 2,300 | 2,300 |
| 94102 | FURNITURE & EQUIPMENT | 4,185 | - | 3,000 | 3,000 | 3,000 | 3,000 |
| 94201 | PRINT SHOP | 83 | 188 | 200 | 200 | 200 | 200 |
| 94210 | COPIER SVCS | 4,644 | 6,605 | 6,000 | 6,000 | 6,000 | 6,000 |
| 94602 | UNIFORMS | 2,072 | 2,014 | 3,300 | 3,000 | 3,000 | 3,000 |
| 95103 | PHYSICAL EXAMINATIONS | - | - | 100 | 100 | 100 | 100 |
| 95202 | CONTINUING EDUCATION | 1,590 | 1,895 | 2,300 | 2,300 | 2,300 | 2,300 |
| 95901 | OTHER SUPPLIES | 3,499 | 2,719 | 2,800 | 2,800 | 2,800 | 2,800 |
| 96601 | RENTALS OF SPACE | 1,350 | 1,350 | 1,500 | 1,600 | 1,600 | 1,600 |
| 96701 | RENTALS OF EQUIPMENT | - | 621 | - | - | - | - |
| | TOTAL MATERIALS & SERVICES | 23,324 | 28,261 | 43,250 | 41,300 | 41,300 | 41,300 |
| | TOTAL EXPENDITURES | 407,552 | 408,931 | 400,710 | 418,121 | 418,121 | 418,121 |

LINCOLN COUNTY, OREGON

GENERAL FUND (101)

DEPARTMENT: PATROL GRANTS (209)

A PUBLIC SAFETY PROGRAM

OBJECTIVE: It is the mission of the Lincoln County Sheriff's Office to safeguard the lives and property of the people we serve, to reduce the incidence and fear of crime, and to enhance public safety while working in partnership with our citizens to improve their quality of life.

WORK PLAN SUMMARY: To respond to calls for service and take appropriate action. To patrol Lincoln County and enforce all traffic and criminal laws, serve civil process, conduct investigations and make arrests while treating all with dignity and respect.

REVENUE AND EXPENDITURE SUMMARY

| | <u>Actual</u> <u>2008-09</u> | <u>Actual</u> <u>2009-10</u> | <u>Budgeted</u> <u>2010-11</u> | <u>Proposed</u> <u>2011-12</u> | <u>Approved</u> <u>2011-12</u> | <u>Adopted</u> <u>2011-12</u> |
|---------------------|---------------------------------|---------------------------------|-----------------------------------|-----------------------------------|-----------------------------------|----------------------------------|
| Total Revenues | 0 | 42,326 | 39,356 | 41,536 | 41,536 | 41,536 |
| Personal Services | 0 | 22,897 | 39,536 | 41,536 | 41,536 | 41,536 |
| Total Expenditures | 0 | 22,897 | 39,536 | 41,536 | 41,536 | 41,536 |
| Full-Time Positions | 0.00 | 0.00 | 0.00 | 0.00 | 0.00 | 0.00 |

EFFECTIVENESS INDICATORS: We will know we're successful in this area when all of the Core Objectives identified in our Strategic Plan are true statements. Please refer to your Sheriff's Office website at http://www.lincolncountysheriff.net/strategic_plan.pdf to review our strategic plan.

INTERRELATIONSHIPS: Works closely with the District Attorney's Office, the Trial Court Administrator's Office, local police agencies and state police. May work with other municipal, county, state and federal enforcement and regulatory agencies. Cooperates with all county departments.

LINCOLN COUNTY, OREGON
ANNUAL BUDGET
FY 2011-12

| GENERAL FUND (101) | | | | | | |
|--|---------|---------|---------|-----------------|-----------------|----------------|
| SHERIFF'S OFFICE - PATROL GRANTS (209) | | | | | | |
| OBJECT | 2008-09 | 2009-10 | 2010-11 | 2011-12 | 2011-12 | 2011-12 |
| | ACTUAL | ACTUAL | BUDGET | PROPOSED BUDGET | APPROVED BUDGET | ADOPTED BUDGET |
| <u>REVENUE</u> | | | | | | |
| 33221 SAFETY BELT & MOTORCYCLE GRANT | - | 8,838 | 5,000 | 5,000 | 5,000 | 5,000 |
| 33224 IMPAIRED DRIVER GRANT | - | 4,856 | 5,000 | 5,000 | 5,000 | 5,000 |
| 33228 PEDESTRIAN SAFETY GRANT | - | 4,880 | - | - | - | - |
| 33229 OREGON STATE PARKS | - | 9,471 | 10,000 | 12,000 | 12,000 | 12,000 |
| 33230 ODOT WORK ZONE GRANT | - | 2,281 | 7,248 | 7,248 | 7,248 | 7,248 |
| 33231 OVERTIME-NARCOTICS-JAG/B | - | - | 7,288 | 7,288 | 7,288 | 7,288 |
| 33715 DOJ ERADICATION GRANT | - | 12,000 | 5,000 | 5,000 | 5,000 | 5,000 |
| TOTAL REVENUE | - | 42,326 | 39,536 | 41,536 | 41,536 | 41,536 |
| <u>EXPENDITURES</u> | | | | | | |
| PERSONAL SERVICES | | | | | | |
| SALARIES | | | | | | |
| 90401 TEMPORARY EMPLOYEES | - | - | 6,500 | 9,425 | 9,425 | 9,425 |
| 90503 OVERTIME/MARIJUANA ERADI | - | 3,348 | 3,950 | 2,950 | 2,950 | 2,950 |
| 90507 OVERTIME/SAFETY BELT | - | 4,622 | 3,950 | 2,950 | 2,950 | 2,950 |
| 90509 OVERTIME/IMPAIRED DRIVER | - | 2,947 | 3,950 | 2,950 | 2,950 | 2,950 |
| 90514 OVERTIME/PEDESTRIAN SAFE | - | 3,198 | - | - | - | - |
| 90516 OVERTIME/STATE PARKS | - | - | 2,000 | 2,000 | 2,000 | 2,000 |
| 90517 OVERTIME/ODOT WORK ZONE | - | 1,862 | 5,726 | 5,726 | 5,726 | 5,726 |
| 90518 OVERTIME-NARCOTICS-JAB/B | - | - | 5,000 | 7,288 | 7,288 | 7,288 |
| TOTAL SALARIES | - | 15,977 | 31,076 | 33,289 | 33,289 | 33,289 |
| BENEFITS & BURDENS | | | | | | |
| 90801 FICA | - | 1,211 | 2,378 | 2,524 | 2,524 | 2,524 |
| 90803 RETIREMENT - PERS | - | 1,884 | 3,143 | 4,045 | 4,045 | 4,045 |
| 90804 HEALTH INSURANCE | - | 956 | 1,013 | - | - | - |
| 90805 DENTAL INSURANCE | - | 104 | 114 | - | - | - |
| 90806 LIFE INSURANCE | - | 3 | 6 | - | - | - |
| 90807 LTD INSURANCE | - | 10 | 11 | - | - | - |
| 90808 WORKER'S COMPENSATION | - | 1,173 | 1,435 | 1,017 | 1,017 | 1,017 |
| 90809 UNEMPLOYMENT | - | 1,575 | 360 | 661 | 661 | 661 |
| 90810 PEHP | - | 5 | - | - | - | - |
| TOTAL BENEFITS & BURDENS | - | 6,921 | 8,460 | 8,247 | 8,247 | 8,247 |
| TOTAL PERSONAL SERVICES | - | 22,898 | 39,536 | 41,536 | 41,536 | 41,536 |
| TOTAL EXPENDITURES | - | 22,898 | 39,536 | 41,536 | 41,536 | 41,536 |

LINCOLN COUNTY, OREGON

GENERAL FUND (101)

DEPARTMENT: INVESTIGATIONS AND PATROL (210)

A PUBLIC SAFETY PROGRAM

OBJECTIVE: It is the mission of the Lincoln County Sheriff's Office to safeguard the lives and property of the people we serve, to reduce the incidence and fear of crime, and to enhance public safety while working in partnership with our citizens to improve their quality of life.

WORK PLAN SUMMARY: To respond to calls for service and take appropriate action. To patrol Lincoln County and enforce all traffic and criminal laws, serve civil process, conduct investigations and make arrests while treating all with dignity and respect.

REVENUE AND EXPENDITURE SUMMARY

| | <u>Actual</u> <u>2008-09</u> | <u>Actual</u> <u>2009-10</u> | <u>Budgeted</u> <u>2010-11</u> | <u>Proposed</u> <u>2011-12</u> | <u>Approved</u> <u>2011-12</u> | <u>Adopted</u> <u>2011-12</u> |
|----------------------|---------------------------------|---------------------------------|-----------------------------------|-----------------------------------|-----------------------------------|----------------------------------|
| Total Revenues | 210,607 | 147,711 | 125,535 | 123,535 | 123,535 | 123,535 |
| Personal Services | 2,285,385 | 2,158,045 | 2,109,372 | 2,218,983 | 2,218,983 | 2,218,983 |
| Materials & Services | 469,442 | 421,374 | 486,785 | 504,085 | 504,085 | 504,085 |
| Total Expenditures | 2,754,827 | 2,579,419 | 2,596,157 | 2,723,068 | 2,723,068 | 2,723,068 |
| Full-Time Positions | 23.00 | 22.00 | 20.00 | 20.00 | 20.00 | 20.00 |

EFFECTIVENESS INDICATORS: We will know we're successful in this area when all of the Core Objectives identified in our Strategic Plan are true statements. Please refer to your Sheriff's Office website at http://www.lincolncountysheriff.net/strategic_plan.pdf to review our strategic plan.

INTERRELATIONSHIPS: Works closely with the District Attorney's Office, the Trial Court Administrator's Office, local police agencies and state police. May work with other municipal, county, state and federal enforcement and regulatory agencies. Cooperates with all county departments.

LINCOLN COUNTY, OREGON
ANNUAL BUDGET
FY 2011-12

| | | GENERAL FUND (101) | | | | | |
|---------------------|---------------------------|--|-------------------|-------------------|-------------------------------|-------------------------------|------------------------------|
| | | SHERIFF'S OFFICE - PATROL & INVESTIGATIONS (210) | | | | | |
| OBJECT | # FTE | 2008-09 ACTUAL | 2009-10 ACTUAL | 2010-11 BUDGET | 2011-12 PROPOSED BUDGET | 2011-12 APPROVED BUDGET | 2011-12 ADOPTED BUDGET |
| <u>REVENUE</u> | | | | | | | |
| 32810 | FEES | 6,730 | - | 10,000 | - | - | - |
| 32814 | IMPOUNDED VEHICLES | - | 2,400 | - | 1,000 | 1,000 | 1,000 |
| 32820 | ALARM FEES | - | 2,110 | - | 4,000 | 4,000 | 4,000 |
| 33221 | SAFETYBELT & MOTORCYCLE | 5,986 | - | - | - | - | - |
| 33224 | IMPAIRED DRIVER GRANT | 4,476 | - | - | - | - | - |
| 33228 | PEDESTRIAN SAFETY GRANT/ | 4,073 | - | - | - | - | - |
| 33229 | OREGON STATE PARKS | 12,873 | - | - | - | - | - |
| 33325 | BALLISTIC VEST GRANT | - | 2,464 | - | - | - | - |
| 33715 | DOJ MARIJUANA ERAD. | 10,000 | - | - | - | - | - |
| 33740 | USFS MARIJUANA ERAD. COA | 646 | - | - | - | - | - |
| 33990 | ALL OTHER INTERGOVERNMENT | 1,970 | 1,286 | - | - | - | - |
| 34717 | COUNTY PARK PATROL SERVI | 2,631 | - | 2,500 | 4,000 | 4,000 | 4,000 |
| 35220 | STATE COURT FINES | 59,675 | 66,829 | 55,000 | 55,000 | 55,000 | 55,000 |
| 36135 | DONATIONS | 80,020 | - | - | - | - | - |
| 36136 | SWAT REIMBURSEMENT | 6,250 | - | - | - | - | - |
| 36648 | DONATIONS FOR RESERVE PR | - | 200 | - | - | - | - |
| 36650 | REFUNDS & REIMBURSEMENTS | 5,244 | 10,837 | 400 | 2,000 | 2,000 | 2,000 |
| 36990 | ALL OTHER MISCELLANEOUS | 10,033 | 4,050 | 100 | - | - | - |
| 40000 | BEG. BALANCE - DONATION | - | 57,535 | 57,535 | 57,535 | 57,535 | 57,535 |
| TOTAL REVENUE | | 210,607 | 147,711 | 125,535 | 123,535 | 123,535 | 123,535 |
| <u>EXPENDITURES</u> | | | | | | | |
| PERSONAL SERVICES | | | | | | | |
| SALARIES | | | | | | | |
| 90205 | 1.00 LIEUTENANT | 84,394 | 81,799 | 91,696 | 97,767 | 97,767 | 97,767 |
| 90220 | 4.00 SERGEANTS | 295,991 | 325,235 | 300,433 | 310,736 | 310,736 | 310,736 |
| 90301 | 3.00 DETECTIVES | 185,567 | 179,863 | 190,955 | 194,771 | 194,771 | 194,771 |
| 90310 | 12.00 DEPUTY SHERIFFS | 732,142 | 665,118 | 675,490 | 673,506 | 673,506 | 673,506 |
| 90401 | TEMPORARY EMPLOYEES | 4,619 | 17,572 | 2,000 | 2,000 | 2,000 | 2,000 |
| 90501 | OVERTIME | 82,616 | 123,026 | 85,720 | 85,720 | 85,720 | 85,720 |
| 90503 | OVERTIME / ERADICATION D | 5,952 | - | - | - | - | - |
| 90504 | EXCHANGE TIME PAYOFF | 32,592 | 9,414 | 20,512 | 20,512 | 20,512 | 20,512 |
| 90507 | SAFETY BELT GRANT | 3,676 | - | - | - | - | - |
| 90508 | SPEED ENFORCEMENT GRANT | 835 | - | - | - | - | - |
| 90509 | IMPAIRED DRIVER GRANT | 2,842 | - | - | - | - | - |
| 90511 | CALLBACK COURT OVERTIME | 7,667 | 3,001 | - | - | - | - |
| 90514 | PEDESTRIAN SAFETY GRANT | 3,212 | - | - | - | - | - |
| 90515 | TRAINING OVERTIME | 26,169 | 10,127 | - | - | - | - |
| 90516 | OVERTIME/STATE PARKS | 7,819 | - | - | - | - | - |
| 90601 | HOLIDAY PAY | 50,763 | 47,452 | 50,000 | 50,000 | 50,000 | 50,000 |
| 90602 | CLEANING ALLOWANCE | 15,000 | 14,525 | 12,800 | 12,800 | 12,800 | 12,800 |
| 20.00 | TOTAL SALARIES | 1,541,856 | 1,477,132 | 1,429,606 | 1,447,812 | 1,447,812 | 1,447,812 |

LINCOLN COUNTY, OREGON
ANNUAL BUDGET
FY 2011-12

| | | GENERAL FUND (101) | | | | | |
|--------------------------|----------------------------|--|-------------------|-------------------|-------------------------------|-------------------------------|------------------------------|
| | | SHERIFF'S OFFICE - PATROL & INVESTIGATIONS (210) | | | | | |
| OBJECT | # FTE | 2008-09 ACTUAL | 2009-10 ACTUAL | 2010-11 BUDGET | 2011-12 PROPOSED BUDGET | 2011-12 APPROVED BUDGET | 2011-12 ADOPTED BUDGET |
| BENEFITS & BURDENS | | | | | | | |
| 90801 | FICA | 116,976 | 109,141 | 108,003 | 109,396 | 109,396 | 109,396 |
| 90802 | RETIREMENT - 401(K) | 685 | - | - | - | - | - |
| 90803 | RETIREMENT - PERS | 236,391 | 176,311 | 167,312 | 204,801 | 204,801 | 204,801 |
| 90804 | HEALTH INSURANCE | 256,933 | 270,688 | 283,015 | 317,292 | 317,292 | 317,292 |
| 90805 | DENTAL INSURANCE | 28,313 | 29,578 | 29,536 | 32,424 | 32,424 | 32,424 |
| 90806 | LIFE INSURANCE | 1,279 | 1,143 | 1,440 | 1,440 | 1,440 | 1,440 |
| 90807 | LTD INSURANCE | 3,114 | 3,046 | 2,880 | 2,820 | 2,820 | 2,820 |
| 90808 | WORKER'S COMPENSATION | 84,968 | 74,726 | 58,444 | 73,498 | 73,498 | 73,498 |
| 90809 | UNEMPLOYMENT | 14,005 | 15,362 | 28,236 | 28,600 | 28,600 | 28,600 |
| 90810 | PEHP | 865 | 918 | 900 | 900 | 900 | 900 |
| TOTAL BENEFITS & BURDENS | | 743,529 | 680,913 | 679,766 | 771,171 | 771,171 | 771,171 |
| TOTAL PERSONAL SERVICES | | 2,285,385 | 2,158,045 | 2,109,372 | 2,218,983 | 2,218,983 | 2,218,983 |
| MATERIALS & SERVICES | | | | | | | |
| 91101 | TRAVEL REIMBURSEMENT | 515 | 617 | 500 | 500 | 500 | 500 |
| 91102 | MOTOR POOL | 267,519 | 290,098 | 249,900 | 235,600 | 235,600 | 235,600 |
| 91201 | MEALS & LODGING | 12,843 | 14,252 | 9,500 | 9,500 | 9,500 | 9,500 |
| 91501 | POSTAGE | 204 | - | - | - | - | - |
| 91601 | PRINTING & PUBLICATIONS | 2,151 | 2,615 | 3,000 | 2,000 | 2,000 | 2,000 |
| 91801 | HOSPITAL & MEDICAL CARE | 52 | 60 | 2,000 | 2,000 | 2,000 | 2,000 |
| 92101 | EQUIPMENT REPAIR | 420 | 1,787 | 1,500 | 2,000 | 2,000 | 2,000 |
| 92901 | MEMBERSHIP FEES & DUES | 859 | 565 | 800 | 500 | 500 | 500 |
| 93301 | MAINTENANCE AGREEMENTS | 1,087 | 877 | - | 1,000 | 1,000 | 1,000 |
| 93901 | CONTRACTUAL SERVICES | 18,190 | 11,662 | 13,400 | 10,000 | 10,000 | 10,000 |
| 93916 | CONTRACTUAL ERADICATION | 4,901 | 5,438 | 8,000 | 8,000 | 8,000 | 8,000 |
| 94101 | OFFICE SUPPLIES | 2,761 | 3,149 | 3,000 | 3,000 | 3,000 | 3,000 |
| 94102 | FURNITURE & EQUIP. UNDER | 19,910 | 15,340 | 19,500 | 19,500 | 19,500 | 19,500 |
| 94103 | VEHICLE EQUIP. UNDER \$500 | 43,349 | 22,358 | 45,500 | 85,500 | 85,500 | 85,500 |
| 94104 | SWAT MATERIALS | 3,062 | 1,313 | 4,000 | 4,000 | 4,000 | 4,000 |
| 94201 | PRINT SHOP | 408 | 1,151 | 2,000 | 1,000 | 1,000 | 1,000 |
| 94602 | UNIFORMS | 22,395 | 13,975 | 25,000 | 20,000 | 20,000 | 20,000 |
| 95103 | PHYSICAL EXAMINATIONS | 206 | 159 | 950 | 950 | 950 | 950 |
| 95202 | CONTINUING EDUCATION | 10,300 | 10,490 | 9,700 | 10,000 | 10,000 | 10,000 |

LINCOLN COUNTY, OREGON
ANNUAL BUDGET
FY 2011-12

| GENERAL FUND (101) | | | | | | | |
|--|----------------------------|-----------|-----------|-----------|-----------------|-----------------|----------------|
| SHERIFF'S OFFICE - PATROL & INVESTIGATIONS (210) | | | | | | | |
| OBJECT | # FTE | 2008-09 | 2009-10 | 2010-11 | 2011-12 | 2011-12 | 2011-12 |
| | | ACTUAL | ACTUAL | BUDGET | PROPOSED BUDGET | APPROVED BUDGET | ADOPTED BUDGET |
| 95901 | OTHER SUPPLIES | 9,863 | 7,227 | 13,500 | 13,500 | 13,500 | 13,500 |
| 95904 | AMMUNITION/FIREARMS/RANG | 17,582 | 11,437 | 12,000 | 12,000 | 12,000 | 12,000 |
| 95905 | CRIME PREVENTION | 744 | - | 1,000 | 500 | 500 | 500 |
| 95906 | RESERVE PURCHASES FROM D | 90 | - | 2,000 | 2,000 | 2,000 | 2,000 |
| 95907 | CHAPLAIN PURCHASES FROM | - | - | 2,000 | 2,000 | 2,000 | 2,000 |
| 95908 | SPECIAL PROJECTS | 22,589 | 1,900 | 57,535 | 57,535 | 57,535 | 57,535 |
| 96601 | RENTALS OF SPACE | 3,481 | 925 | 500 | 500 | 500 | 500 |
| 96701 | RENTALS OF EQUIPMENT | 3,961 | 3,979 | - | 1,000 | 1,000 | 1,000 |
| | TOTAL MATERIALS & SERVICES | 469,442 | 421,374 | 486,785 | 504,085 | 504,085 | 504,085 |
| | TOTAL EXPENDITURES | 2,754,827 | 2,579,419 | 2,596,157 | 2,723,068 | 2,723,068 | 2,723,068 |

LINCOLN COUNTY, OREGON

GENERAL FUND (101)

DEPARTMENT: BOAT PATROL (211)

A PUBLIC SAFETY PROGRAM

OBJECTIVE: To promote safety and the preservation of life. This will be accomplished through providing quality Marine Patrol services, marine law enforcement, community and outdoor education, and support services within the resources provided. We will consistently strive to be professional and responsive to the ever-changing and challenging missions that we and our community may face with the confidence and trust the taxpayers have invested in us.

WORK PLAN SUMMARY: To function as a unit of the patrol division by patrolling the waterways, roads and highways of the county enforcing all boating, criminal and traffic laws. To perform safety inspections of boats on the waterways and livery operations within the county. To conduct water safety education programs at schools. To maintain excellent communication with the Oregon State Marine Board.

REVENUE AND EXPENDITURE SUMMARY

| | Actual <u>2008-09</u> | Actual <u>2009-10</u> | Budgeted <u>2010-11</u> | Proposed <u>2011-12</u> | Approved <u>2011-12</u> | Adopted <u>2011-12</u> |
|----------------------|--------------------------|--------------------------|----------------------------|----------------------------|----------------------------|---------------------------|
| Total Revenues | 200,282 | 200,113 | 200,112 | 200,112 | 200,112 | 200,112 |
| Personal Services | 220,237 | 209,538 | 224,396 | 238,922 | 238,922 | 238,922 |
| Materials & Services | 46,195 | 45,483 | 46,666 | 44,616 | 44,616 | 44,616 |
| Total Expenditures | 266,432 | 255,021 | 271,062 | 283,538 | 283,538 | 283,538 |
| Full-Time Positions | 2.00 | 2.00 | 2.00 | 2.00 | 2.00 | 2.00 |

EFFECTIVENESS INDICATORS: We will know we're successful in this area when all of the Core Objectives identified in our Strategic Plan are true statements. Please refer to your Sheriff's Office website at http://www.lincolncountysheriff.net/strategic_plan.pdf to review our strategic plan.

INTERRELATIONSHIPS: Works closely with the Oregon State Marine Board, local port and lake authorities, local police and state police. May work with other municipal, county, state and federal enforcement or regulatory agencies. Cooperates with all county departments.

BUDGET NOTE: The Oregon State Marine Board contributes through a contract up to 80% total program costs, which is reflected in revenues.

**LINCOLN COUNTY, OREGON
ANNUAL BUDGET
FY 2011-12**

| | | GENERAL FUND (101) SHERIFF'S OFFICE - BOAT PATROL (211) | | | | | |
|----------------------|--------------------------|--|-------------------|-------------------|-------------------------------|-------------------------------|------------------------------|
| OBJECT | # FTE | 2008-09 ACTUAL | 2009-10 ACTUAL | 2010-11 BUDGET | 2011-12 PROPOSED BUDGET | 2011-12 APPROVED BUDGET | 2011-12 ADOPTED BUDGET |
| <u>REVENUE</u> | | | | | | | |
| 33710 | BOATING SAFETY GRANT | 200,282 | 200,113 | 200,112 | 200,112 | 200,112 | 200,112 |
| | TOTAL REVENUE | 200,282 | 200,113 | 200,112 | 200,112 | 200,112 | 200,112 |
| <u>EXPENDITURES</u> | | | | | | | |
| PERSONAL SERVICES | | | | | | | |
| SALARIES | | | | | | | |
| 90310 | 2.00 DEPUTY SHERIFF | 112,870 | 108,601 | 117,492 | 121,023 | 121,023 | 121,023 |
| 90401 | TEMPORARY EMPLOYEES | 12,231 | 15,947 | 17,035 | 17,035 | 17,035 | 17,035 |
| 90501 | OVERTIME | 15,052 | 7,996 | 10,000 | 10,000 | 10,000 | 10,000 |
| 90504 | EXCHANGE TIME PAYOFF | 2,580 | 1,791 | 2,500 | 2,500 | 2,500 | 2,500 |
| 90511 | CALLBACK COURT OVERTIME | 334 | 207 | - | - | - | - |
| 90515 | TRAINING OVERTIME | 3,130 | 1,753 | 1,000 | 1,000 | 1,000 | 1,000 |
| 90601 | HOLIDAY PAY | 3,546 | 4,249 | 4,000 | 4,000 | 4,000 | 4,000 |
| 90602 | CLEANING ALLOWANCE | 1,200 | 1,200 | 1,200 | 1,200 | 1,200 | 1,200 |
| | TOTAL SALARIES | 150,943 | 141,744 | 153,227 | 156,758 | 156,758 | 156,758 |
| BENEFITS & BURDENS | | | | | | | |
| 90801 | FICA | 11,541 | 10,843 | 11,554 | 11,824 | 11,824 | 11,824 |
| 90803 | RETIREMENT/PERS | 20,657 | 17,164 | 17,934 | 22,639 | 22,639 | 22,639 |
| 90804 | HEALTH INSURANCE | 24,813 | 26,244 | 28,960 | 32,880 | 32,880 | 32,880 |
| 90805 | DENTAL INSURANCE | 2,737 | 2,864 | 3,022 | 3,360 | 3,360 | 3,360 |
| 90806 | LIFE INSURANCE | 110 | 94 | 144 | 144 | 144 | 144 |
| 90807 | LTD INSURANCE | 282 | 277 | 282 | 282 | 282 | 282 |
| 90808 | WORKER'S COMPENSATION | 7,936 | 8,718 | 6,252 | 7,944 | 7,944 | 7,944 |
| 90809 | UNEMPLOYMENT | 1,218 | 1,590 | 3,021 | 3,091 | 3,091 | 3,091 |
| | TOTAL BENEFITS & BURDENS | 69,294 | 67,794 | 71,169 | 82,164 | 82,164 | 82,164 |
| | TOTAL PERSONAL SERVICES | 220,237 | 209,538 | 224,396 | 238,922 | 238,922 | 238,922 |
| MATERIALS & SERVICES | | | | | | | |
| 91101 | TRAVEL REIMBURSEMENT | 76 | - | 100 | 100 | 100 | 100 |
| 91102 | MOTOR POOL | 29,784 | 26,937 | 26,700 | 24,400 | 24,400 | 24,400 |
| 91201 | MEALS & LODGING | 1,646 | 1,269 | 2,000 | 2,000 | 2,000 | 2,000 |
| 91401 | TELEPHONE | 2,511 | 1,755 | 2,000 | 2,000 | 2,000 | 2,000 |
| 91601 | PRINTING & PUBLICATIONS | - | - | - | 250 | 250 | 250 |
| 92101 | EQUIPMENT REPAIR | 651 | 2,514 | 2,500 | 2,500 | 2,500 | 2,500 |
| 93901 | CONTRACTUAL SERVICES | 690 | 1,519 | 1,000 | 1,000 | 1,000 | 1,000 |
| 94101 | OFFICE SUPPLIES | 60 | 12 | 100 | 100 | 100 | 100 |

LINCOLN COUNTY, OREGON
ANNUAL BUDGET
FY 2011-12

| | | GENERAL FUND (101) SHERIFF'S OFFICE - BOAT PATROL (211) | | | | | |
|--------|----------------------------|--|---------|---------|-----------------|-----------------|----------------|
| OBJECT | # FTE | 2008-09 | 2009-10 | 2010-11 | 2011-12 | 2011-12 | 2011-12 |
| | | ACTUAL | ACTUAL | BUDGET | PROPOSED BUDGET | APPROVED BUDGET | ADOPTED BUDGET |
| 94102 | FURNITURE & EQUIP. UNDER | 5,614 | 7,811 | 5,916 | 5,916 | 5,916 | 5,916 |
| 94404 | OIL & GREASE | 267 | 465 | 400 | 400 | 400 | 400 |
| 94405 | TIRES & TUBES | - | - | 250 | 250 | 250 | 250 |
| 94602 | UNIFORMS | 2,263 | 478 | 2,000 | 2,000 | 2,000 | 2,000 |
| 94701 | SMALL TOOLS | 250 | 152 | 200 | 200 | 200 | 200 |
| 95202 | CONTINUING EDUCATION | 1,080 | 450 | 1,500 | 1,500 | 1,500 | 1,500 |
| 95901 | OTHER SUPPLIES | 1,303 | 2,121 | 2,000 | 2,000 | 2,000 | 2,000 |
| | TOTAL MATERIALS & SERVICES | 46,195 | 45,483 | 46,666 | 44,616 | 44,616 | 44,616 |
| | TOTAL EXPENDITURES | 266,432 | 255,021 | 271,062 | 283,538 | 283,538 | 283,538 |

LINCOLN COUNTY, OREGON

GENERAL FUND (101)

DEPARTMENT: CITY OF WALDPOR AGREEMENT (214)

A PUBLIC SAFETY PROGRAM

OBJECTIVE: It is the mission of the Lincoln County Sheriff's Office to safeguard the lives and property of the people we serve, to reduce the incidence and fear of crime, and to enhance public safety while working in partnership with our citizens to improve their quality of life.

WORK PLAN SUMMARY: To respond to calls for service and take appropriate action. To patrol Lincoln County and enforce all traffic and criminal laws, serve civil process, conduct investigations and make arrests while treating all with dignity and respect. All the while complying with the intergovernmental agreement between the city of Waldport and the Sheriff's Office.

REVENUE AND EXPENDITURE SUMMARY

| | Actual <u>2008-09</u> | Actual <u>2009-10</u> | Budgeted <u>2010-11</u> | Proposed <u>2011-12</u> | Approved <u>2011-12</u> | Adopted <u>2011-12</u> |
|----------------------|--------------------------|--------------------------|----------------------------|----------------------------|----------------------------|---------------------------|
| Total Revenues | 282,648 | 286,748 | 317,556 | 332,701 | 332,701 | 332,701 |
| Personal Services | 226,190 | 225,380 | 235,666 | 251,998 | 251,998 | 251,998 |
| Materials & Services | 75,704 | 72,883 | 81,890 | 80,703 | 80,703 | 80,703 |
| Total Expenditures | 301,894 | 298,263 | 317,556 | 332,701 | 332,701 | 332,701 |
| Full-Time Positions | 2.50 | 2.50 | 2.50 | 2.50 | 2.50 | 2.50 |

EFFECTIVENESS INDICATORS: We will know we're successful in this area when all of the Core Objectives identified in our Strategic Plan are true statements. Please refer to your Sheriff's Office website at http://www.lincolncountysheriff.net/strategic_plan.pdf to review our strategic plan.

INTERRELATIONSHIPS: Works closely with the city of Waldport, the District Attorney's office, the Trial Court Administrator's office, local police agencies and state police. May work with other municipal, county, state and federal enforcement or regulatory agencies. Cooperates with all county and city of Waldport departments.

**LINCOLN COUNTY, OREGON
ANNUAL BUDGET
FY 2011-12**

| GENERAL FUND (101) | | | | | | | | |
|--|-------|--------------------------|-------------------|-------------------|-------------------|-------------------------------|-------------------------------|------------------------------|
| SHERIFF'S OFFICE - WALDPORTR CONTRACT (214) | | | | | | | | |
| OBJECT | # FTE | | 2008-09 ACTUAL | 2009-10 ACTUAL | 2010-11 BUDGET | 2011-12 PROPOSED BUDGET | 2011-12 APPROVED BUDGET | 2011-12 ADOPTED BUDGET |
| <u>REVENUE</u> | | | | | | | | |
| 33120 | | WALDPORTR CONTRACT | 282,648 | 286,748 | 317,556 | 332,701 | 332,701 | 332,701 |
| | | TOTAL REVENUE | 282,648 | 286,748 | 317,556 | 332,701 | 332,701 | 332,701 |
| <u>EXPENDITURES</u> | | | | | | | | |
| PERSONAL SERVICES | | | | | | | | |
| SALARIES | | | | | | | | |
| 90302 | 0.50 | RECORDS/PROPERTY TECH | 20,184 | 19,746 | 20,965 | 21,384 | 21,384 | 21,384 |
| 90310 | 2.00 | DEPUTY SHERIFF | 105,233 | 107,846 | 115,971 | 118,696 | 118,696 | 118,696 |
| 90501 | | OVERTIME | 13,361 | 13,830 | 10,000 | 12,000 | 12,000 | 12,000 |
| 90504 | | EXCHANGE TIME PAYOFF | 168 | 629 | 550 | 550 | 550 | 550 |
| 90511 | | CALLBACK COURT OVERTIME | 3,095 | 216 | - | - | - | - |
| 90515 | | TRAINING OVERTIME | 2,254 | 621 | 2,000 | 2,000 | 2,000 | 2,000 |
| 90601 | | HOLIDAY PAY | 5,732 | 4,625 | 6,000 | 6,000 | 6,000 | 6,000 |
| 90602 | | CLEANING ALLOWANCE | 1,500 | 1,475 | 1,500 | 1,500 | 1,500 | 1,500 |
| | 2.50 | TOTAL SALARIES | 151,527 | 148,988 | 156,986 | 162,130 | 162,130 | 162,130 |
| BENEFITS & BURDENS | | | | | | | | |
| 90801 | | FICA | 11,271 | 11,042 | 11,895 | 12,288 | 12,288 | 12,288 |
| 90802 | | 401(K) RETIREMENT | 2,266 | 2,205 | 2,306 | 2,352 | 2,352 | 2,352 |
| 90803 | | RETIREMENT/PERS | 18,096 | 16,345 | 15,238 | 18,759 | 18,759 | 18,759 |
| 90804 | | HEALTH INSURANCE | 31,428 | 33,960 | 36,200 | 41,100 | 41,100 | 41,100 |
| 90805 | | DENTAL INSURANCE | 3,410 | 3,816 | 3,778 | 4,200 | 4,200 | 4,200 |
| 90806 | | LIFE INSURANCE | 132 | 118 | 180 | 180 | 180 | 180 |
| 90807 | | LTD INSURANCE | 351 | 361 | 353 | 353 | 353 | 353 |
| 90808 | | WORKER'S COMPENSATION | 6,327 | 6,772 | 5,620 | 7,423 | 7,423 | 7,423 |
| 90809 | | UNEMPLOYMENT | 1,382 | 1,773 | 3,110 | 3,213 | 3,213 | 3,213 |
| | | TOTAL BENEFITS & BURDENS | 74,663 | 76,392 | 78,680 | 89,868 | 89,868 | 89,868 |
| | | TOTAL PERSONAL SERVICES | 226,190 | 225,380 | 235,666 | 251,998 | 251,998 | 251,998 |
| MATERIALS & SERVICES | | | | | | | | |
| 91102 | | MOTOR POOL | 31,799 | 30,850 | 29,700 | 26,400 | 26,400 | 26,400 |
| 91201 | | MEALS & LODGING | 490 | 134 | 1,000 | 1,000 | 1,000 | 1,000 |
| 91401 | | TELEPHONE | 2,652 | 1,624 | 2,000 | 2,000 | 2,000 | 2,000 |
| 92101 | | EQUIPMENT REPAIR | - | 585 | 250 | 250 | 250 | 250 |
| 93901 | | CONTRACTUAL SERVICES | 599 | 779 | 600 | 600 | 600 | 600 |
| 93902 | | DISPATCH SERVICES | 8,228 | - | 7,500 | 7,500 | 7,500 | 7,500 |
| 94101 | | OFFICE SUPPLIES | - | - | 300 | 300 | 300 | 300 |

LINCOLN COUNTY, OREGON
ANNUAL BUDGET
FY 2011-12

| GENERAL FUND (101) | | | | | | | |
|--|----------------------------|---------|---------|---------|-----------------|-----------------|----------------|
| SHERIFF'S OFFICE - WALDPORT CONTRACT (214) | | | | | | | |
| OBJECT | # FTE | 2008-09 | 2009-10 | 2010-11 | 2011-12 | 2011-12 | 2011-12 |
| | | ACTUAL | ACTUAL | BUDGET | PROPOSED BUDGET | APPROVED BUDGET | ADOPTED BUDGET |
| 94102 | FURNITURE & EQUIP. UNDER | - | 1,624 | 6,000 | 6,000 | 6,000 | 6,000 |
| 94103 | VEHICLE EQUIP. UNDER \$500 | - | 3,766 | - | - | - | - |
| 94602 | UNIFORMS | 765 | 343 | 1,300 | 1,300 | 1,300 | 1,300 |
| 95202 | CONTINUING EDUCATION | - | - | 1,000 | 1,000 | 1,000 | 1,000 |
| 95901 | OTHER SUPPLIES | - | 123 | - | - | - | - |
| 95904 | AMMUNITION/FIREARMS/RANG | 500 | 813 | 500 | 500 | 500 | 500 |
| 96901 | INDIRECT COSTS | 30,671 | 32,242 | 31,740 | 33,853 | 33,853 | 33,853 |
| | TOTAL MATERIALS & SERVICES | 75,704 | 72,883 | 81,890 | 80,703 | 80,703 | 80,703 |
| | TOTAL EXPENDITURES | 301,894 | 298,263 | 317,556 | 332,701 | 332,701 | 332,701 |

LINCOLN COUNTY, OREGON

GENERAL FUND (101)

DEPARTMENT: FOREST ENHANCEMENT PROGRAM (285)

A PUBLIC SAFETY PROGRAM

OBJECTIVE: To promote safety, protecting the environment and the preservation of life. This will be accomplished through quality Forest Patrol enforcement and services, outdoor education and support services within the resources provided. We will consistently strive to be professional and responsive to the ever-changing and challenging missions that we and our community may face with the confidence and trust the taxpayers have invested in us.

WORK PLAN SUMMARY: To patrol the forested areas within Lincoln County with one (1) full time forest enforcement deputy to enforce criminal laws and to observe public and private forest lands for indications of illegal activities. The forest enforcement deputy is an employee of the Sheriff, meeting all qualifications for and performing the regular duties of a Sheriff's Deputy.

REVENUE AND EXPENDITURE SUMMARY

| | <u>Actual</u> <u>2008-09</u> | <u>Actual</u> <u>2009-10</u> | <u>Budgeted</u> <u>2010-11</u> | <u>Proposed</u> <u>2011-12</u> | <u>Approved</u> <u>2011-12</u> | <u>Adopted</u> <u>2011-12</u> |
|----------------------|---------------------------------|---------------------------------|-----------------------------------|-----------------------------------|-----------------------------------|----------------------------------|
| Total Revenues | 92,763 | 91,939 | 99,044 | 106,050 | 106,050 | 106,050 |
| Personal Services | 95,064 | 96,154 | 97,545 | 104,551 | 104,551 | 104,551 |
| Materials & Services | 1,084 | 2,298 | 1,499 | 1,499 | 1,499 | 1,499 |
| Total Expenditures | 96,148 | 98,452 | 99,044 | 106,050 | 106,050 | 106,050 |
| Full-Time Positions | 1.00 | 1.00 | 1.00 | 1.00 | 1.00 | 1.00 |

EFFECTIVENESS INDICATORS: We will know we're successful in this area when all of the Core Objectives identified in our Strategic Plan are true statements. Please refer to your Sheriff's Office website at http://www.lincolncountysheriff.net/strategic_plan.pdf to review our strategic plan.

INTERRELATIONSHIPS: Works closely with the Lincoln County Solid Waste District, the Association of Concerned Landowners (which is made up of private timber companies), the District Attorney's office, the Trial Court Administrator's office, local police agencies and state police. May work with other municipal, county, state and federal enforcement or regulatory agencies.

LINCOLN COUNTY, OREGON
ANNUAL BUDGET
FY 2011-12

| GENERAL FUND (101) | | | | | | | | |
|--|-------|----------------------------|---------|---------|---------|----------|----------|---------|
| SHERIFF'S OFFICE - FOREST CONTRACT (285) | | | | | | | | |
| OBJECT | # FTE | | 2008-09 | 2009-10 | 2010-11 | 2011-12 | 2011-12 | 2011-12 |
| | | | ACTUAL | ACTUAL | BUDGET | PROPOSED | APPROVED | ADOPTED |
| | | | | | | BUDGET | BUDGET | BUDGET |
| <u>REVENUE</u> | | | | | | | | |
| 34170 | | SERVICES FOR SOLID WASTE | 92,763 | 91,939 | 99,044 | 106,050 | 106,050 | 106,050 |
| | | TOTAL REVENUE | 92,763 | 91,939 | 99,044 | 106,050 | 106,050 | 106,050 |
| <u>EXPENDITURES</u> | | | | | | | | |
| PERSONAL SERVICES | | | | | | | | |
| SALARIES | | | | | | | | |
| 90310 | 1.00 | DEPUTY SHERIFF | 57,638 | 55,873 | 59,317 | 60,512 | 60,512 | 60,512 |
| 90501 | | OVERTIME | 1,148 | 1,690 | 1,500 | 2,000 | 2,000 | 2,000 |
| 90504 | | EXCHANGE TIME PAYOFF | 1,259 | 1,885 | - | - | - | - |
| 90511 | | CALLBACK COURT OVERTIME | 626 | 250 | - | 200 | 200 | 200 |
| 90515 | | TRAINING OVERTIME | 730 | 1,523 | 500 | 500 | 500 | 500 |
| 90601 | | HOLIDAY PAY | 1,808 | 2,365 | 2,000 | 2,000 | 2,000 | 2,000 |
| 90701 | | CLEANING ALLOWANCE | 600 | 600 | 600 | 600 | 600 | 600 |
| | | TOTAL SALARIES | 63,809 | 64,186 | 63,917 | 65,812 | 65,812 | 65,812 |
| BENEFITS & BURDENS | | | | | | | | |
| 90801 | | FICA | 4,881 | 4,910 | 4,844 | 4,989 | 4,989 | 4,989 |
| 90803 | | RETIREMENT/PERS | 9,361 | 8,813 | 8,693 | 11,053 | 11,053 | 11,053 |
| 90804 | | HEALTH INSURANCE | 12,407 | 12,665 | 14,480 | 16,440 | 16,440 | 16,440 |
| 90805 | | DENTAL INSURANCE | 1,369 | 1,394 | 1,511 | 1,680 | 1,680 | 1,680 |
| 90806 | | LIFE INSURANCE | 55 | 46 | 72 | 72 | 72 | 72 |
| 90807 | | LTD INSURANCE | 141 | 135 | 141 | 141 | 141 | 141 |
| 90808 | | WORKER'S COMPENSATION | 2,457 | 3,346 | 2,621 | 3,060 | 3,060 | 3,060 |
| 90809 | | UNEMPLOYMENT | 584 | 659 | 1,266 | 1,304 | 1,304 | 1,304 |
| | | TOTAL BENEFITS & BURDENS | 31,255 | 31,968 | 33,628 | 38,739 | 38,739 | 38,739 |
| | | TOTAL PERSONAL SERVICES | 95,064 | 96,154 | 97,545 | 104,551 | 104,551 | 104,551 |
| MATERIALS & SERVICES | | | | | | | | |
| 91101 | | TRAVEL REIMBURSEMENT | - | - | 100 | 100 | 100 | 100 |
| 91201 | | MEALS & LODGING | 10 | - | 500 | 500 | 500 | 500 |
| 92101 | | EQUIPMENT REPAIR | 614 | - | 200 | 200 | 200 | 200 |
| 94102 | | FURN/EQUIP < \$10,000 | - | 1,945 | - | - | - | - |
| 94602 | | UNIFORMS | 460 | 353 | 450 | 450 | 450 | 450 |
| 95202 | | CONTINUING EDUCATION | - | - | 249 | 249 | 249 | 249 |
| | | TOTAL MATERIALS & SERVICES | 1,084 | 2,298 | 1,499 | 1,499 | 1,499 | 1,499 |
| | | TOTAL EXPENDITURES | 96,148 | 98,452 | 99,044 | 106,050 | 106,050 | 106,050 |

LINCOLN COUNTY, OREGON

GENERAL FUND (101)

DEPARTMENT: EMERGENCY SERVICES (290)

A PUBLIC SAFETY PROGRAM

OBJECTIVE: The Emergency Management Services Division's objective (EMSD) is to support the Mission of the Lincoln County Sheriff's Office by providing staff support to the Sheriff. To also work in partnership with Oregon Emergency Management (OEM) for purposes of emergency response planning, identifying resources for emergencies, and coordinating responses to emergency events.

WORK PLAN SUMMARY: The work plan summary for the Emergency Service's division is to prepare, respond, recover, and mitigate disasters, natural and manmade, for Lincoln County.

REVENUE AND EXPENDITURE SUMMARY

| | Actual <u>2008-09</u> | Actual <u>2009-10</u> | Budgeted <u>2010-11</u> | Proposed <u>2011-12</u> | Approved <u>2011-12</u> | Adopted <u>2011-12</u> |
|----------------------|--------------------------|--------------------------|----------------------------|----------------------------|----------------------------|---------------------------|
| Total Revenues | 137,133 | 54,123 | 73,000 | 78,000 | 110,649 | 110,649 |
| Personal Services | 227,443 | 277 | 0 | 0 | 89,140 | 89,140 |
| Materials & Services | 85,749 | 47,608 | 89,880 | 92,137 | 92,137 | 92,137 |
| Total Expenditures | 313,192 | 47,885 | 89,880 | 92,137 | 181,277 | 181,277 |
| Full-Time Positions | 2.00 | 1.00 | 0.00 | 0.00 | 1.00 | 1.00 |

EFFECTIVENESS INDICATORS: We will know we're successful in this area when all of the Core Objectives identified in our Strategic Plan are true statements. Please refer to your Sheriff's Office website at http://www.lincolncountysheriff.net/strategic_plan.pdf to review our strategic plan.

INTERRELATIONSHIPS: The Emergency Management Division will work in partnership with federal, state, regional, and local public safety responders, public health, hospitals, schools, Oregon Emergency Management, public works, cities, and others to develop and train response plans and educate our citizens on emergency response and procedures.

LINCOLN COUNTY, OREGON
ANNUAL BUDGET
FY 2011-12

| GENERAL FUND (101) | | | | | | | | |
|---|-------|--------------------------|-------------------|-------------------|-------------------|-------------------------------|-------------------------------|------------------------------|
| SHERIFF'S OFFICE - EMERGENCY SERVICES (290) | | | | | | | | |
| OBJECT | # FTE | | 2008-09 ACTUAL | 2009-10 ACTUAL | 2010-11 BUDGET | 2011-12 PROPOSED BUDGET | 2011-12 APPROVED BUDGET | 2011-12 ADOPTED BUDGET |
| <u>REVENUE</u> | | | | | | | | |
| 33215 | | CIVIL DEFENSE EMERGENCY | 116,940 | 39,050 | 53,000 | 53,000 | 85,649 | 85,649 |
| 34610 | | OTTER CREST COMM. RENT | 20,180 | 15,072 | 20,000 | 25,000 | 25,000 | 25,000 |
| 36650 | | REFUNDS & REIMBURSEMENTS | 13 | - | - | - | - | - |
| TOTAL REVENUE | | | 137,133 | 54,122 | 73,000 | 78,000 | 110,649 | 110,649 |
| <u>EXPENDITURES</u> | | | | | | | | |
| PERSONAL SERVICES | | | | | | | | |
| SALARIES | | | | | | | | |
| 90201 | 1.00 | COORDINATOR | 102,189 | - | - | - | 58,031 | 58,031 |
| 90301 | | ASSISTANT COORDINATOR | 59,876 | - | - | - | - | - |
| 90401 | | TEMPORARY EMPLOYEES | 1,537 | 208 | - | - | - | - |
| TOTAL SALARIES | | | 163,602 | 208 | - | - | 58,031 | 58,031 |
| BENEFITS & BURDENS | | | | | | | | |
| 90801 | | FICA | 11,577 | 16 | - | - | 4,439 | 4,439 |
| 90802 | | 401(K) RETIREMENT | 17,827 | - | - | - | 6,383 | 6,383 |
| 90804 | | HEALTH INSURANCE | 21,978 | - | - | - | 14,796 | 14,796 |
| 90805 | | DENTAL INSURANCE | 2,422 | - | - | - | 1,512 | 1,512 |
| 90806 | | LIFE INSURANCE | 95 | - | - | - | 72 | 72 |
| 90807 | | LTD INSURANCE | 282 | - | - | - | 141 | 141 |
| 90808 | | WORKER'S COMPENSATION | 8,351 | 31 | - | - | 2,425 | 2,425 |
| 90809 | | UNEMPLOYMENT | 1,129 | 21 | - | - | 1,161 | 1,161 |
| 90810 | | PEHP | 180 | - | - | - | 180 | 180 |
| TOTAL BENEFITS & BURDENS | | | 63,841 | 68 | - | - | 31,109 | 31,109 |
| TOTAL PERSONAL SERVICES | | | 227,443 | 276 | - | - | 89,140 | 89,140 |
| MATERIALS & SERVICES | | | | | | | | |
| 91101 | | TRAVEL REIMBURSEMENT | 767 | - | 1,500 | 500 | 500 | 500 |
| 91102 | | MOTOR POOL | 449 | 574 | 1,900 | 600 | 600 | 600 |
| 91201 | | MEALS & LODGING | - | 129 | 250 | 600 | 600 | 600 |
| 91401 | | TELEPHONE | 7,933 | 6,879 | 5,800 | 2,300 | 2,300 | 2,300 |
| 91501 | | POSTAGE | 208 | 3 | - | - | - | - |
| 91601 | | PRINTING & PUBLICATIONS | - | 56 | - | 400 | 400 | 400 |
| 92001 | | UTILITIES-OTTER CREST | - | - | - | 2,257 | 2,257 | 2,257 |
| 92101 | | EQUIPMENT REPAIR | 26,890 | 3,503 | 18,000 | 18,000 | 18,000 | 18,000 |
| 92901 | | MEMBERSHIP FEES & DUES | 200 | - | 200 | 200 | 200 | 200 |
| 93301 | | MAINTENANCE AGREEMENTS | 9,307 | 12,948 | 11,000 | 12,000 | 12,000 | 12,000 |
| 93901 | | CONTRACTUAL SERVICES | - | 112 | - | 5,000 | 5,000 | 5,000 |
| 94101 | | OFFICE SUPPLIES | 411 | - | 1,000 | 500 | 500 | 500 |
| 94102 | | FURN/EQUIP < \$10,000 | 13,385 | 5,509 | 11,000 | 11,780 | 11,780 | 11,780 |
| 94201 | | PRINT SHOP | 1,391 | - | 2,000 | 500 | 500 | 500 |
| 95202 | | CONTINUING EDUCATION | - | 200 | 250 | 500 | 500 | 500 |
| 95901 | | OTHER SUPPLIES | 710 | 381 | 2,980 | 3,000 | 3,000 | 3,000 |
| 96601 | | RENTALS OF SPACE | 24,098 | 17,314 | 34,000 | 34,000 | 34,000 | 34,000 |
| TOTAL MATERIALS & SERVICES | | | 85,749 | 47,608 | 89,880 | 92,137 | 92,137 | 92,137 |
| TOTAL EXPENDITURES | | | 313,192 | 47,884 | 89,880 | 92,137 | 181,277 | 181,277 |

LINCOLN COUNTY, OREGON

GENERAL FUND (101)

DEPARTMENT: COUNTY JAIL (610)

A PUBLIC SAFETY PROGRAM

OBJECTIVE: To invest resources into the jail in a manner that maximizes the safety of our members, provides inmate wellness, and ensures security of the facility.

WORK PLAN SUMMARY: To operate the Jail in compliance with the law as well as Oregon Jail Standards. To safeguard the lives and property of the people we serve, to reduce the incidence and fear of crime, and to enhance public safety while working in partnership with our citizens to improve their quality of life. Our commitment is to do so with honor and integrity, while at all times conducting ourselves with the highest ethical standards to maintain public confidence. To efficiently process warrants of arrest and arrange for transportation of inmates to and from other facilities.

REVENUE AND EXPENDITURE SUMMARY

| | Actual <u>2008-09</u> | Actual <u>2009-10</u> | Budgeted <u>2010-11</u> | Proposed <u>2011-12</u> | Approved <u>2011-12</u> | Adopted <u>2011-12</u> |
|----------------------|--------------------------|--------------------------|----------------------------|----------------------------|----------------------------|---------------------------|
| Total Revenues | 1,087,770 | 1,194,068 | 1,139,637 | 1,102,335 | 1,102,335 | 1,102,335 |
| Personal Services | 4,177,410 | 3,752,334 | 4,075,397 | 4,231,422 | 4,231,422 | 4,231,422 |
| Materials & Services | 489,352 | 392,198 | 383,720 | 613,165 | 613,165 | 613,165 |
| Total Expenditures | 4,666,762 | 4,144,532 | 4,459,117 | 4,844,587 | 4,844,587 | 4,844,587 |
| Full-Time Positions | 48.00 | 43.00 | 41.00 | 41.00 | 41.00 | 41.00 |

EFFECTIVENESS INDICATORS: We will know we're successful in this area when all of the Core Objectives identified in our Strategic Plan are true statements. Please refer to your Sheriff's Office website at http://www.lincolncountysheriff.net/strategic_plan.pdf to review our strategic plan.

INTERRELATIONSHIPS: Works closely with State Courts, Jail health team, and city, county, and state law enforcement officers. Works with other municipalities, counties and states regarding transportation of inmates.

LINCOLN COUNTY, OREGON
ANNUAL BUDGET
FY 2011-12

| GENERAL FUND (101) SHERIFF'S OFFICE - JAIL (610) | | | | | | | |
|---|-------|-------------------|-------------------|-------------------|-------------------------------|-------------------------------|------------------------------|
| OBJECT | # FTE | 2008-09 ACTUAL | 2009-10 ACTUAL | 2010-11 BUDGET | 2011-12 PROPOSED BUDGET | 2011-12 APPROVED BUDGET | 2011-12 ADOPTED BUDGET |
| <u>REVENUE</u> | | | | | | | |
| 33153 | | 36,997 | 35,290 | 25,000 | 25,000 | 25,000 | 25,000 |
| 33309 | | 613,728 | 659,487 | 659,487 | 619,335 | 619,335 | 619,335 |
| 33324 | | 385,790 | 410,618 | 420,000 | 420,000 | 420,000 | 420,000 |
| 33325 | | 4,661 | 613 | - | 3,000 | 3,000 | 3,000 |
| 33706 | | - | 29,204 | - | - | - | - |
| 33707 | | 11,799 | 12,570 | - | - | - | - |
| 36651 | | 30 | 84 | 150 | - | - | - |
| 36652 | | 3,897 | 5,312 | - | - | - | - |
| 36990 | | 30,868 | 40,890 | 35,000 | 35,000 | 35,000 | 35,000 |
| TOTAL REVENUE | | 1,087,770 | 1,194,068 | 1,139,637 | 1,102,335 | 1,102,335 | 1,102,335 |
| <u>EXPENDITURES</u> | | | | | | | |
| PERSONAL SERVICES | | | | | | | |
| SALARIES | | | | | | | |
| 90205 | 1.00 | 85,394 | 81,799 | 89,025 | 97,767 | 97,767 | 97,767 |
| 90220 | 2.00 | 146,405 | 141,911 | 154,448 | 159,877 | 159,877 | 159,877 |
| 90250 | 1.00 | 38,254 | 37,082 | 41,563 | 43,666 | 43,666 | 43,666 |
| 90310 | 25.00 | 1,374,015 | 1,253,732 | 1,391,907 | 1,372,097 | 1,372,097 | 1,372,097 |
| 90315 | 8.00 | 349,247 | 414,834 | 482,875 | 509,086 | 509,086 | 509,086 |
| 90350 | 1.00 | 63,335 | 62,152 | 69,192 | 70,567 | 70,567 | 70,567 |
| 90351 | 1.00 | 40,740 | 39,492 | 41,931 | 42,768 | 42,768 | 42,768 |
| 90367 | - | 33,188 | - | - | - | - | - |
| 90370 | 2.00 | 75,097 | 70,547 | 77,638 | 70,627 | 70,627 | 70,627 |
| 90401 | | 14,358 | 25,358 | 25,000 | 25,000 | 25,000 | 25,000 |
| 90501 | | 448,390 | 254,595 | 200,000 | 200,000 | 200,000 | 200,000 |
| 90504 | | 9,791 | 7,374 | 2,100 | 2,100 | 2,100 | 2,100 |
| 90511 | | 835 | 2,136 | - | - | - | - |
| 90515 | | 22,907 | 23,054 | - | - | - | - |
| 90601 | | 97,999 | 89,616 | 102,000 | 102,000 | 102,000 | 102,000 |
| 90602 | | 24,375 | 24,275 | 27,000 | 27,000 | 27,000 | 27,000 |
| 41.00 | | 2,824,330 | 2,527,957 | 2,704,679 | 2,722,555 | 2,722,555 | 2,722,555 |
| TOTAL SALARIES | | | | | | | |
| BENEFITS & BURDENS | | | | | | | |
| 90801 | | 214,052 | 191,221 | 204,842 | 206,210 | 206,210 | 206,210 |
| 90802 | | 30,164 | 26,579 | 25,336 | 25,039 | 25,039 | 25,039 |
| 90803 | | 340,355 | 254,791 | 300,598 | 341,782 | 341,782 | 341,782 |
| 90804 | | 529,676 | 539,060 | 602,888 | 665,820 | 665,820 | 665,820 |
| 90805 | | 56,256 | 58,755 | 62,918 | 68,040 | 68,040 | 68,040 |
| 90806 | | 2,260 | 2,015 | 3,024 | 2,952 | 2,952 | 2,952 |

LINCOLN COUNTY, OREGON
ANNUAL BUDGET
FY 2011-12

| | | GENERAL FUND (101) SHERIFF'S OFFICE - JAIL (610) | | | | | |
|--------|----------------------------|---|-------------------|-------------------|-------------------------------|-------------------------------|------------------------------|
| OBJECT | # FTE | 2008-09 ACTUAL | 2009-10 ACTUAL | 2010-11 BUDGET | 2011-12 PROPOSED BUDGET | 2011-12 APPROVED BUDGET | 2011-12 ADOPTED BUDGET |
| 90807 | LTD INSURANCE | 5,824 | 5,685 | 5,991 | 5,850 | 5,850 | 5,850 |
| 90808 | WORKER'S COMPENSATION | 148,045 | 120,988 | 110,847 | 138,543 | 138,543 | 138,543 |
| 90809 | UNEMPLOYMENT | 25,693 | 24,563 | 53,554 | 53,911 | 53,911 | 53,911 |
| 90810 | PEHP | 755 | 720 | 720 | 720 | 720 | 720 |
| | TOTAL BENEFITS & BURDENS | 1,353,080 | 1,224,377 | 1,370,718 | 1,508,867 | 1,508,867 | 1,508,867 |
| | TOTAL PERSONAL SERVICES | 4,177,410 | 3,752,334 | 4,075,397 | 4,231,422 | 4,231,422 | 4,231,422 |
| | MATERIALS & SERVICES | | | | | | |
| 91101 | TRAVEL REIMBURSEMENT | 5,902 | 1,561 | 3,000 | 3,000 | 3,000 | 3,000 |
| 91102 | MOTOR POOL | 22,497 | 21,671 | 19,400 | 19,300 | 19,300 | 19,300 |
| 91201 | MEALS & LODGING | 9,279 | 8,191 | 6,000 | 6,000 | 6,000 | 6,000 |
| 91501 | POSTAGE | - | 5 | - | - | - | - |
| 91601 | PRINTING & PUBLICATIONS | 2,217 | 1,712 | 1,500 | 1,500 | 1,500 | 1,500 |
| 92001 | UTILITIES | 246 | - | - | 228,845 | 228,845 | 228,845 |
| 92101 | EQUIPMENT REPAIR | 285 | 84 | 2,000 | 2,000 | 2,000 | 2,000 |
| 92901 | MEMBERSHIP FEES & DUES | 130 | 498 | 200 | 600 | 600 | 600 |
| 93301 | MAINTENANCE AGREEMENTS | 6,155 | 7,129 | 7,000 | 7,000 | 7,000 | 7,000 |
| 93901 | CONTRACTUAL SERVICES | 12,689 | 5,514 | 7,600 | 7,600 | 7,600 | 7,600 |
| 94101 | OFFICE SUPPLIES | 5,234 | 7,031 | 7,500 | 7,500 | 7,500 | 7,500 |
| 94102 | FURN/EQUIP < \$10,000 | 86,999 | 31,835 | 15,000 | 15,000 | 15,000 | 15,000 |
| 94201 | PRINT SHOP | 3,662 | 6,110 | 4,000 | 4,000 | 4,000 | 4,000 |
| 94210 | USAGE FEES | 10,381 | 14,013 | 9,240 | 9,240 | 9,240 | 9,240 |
| 94600 | NON FOOD ITEMS | 7,561 | 6,968 | 4,000 | 4,000 | 4,000 | 4,000 |
| 94601 | FOOD | 191,636 | 180,152 | 190,000 | 190,000 | 190,000 | 190,000 |
| 94602 | UNIFORMS | 24,832 | 19,556 | 20,000 | 20,000 | 20,000 | 20,000 |
| 94604 | INMATE CLOTHING | 25,597 | 18,970 | 15,000 | 15,000 | 15,000 | 15,000 |
| 94701 | EXTRADITION EXPENSE | - | 138 | - | - | - | - |
| 95103 | PHYSICAL EXAMINATIONS | 1,182 | 2,240 | 1,500 | 1,500 | 1,500 | 1,500 |
| 95201 | INMATE LAW LIBRARY | 6,875 | 5,607 | 7,800 | 7,800 | 7,800 | 7,800 |
| 95202 | CONTINUING EDUCATION | 4,487 | 4,419 | 12,000 | 12,000 | 12,000 | 12,000 |
| 95901 | OTHER SUPPLIES | 24,918 | 8,446 | 8,000 | 8,000 | 8,000 | 8,000 |
| 95904 | AMMUNITION/FIREARMS/RANG | 7,508 | 10,937 | 8,000 | 8,000 | 8,000 | 8,000 |
| 95905 | DEFENSIVE TACTICS | - | - | 6,000 | 6,000 | 6,000 | 6,000 |
| 96601 | RENTAL OF SPACE | 400 | 431 | - | 300 | 300 | 300 |
| 96701 | RENTALS OF EQUIP/LOCK N | 28,680 | 28,980 | 28,980 | 28,980 | 28,980 | 28,980 |
| | TOTAL MATERIALS & SERVICES | 489,352 | 392,198 | 383,720 | 613,165 | 613,165 | 613,165 |
| | TOTAL EXPENDITURES | 4,666,762 | 4,144,532 | 4,459,117 | 4,844,587 | 4,844,587 | 4,844,587 |

LINCOLN COUNTY, OREGON

GENERAL FUND (101)

DEPARTMENT: JAIL/JUVENILE DETENTION FACILITY HEALTH (611)

A PUBLIC SAFETY PROGRAM

OBJECTIVE: To consistently invest available resources towards a secure and humane environment for individuals being held in your county jail.

WORK PLAN SUMMARY: To operate the Jail health program in compliance with the law, National Commission on Correctional Health Care Standards and Oregon Jail Standards. To safeguard the lives and property of the people we serve, to reduce the incidence and fear of crime, and to enhance public safety while working in partnership with our citizens to improve their quality of life. Our commitment is to do so with honor and integrity, while at all times conducting ourselves with the highest ethical standards to maintain public confidence.

REVENUE AND EXPENDITURE SUMMARY

| | Actual <u>2008-09</u> | Actual <u>2009-10</u> | Budgeted <u>2010-11</u> | Proposed <u>2011-12</u> | Approved <u>2011-12</u> | Adopted <u>2011-12</u> |
|----------------------|--------------------------|--------------------------|----------------------------|----------------------------|----------------------------|---------------------------|
| Total Revenues | 109,620 | 120,893 | 93,000 | 105,640 | 105,640 | 105,640 |
| Personal Services | 323,312 | 312,253 | 374,269 | 405,727 | 405,727 | 405,727 |
| Materials & Services | 265,445 | 346,502 | 251,450 | 251,450 | 251,450 | 251,450 |
| Total Expenditures | 588,757 | 658,755 | 625,719 | 657,177 | 657,177 | 657,177 |
| Full-Time Positions | 5.00 | 5.00 | 5.00 | 5.00 | 5.00 | 5.00 |

EFFECTIVENESS INDICATORS: We will know we're successful in this area when all of the Core Objectives identified in our Strategic Plan are true statements. Please refer to your Sheriff's Office website at http://www.lincolncountysheriff.net/strategic_plan.pdf to review our strategic plan.

INTERRELATIONSHIPS: Works closely with Lincoln County Juvenile shelter/Detention staff, Health Officer, Lincoln County Mental Health, Hospital staff, court system, State facilities (prison and mental hospital) and physicians/dentists who have treated/will treat jail inmates.

**LINCOLN COUNTY, OREGON
ANNUAL BUDGET
FY 2011-12**

| GENERAL FUND (101) | | | | | | | | |
|--|-------|------------------------------|-------------------|-------------------|-------------------|-------------------------------|-------------------------------|------------------------------|
| SHERIFF'S OFFICE - JAIL/JUVENILE DETENTION HEALTH (611) | | | | | | | | |
| OBJECT | # FTE | | 2008-09 ACTUAL | 2009-10 ACTUAL | 2010-11 BUDGET | 2011-12 PROPOSED BUDGET | 2011-12 APPROVED BUDGET | 2011-12 ADOPTED BUDGET |
| <u>REVENUE</u> | | | | | | | | |
| 33324 | | BENTON COUNTY RENT | 99,606 | 103,839 | 88,000 | 90,640 | 90,640 | 90,640 |
| 34519 | | PRIVATE PAY FEES | 5,024 | - | 5,000 | - | - | - |
| 36650 | | REFUNDS & REIMBURSEMENTS | 4,990 | 17,053 | - | 15,000 | 15,000 | 15,000 |
| TOTAL REVENUE | | | 109,620 | 120,892 | 93,000 | 105,640 | 105,640 | 105,640 |
| <u>EXPENDITURES</u> | | | | | | | | |
| PERSONAL SERVICES | | | | | | | | |
| SALARIES | | | | | | | | |
| 90201 | 1.00 | CORR HEALTH NURSE SUPERVISOR | - | 54,481 | 67,933 | 73,512 | 73,512 | 73,512 |
| 90306 | 3.00 | LPN | 52,868 | 90,635 | 125,375 | 132,361 | 132,361 | 132,361 |
| 90317 | 1.00 | OFFICE ASSISTANT 2 | 37,346 | 36,202 | 38,438 | 39,192 | 39,192 | 39,192 |
| 90329 | - | CORRECTIONS HEALTH NURSE | 118,604 | 7,425 | - | - | - | - |
| 90501 | | OVERTIME | 6,402 | 4,955 | 5,000 | 7,000 | 7,000 | 7,000 |
| 90504 | | COMP TIME PAYOFF | - | 1,158 | - | 1,000 | 1,000 | 1,000 |
| 90601 | | HOLIDAY PAY | 561 | 2,299 | 1,500 | 3,000 | 3,000 | 3,000 |
| 90602 | | CLEANING ALLOWANCE | 2,725 | 2,775 | 3,000 | 3,000 | 3,000 | 3,000 |
| | 5.00 | TOTAL SALARIES | 218,506 | 199,930 | 241,246 | 259,065 | 259,065 | 259,065 |
| BENEFITS & BURDENS | | | | | | | | |
| 90801 | | FICA | 16,689 | 15,168 | 18,226 | 19,589 | 19,589 | 19,589 |
| 90802 | | 401(K) RETIREMENT | 24,036 | 21,992 | 26,207 | 28,167 | 28,167 | 28,167 |
| 90804 | | HEALTH INSURANCE | 52,656 | 62,581 | 72,399 | 80,556 | 80,556 | 80,556 |
| 90805 | | DENTAL INSURANCE | 5,831 | 6,842 | 7,556 | 8,232 | 8,232 | 8,232 |
| 90806 | | LIFE INSURANCE | 193 | 197 | 360 | 360 | 360 | 360 |
| 90807 | | LTD INSURANCE | 599 | 673 | 705 | 705 | 705 | 705 |
| 90808 | | WORKER'S COMPENSATION | 2,888 | 2,547 | 2,805 | 3,752 | 3,752 | 3,752 |
| 90809 | | UNEMPLOYMENT | 1,914 | 2,158 | 4,765 | 5,121 | 5,121 | 5,121 |
| 90810 | | PEHP | - | 165 | - | 180 | 180 | 180 |
| TOTAL BENEFITS & BURDENS | | | 104,806 | 112,323 | 133,023 | 146,662 | 146,662 | 146,662 |
| TOTAL PERSONAL SERVICES | | | 323,312 | 312,253 | 374,269 | 405,727 | 405,727 | 405,727 |
| MATERIALS & SERVICES | | | | | | | | |
| 91101 | | TRAVEL REIMBURSEMENT | (7) | - | 500 | 500 | 500 | 500 |
| 91201 | | MEALS & LODGING | 1,548 | 429 | 1,000 | 1,000 | 1,000 | 1,000 |
| 91401 | | TELEPHONE | 1,053 | 467 | - | - | - | - |
| 91501 | | POSTAGE | 37 | 79 | - | - | - | - |
| 91601 | | PRINTING & PUBLICATIONS | 220 | 164 | - | - | - | - |
| 91801 | | HOSPITAL & MEDICAL CARE | 69,452 | 149,609 | 110,000 | 110,000 | 110,000 | 110,000 |
| 92807 | | DOCTORS/HEALTH OFFICER | 21,720 | 19,910 | 25,000 | 25,000 | 25,000 | 25,000 |
| 92901 | | MEMBERSHIP FEES & DUES | 2,197 | 2,281 | 2,000 | 2,000 | 2,000 | 2,000 |
| 93901 | | CONTRACTUAL SERVICES | 22,640 | 19,837 | 21,000 | 21,000 | 21,000 | 21,000 |

LINCOLN COUNTY, OREGON
ANNUAL BUDGET
FY 2011-12

| GENERAL FUND (101) | | | | | | | |
|---|-----------------------|-------------------|-------------------|-------------------|--------------------|--------------------|-------------------|
| SHERIFF'S OFFICE - JAIL/JUVENILE DETENTION HEALTH (611) | | | | | | | |
| OBJECT | # FTE | 2008-09 ACTUAL | 2009-10 ACTUAL | 2010-11 BUDGET | 2011-12 | 2011-12 | 2011-12 |
| | | | | | PROPOSED BUDGET | APPROVED BUDGET | ADOPTED BUDGET |
| 94101 | OFFICE SUPPLIES | 173 | 2,262 | - | - | - | - |
| 94102 | FURN/EQUIP < \$10,000 | 1,594 | 1,595 | 2,500 | 2,500 | 2,500 | 2,500 |
| 94201 | PRINT SHOP | 1,888 | 2,368 | 1,500 | 1,500 | 1,500 | 1,500 |
| 94602 | UNIFORMS | 634 | 490 | 750 | 750 | 750 | 750 |
| 95101 | MED/LAB/XRAY | 6,800 | 13,474 | - | - | - | - |
| 95102 | MEDICAL SUPPLIES | 2,224 | 4,649 | 5,000 | 5,000 | 5,000 | 5,000 |
| 95105 | PHARMACY | 131,598 | 127,005 | 80,000 | 80,000 | 80,000 | 80,000 |
| 95201 | EDUCATION & LIBRARY | - | - | 200 | 200 | 200 | 200 |
| 95202 | CONTINUING EDUCATION | 540 | 855 | 2,000 | 2,000 | 2,000 | 2,000 |
| 95901 | OTHER SUPPLIES | 1,134 | 1,028 | - | - | - | - |
| TOTAL MATERIALS & SERVICES | | 265,445 | 346,502 | 251,450 | 251,450 | 251,450 | 251,450 |
| TOTAL EXPENDITURES | | 588,757 | 658,755 | 625,719 | 657,177 | 657,177 | 657,177 |

LINCOLN COUNTY, OREGON

GENERAL FUND (101)

DEPARTMENT: ARRA RURAL LAW ENFORCEMENT GRANT (612)

A PUBLIC SAFETY PROGRAM

OBJECTIVE: To improve or enhance the administration and operations of the rural detention and corrections functions to assist law enforcement in rural areas. To revitalize programming by hiring additional Corrections Deputies at the Lincoln County Jail in order to reduce the crime rate in Lincoln County, Oregon. To enhance efficiencies in the Lincoln County Jail with additional personnel to manage the inmate population more effectively to create a safe environment.

WORK PLAN SUMMARY: To operate the Jail in compliance with the law as well as Oregon Jail Standards. To safeguard the lives and property of the people we serve, to reduce the incidence and fear of crime, and to enhance public safety while working in partnership with our citizens to improve their quality of life. Our commitment is to do so with honor and integrity, while at all times conducting ourselves with the highest ethical standards to maintain public confidence. To efficiently process warrants of arrest and arrange for transportation of inmates to and from other facilities.

REVENUE AND EXPENDITURE SUMMARY

| | <u>Actual</u> <u>2008-09</u> | <u>Actual</u> <u>2009-10</u> | <u>Budgeted</u> <u>2010-11</u> | <u>Proposed</u> <u>2011-12</u> | <u>Approved</u> <u>2011-12</u> | <u>Adopted</u> <u>2011-12</u> |
|----------------------|---------------------------------|---------------------------------|-----------------------------------|-----------------------------------|-----------------------------------|----------------------------------|
| Total Revenues | 0 | 46,163 | 227,439 | 240,467 | 240,467 | 240,467 |
| Personal Services | 0 | 78,240 | 223,631 | 240,467 | 240,467 | 240,467 |
| Materials & Services | 0 | 896 | 3,808 | 0 | 0 | 0 |
| Total Expenditures | 0 | 79,136 | 227,439 | 240,467 | 240,467 | 240,467 |
| Full-Time Positions | 0.00 | 3.00 | 3.00 | 3.00 | 3.00 | 3.00 |

EFFECTIVENESS INDICATORS: We will know we're successful in this area when all of the Core Objectives identified in our Strategic Plan are true statements. Please refer to your Sheriff's Office website at http://www.lincolncountysheriff.net/strategic_plan.pdf to review our strategic plan.

INTERRELATIONSHIPS: Works closely with State Courts, Jail health team, and city, county, and state law enforcement officers. Works with other municipalities, counties and states regarding transportation of inmates.

LINCOLN COUNTY, OREGON
ANNUAL BUDGET
FY 2011-12

| GENERAL FUND (101) | | | | | | | |
|--|-------|----------------------------|---------|---------|---------|-----------------|-----------------|
| SHERIFF'S OFFICE - RURAL LAW ENFORCEMENT GRANT III (612) | | | | | | | |
| OBJECT | # FTE | | 2008-09 | 2009-10 | 2010-11 | 2011-12 | 2011-12 |
| | | | ACTUAL | ACTUAL | BUDGET | PROPOSED BUDGET | APPROVED BUDGET |
| <u>REVENUE</u> | | | | | | | |
| 33421 | | RURAL LAW ENFORCEMENT GR | - | 46,163 | 227,439 | 240,467 | 240,467 |
| | | TOTAL REVENUE | - | 46,163 | 227,439 | 240,467 | 240,467 |
| <u>EXPENDITURES</u> | | | | | | | |
| PERSONAL SERVICES | | | | | | | |
| SALARIES | | | | | | | |
| 90310 | 3.00 | CORRECTIONS DEPUTIES | - | 51,279 | 140,594 | 148,665 | 148,665 |
| | | TOTAL SALARIES | - | 51,279 | 140,594 | 148,665 | 148,665 |
| BENEFITS & BURDENS | | | | | | | |
| 90801 | | FICA | - | 3,950 | 10,755 | 11,373 | 11,373 |
| 90803 | | RETIREMENT/PERS | - | 3,143 | 15,038 | 15,223 | 15,223 |
| 90804 | | HEALTH INSURANCE | - | 14,510 | 43,440 | 49,129 | 49,129 |
| 90805 | | DENTAL INSURANCE | - | 1,583 | 4,533 | 4,824 | 4,824 |
| 90806 | | LIFE INSURANCE | - | 49 | 216 | 216 | 216 |
| 90807 | | LTD INSURANCE | - | 152 | 423 | 423 | 423 |
| 90808 | | WORKERS COMPENSATION | - | 3,152 | 5,820 | 7,641 | 7,641 |
| 90809 | | UNEMPLOYMENT | - | 423 | 2,812 | 2,973 | 2,973 |
| | | TOTAL BENEFITS & BURDENS | - | 26,962 | 83,037 | 91,802 | 91,802 |
| | | TOTAL PERSONAL SERVICES | - | 78,241 | 223,631 | 240,467 | 240,467 |
| MATERIALS & SERVICES | | | | | | | |
| 91101 | | TRAVEL REIMBURSEMENT | - | - | 1,600 | - | - |
| 91201 | | MEALS & LODGING | - | 896 | 2,208 | - | - |
| | | TOTAL MATERIALS & SERVICES | - | 896 | 3,808 | - | - |
| | | TOTAL EXPENDITURES | - | 79,137 | 227,439 | 240,467 | 240,467 |

LINCOLN COUNTY, OREGON

GENERAL FUND (101)

DEPARTMENT: JUVENILE (640)

A PUBLIC SAFETY PROGRAM

OBJECTIVES: The administration of Juvenile Court services is pursuant to the Juvenile Code (ORS Chapter 419) and the policies and procedures established by the Circuit Court. Within those guidelines the department investigates screens and supervises those children and their families within Lincoln County from birth through age 17 who have been referred to the Court. The department provides a continuum of services to children including investigations, screening, community supervision, restitution, shelter care and evaluation, secure detention, training school diversion, sex offender treatment, community service, and referral to case appropriate service providers locally and statewide. This department subscribes to a balanced approach to juvenile justice that emphasizes; 1) Community Protection; 2) holding youth accountable for their actions; and 3) competency development for offenders to prevent further penetration into the juvenile justice system. The department strives to provide protection and a safe, secure environment for non-delinquent children while assisting with and monitoring their Court case involvement.

REVENUE AND EXPENDITURE SUMMARY

| | <u>Actual</u> <u>2008-09</u> | <u>Actual</u> <u>2009-10</u> | <u>Budgeted</u> <u>2010-11</u> | <u>Proposed</u> <u>2011-12</u> | <u>Approved</u> <u>2011-12</u> | <u>Adopted</u> <u>2011-12</u> |
|----------------------|---------------------------------|---------------------------------|-----------------------------------|-----------------------------------|-----------------------------------|----------------------------------|
| Total Revenues | 165,582 | 189,118 | 190,500 | 186,000 | 186,000 | 186,000 |
| Personal Services | 1,735,231 | 1,779,163 | 1,687,234 | 1,757,033 | 1,757,033 | 1,757,033 |
| Materials & Services | 117,024 | 127,718 | 165,250 | 169,193 | 169,193 | 169,193 |
| Total Expenditures | 1,852,255 | 1,906,881 | 1,852,484 | 1,926,226 | 1,926,226 | 1,926,226 |
| Full-Time Positions | 22.00 | 21.00 | 18.75 | 19.05 | 19.05 | 19.05 |

EFFECTIVENESS INDICATORS: The department's continued ability to process referrals effectively will be measured by; our ability to maintain the contracted training school cap of 5; to continue to respond to all matters referred; strive to stabilize the average number of referrals made and children placed; to maintain active caseloads at their current average of 40 per Probation Counselor; and to meet the legal mandates and time lines prescribed in the Juvenile Code.

INTERRELATIONSHIPS: Lincoln County Sheriff, Police, the District Attorney, Circuit Court, Children and Families Commission, Services to Children & Families, and Oregon Youth Authority.

LINCOLN COUNTY, OREGON
ANNUAL BUDGET
FY 2011-12

| | | GENERAL FUND (101) JUVENILE DETENTION/SHELTER (640) | | | | | |
|--------------------------|---------------------------|--|-------------------|-------------------|-------------------------------|-------------------------------|------------------------------|
| OBJECT | # FTE | 2008-09 ACTUAL | 2009-10 ACTUAL | 2010-11 BUDGET | 2011-12 PROPOSED BUDGET | 2011-12 APPROVED BUDGET | 2011-12 ADOPTED BUDGET |
| <u>REVENUE</u> | | | | | | | |
| 33153 | S.B. 1065 ABUSE FUNDS | 5,149 | 4,994 | 3,500 | 3,500 | 3,500 | 3,500 |
| 33154 | JAB GRANT | - | 10,000 | 10,000 | 10,000 | 10,000 | 10,000 |
| 33155 | ODOT CONTRACT | - | 19,949 | 20,000 | 20,000 | 20,000 | 20,000 |
| 33325 | SHELTER HOME (DHS) | 20,204 | 50,176 | 20,000 | 25,000 | 25,000 | 25,000 |
| 33330 | CSD REIMBURSE/OYA DIVERS | 51,252 | 37,512 | 37,512 | 36,000 | 36,000 | 36,000 |
| 33347 | JUVENILE CRIME PREVENTIO | 58,128 | 25,226 | 50,000 | 42,000 | 42,000 | 42,000 |
| 33990 | COMMUNITY SERVICE | 24,160 | 33,473 | 43,000 | 43,000 | 43,000 | 43,000 |
| 34300 | MISCELLANEOUS CHARGES FO | 6,370 | 5,863 | 6,388 | 6,400 | 6,400 | 6,400 |
| 36650 | REFUNDS & REIMBURSEMENTS | 319 | 1,926 | 100 | 100 | 100 | 100 |
| TOTAL REVENUE | | 165,582 | 189,119 | 190,500 | 186,000 | 186,000 | 186,000 |
| <u>EXPENDITURES</u> | | | | | | | |
| PERSONAL SERVICES | | | | | | | |
| SALARIES | | | | | | | |
| 90201 | 0.30 DIRECTOR | 84,452 | 102,322 | - | 28,192 | 28,192 | 28,192 |
| 90202 | 1.00 ASSISTANT DIRECTOR | 79,302 | 76,864 | 86,165 | 90,525 | 90,525 | 90,525 |
| 90205 | 2.00 SUPERVISORS | 172,387 | 168,072 | 187,298 | 125,365 | 125,365 | 125,365 |
| 90301 | 3.00 JUVENILE COUNSELORS | 176,069 | 257,253 | 185,730 | 189,445 | 189,445 | 189,445 |
| 90305 | 11.75 FACILITY COUNSELORS | 617,136 | 481,610 | 554,204 | 614,269 | 614,269 | 614,269 |
| 90308 | 1.00 OFFICE SPECIALISTS | 30,003 | 29,089 | 32,609 | 34,260 | 34,260 | 34,260 |
| 90401 | TEMPORARY EMPLOYEES | 59,276 | 100,589 | 80,000 | 80,000 | 80,000 | 80,000 |
| 90501 | OVERTIME | - | - | 1,550 | 1,550 | 1,550 | 1,550 |
| 90504 | EXCHANGE TIME PAYOFF | 3,154 | - | - | - | - | - |
| 19.05 | TOTAL SALARIES | 1,221,779 | 1,215,799 | 1,127,556 | 1,163,606 | 1,163,606 | 1,163,606 |
| BENEFITS & BURDENS | | | | | | | |
| 90801 | FICA | 89,990 | 94,594 | 86,258 | 89,016 | 89,016 | 89,016 |
| 90802 | 401(K) RETIREMENT | 123,544 | 119,477 | 115,231 | 119,196 | 119,196 | 119,196 |
| 90804 | HEALTH INSURANCE | 192,711 | 243,953 | 259,979 | 281,864 | 281,864 | 281,864 |
| 90805 | DENTAL INSURANCE | 23,397 | 26,619 | 27,132 | 28,804 | 28,804 | 28,804 |
| 90806 | LIFE INSURANCE | 1,277 | 1,169 | 1,422 | 1,390 | 1,390 | 1,390 |
| 90807 | LTD INSURANCE | 3,113 | 2,945 | 2,644 | 2,721 | 2,721 | 2,721 |
| 90808 | WORKER'S COMPENSATION | 66,270 | 60,452 | 43,741 | 46,264 | 46,264 | 46,264 |
| 90809 | UNEMPLOYMENT | 11,230 | 12,284 | 22,551 | 23,272 | 23,272 | 23,272 |
| 90810 | PEHP | 1,920 | 1,870 | 720 | 900 | 900 | 900 |
| TOTAL BENEFITS & BURDENS | | 513,452 | 563,363 | 559,678 | 593,427 | 593,427 | 593,427 |
| TOTAL PERSONAL SERVICES | | 1,735,231 | 1,779,162 | 1,687,234 | 1,757,033 | 1,757,033 | 1,757,033 |
| MATERIALS & SERVICES | | | | | | | |
| 91101 | TRAVEL REIMBURSEMENT | 8,252 | 3,654 | 8,000 | 4,000 | 4,000 | 4,000 |
| 91102 | MOTOR POOL | 24,777 | 28,926 | 27,900 | 24,200 | 24,200 | 24,200 |
| 91201 | MEALS & LODGING | 119 | 7 | - | 1,500 | 1,500 | 1,500 |

LINCOLN COUNTY, OREGON
ANNUAL BUDGET
FY 2011-12

| GENERAL FUND (101) | | | | | | | |
|----------------------------------|----------------------------------|-------------------|-------------------|-------------------|-------------------------------|-------------------------------|------------------------------|
| JUVENILE DETENTION/SHELTER (640) | | | | | | | |
| OBJECT | # FTE | 2008-09 ACTUAL | 2009-10 ACTUAL | 2010-11 BUDGET | 2011-12 PROPOSED BUDGET | 2011-12 APPROVED BUDGET | 2011-12 ADOPTED BUDGET |
| 91401 | TELEPHONE | 4,746 | 3,577 | 10,000 | 10,000 | 10,000 | 10,000 |
| 91501 | POSTAGE | 1,091 | 946 | 1,200 | 1,200 | 1,200 | 1,200 |
| 91601 | PRINTING & PUBLICATIONS | 385 | 106 | 500 | 500 | 500 | 500 |
| 91901 | HOMES FOR CARE & CORRECT | - | 150 | 100 | 100 | 100 | 100 |
| 91903 | SHELTER RESIDENT /ALLOWA | 411 | 328 | 600 | 600 | 600 | 600 |
| 92001 | UTILITIES | - | - | - | 14,393 | 14,393 | 14,393 |
| 92101 | EQUIPMENT REPAIR | 288 | 368 | 1,000 | 1,500 | 1,500 | 1,500 |
| 92301 | GROUND MAINTENANCE | - | 3 | 100 | 100 | 100 | 100 |
| 92801 | PROFESSIONAL SERVICES | 12 | 10 | 500 | 500 | 500 | 500 |
| 92802 | PROFESSIONAL CONFERENCE | 1,745 | 1,395 | 2,500 | 1,500 | 1,500 | 1,500 |
| 92807 | DOCTORS/EXAMS | - | - | 500 | 500 | 500 | 500 |
| 92808 | PROFESSIONAL SVC-COUNSELING/EVAL | 6,248 | 5,940 | 12,000 | 12,000 | 12,000 | 12,000 |
| 92812 | PSYCHOLOGICAL SERVICES | 14,000 | 8,200 | 12,000 | 12,000 | 12,000 | 12,000 |
| 92901 | MEMBERSHIP FEES & DUES | 1,346 | 1,287 | 1,500 | 1,500 | 1,500 | 1,500 |
| 93301 | MAINTENANCE AGREEMENTS | 4,355 | 4,240 | 5,000 | 5,000 | 5,000 | 5,000 |
| 93901 | CONTRACTUAL SERVICES | 671 | 5,416 | 2,900 | 3,400 | 3,400 | 3,400 |
| 93934 | RESTITUTION AND FINES | - | 4,781 | 7,500 | 7,500 | 7,500 | 7,500 |
| 93953 | YOUTH BASIC SUPPORT | 34,112 | 40,181 | 50,000 | 45,000 | 45,000 | 45,000 |
| 94101 | OFFICE SUPPLIES | 2,185 | 1,758 | 2,750 | 2,000 | 2,000 | 2,000 |
| 94102 | FURNITURE & EQUIP. UNDER | 455 | 2,906 | 2,500 | 2,500 | 2,500 | 2,500 |
| 94103 | OPERATING SUPPLIES | 3,225 | 3,491 | 5,000 | 5,000 | 5,000 | 5,000 |
| 94105 | OFFICE SOFTWARE | - | - | 100 | 100 | 100 | 100 |
| 94201 | PRINT SHOP | 807 | 1,232 | 1,000 | 1,000 | 1,000 | 1,000 |
| 94601 | FOOD & CLOTHING | 5,049 | 3,415 | 4,500 | 5,500 | 5,500 | 5,500 |
| 95101 | MED/LAB/XRAY | 1,253 | 2,470 | 2,500 | 3,000 | 3,000 | 3,000 |
| 95102 | MEDICAL SUPPLIES | - | - | 100 | 100 | 100 | 100 |
| 95201 | EDUCATION & LIBRARY | 895 | 2,054 | 1,500 | 1,500 | 1,500 | 1,500 |
| 95202 | CONTINUING EDUCATION | 597 | 877 | 1,500 | 1,500 | 1,500 | 1,500 |
| | TOTAL MATERIALS & SERVICES | 117,024 | 127,718 | 165,250 | 169,193 | 169,193 | 169,193 |
| | TOTAL EXPENDITURES | 1,852,255 | 1,906,880 | 1,852,484 | 1,926,226 | 1,926,226 | 1,926,226 |

LINCOLN COUNTY, OREGON

GENERAL FUND (101)

DEPARTMENT: OTHER REQUIREMENTS-PUBLIC SAFETY (992)

A PUBLIC SAFETY PROGRAM

OBJECTIVES: To provide accounting and funding for public safety related functions including Emergency 911 Dispatch, Predator Control, and Courtroom Security Measures. Law enforcement related grant funds are included.

WORK PLAN SUMMARY: Participate with federal and state agencies in funding a trapper program (predator control), managing public safety related expenditures and grants.

REVENUE AND EXPENDITURE SUMMARY

| | <u>Actual</u> <u>2008-09</u> | <u>Actual</u> <u>2009-10</u> | <u>Budgeted</u> <u>2010-11</u> | <u>Proposed</u> <u>2011-12</u> | <u>Approved</u> <u>2011-12</u> | <u>Adopted</u> <u>2011-12</u> |
|----------------------|---------------------------------|---------------------------------|-----------------------------------|-----------------------------------|-----------------------------------|----------------------------------|
| Total Revenues | 30,435 | 278,285 | 1,769,681 | 787,724 | 787,724 | 787,724 |
| Materials & Services | 511,274 | 511,443 | 1,930,919 | 954,972 | 954,972 | 954,972 |
| Capital Outlay | 45,583 | 82,327 | 220,000 | 478,500 | 478,500 | 488,500 |
| Transfers | 229,872 | 0 | 0 | 0 | 0 | 0 |
| Total Expenditures | 786,729 | 593,770 | 2,150,919 | 1,433,472 | 1,433,472 | 1,443,472 |

EFFECTIVENESS INDICATORS: Planned expenditures and transfers executed in a timely manner with proper accounting and documentation, consistent with established Board policies and procedures.

INTERRELATIONSHIPS: Work with federal, state, and other agencies to meet the needs of the citizens of the county by providing funds and/or matching funds for programs when possible and by cooperating and participating in intergovernmental associations.

LINCOLN COUNTY, OREGON
ANNUAL BUDGET
FY 2011-12

| GENERAL FUND (101) PUBLIC SAFETY - OTHER (992) | | | | | | |
|---|--------------------------------|---------|---------|-----------|----------|---------|
| OBJECT | 2008-09 | 2009-10 | 2010-11 | 2011-12 | 2011-12 | 2011-12 |
| | ACTUAL | ACTUAL | BUDGET | PROPOSED | APPROVED | ADOPTED |
| | | | | BUDGET | BUDGET | BUDGET |
| <u>REVENUE</u> | | | | | | |
| 33149 | 2010 HOMELAND SECURITY | - | - | 72,793 | 72,793 | 72,793 |
| 33150 | 2009 HOMELAND CERT | - | 30,000 | 30,000 | 30,000 | 30,000 |
| 33151 | 2009 HOMELAND COMM | - | 83,198 | - | - | - |
| 33153 | 2007 HOMELAND CERT | - | 8,241 | - | - | - |
| 33155 | 2008 HOMELAND COMM | - | 402,890 | - | - | - |
| 33156 | 2008 HOMELAND CERT | - | 20,644 | 7,278 | 7,278 | 7,278 |
| 33157 | 2007 HOMELAND COMM | - | 106,050 | - | - | - |
| 33158 | PSIC GRANT | - | 127,662 | 752,800 | - | - |
| 33160 | COURT FINES(CH SECURITY | 15,162 | 101,734 | 250,000 | 250,000 | 250,000 |
| 33170 | 2007 BYRNE "JAG" GRANT | - | 11,081 | - | - | - |
| 33171 | SOS COPS GRANT | - | 75,000 | 26,961 | 26,961 | 26,961 |
| 33172 | HEALTHCARE PREPAREDNESS | - | - | 7,940 | 7,940 | 7,940 |
| 33173 | B/J FIELD-INITIATED PROG GRANT | - | - | 100,000 | 100,000 | 100,000 |
| 33911 | 911 EXCISE TAX REVENUE | - | - | 280,000 | 280,000 | 280,000 |
| 34172 | PREDATOR CONTROL - ROAD FUND | 10,825 | - | 7,500 | - | - |
| 39212 | TRANSFER FROM ENF FUND | 4,448 | 20,004 | - | 12,752 | 12,752 |
| | TOTAL REVENUE | 30,435 | 278,285 | 1,769,681 | 787,724 | 787,724 |
| <u>EXPENDITURES</u> | | | | | | |
| MATERIALS & SERVICES | | | | | | |
| 92173 | B/J FIELD-INITIATED PROG GRANT | - | - | 100,000 | 100,000 | 100,000 |
| 92914 | 2010 HOMELAND SECURITY | - | - | 72,793 | 72,793 | 72,793 |
| 92915 | 2009 HOMELAND CERT | - | 30,000 | 30,000 | 30,000 | 30,000 |
| 92916 | 2009 HOMELAND COMM | - | 83,198 | - | - | - |
| 92918 | 2007 HOMELAND CERT | - | 26,025 | - | - | - |
| 92920 | 2008 HOMELAND COMM | - | 402,890 | - | - | - |
| 92921 | 2008 HOMELAND CERT | - | 51,162 | 7,278 | 7,278 | 7,278 |
| 92922 | 2007 HOMELAND COMM | - | 106,050 | - | - | - |
| 92923 | PSIC GRANT | - | 91,368 | 752,800 | - | - |
| 93901 | LINCOMM/911 | 471,444 | 388,434 | 363,738 | 375,000 | 375,000 |
| 93902 | PREDATOR CONTROL | 25,000 | - | 25,000 | 25,000 | 25,000 |
| 93909 | COURTHOUSE SECURITY/UNDE | 14,830 | 5,615 | 30,000 | 30,000 | 30,000 |
| 93911 | 911 EXCISE TAX PASS-THRO | - | - | 280,000 | 280,000 | 280,000 |
| 93913 | SOS GRANT EXPENSE | - | - | 75,000 | 26,961 | 26,961 |
| 94101 | HEALTHCARE PREPAREDNESS | - | - | 7,940 | 7,940 | 7,940 |
| 94102 | 2007 BYRNE "JAG" GRANT | - | 11,081 | - | - | - |
| | TOTAL MATERIALS & SERVICES | 511,274 | 511,442 | 1,930,919 | 954,972 | 954,972 |

LINCOLN COUNTY, OREGON
ANNUAL BUDGET
FY 2011-12

| GENERAL FUND (101) PUBLIC SAFETY - OTHER (992) | | | | | | |
|---|-------------------|-------------------|-------------------|-------------------------------|-------------------------------|------------------------------|
| OBJECT | 2008-09 ACTUAL | 2009-10 ACTUAL | 2010-11 BUDGET | 2011-12 PROPOSED BUDGET | 2011-12 APPROVED BUDGET | 2011-12 ADOPTED BUDGET |
| CAPITAL OUTLAY | | | | | | |
| 98801 COURTROOM SECURITY PROGR | 15,054 | 82,327 | 220,000 | 220,000 | 220,000 | 220,000 |
| 98805 VIDEO STORAGE | - | - | - | 112,500 | 112,500 | 112,500 |
| 98806 ICOP SOFTWARE | - | - | - | 71,000 | 71,000 | 71,000 |
| 98807 DA SOFTWARE | - | - | - | 75,000 | 75,000 | 85,000 |
| TOTAL CAPITAL OUTLAY | 15,054 | 82,327 | 220,000 | 478,500 | 478,500 | 488,500 |
| TOTAL PUBLIC SAFETY - OTHER EXPENDITURES | 526,328 | 593,769 | 2,150,919 | 1,433,472 | 1,433,472 | 1,443,472 |
| TRANSFERS | | | | | | |
| 99212 TRANSFER TO DOG LICENSE FUND | 229,872 | - | - | - | - | - |
| TOTAL TRANSFERS | 229,872 | - | - | - | - | - |

LINCOLN COUNTY, OREGON
ANNUAL BUDGET
FY 2011-12

**GENERAL FUND (101)
COMMUNITY SERVICES SUMMARY**

| DEPT # | # FTE* | | 2008-09 ACTUAL | 2009-10 ACTUAL | 2010-11 BUDGET | 2011-12 PROPOSED BUDGET | 2011-12 APPROVED BUDGET | 2011-12 ADOPTED BUDGET |
|---------------------------------------|--------|--|-------------------|-------------------|-------------------|-------------------------------|-------------------------------|------------------------------|
| 080 | 2.00 | VETERANS' SERVICES | 125,762 | 96,014 | 139,795 | 160,067 | 160,067 | 160,067 |
| 642 | 1.20 | COMMISSION ON CHILDREN & FAMILIES (CCF) | 164,952 | 187,080 | 201,739 | 314,747 | 314,747 | 314,747 |
| 650 | - | COMMISSION ON CHILDREN & FAMILIES | 230,769 | 171,330 | 290,435 | 161,768 | 161,768 | 161,768 |
| 660 | 0.10 | CCF - OYA JUVENILE CRIME PREVENTION | 27,743 | 27,606 | 60,643 | 59,650 | 59,650 | 59,650 |
| 661 | 0.10 | CCF - DRUG FREE COMMUNITIES | 53,169 | 93,335 | 154,471 | 169,843 | 169,843 | 169,843 |
| 665 | - | CCF - PREVENTION PLANNING PROGRAM | 31,670 | 9,334 | 13,716 | 6,177 | 6,177 | 6,177 |
| 670 | - | CCF - RECONNECT YOUTH | 48,134 | 41,900 | 30,377 | 22,075 | 22,075 | 22,075 |
| 675 | 0.60 | CCF - ALCOHOL/DRUG PREVENTION | - | 77,180 | 76,348 | 90,476 | 90,476 | 90,476 |
| 910 | 1.83 | PARKS | 345,122 | 514,715 | 1,191,020 | 467,441 | 467,441 | 467,441 |
| 993 | - | OTHER COMMUNITY SERVICES | 2,176,682 | 1,082,282 | 1,586,795 | 1,321,799 | 1,356,799 | 1,356,799 |
| 993 | - | TRANSFER TO HHS FUND | - | 191,224 | 307,500 | 150,000 | 150,000 | 150,000 |
| 993 | - | TRANSFER TO MENTAL HEALTH FUND | - | - | - | 157,500 | 157,500 | 157,500 |
| 993 | - | TRANSFER TO FQHC FUND | - | 116,276 | - | - | - | - |
| 014 | - | SENIOR OUTREACH SERVICES (closed) | 105,842 | 106,064 | - | - | - | - |
| 5.83 | | TOTAL COMMUNITY SERVICES | 3,309,845 | 2,714,340 | 4,052,839 | 3,081,543 | 3,116,543 | 3,116,543 |
| COMMUNITY SERVICES BY CATEGORY | | | | | | | | |
| | | TOTAL REVENUE | 1,959,411 | 1,806,897 | 3,100,794 | 2,004,400 | 2,004,400 | 2,004,400 |
| | | EXPENDITURES: | | | | | | |
| | | PERSONAL SERVICES | 565,529 | 585,022 | 595,754 | 510,643 | 510,643 | 510,643 |
| | | MATERIALS & SERVICES | 1,798,534 | 1,520,975 | 2,265,585 | 2,086,450 | 2,121,450 | 2,121,450 |
| | | CAPITAL EXPENDITURES | 945,782 | 300,843 | 884,000 | 176,950 | 176,950 | 176,950 |
| | | TRANSFERS | - | 307,500 | 307,500 | 307,500 | 307,500 | 307,500 |
| | | TOTAL COMMUNITY SERVICES EXPENDITURES | 3,309,845 | 2,714,340 | 4,052,839 | 3,081,543 | 3,116,543 | 3,116,543 |

*Does not include "Temporary Employees"

LINCOLN COUNTY, OREGON

GENERAL FUND (101)

DEPARTMENT: VETERAN'S DEPARTMENT (080)

A GENERAL GOVERNMENT PROGRAM

OBJECTIVE: Services include but are not limited to instructing and assisting veterans and/or their dependents/survivors with disability claims, compensation, pensions, burial benefits, educational benefits, appeals, locating military service records and documents, military medical records, disability upgrades, veterans mortgage eligibility certificates (state and federal) and, in general, assist with all matters involving veterans.

WORK PLAN SUMMARY: To advocate for the veteran to the Veterans Administration through the Oregon Department of Veterans Affairs and/or other veteran service organizations or agencies to obtain their entitled benefits in the most efficient and professional manner possible.

REVENUE AND EXPENDITURE SUMMARY

| | <u>Actual</u> <u>2008-09</u> | <u>Actual</u> <u>2009-10</u> | <u>Budgeted</u> <u>2010-11</u> | <u>Proposed</u> <u>2011-12</u> | <u>Approved</u> <u>2011-12</u> | <u>Adopted</u> <u>2011-12</u> |
|---------------------------------|---------------------------------|---------------------------------|-----------------------------------|-----------------------------------|-----------------------------------|----------------------------------|
| Total Revenues | 40,563 | 42,482 | 42,482 | 39,952 | 39,952 | 39,952 |
| Personal Services | 116,746 | 88,214 | 130,020 | 141,856 | 141,856 | 141,856 |
| Materials & Services | 9,016 | 7,800 | 9,775 | 18,211 | 18,211 | 18,211 |
| Total Expenditures | 125,762 | 96,014 | 139,795 | 160,067 | 160,067 | 160,067 |
| Full-Time Positions | 2.00 | 1.60 | 2.00 | 2.00 | 2.00 | 2.00 |

EFFECTIVENESS INDICATORS: Prior to FY 2006-2007, the Veteran Services Office was budgeted for the employment of one FTE .80 employee and the average annual veteran's benefit claims award was approximately \$250,000.00. Since FY 2006-2007 to present, the Veteran Services office, with 2.0 FTE employees budgeted, has brought over \$7.0 million dollars in veteran benefits to Lincoln County veterans in the form of service connected disability compensation and non-service connected disability pensions for disabled veterans, widows, and survivors. In 2006, SB1100 was enacted by the state legislature for Enlargement and Enhancement of veteran service statewide. Over \$40,000 in state funding is now provided each fiscal year to Lincoln County and is inclusive in the total amount of proposed funding for Veterans Services. The increase in benefits reaped from the Veterans Administration to Lincoln County veterans is evidence of the success of Senate Bill 1100's goals. The amount allotted for FY 2010-2011 is \$42,482, which reduces the County's total expenditures to less than \$100,000 for Veteran Services Office operations with FTE 2.0 positions.

INTERRELATIONSHIPS: The Veteran Services Office works closely with the Oregon Department of Veterans Affairs, senior and disability services, local hospitals, assisted living facilities, the state employment office, the Veterans Administration, all county offices, Veterans organizations (local, state and national) and various other local service offices.

LINCOLN COUNTY, OREGON
ANNUAL BUDGET
FY 2011-12

| GENERAL FUND (101) VETERANS' SERVICES (080) | | | | | | | | |
|--|-------|-----------------------------|-------------------|-------------------|-------------------|-------------------------------|-------------------------------|------------------------------|
| OBJECT | # FTE | | 2008-09 ACTUAL | 2009-10 ACTUAL | 2010-11 BUDGET | 2011-12 PROPOSED BUDGET | 2011-12 APPROVED BUDGET | 2011-12 ADOPTED BUDGET |
| <u>REVENUE</u> | | | | | | | | |
| 33910 | | OFFICE REIMBURSEMENT | 40,563 | 42,482 | 42,482 | 39,952 | 39,952 | 39,952 |
| | | TOTAL REVENUE | 40,563 | 42,482 | 42,482 | 39,952 | 39,952 | 39,952 |
| <u>EXPENDITURES</u> | | | | | | | | |
| PERSONAL SERVICES | | | | | | | | |
| SALARIES | | | | | | | | |
| 90201 | 1.00 | VETERAN'S SERVICES DIRECTOR | 40,896 | 34,207 | 44,363 | 49,752 | 49,752 | 49,752 |
| 90202 | 1.00 | ADMINISTRATIVE ASSISTANT | 34,884 | 27,051 | 38,484 | 39,254 | 39,254 | 39,254 |
| 90501 | - | OVERTIME | - | 79 | - | - | - | - |
| | 2.00 | TOTAL SALARIES | 75,780 | 61,337 | 82,847 | 89,006 | 89,006 | 89,006 |
| BENEFITS & BURDENS | | | | | | | | |
| 90801 | | FICA | 5,468 | 4,502 | 6,338 | 6,809 | 6,809 | 6,809 |
| 90802 | | 401(K) RETIREMENT | 8,336 | 6,747 | 9,113 | 9,791 | 9,791 | 9,791 |
| 90804 | | HEALTH INSURANCE | 22,338 | 12,238 | 26,327 | 29,592 | 29,592 | 29,592 |
| 90805 | | DENTAL INSURANCE | 2,462 | 1,338 | 2,748 | 3,024 | 3,024 | 3,024 |
| 90806 | | LIFE INSURANCE | 115 | 112 | 144 | 144 | 144 | 144 |
| 90807 | | LTD INSURANCE | 282 | 281 | 282 | 282 | 282 | 282 |
| 90808 | | WORKER'S COMPENSATION | 912 | 662 | 204 | 1,068 | 1,068 | 1,068 |
| 90809 | | UNEMPLOYMENT | 693 | 637 | 1,657 | 1,780 | 1,780 | 1,780 |
| 90810 | | PEHP | 360 | 360 | 360 | 360 | 360 | 360 |
| | | TOTAL BENEFITS & BURDENS | 40,966 | 26,877 | 47,173 | 52,850 | 52,850 | 52,850 |
| | | TOTAL PERSONAL SERVICES | 116,746 | 88,214 | 130,020 | 141,856 | 141,856 | 141,856 |
| MATERIALS & SERVICES | | | | | | | | |
| 91101 | | TRAVEL REIMBURSEMENT | 1,821 | 1,561 | 2,000 | 2,000 | 2,000 | 2,000 |
| 91201 | | MEALS & LODGING | 863 | 1,002 | 900 | 900 | 900 | 900 |
| 91401 | | TELEPHONE | 1,893 | 1,776 | 2,000 | 2,000 | 2,000 | 2,000 |
| 91501 | | POSTAGE | 830 | 869 | 1,000 | 1,000 | 1,000 | 1,000 |
| 91601 | | PRINTING & PUBLICATIONS | 179 | - | - | - | - | - |
| 92001 | | UTILITIES | - | - | - | 876 | 876 | 876 |
| 92901 | | MEMBERSHIP FEES & DUES | 75 | 75 | 75 | 75 | 75 | 75 |
| 93301 | | MAINTENANCE AGREEMENTS | 187 | 29 | - | - | - | - |
| 93901 | | CONTRACTUAL SERVICES | 2,309 | 1,832 | 3,000 | 3,000 | 3,000 | 3,000 |
| 94101 | | OFFICE SUPPLIES | 646 | 430 | 500 | 500 | 500 | 500 |
| 94102 | | FURN/EQUIP <\$10,000 | 100 | - | - | - | - | - |
| 94105 | | OFFICE SOFTWARE | - | 181 | 200 | 200 | 200 | 200 |
| 94201 | | PRINT SHOP | 100 | 45 | 100 | 100 | 100 | 100 |
| 95901 | | OTHER SUPPLIES | 13 | - | - | - | - | - |
| 96601 | | RENTALS OF SPACE | - | - | - | 7,560 | 7,560 | 7,560 |
| | | TOTAL MATERIALS & SERVICES | 9,016 | 7,800 | 9,775 | 18,211 | 18,211 | 18,211 |
| | | TOTAL EXPENDITURES | 125,762 | 96,014 | 139,795 | 160,067 | 160,067 | 160,067 |

LINCOLN COUNTY, OREGON

GENERAL FUND (101)

DEPARTMENT: COMMISSION ON CHILDREN & FAMILIES – OPERATIONS (642)

A COMMUNITY SERVICES PROGRAM

OBJECTIVES: The Lincoln County Commission on Children and Families supports and advocates for the care, protection, and positive development of all children and their families in Lincoln County. The Commissions is responsible for:

- A local coordinated comprehensive plan
- Community mobilization
- Coordination among community groups, government agencies, private providers and other parties of programs and initiatives for children 0-18 years of age and their families

This department is the operational budget created to administer revenue streams for the various projects, which are dictated by the Commission’s mission and comprehensive plan. This includes project facilitation and community motivation and engagement.

WORK PLAN SUMMARY: This is a partnership of citizens and professionals working together to improve the lives of children and families in Lincoln County. By serving as the lead planning and policy and advisory group, the purpose it to connect, energize, and mobilize the community to increase and sustain its ability and effectiveness to promote the health and wellness of all Lincoln County’s children and their families.

REVENUE AND EXPENDITURE SUMMARY

| | <u>Actual</u> <u>2008-09</u> | <u>Actual</u> <u>2009-10</u> | <u>Budgeted</u> <u>2010-11</u> | <u>Proposed</u> <u>2011-12</u> | <u>Approved</u> <u>2011-12</u> | <u>Adopted</u> <u>2011-12</u> |
|---------------------------------|---------------------------------|---------------------------------|-----------------------------------|-----------------------------------|-----------------------------------|----------------------------------|
| Total Revenues | 212,426 | 188,365 | 201,739 | 314,747 | 314,747 | 314,747 |
| Personal Services | 132,407 | 145,766 | 149,020 | 131,188 | 131,188 | 131,188 |
| Materials & Services | 32,545 | 41,315 | 52,719 | 183,559 | 183,559 | 183,559 |
| Total Expenditures | 164,952 | 187,081 | 201,739 | 314,747 | 314,747 | 314,747 |
| Full-Time Positions | 1.90 | 1.90 | 1.80 | 1.20 | 1.20 | 1.20 |

EFFECTIVENESS INDICATORS: Our work involves five key areas:

- Coordinating prevention services
- Mobilizing communities
- Bringing services together
- Shaping public policy
- Increase funding opportunities to support implementation of County priorities

INTERRELATIONSHIPS: State Commission on Children and Families, Department of Health and Human Services,; Lincoln County Board of Commissioners, Lincoln County District Attorney’s office, Lincoln County Health and Human Services Department,

Lincoln County School District, Lincoln County Juvenile Department, Lincoln County Sheriff's office, Lincoln County Children's Advocacy Center, Local law enforcement agencies, CASA, Family Care Connection, Oregon State University Extension Services, Community Coalitions, Community Out of School Time Programs, non-profit organizations and community groups, Community members, and other agencies/programs/businesses working with the children and families of Lincoln County.

LINCOLN COUNTY, OREGON
ANNUAL BUDGET
FY 2011-12

| | | GENERAL FUND (101) COMMISSION ON CHILDREN & FAMILIES (642) | | | | | |
|--------------------------|----------------------------|---|-------------------|-------------------|-------------------------------|-------------------------------|------------------------------|
| OBJECT | # FTE | 2008-09 ACTUAL | 2009-10 ACTUAL | 2010-11 BUDGET | 2011-12 PROPOSED BUDGET | 2011-12 APPROVED BUDGET | 2011-12 ADOPTED BUDGET |
| <u>REVENUE</u> | | | | | | | |
| 33315 | BASIC CAPACITY | 180,907 | 123,970 | 123,418 | 122,867 | 122,867 | 122,867 |
| 33341 | CHILDCARE DEVELOPMENT | 1,520 | - | - | - | - | - |
| 33342 | FAMILY PRESERVATION | - | - | 720 | 720 | 720 | 720 |
| 33343 | HEALTHY START BASIC SUPP | - | - | 3,330 | 3,330 | 3,330 | 3,330 |
| 33344 | DRUG FREE COMMUNITIES | 300 | - | - | - | - | - |
| 33345 | RHY 211 GRANT OR DEPT OF | - | - | - | 20,000 | 20,000 | 20,000 |
| 33980 | YOUTH INVESTMENT BASIC | 6,861 | - | 3,245 | 3,245 | 3,245 | 3,245 |
| 33981 | OCF PARENTING GRANT | - | - | - | 94,000 | 94,000 | 94,000 |
| 33990 | MISC STATE/LOCAL GRANTS | - | - | - | 12,000 | 12,000 | 12,000 |
| 34702 | GRANT ADMIN CHARGES | 1,600 | - | 18,490 | 22,075 | 22,075 | 22,075 |
| 36135 | DONATIONS | 7,848 | - | 10,000 | - | - | - |
| 36136 | DONATIONS-PROJECT HOMELE | - | - | - | 10,000 | 10,000 | 10,000 |
| 36650 | REFUNDS & REIMBURSEMENTS | 1,584 | 8,489 | 5,000 | - | - | - |
| 40000 | BEGINNING BALANCE | 11,806 | 55,906 | 37,536 | 26,510 | 26,510 | 26,510 |
| TOTAL REVENUE | | 212,426 | 188,365 | 201,739 | 314,747 | 314,747 | 314,747 |
| <u>EXPENDITURES</u> | | | | | | | |
| PERSONAL SERVICES | | | | | | | |
| SALARIES | | | | | | | |
| 90201 | 0.40 CCF COORDINATOR | - | 49,343 | 47,970 | 22,567 | 22,567 | 22,567 |
| 90208 | 0.80 DIRECTOR | 45,418 | 49,287 | 54,347 | 57,668 | 57,668 | 57,668 |
| 90287 | - ADMINISTRATIVE ASSISTANT | 46,061 | - | - | - | - | - |
| 90401 | TEMPORARY EMPLOYEES | - | - | - | 12,072 | 12,072 | 12,072 |
| 1.20 | TOTAL SALARIES | 91,479 | 98,630 | 102,317 | 92,307 | 92,307 | 92,307 |
| BENEFITS & BURDENS | | | | | | | |
| 90801 | FICA | 6,744 | 7,340 | 7,827 | 7,061 | 7,061 | 7,061 |
| 90802 | 401(K) RETIREMENT | 10,063 | 10,849 | 11,255 | 8,826 | 8,826 | 8,826 |
| 90804 | HEALTH INSURANCE | 19,606 | 23,396 | 22,378 | 17,755 | 17,755 | 17,755 |
| 90805 | DENTAL INSURANCE | 2,170 | 2,559 | 2,335 | 1,814 | 1,814 | 1,814 |
| 90806 | LIFE INSURANCE | 101 | 106 | 122 | 86 | 86 | 86 |
| 90807 | LTD INSURANCE | 246 | 266 | 240 | 169 | 169 | 169 |
| 90808 | WORKER'S COMPENSATION | 942 | 1,178 | 246 | 1,108 | 1,108 | 1,108 |
| 90809 | UNEMPLOYMENT | 757 | 1,116 | 1,994 | 1,846 | 1,846 | 1,846 |
| 90810 | PEHP | 299 | 326 | 306 | 216 | 216 | 216 |
| TOTAL BENEFITS & BURDENS | | 40,928 | 47,136 | 46,703 | 38,881 | 38,881 | 38,881 |
| TOTAL PERSONAL SERVICES | | 132,407 | 145,766 | 149,020 | 131,188 | 131,188 | 131,188 |

LINCOLN COUNTY, OREGON
ANNUAL BUDGET
FY 2011-12

| | | GENERAL FUND (101) COMMISSION ON CHILDREN & FAMILIES (642) | | | | | | |
|----------------------|-------|---|---------|---------|--------------------|--------------------|-------------------|---------|
| OBJECT | # FTE | 2008-09 | 2009-10 | 2010-11 | 2011-12 | 2011-12 | 2011-12 | |
| | | ACTUAL | ACTUAL | BUDGET | PROPOSED BUDGET | APPROVED BUDGET | ADOPTED BUDGET | |
| MATERIALS & SERVICES | | | | | | | | |
| 91101 | | TRAVEL REIMBURSEMENT | 1,245 | 2,117 | 3,500 | 3,060 | 3,060 | 3,060 |
| 91201 | | MEALS & LODGING | 601 | 804 | 2,500 | 1,500 | 1,500 | 1,500 |
| 91401 | | TELEPHONE | 5,472 | 7,134 | 8,000 | 4,500 | 4,500 | 4,500 |
| 91501 | | POSTAGE | 215 | 167 | 300 | 400 | 400 | 400 |
| 91601 | | PRINTING & PUBLICATIONS | 30 | 204 | 478 | 200 | 200 | 200 |
| 92001 | | UTILITIES | 799 | 932 | - | - | - | - |
| 92901 | | MEMBERSHIP FEES & DUES | 500 | 500 | 500 | 500 | 500 | 500 |
| 93301 | | MAINTENANCE AGREEMENTS | 2,816 | 2,974 | 2,500 | 2,500 | 2,500 | 2,500 |
| 93901 | | CONTRACTUAL SERVICES | 3,962 | 3,374 | - | 6,000 | 6,000 | 6,000 |
| 93902 | | OCF PARENTING GRANT | - | - | - | 94,000 | 94,000 | 94,000 |
| 93956 | | RHY 211 GRANT OR DEPT OF | - | - | - | 20,000 | 20,000 | 20,000 |
| 94101 | | OFFICE SUPPLIES | 472 | 558 | 2,000 | 500 | 500 | 500 |
| 94102 | | FURN/EQUIP <\$10,000 | - | 972 | - | 1,000 | 1,000 | 1,000 |
| 94201 | | PRINT SHOP | 1,044 | 1,057 | 1,700 | 2,000 | 2,000 | 2,000 |
| 95202 | | CONTINUING EDUCATION | - | - | - | 400 | 400 | 400 |
| 95901 | | OTHER SUPPLIES | 4,545 | 7,630 | 17,241 | 33,499 | 33,499 | 33,499 |
| 95902 | | DONATIONS PROJECT HOMELE | - | - | - | 10,000 | 10,000 | 10,000 |
| 96601 | | RENTALS OF SPACE | 10,844 | 12,891 | 14,000 | 3,500 | 3,500 | 3,500 |
| | | TOTAL MATERIALS & SERVICES | 32,545 | 41,314 | 52,719 | 183,559 | 183,559 | 183,559 |
| | | TOTAL EXPENDITURES | 164,952 | 187,080 | 201,739 | 314,747 | 314,747 | 314,747 |

LINCOLN COUNTY, OREGON
GENERAL FUND (101)

DEPARTMENT: COMMISSION ON CHILDREN AND FAMILIES (650)

A COMMUNITY SERVICES PROGRAM

OBJECTIVES : The Commission manages state and federal funds that are allocated to local programs and projects based on priorities and strategies established during the community planning process and identified in the Comprehensive Plan. Programs that receive funds are monitored for program effectiveness by measurable outcomes.

WORK PLAN SUMMARY: This is a partnership of citizens and professionals working together to improve the lives of children and families in Lincoln County. By serving as the lead planning and policy advisory group, the purpose is to connect, energize, and mobilize the community to increase and sustain its ability and effectiveness to promote the health and wellness of all Lincoln County’s children and their families.

REVENUE AND EXPENDITURE SUMMARY

| | Actual <u>2008-09</u> | Actual <u>2009-10</u> | Budgeted <u>2010-11</u> | Proposed <u>2011-12</u> | Approved <u>2011-12</u> | Adopted <u>2011-12</u> |
|---------------------------------|--------------------------|--------------------------|----------------------------|----------------------------|----------------------------|---------------------------|
| Total Revenues | 276,580 | 176,854 | 290,435 | 161,768 | 161,768 | 161,768 |
| Personal Services | 3,521 | 0 | 49,098 | 0 | 0 | 0 |
| Materials & Services | <u>227,248</u> | <u>171,330</u> | <u>241,337</u> | <u>161,768</u> | <u>161,768</u> | <u>161,768</u> |
| Total Expenditures | 230,769 | 171,330 | 290,435 | 161,768 | 161,768 | 161,768 |

EFFECTIVENESS INDICATORS:

- Outcome measurements monitored through quarterly reports and annual evaluations of sub-grantees
- State Commission reporting system: Fiscal Monitoring Outcomes System (FMORS)

INTERRELATIONSHIPS: State Commission on Children and Families, Department of Health and Human Services; Lincoln County Board of Commissioners, Lincoln County District Attorney’s office, Lincoln County Health and Human Services Department, Lincoln County School District, Lincoln County Juvenile Department, Lincoln County Sheriff’s office, Lincoln County Children’s Advocacy Center, Local law enforcement agencies, CASA, Family Care Connection, Oregon State University Extension Services, Community Coalitions, Community Out of School Time Programs, non-profit organizations and community groups, Community members, and other agencies/programs/businesses working with the children and families of Lincoln County.

LINCOLN COUNTY, OREGON
ANNUAL BUDGET
FY 2011-12

| | | GENERAL FUND (101) COMMISSION ON CHILDREN & FAMILIES (650) | | | | | |
|----------------------|--------------------------|---|-------------------|-------------------|-------------------------------|-------------------------------|------------------------------|
| OBJECT | | 2008-09 ACTUAL | 2009-10 ACTUAL | 2010-11 BUDGET | 2011-12 PROPOSED BUDGET | 2011-12 APPROVED BUDGET | 2011-12 ADOPTED BUDGET |
| <u>REVENUE</u> | | | | | | | |
| 33311 | GREAT START | 1,665 | - | 22,175 | 5,591 | 5,591 | 5,591 |
| 33312 | HS MEDICAID | 21,180 | 29,750 | 6,000 | 25,000 | 25,000 | 25,000 |
| 33313 | CYF FLEXIBLE FUND/STATE | 25,000 | - | 22,175 | 5,591 | 5,591 | 5,591 |
| 33341 | CHILDCARE DEVELOPMENT | 16,514 | - | - | - | - | - |
| 33342 | CASA | 8,126 | 16,250 | 16,250 | 15,524 | 15,524 | 15,524 |
| 33343 | HEALTHY START | 81,347 | 81,756 | 79,922 | 76,684 | 76,684 | 76,684 |
| 33344 | FAMILY PREV/SUPPORT | 17,477 | - | 17,477 | 8,259 | 8,259 | 8,259 |
| 33980 | FEDERAL YOUTH INVESTMENT | 26,056 | - | 50,238 | 25,119 | 25,119 | 25,119 |
| 33990 | MISC STATE/LOCAL GRANTS | - | - | 27,100 | - | - | - |
| 36650 | REFUNDS & REIMBURSEMENTS | 79,215 | - | - | - | - | - |
| 40000 | BEGINNING BALANCE | - | 49,098 | 49,098 | - | - | - |
| | TOTAL REVENUE | 276,580 | 176,854 | 290,435 | 161,768 | 161,768 | 161,768 |
| <u>EXPENDITURES</u> | | | | | | | |
| PERSONAL SERVICES | | | | | | | |
| SALARIES | | | | | | | |
| 90305 | HEALTH EDUCATOR | 3,286 | - | - | - | - | - |
| 90401 | TEMPORARY EMPLOYEES | - | - | 44,600 | - | - | - |
| | TOTAL SALARIES | 3,286 | - | 44,600 | - | - | - |
| BENEFITS & BURDENS | | | | | | | |
| 90801 | FICA | - | - | 3,412 | - | - | - |
| 90808 | WORKER'S COMPENSATION | 151 | - | 194 | - | - | - |
| 90809 | UNEMPLOYMENT | 84 | - | 892 | - | - | - |
| | TOTAL BENEFITS & BURDENS | 235 | - | 4,498 | - | - | - |
| | TOTAL PERSONAL SERVICES | 3,521 | - | 49,098 | - | - | - |
| MATERIALS & SERVICES | | | | | | | |
| 93922 | HEALTHY START GRANT | 76,585 | 102,371 | 79,922 | 76,684 | 76,684 | 76,684 |
| 93923 | HS MEDICAID | 8,777 | 35,059 | 6,000 | 25,000 | 25,000 | 25,000 |
| 93926 | FEDERAL YOUTH INVESTMENT | 23,361 | - | 50,238 | 25,119 | 25,119 | 25,119 |
| 93928 | RHY | 79,215 | - | 27,100 | - | - | - |
| 93932 | CHILDCARE DEVELOPMENT | 22,695 | - | - | - | - | - |
| 93933 | CYF FLEXIBLE FUND-STATE | - | - | 22,175 | 5,591 | 5,591 | 5,591 |
| 93935 | FAMILY PREV/SUPPORT | - | - | 22,175 | 8,259 | 8,259 | 8,259 |
| 93936 | GREAT START | - | - | 17,477 | 5,591 | 5,591 | 5,591 |

LINCOLN COUNTY, OREGON
ANNUAL BUDGET
FY 2011-12

| | | GENERAL FUND (101) COMMISSION ON CHILDREN & FAMILIES (650) | | | | |
|-------------------------------|---------|---|---------|----------|----------|---------|
| OBJECT | 2008-09 | 2009-10 | 2010-11 | 2011-12 | 2011-12 | 2011-12 |
| | ACTUAL | ACTUAL | BUDGET | PROPOSED | APPROVED | ADOPTED |
| | | | | BUDGET | BUDGET | BUDGET |
| 93950 CASA | 16,250 | 16,250 | 16,250 | 15,524 | 15,524 | 15,524 |
| 93954 YOUTH SUPPORT CONTINUUM | - | 17,400 | - | - | - | - |
| 94101 OFFICE SUPPLIES | 197 | - | - | - | - | - |
| 95101 MED/LAB/XRAY | 168 | - | - | - | - | - |
| 95901 OTHER SUPPLIES | - | 250 | - | - | - | - |
| TOTAL MATERIALS & SERVICES | 227,248 | 171,330 | 241,337 | 161,768 | 161,768 | 161,768 |
| TOTAL EXPENDITURES | 230,769 | 171,330 | 290,435 | 161,768 | 161,768 | 161,768 |

LINCOLN COUNTY, OREGON

GENERAL FUND (101)

DEPARTMENT: OYA JUVENILE CRIME PREVENTION (660)

A COMMUNITY SERVICES PROGRAM

OBJECTIVES: Implement the goals of the Lincoln County Juvenile Crime Prevention Plan; reduce substance abuse; decrease high school drop out rates; improve school success. To continue to review/evaluate outputs and outcomes as they pertain to the County's Comprehensive Plan.

WORK PLAN SUMMARY: Involve the constellation of community agencies, entities, and individuals who impact the lives of this population. Allocate federal and state grants funds throughout Lincoln County to support activities as per the County Comprehensive Plan.

REVENUE AND EXPENDITURE SUMMARY

| | <u>Actual</u> <u>2008-09</u> | <u>Actual</u> <u>2009-10</u> | <u>Budgeted</u> <u>2010-11</u> | <u>Proposed</u> <u>2011-12</u> | <u>Approved</u> <u>2011-12</u> | <u>Adopted</u> <u>2011-12</u> |
|----------------------|---------------------------------|---------------------------------|-----------------------------------|-----------------------------------|-----------------------------------|----------------------------------|
| Total Revenues | 64,319 | 36,557 | 60,643 | 59,650 | 59,650 | 59,650 |
| Personal Services | 4,423 | 0 | 7,936 | 8,545 | 8,545 | 8,545 |
| Materials & Services | 23,320 | 27,606 | 52,707 | 51,105 | 51,105 | 51,105 |
| Total Expenditures | 27,743 | 27,606 | 60,643 | 59,650 | 59,650 | 59,650 |
| Full-Time Positions | 0.10 | 0.10 | 0.10 | 0.10 | 0.10 | 0.10 |

EFFECTIVENESS INDICATORS: School Attendance records of enrolled clients; Pre-test versus Post-test results on Risk Assessments.

INTERRELATIONSHIPS- Lincoln County Juvenile Department; Oregon State University Extension Service; Lincoln County School District; North County Youth Service Team; Lincoln County Health and Human Services school-based Health Program and Taft High School.

LINCOLN COUNTY, OREGON
ANNUAL BUDGET
FY 2011-12

| | | GENERAL FUND (101) | | | | | |
|----------------------------|-------------------------------|---|---------|---------|----------|----------|---------|
| | | COMMISSION ON CHILDREN & FAMILIES - OYA JUVENILE CRIME PREVENTION (660) | | | | | |
| | | | | | 2011-12 | 2011-12 | 2011-12 |
| OBJECT | # FTE | 2008-09 | 2009-10 | 2010-11 | PROPOSED | APPROVED | ADOPTED |
| | | ACTUAL | ACTUAL | BUDGET | BUDGET | BUDGET | BUDGET |
| <u>REVENUE</u> | | | | | | | |
| 33347 | JUVENILE CRIME PREVENTION | 50,677 | - | 52,405 | 52,405 | 52,405 | 52,405 |
| 40000 | BEGINNING BALANCE | 13,642 | 36,577 | 8,238 | 7,245 | 7,245 | 7,245 |
| TOTAL REVENUE | | 64,319 | 36,577 | 60,643 | 59,650 | 59,650 | 59,650 |
| <u>EXPENDITURES</u> | | | | | | | |
| PERSONAL SERVICES | | | | | | | |
| SALARIES | | | | | | | |
| 90201 | 0.10 SUPPORT STAFF SUPERVISOR | - | - | 5,330 | 5,642 | 5,642 | 5,642 |
| 90287 | - ADMINISTRATIVE ASSISTANT | 2,995 | - | - | - | - | - |
| TOTAL SALARIES | | 2,995 | - | 5,330 | 5,642 | 5,642 | 5,642 |
| BENEFITS & BURDENS | | | | | | | |
| 90801 | FICA | 217 | - | 408 | 432 | 432 | 432 |
| 90802 | 401(K) RETIREMENT | 330 | - | 586 | 621 | 621 | 621 |
| 90804 | HEALTH INSURANCE | 692 | - | 1,316 | 1,480 | 1,480 | 1,480 |
| 90805 | DENTAL INSURANCE | 75 | - | 137 | 151 | 151 | 151 |
| 90806 | LIFE INSURANCE | 4 | - | 7 | 7 | 7 | 7 |
| 90807 | LTD INSURANCE | 9 | - | 14 | 14 | 14 | 14 |
| 90808 | WORKER'S COMPENSATION | 60 | - | 13 | 67 | 67 | 67 |
| 90809 | UNEMPLOYMENT | 30 | - | 107 | 113 | 113 | 113 |
| 90810 | PEHP | 11 | - | 18 | 18 | 18 | 18 |
| TOTAL BENEFITS & BURDENS | | 1,428 | - | 2,606 | 2,903 | 2,903 | 2,903 |
| TOTAL PERSONAL SERVICES | | 4,423 | - | 7,936 | 8,545 | 8,545 | 8,545 |
| MATERIALS & SERVICES | | | | | | | |
| 93954 | YOUTH SUPPORT PREVENTION | 23,320 | 27,606 | 50,238 | 50,238 | 50,238 | 50,238 |
| 95901 | OTHER SUPPLIES | - | - | 2,469 | 867 | 867 | 867 |
| TOTAL MATERIALS & SERVICES | | 23,320 | 27,606 | 52,707 | 51,105 | 51,105 | 51,105 |
| TOTAL EXPENDITURES | | 27,743 | 27,606 | 60,643 | 59,650 | 59,650 | 59,650 |

LINCOLN COUNTY, OREGON

GENERAL FUND (101)

DEPARTMENT: DRUG FREE COMMUNITIES (661)

A COMMUNITY SERVICES PROGRAM

OBJECTIVES: Lincoln County Commission on Children and Families is acting fiscal agent for the “grassroots” community coalition, Partnership Against Alcohol and other Drugs (PAADA) in its new Drug Free Communities Grant. PAADA works collaboratively at the local level to prevent and reduce drug and alcohol abuse among youth.

WORK PLAN SUMMARY: By connecting local programs, systems, and funding streams, though this new grant the full force of the community will be brought to bear on preventing drug abuse and promoting healthy, productive lives, PAADA will be using a strategic prevention framework.

REVENUE AND EXPENDITURE SUMMARY

| | Actual <u>2008-09</u> | Actual <u>2009-10</u> | Budgeted <u>2010-11</u> | Proposed <u>2011-12</u> | Approved <u>2011-12</u> | Adopted <u>2011-12</u> |
|---------------------------------|--------------------------|--------------------------|----------------------------|----------------------------|----------------------------|---------------------------|
| Total Revenues | 72,640 | 106,171 | 154,471 | 169,843 | 169,843 | 169,843 |
| Personal Services | 5,897 | 6,826 | 9,705 | 10,452 | 10,452 | 10,452 |
| Materials & Services | 47,272 | 86,508 | 144,766 | 159,391 | 159,391 | 159,391 |
| Total Expenditures | 53,169 | 93,334 | 154,471 | 169,843 | 169,843 | 169,843 |
| Full-Time Positions | 0.10 | 0.10 | 0.10 | 0.10 | 0.10 | 0.10 |

EFFECTIVENESS INDICATORS:

- Demonstrating reasonable progress towards PAADA coalition’s stated goals
- Demonstrating PAADA continues to meet statutory eligibility requirements as outlined in original RFA.

INTERRELATIONSHIPS: Partnerships include all major sectors of the community such as: community leaders, parents, youth, local school district, religious and fraternal organizations, health care, business professionals, law enforcement, and the media.

LINCOLN COUNTY, OREGON
ANNUAL BUDGET
FY 2011-12

| GENERAL FUND (101) | | | | | | | | |
|---|-------|--------------------------|---------|---------|---------|----------|----------|---------|
| COMMISSION ON CHILDREN & FAMILIES - DRUG FREE COMMUNITIES (661) | | | | | | | | |
| OBJECT | # FTE | | 2008-09 | 2009-10 | 2010-11 | 2011-12 | 2011-12 | |
| | | | ACTUAL | ACTUAL | BUDGET | PROPOSED | APPROVED | |
| | | | | | | BUDGET | BUDGET | |
| | | | | | | | ADOPTED | |
| | | | | | | | BUDGET | |
| <u>REVENUE</u> | | | | | | | | |
| 33411 | | COMM. INCENTIVE | 72,640 | 80,000 | 125,000 | 125,000 | 125,000 | 125,000 |
| 33990 | | MISC STATE/LOCAL GRANTS | - | 5,000 | - | - | - | - |
| 36650 | | REFUNDS & REIMBURSEMENTS | - | 1,700 | - | - | - | - |
| 40000 | | BEGINNING BALANCE | - | 19,471 | 29,471 | 44,843 | 44,843 | 44,843 |
| TOTAL REVENUE | | | 72,640 | 106,171 | 154,471 | 169,843 | 169,843 | 169,843 |
| <u>EXPENDITURES</u> | | | | | | | | |
| PERSONAL SERVICES | | | | | | | | |
| SALARIES | | | | | | | | |
| 90208 | 0.10 | DIRECTOR | 4,993 | 4,364 | 6,793 | 7,208 | 7,208 | 7,208 |
| TOTAL SALARIES | | | 4,993 | 4,364 | 6,793 | 7,208 | 7,208 | 7,208 |
| BENEFITS & BURDENS | | | | | | | | |
| 90801 | | FICA | 373 | 326 | 520 | 551 | 551 | 551 |
| 90802 | | 401(K) RETIREMENT | 549 | 480 | 747 | 793 | 793 | 793 |
| 90804 | | HEALTH INSURANCE | (103) | 848 | 1,316 | 1,480 | 1,480 | 1,480 |
| 90805 | | DENTAL INSURANCE | (12) | 93 | 137 | 151 | 151 | 151 |
| 90806 | | LIFE INSURANCE | - | 4 | 7 | 7 | 7 | 7 |
| 90807 | | LTD INSURANCE | - | 10 | 14 | 14 | 14 | 14 |
| 90808 | | WORKER'S COMPENSATION | 2 | 498 | 17 | 86 | 86 | 86 |
| 90809 | | UNEMPLOYMENT | 80 | 191 | 136 | 144 | 144 | 144 |
| 90810 | | PEHP | 15 | 13 | 18 | 18 | 18 | 18 |
| TOTAL BENEFITS & BURDENS | | | 904 | 2,463 | 2,912 | 3,244 | 3,244 | 3,244 |
| TOTAL PERSONAL SERVICES | | | 5,897 | 6,827 | 9,705 | 10,452 | 10,452 | 10,452 |
| MATERIALS & SERVICES | | | | | | | | |
| 91101 | | TRAVEL REIMBURSEMENT | 8,298 | 4,227 | 4,255 | 8,298 | 8,298 | 8,298 |
| 91201 | | MEALS & LODGING | 7,672 | 2,739 | 5,568 | 7,672 | 7,672 | 7,672 |
| 91401 | | TELEPHONE | 361 | - | 540 | 540 | 540 | 540 |
| 91501 | | POSTAGE | - | 755 | 348 | 600 | 600 | 600 |
| 91601 | | PRINTING & PUBLICATIONS | 155 | 2,181 | 12,000 | 1,000 | 1,000 | 1,000 |
| 92803 | | PROFESSIONAL SERVICES | - | 289 | - | - | - | - |
| 92901 | | MEMBERSHIP FEES & DUES | 310 | - | 1,654 | 285 | 285 | 285 |
| 93901 | | CONTRACTUAL SERVICES | 23,806 | 60,384 | 95,895 | 100,000 | 100,000 | 100,000 |
| 94101 | | OFFICE SUPPLIES | 247 | 136 | 1,540 | 3,614 | 3,614 | 3,614 |

LINCOLN COUNTY, OREGON
ANNUAL BUDGET
FY 2011-12

| GENERAL FUND (101) | | | | | | | |
|---|----------------------------|---------|---------|---------|-----------------|-----------------|----------------|
| COMMISSION ON CHILDREN & FAMILIES - DRUG FREE COMMUNITIES (661) | | | | | | | |
| OBJECT | # FTE | 2008-09 | 2009-10 | 2010-11 | 2011-12 | 2011-12 | 2011-12 |
| | | ACTUAL | ACTUAL | BUDGET | PROPOSED BUDGET | APPROVED BUDGET | ADOPTED BUDGET |
| 94102 | FURN/EQUIP <\$10,000 | 1,404 | - | 2,224 | - | - | - |
| 94201 | PRINT SHOP | - | 1,199 | 3,550 | 2,400 | 2,400 | 2,400 |
| 95201 | EDUCATION & LIBRARY | 15 | - | - | 500 | 500 | 500 |
| 95202 | CONTINUING EDUCATION | 898 | 1,605 | - | 500 | 500 | 500 |
| 95901 | OTHER SUPPLIES | 4,106 | 12,993 | 17,192 | 33,982 | 33,982 | 33,982 |
| | TOTAL MATERIALS & SERVICES | 47,272 | 86,508 | 144,766 | 159,391 | 159,391 | 159,391 |
| | TOTAL EXPENDITURES | 53,169 | 93,335 | 154,471 | 169,843 | 169,843 | 169,843 |

LINCOLN COUNTY, OREGON

GENERAL FUND (101)

DEPARTMENT: PREVENTION PLANNING PROGRAM (665)

A COMMUNITY SERVICES PROGRAM

OBJECTIVE: To address underage drinking in rural setting in a focused attempt to reduce underage drinking.

WORK PLAN SUMMARY: Conduct research based prevention planning that has been proven effective in reducing underage drinking. Implement identified best practice that increase the enforcement of underage drinking laws and enhance prevention programming. Focus will be on 1) increased compliance check, 2) policy changes 3) reinforcement in the reduction in social availability of alcohol to youth 4) and environmental strategies to reduce alcohol consumption on or near school sites.

REVENUE AND EXPENDITURE SUMMARY

| | Actual <u>2008-09</u> | Actual <u>2009-10</u> | Budgeted <u>2010-11</u> | Proposed <u>2011-12</u> | Approved <u>2011-12</u> | Adopted <u>2011-12</u> |
|----------------------|--------------------------|--------------------------|----------------------------|----------------------------|----------------------------|---------------------------|
| Total Revenues | 45,388 | 13,716 | 13,716 | 6,177 | 6,177 | 6,177 |
| Personal Services | 17,814 | 211 | 0 | 0 | 0 | 0 |
| Materials & Services | 13,856 | 9,123 | 13,716 | 6,177 | 6,177 | 6,177 |
| Total Expenditures | 31,670 | 9,334 | 13,716 | 6,177 | 6,177 | 6,177 |
| Full-Time Positions | 0.10 | 0.10 | 0.00 | 0.00 | 0.00 | 0.00 |

EFFECTIVE INDICATORS: Outcome related objectives include 1) decrease incidence of unintentional injuries related to underage alcohol consumption 2) decrease incidence of alcohol poisonings 3) reduce alcohol-related traffic injuries or fatalities among youth.

INTERRELATIONSHIPS: DHS- Office of Mental Health and Addictive Services, Lake County Health Department, Wallowa County Health Department, Lincoln County Sheriff's Office, District Attorney, Juvenile Department, City of Newport Police Department, PAADA-Partnership Against Alcohol and Drug Abuse, OLCC, Lincoln County Courts, Lincoln County School District, Samaritan Pacific Communities Hospital, Oregon Coast Community College, Commission on Children and Families.

LINCOLN COUNTY, OREGON
ANNUAL BUDGET
FY 2011-12

| GENERAL FUND (101) | | | | | | |
|---|----------------------------|---------|---------|----------|----------|---------|
| COMMISSION ON CHILDREN & FAMILIES - PREVENTION PLANNING (665) | | | | | | |
| OBJECT | 2008-09 | 2009-10 | 2010-11 | 2011-12 | 2011-12 | 2011-12 |
| | ACTUAL | ACTUAL | BUDGET | PROPOSED | APPROVED | ADOPTED |
| | | | | BUDGET | BUDGET | BUDGET |
| <u>REVENUE</u> | | | | | | |
| 33411 | COMM INCENTIVE | 25,214 | - | - | - | - |
| 40000 | BEGINNING BALANCE | 20,174 | 13,716 | 13,716 | 6,177 | 6,177 |
| | TOTAL REVENUE | 45,388 | 13,716 | 13,716 | 6,177 | 6,177 |
| <u>EXPENDITURES</u> | | | | | | |
| PERSONAL SERVICES | | | | | | |
| SALARIES | | | | | | |
| 90208 | DIRECTOR | 4,411 | 119 | - | - | - |
| 90358 | HEALTH EDUCATOR | 8,250 | - | - | - | - |
| 90401 | TEMPORARY EMPLOYEES | 1,786 | - | - | - | - |
| | TOTAL SALARIES | 14,447 | 119 | - | - | - |
| BENEFITS & BURDENS | | | | | | |
| 90801 | FICA | 1,098 | 9 | - | - | - |
| 90802 | 401(K) RETIREMENT | 1,051 | 13 | - | - | - |
| 90804 | HEALTH INSURANCE | 749 | 43 | - | - | - |
| 90805 | DENTAL INSURANCE | 79 | 5 | - | - | - |
| 90806 | LIFE INSURANCE | 18 | - | - | - | - |
| 90807 | LTD INSURANCE | 45 | 1 | - | - | - |
| 90808 | WORKER'S COMPENSATION | 170 | 19 | - | - | - |
| 90809 | UNEMPLOYMENT | 144 | 1 | - | - | - |
| 90810 | PEHP | 13 | 1 | - | - | - |
| | TOTAL BENEFITS & BURDENS | 3,367 | 92 | - | - | - |
| | TOTAL PERSONAL SERVICES | 17,814 | 211 | - | - | - |
| MATERIALS & SERVICES | | | | | | |
| 91101 | TRAVEL REIMBURSEMENT | 1,677 | - | - | - | - |
| 91201 | MEALS & LODGING | 2,796 | - | - | - | - |
| 91501 | POSTAGE | 13 | 1 | - | - | - |
| 91601 | PRINTING & PUBLICATIONS | 168 | - | - | - | - |
| 93901 | CONTRACTUAL SERVICES | 6,975 | 9,122 | - | - | - |
| 94201 | PRINT SHOP | 145 | - | - | - | - |
| 95901 | OTHER SUPPLIES | 2,082 | - | 13,716 | 6,177 | 6,177 |
| | TOTAL MATERIALS & SERVICES | 13,856 | 9,123 | 13,716 | 6,177 | 6,177 |
| | TOTAL EXPENDITURES | 31,670 | 9,334 | 13,716 | 6,177 | 6,177 |

**LINCOLN COUNTY, OREGON
GENERAL FUND (101)**

DEPARTMENT: RECONNECT YOUTH (670)
A COMMUNITY SERVICES PROGRAM

OBJECTIVE: Reduce teen use of Alcohol, Tobacco and other drugs and reduce high school dropout rate.

WORK PLAN SUMMARY: Provide indicated prevention program to students in Lincoln County School District. (Taft High School is targeted school).

Target population: at risk for drop out, exhibiting behavior problems such as substance abuse, aggression and delinquency. Program will provide 80-class session during school hours.

REVENUE AND EXPENDITURE SUMMARY

| | Actual <u>2008-09</u> | Actual <u>2009-10</u> | Budgeted <u>2010-11</u> | Proposed <u>2011-12</u> | Approved <u>2011-12</u> | Adopted <u>2011-12</u> |
|---------------------------------|--------------------------|--------------------------|----------------------------|----------------------------|----------------------------|---------------------------|
| Total Revenues | 59,747 | 77,901 | 30,377 | 22,075 | 22,075 | 22,075 |
| Personal Services | 47,165 | 41,900 | 0 | 0 | 0 | 0 |
| Materials & Services | 969 | 0 | 30,377 | 22,075 | 22,075 | 22,075 |
| Total Expenditures | 48,134 | 41,900 | 30,377 | 22,075 | 22,075 | 22,075 |
| Full-Time Positions | 1.00 | 1.00 | 0.00 | 0.00 | 0.00 | 0.00 |

EFFECTIVENESS INDICATORS: Decrease in reported use of alcohol and other drug use by participants. Decrease in absenteeism and increase in the number of credits earned per semester. Demonstrated increased knowledge, attitudes, skills and behaviors regarding: self-esteem. Personal control, interpersonal communication and decision-making. Increase of parental involvement.

INTERRELATIONSHIPS: Lincoln County School District, Juvenile Department, School Based Health Centers, Behavioral Health Department, DHS- Office of Mental Health and Addiction Services, Community Coalitions, Commission on Children and Families.

LINCOLN COUNTY, OREGON
ANNUAL BUDGET
FY 2011-12

| GENERAL FUND (101) | | | | | | | |
|---|----------------------------|---------|---------|---------|-----------------|-----------------|----------------|
| COMMISSION ON CHILDREN & FAMILIES - RECONNECT YOUTH (670) | | | | | | | |
| OBJECT | | 2008-09 | 2009-10 | 2010-11 | 2011-12 | 2011-12 | 2011-12 |
| | | ACTUAL | ACTUAL | BUDGET | PROPOSED BUDGET | APPROVED BUDGET | ADOPTED BUDGET |
| <u>REVENUE</u> | | | | | | | |
| 33411 | RECONNECT YOUTH/OHD | 50,420 | 66,288 | - | - | - | - |
| 40000 | BEGINNING BALANCE | 9,327 | 11,613 | 30,377 | 22,075 | 22,075 | 22,075 |
| | TOTAL REVENUE | 59,747 | 77,901 | 30,377 | 22,075 | 22,075 | 22,075 |
| <u>EXPENDITURES</u> | | | | | | | |
| PERSONAL SERVICES | | | | | | | |
| SALARIES | | | | | | | |
| 90208 | DIRECTOR | 7,708 | 1,526 | - | - | - | - |
| 90305 | HEALTH EDUCATOR | 29,814 | 32,407 | - | - | - | - |
| | TOTAL SALARIES | 37,522 | 33,933 | - | - | - | - |
| BENEFITS & BURDENS | | | | | | | |
| 90801 | FICA | 2,857 | 2,593 | - | - | - | - |
| 90802 | 401(K) RETIREMENT | 4,127 | 3,733 | - | - | - | - |
| 90804 | HEALTH INSURANCE | 1,395 | 298 | - | - | - | - |
| 90805 | DENTAL INSURANCE | 148 | 32 | - | - | - | - |
| 90806 | LIFE INSURANCE | 55 | 57 | - | - | - | - |
| 90807 | LTD INSURANCE | 146 | 144 | - | - | - | - |
| 90808 | WORKER'S COMPENSATION | 542 | 651 | - | - | - | - |
| 90809 | UNEMPLOYMENT | 351 | 454 | - | - | - | - |
| 90810 | PEHP | 22 | 5 | - | - | - | - |
| | TOTAL BENEFITS & BURDENS | 9,643 | 7,967 | - | - | - | - |
| | TOTAL PERSONAL SERVICES | 47,165 | 41,900 | - | - | - | - |
| MATERIALS & SERVICES | | | | | | | |
| 91201 | MEALS & LODGING | 125 | - | - | - | - | - |
| 91501 | POSTAGE | 3 | - | - | - | - | - |
| 91601 | PRINTING & PUBLICATIONS | 66 | - | - | - | - | - |
| 95901 | OTHER SUPPLIES | 775 | - | - | - | - | - |
| 95902 | ADMINISTRATION | - | - | 30,377 | 22,075 | 22,075 | 22,075 |
| | TOTAL MATERIALS & SERVICES | 969 | - | 30,377 | 22,075 | 22,075 | 22,075 |
| | TOTAL EXPENDITURES | 48,134 | 41,900 | 30,377 | 22,075 | 22,075 | 22,075 |

**LINCOLN COUNTY, OREGON
GENERAL FUND (101)**

DEPARTMENT: ALCOHOL AND DRUG PREVENTION (675)

A COMMUNITY SERVICES PROGRAM

OBJECTIVE: Reduce Alcohol and substance abuse through community-based prevention efforts.

WORK PLAN SUMMARY: Assist community prevention coalition and community prevention programs in addressing their individual prevention needs to meet the overall county goals of a reduction in substance abuse. Focus is on information dissemination, education (youth and adults) and community mobilization.

REVENUE AND EXPENDITURE SUMMARY

| | <u>Actual</u> <u>2008-09</u> | <u>Actual</u> <u>2009-10</u> | <u>Budgeted</u> <u>2010-11</u> | <u>Proposed</u> <u>2011-12</u> | <u>Approved</u> <u>2011-12</u> | <u>Adopted</u> <u>2011-12</u> |
|----------------------|---------------------------------|---------------------------------|-----------------------------------|-----------------------------------|-----------------------------------|----------------------------------|
| Total Revenues | 0 | 48,144 | 76,348 | 90,476 | 90,476 | 90,476 |
| Personal Services | 0 | 72,987 | 64,778 | 53,174 | 53,174 | 53,174 |
| Materials & Services | 0 | 4,193 | 11,570 | 37,302 | 37,302 | 37,302 |
| Total Expenditures | 0 | 77,180 | 76,348 | 90,476 | 90,476 | 90,476 |
| Full-Time Positions | 0.00 | 1.00 | 0.75 | 0.60 | 0.60 | 0.60 |

EFFECTIVENESS INDICATORS: Increase numbers of community members who participate in community prevention coalitions. Increase numbers of participants who participate in prevention activities provided by the community. Reduction of alcohol, tobacco and other drug use by youth as indicated in survey administered by Lincoln County School District.

INTERRELATIONSHIPS: LADAPC, Community Prevention Coalitions, Service Organizations, Juvenile Department, Sheriff's Department, Local Police Agencies, School Based Health Centers.

LINCOLN COUNTY, OREGON
ANNUAL BUDGET
FY 2011-12

| GENERAL FUND (101) | | | | | | | | |
|---|-------|--------------------------|---------|---------|---------|----------|----------|--------|
| COMMISSION ON CHILDREN & FAMILIES - ALCOHOL/DRUG PREVENTION (675) | | | | | | | | |
| OBJECT | # FTE | | 2008-09 | 2009-10 | 2010-11 | 2011-12 | 2011-12 | |
| | | | ACTUAL | ACTUAL | BUDGET | PROPOSED | APPROVED | |
| | | | | | | BUDGET | BUDGET | |
| | | | | | | | ADOPTED | |
| | | | | | | | BUDGET | |
| <u>REVENUE</u> | | | | | | | | |
| 33441 | | GAMBLING PREVENTION | - | 8,144 | 24,432 | 24,432 | 24,432 | 24,432 |
| 33442 | | SE 70 PREVENTION | - | 37,500 | 50,000 | 50,000 | 50,000 | 50,000 |
| 33443 | | SE70 EUDL | - | - | - | 12,000 | 12,000 | 12,000 |
| 33990 | | MISC STATE/LOCAL GRANTS | - | 2,500 | - | - | - | - |
| 40000 | | BEGINNING BALANCE | - | - | 1,916 | 4,044 | 4,044 | 4,044 |
| | | TOTAL REVENUE | - | 48,144 | 76,348 | 90,476 | 90,476 | 90,476 |
| <u>EXPENDITURES</u> | | | | | | | | |
| PERSONAL SERVICES | | | | | | | | |
| SALARIES | | | | | | | | |
| 90201 | 0.50 | PROGRAM COORDINATOR | - | - | - | 28,208 | 28,208 | 28,208 |
| 90208 | 0.10 | LCC&F PROGRAM DIRECTOR | - | 5,315 | 6,793 | 7,208 | 7,208 | 7,208 |
| 90393 | | HEALTH EDUCATOR | - | 43,568 | 36,359 | - | - | - |
| | 0.60 | TOTAL SALARIES | - | 48,883 | 43,152 | 35,416 | 35,416 | 35,416 |
| BENEFITS & BURDENS | | | | | | | | |
| 90801 | | FICA | - | 3,621 | 3,301 | 2,709 | 2,709 | 2,709 |
| 90802 | | 401(K) RETIREMENT | - | 5,377 | 4,747 | 3,896 | 3,896 | 3,896 |
| 90804 | | HEALTH INSURANCE | - | 11,843 | 11,189 | 8,878 | 8,878 | 8,878 |
| 90805 | | DENTAL INSURANCE | - | 1,293 | 1,168 | 907 | 907 | 907 |
| 90806 | | LIFE INSURANCE | - | 54 | 79 | 43 | 43 | 43 |
| 90807 | | LTD INSURANCE | - | 136 | 155 | 85 | 85 | 85 |
| 90808 | | WORKER'S COMPENSATION | - | 940 | 106 | 424 | 424 | 424 |
| 90809 | | UNEMPLOYMENT | - | 824 | 863 | 708 | 708 | 708 |
| 90810 | | PEHP | - | 16 | 18 | 108 | 108 | 108 |
| | | TOTAL BENEFITS & BURDENS | - | 24,104 | 21,626 | 17,758 | 17,758 | 17,758 |
| | | TOTAL PERSONAL SERVICES | - | 72,987 | 64,778 | 53,174 | 53,174 | 53,174 |
| MATERIALS & SERVICES | | | | | | | | |
| 91101 | | TRAVEL REIMBURSEMENT | - | 1,313 | 1,000 | 1,000 | 1,000 | 1,000 |
| 91201 | | MEALS & LODGING | - | 154 | 1,000 | 2,000 | 2,000 | 2,000 |
| 91401 | | TELEPHONE | - | 120 | - | - | - | - |
| 91501 | | POSTAGE | - | 11 | 150 | 150 | 150 | 150 |
| 94201 | | PRINT SHOP | - | 182 | 500 | 1,000 | 1,000 | 1,000 |

LINCOLN COUNTY, OREGON
ANNUAL BUDGET
FY 2011-12

| GENERAL FUND (101) | | | | | | | | |
|---|-------|----------------------------|---------|---------|---------|-----------------|-----------------|----------------|
| COMMISSION ON CHILDREN & FAMILIES - ALCOHOL/DRUG PREVENTION (675) | | | | | | | | |
| OBJECT | # FTE | | 2008-09 | 2009-10 | 2010-11 | 2011-12 | 2011-12 | 2011-12 |
| | | | ACTUAL | ACTUAL | BUDGET | PROPOSED BUDGET | APPROVED BUDGET | ADOPTED BUDGET |
| 95202 | | CONTINUING EDUCATION | - | - | 250 | 400 | 400 | 400 |
| 95901 | | OTHER SUPPLIES | - | 413 | 2,106 | 32,752 | 32,752 | 32,752 |
| 95902 | | PREVENTION SERVICES | - | 2,000 | 2,000 | - | - | - |
| 95909 | | ADMINISTRATIVE COSTS | - | - | 4,564 | - | - | - |
| | | TOTAL MATERIALS & SERVICES | - | 4,193 | 11,570 | 37,302 | 37,302 | 37,302 |
| | | TOTAL EXPENDITURES | - | 77,180 | 76,348 | 90,476 | 90,476 | 90,476 |

LINCOLN COUNTY, OREGON

GENERAL FUND (101)

DEPARTMENT: PARKS (910)

A COMMUNITY SERVICES PROGRAM

OBJECTIVE: Provide the public with opportunities for quality recreational experiences. Provide for the physical maintenance of the County Park system.

WORK PLAN SUMMARY: Efficiently maintain quality maintenance program for county park system. Emphasis will be placed on the maintenance of current facilities.

REVENUE AND EXPENDITURE SUMMARY

| | <u>Actual</u> <u>2008-09</u> | <u>Actual</u> <u>2009-10</u> | <u>Budgeted</u> <u>2010-11</u> | <u>Proposed</u> <u>2011-12</u> | <u>Approved</u> <u>2011-12</u> | <u>Adopted</u> <u>2011-12</u> |
|----------------------|---------------------------------|---------------------------------|-----------------------------------|-----------------------------------|-----------------------------------|----------------------------------|
| Total Revenues | 252,578 | 420,494 | 1,137,700 | 337,975 | 337,975 | 337,975 |
| Personal Services | 142,183 | 132,867 | 185,197 | 165,428 | 165,428 | 165,428 |
| Materials & Services | 126,830 | 81,004 | 121,823 | 125,063 | 125,063 | 125,063 |
| Capital Outlay | 76,109 | 300,843 | 884,000 | 176,950 | 176,950 | 176,950 |
| Total Expenditures | 345,122 | 514,714 | 1,191,020 | 467,441 | 467,441 | 467,441 |
| Full-Time Positions | 2.00 | 2.17 | 2.24 | 2.24 | 2.24 | 2.24 |

EFFECTIVENESS INDICATORS: Maintenance of the county park system.

INTERRELATIONSHIPS: General public, Oregon State Marine Board, Oregon State Parks, and Oregon Department of Fish and Wildlife.

BUDGET NOTE: There are grant dollars available from the Oregon State Marine Board, Oregon State Parks, and Oregon Dept. of Fish and Wildlife that will be used, if received, to develop boat ramps, paved parking, additional campsites, and upgrade restroom facilities.

LINCOLN COUNTY, OREGON
ANNUAL BUDGET
FY 2011-12

| | | GENERAL FUND (101) PARKS (910) | | | | | |
|----------------------|-------|-------------------------------------|-------------------|-------------------|-------------------------------|-------------------------------|------------------------------|
| OBJECT | # FTE | 2008-09 ACTUAL | 2009-10 ACTUAL | 2010-11 BUDGET | 2011-12 PROPOSED BUDGET | 2011-12 APPROVED BUDGET | 2011-12 ADOPTED BUDGET |
| <u>REVENUE</u> | | | | | | | |
| 32710 | | 58,182 | 54,932 | 68,000 | 64,000 | 64,000 | 64,000 |
| 32720 | | 6,759 | 5,039 | 6,500 | 7,900 | 7,900 | 7,900 |
| 32730 | | 5,508 | 4,899 | 5,500 | 5,000 | 5,000 | 5,000 |
| 33725 | | 23,700 | 23,700 | 23,700 | 27,600 | 27,600 | 27,600 |
| 33750 | | 77,128 | 77,781 | 75,000 | 75,000 | 75,000 | 75,000 |
| 33751 | | 39,219 | 75,313 | 232,343 | 25,000 | 25,000 | 25,000 |
| 33752 | | 42,067 | 71,395 | 109,000 | 8,475 | 8,475 | 8,475 |
| 33755 | | - | 97,435 | 367,657 | 35,000 | 35,000 | 35,000 |
| 33756 | | - | 10,000 | - | - | - | - |
| 33990 | | - | - | - | 40,000 | 40,000 | 40,000 |
| 36990 | | 15 | - | 250,000 | 50,000 | 50,000 | 50,000 |
| | | TOTAL REVENUE | 252,578 | 420,494 | 1,137,700 | 337,975 | 337,975 |
| <u>EXPENDITURES</u> | | | | | | | |
| PERSONAL SERVICES | | | | | | | |
| SALARIES | | | | | | | |
| 90301 | 0.50 | 18,728 | 21,358 | 30,550 | 28,606 | 28,606 | 28,606 |
| 90302 | 1.33 | 66,447 | 58,152 | 79,541 | 65,226 | 65,226 | 65,226 |
| 90401 | | 7,422 | 3,483 | 5,750 | 5,750 | 5,750 | 5,750 |
| 90501 | | 2,004 | 2,760 | 2,000 | 2,500 | 2,500 | 2,500 |
| 90504 | | - | 1,364 | - | - | - | - |
| | 1.83 | TOTAL SALARIES | 94,601 | 87,117 | 117,841 | 102,082 | 102,082 |
| BENEFITS & BURDENS | | | | | | | |
| 90801 | | 6,962 | 6,430 | 8,862 | 7,809 | 7,809 | 7,809 |
| 90802 | | 9,456 | 9,202 | 11,869 | 10,597 | 10,597 | 10,597 |
| 90804 | | 22,338 | 21,338 | 35,090 | 33,664 | 33,664 | 33,664 |
| 90805 | | 2,457 | 2,749 | 3,665 | 3,387 | 3,387 | 3,387 |
| 90806 | | 129 | 123 | 192 | 161 | 161 | 161 |
| 90807 | | 317 | 311 | 375 | 316 | 316 | 316 |
| 90808 | | 5,065 | 4,610 | 4,986 | 5,370 | 5,370 | 5,370 |
| 90809 | | 858 | 988 | 2,317 | 2,042 | 2,042 | 2,042 |
| | | TOTAL BENEFITS & BURDENS | 47,582 | 45,751 | 67,356 | 63,346 | 63,346 |
| | | TOTAL PERSONAL SERVICES | 142,183 | 132,868 | 185,197 | 165,428 | 165,428 |
| MATERIALS & SERVICES | | | | | | | |
| 91102 | | 17,677 | 20,742 | 15,300 | 21,200 | 21,200 | 21,200 |
| 91201 | | 381 | - | 250 | 200 | 200 | 200 |
| 91401 | | 1,504 | 1,798 | 1,850 | 1,850 | 1,850 | 1,850 |
| 91501 | | 13 | 15 | - | - | - | - |
| 91601 | | 1,396 | 1,700 | 1,750 | 1,400 | 1,400 | 1,400 |

LINCOLN COUNTY, OREGON
ANNUAL BUDGET
FY 2011-12

| | | GENERAL FUND (101) PARKS (910) | | | | | |
|--------|----------------------------|-----------------------------------|-------------------|-------------------|-------------------------------|-------------------------------|------------------------------|
| OBJECT | # FTE | 2008-09 ACTUAL | 2009-10 ACTUAL | 2010-11 BUDGET | 2011-12 PROPOSED BUDGET | 2011-12 APPROVED BUDGET | 2011-12 ADOPTED BUDGET |
| 92001 | UTILITIES | 4,254 | 4,393 | 5,000 | 5,000 | 5,000 | 5,000 |
| 92004 | RECYCLING & HAZARDOUS/WA | 10,013 | 7,228 | 13,500 | 9,000 | 9,000 | 9,000 |
| 92101 | EQUIPMENT REPAIR | 127 | - | 500 | 400 | 400 | 400 |
| 92201 | BUILDING REPAIR | 1,710 | 1,329 | 3,000 | 3,000 | 3,000 | 3,000 |
| 92301 | GROUNDS MAINTENANCE | 1,957 | 51 | 2,000 | 1,000 | 1,000 | 1,000 |
| 92802 | PROFESSIONAL CONFERENCE | 195 | - | 450 | 450 | 450 | 450 |
| 92807 | DOCTORS/EXAMS | - | - | 100 | 100 | 100 | 100 |
| 92901 | MEMBERSHIP FEES & DUES | 150 | 100 | 150 | 150 | 150 | 150 |
| 93901 | CONTRACTUAL SERVICES | 15,487 | 6,365 | 13,500 | 15,000 | 15,000 | 15,000 |
| 94102 | FURN/EQUIP <\$10,000 | 5,402 | 899 | 1,500 | 2,200 | 2,200 | 2,200 |
| 94103 | OPERATING SUPPLIES | 930 | 468 | 500 | 500 | 500 | 500 |
| 94210 | COPIER SERVICES | - | 206 | 100 | 100 | 100 | 100 |
| 94301 | JANITORIAL SUPPLIES | - | 195 | 500 | 500 | 500 | 500 |
| 94602 | UNIFORMS | - | - | 500 | 400 | 400 | 400 |
| 94701 | SMALL TOOLS | - | - | 150 | 100 | 100 | 100 |
| 94901 | GROUNDS & ROADWAYS | 2,206 | 52 | 2,000 | 1,000 | 1,000 | 1,000 |
| 95101 | MED/LAB/XRAY | 778 | 738 | 1,000 | 1,000 | 1,000 | 1,000 |
| 95202 | CONTINUING EDUCATION | 113 | 70 | - | - | - | - |
| 96701 | RENTALS OF EQUIPMENT | 230 | - | 500 | 500 | 500 | 500 |
| 96710 | PROPERTY TAXES | 11 | 13 | 20 | 13 | 13 | 13 |
| 96901 | ROAD BILLABLE COSTS | 62,296 | 34,642 | 57,703 | 60,000 | 60,000 | 60,000 |
| | TOTAL MATERIALS & SERVICES | 126,830 | 81,004 | 121,823 | 125,063 | 125,063 | 125,063 |
| | CAPITAL OUTLAY | | | | | | |
| 97101 | LAND / GENERAL | 30,285 | 1,116 | - | 60,000 | 60,000 | 60,000 |
| 97501 | STRUCTURES & IMPROVEMENT | 25,396 | 136,727 | 9,000 | 66,950 | 66,950 | 66,950 |
| 98401 | GROUNDS & ROADWAYS | 20,428 | 163,000 | 875,000 | 50,000 | 50,000 | 50,000 |
| | TOTAL CAPITAL OUTLAY | 76,109 | 300,843 | 884,000 | 176,950 | 176,950 | 176,950 |
| | TOTAL EXPENDITURES | 345,122 | 514,715 | 1,191,020 | 467,441 | 467,441 | 467,441 |

LINCOLN COUNTY, OREGON

GENERAL FUND (101)

DEPARTMENT: OTHER REQUIREMENTS-COMMUNITY SERVICES (993)

A COMMUNITY SERVICES PROGRAM

OBJECTIVES: To provide accounting and funding for inter-fund transfers for Human Services; to budget and account for funds provided to nonprofit agencies that receive funding from the County for part of their budget through the non-profit social service agency funding program; economic development from Lottery proceeds and from the Hotel/Motel tax including allocations as provided under county code; historical societies; miscellaneous social services.

WORK PLAN SUMMARY: Provide for Community Services that are not mandated by law, but which are highly desired by taxpayers. This includes a limited funding level for non-County not-for-profit agencies as well as economic development.

REVENUE AND EXPENDITURE SUMMARY

| | <u>Actual</u> <u>2008-09</u> | <u>Actual</u> <u>2009-10</u> | <u>Budgeted</u> <u>2010-11</u> | <u>Proposed</u> <u>2011-12</u> | <u>Approved</u> <u>2011-12</u> | <u>Adopted</u> <u>2011-12</u> |
|----------------------|---------------------------------|---------------------------------|-----------------------------------|-----------------------------------|-----------------------------------|----------------------------------|
| Total Revenues | 885,420 | 657,109 | 1,092,883 | 801,737 | 801,737 | 801,737 |
| Materials & Services | 1,307,009 | 1,082,282 | 1,586,795 | 1,321,799 | 1,356,799 | 1,391,799 |
| Capital Outlay | 869,673 | 0 | 0 | 0 | 0 | 0 |
| Transfers | 0 | 307,500 | 307,500 | 307,500 | 307,500 | 307,500 |
| Total Expenditures | 2,176,682 | 1,389,782 | 1,894,295 | 1,629,299 | 1,664,299 | 1,699,299 |

EFFECTIVENESS INDICATORS: Planned expenditures and transfers executed in a timely manner with proper accounting and documentation, consistent with established Board policies and procedures.

INTERRELATIONSHIPS: Work with federal, state, non-profit and not-for-profit agencies to meet the needs of the citizens of the county by providing matching funds for programs when possible and by cooperating and participating in intergovernmental associations.

LINCOLN COUNTY, OREGON
ANNUAL BUDGET
FY 2011-12

| GENERAL FUND (101) COMMUNITY SERVICES - OTHER (993) | | | | | | |
|--|-------------------|-------------------|-------------------|-------------------------------|-------------------------------|------------------------------|
| OBJECT | 2008-09 ACTUAL | 2009-10 ACTUAL | 2010-11 BUDGET | 2011-12 PROPOSED BUDGET | 2011-12 APPROVED BUDGET | 2011-12 ADOPTED BUDGET |
| <u>REVENUE</u> | | | | | | |
| 31601 ROOM TAX - AQUARIUM | - | - | 142,000 | 140,250 | 140,250 | 140,250 |
| 31610 ROOM TAX - CHAMBER of CO | - | - | 190,000 | 158,950 | 158,950 | 158,950 |
| 33153 SB 1065/STATE COURT ASSE | 12,328 | 12,501 | 8,600 | 8,600 | 8,600 | 8,600 |
| 33312 OCDBG MICROENTERPRISE DE | 81,000 | - | 100,000 | 45,000 | 45,000 | 45,000 |
| 33313 OCDBG HEADSTART FACILITY | 544,913 | - | - | - | - | - |
| 33314 OCDBG HOUSING REHAB PRG | 19,049 | - | - | - | - | - |
| 33315 CHILD ADVOCACY CENTER | - | (824) | - | - | - | - |
| 33319 STATE POKER MONEY/ECON.D | 228,130 | 183,150 | 280,000 | 195,000 | 195,000 | 195,000 |
| 40000 BEG BALANCE - POKER \$ | - | 462,283 | 372,283 | 253,937 | 253,937 | 253,937 |
| TOTAL REVENUE | 885,420 | 657,110 | 1,092,883 | 801,737 | 801,737 | 801,737 |
| <u>EXPENDITURES</u> | | | | | | |
| MATERIALS & SERVICES | | | | | | |
| 93900 SR NUTRITION PROG. CONTR | - | - | 7,000 | 7,000 | 7,000 | 7,000 |
| 93902 L.C.C. CHAPTER 5/AQUARIU | 193,529 | 158,949 | 142,000 | 140,250 | 140,250 | 140,250 |
| 93903 L.C.C. CHAPTER 5 MONIES/ | 177,193 | 173,914 | 190,000 | 158,950 | 158,950 | 158,950 |
| 93907 A & D ABUSE/SB 1065 | - | - | 8,600 | - | - | - |
| 93910 SENIOR COMPANION PROGRAM | - | - | 15,000 | 15,000 | 50,000 | 50,000 |
| 93911 SENIOR OUTREACH PROGRAMS | - | - | 10,000 | 10,000 | 10,000 | 10,000 |
| 93913 SOUTH JETTY TRANSFER TO | - | - | 15,000 | 15,000 | 15,000 | 15,000 |
| 93918 COUNTY AGENCIES | 160,000 | 100,000 | 131,250 | 156,000 | 156,000 | 156,000 |
| 93919 ALSI HISTORICAL SOCIETY | 11,829 | 10,646 | 10,646 | 10,646 | 10,646 | 10,646 |
| 93920 YAQUINA RR SOCIETY | 24,981 | 22,483 | 22,483 | 22,483 | 22,483 | 22,483 |
| 93921 LINCOLN COUNTY HISTORICA | 231,365 | 208,229 | 208,229 | 208,229 | 208,229 | 208,229 |
| 93922 NORTH LINCOLN HISTORICAL | 71,449 | 64,304 | 64,304 | 64,304 | 64,304 | 64,304 |
| 93923 HOUSING REHABILITATION P | 19,049 | - | - | - | - | - |
| 93924 MICROENTERPRISE DEVELOPM | 80,000 | - | 100,000 | 45,000 | 45,000 | 45,000 |
| 93925 MENTAL HEALTH COURT | - | - | - | 10,000 | 10,000 | 10,000 |
| 95912 RENT ASSISTANCE | 21,427 | 36,142 | 10,000 | 10,000 | 10,000 | 10,000 |
| 96610 ECONOMIC DEVELOPMENT PRO | 316,187 | 307,615 | 652,283 | 448,937 | 448,937 | 448,937 |
| TOTAL MATERIALS & SERVICES | 1,307,009 | 1,082,282 | 1,586,795 | 1,321,799 | 1,356,799 | 1,356,799 |
| CAPITAL OUTLAY | | | | | | |
| 98801 HEAD START FACILITY | 869,673 | - | - | - | - | - |
| TOTAL CAPITAL OUTLAY | 869,673 | - | - | - | - | - |
| TOTAL COMM. SERVICES - OTHER EXPENDITURES | 2,176,682 | 1,082,282 | 1,586,795 | 1,321,799 | 1,356,799 | 1,356,799 |

LINCOLN COUNTY, OREGON
ANNUAL BUDGET
FY 2011-12

| GENERAL FUND (101) COMMUNITY SERVICES - OTHER (993) | | | | | | |
|--|-------------------|-------------------|-------------------|-------------------------------|-------------------------------|------------------------------|
| OBJECT | 2008-09 ACTUAL | 2009-10 ACTUAL | 2010-11 BUDGET | 2011-12 PROPOSED BUDGET | 2011-12 APPROVED BUDGET | 2011-12 ADOPTED BUDGET |
| TRANSFERS | | | | | | |
| 99208 TRANSFER TO HHS FUND | - | 191,224 | 307,500 | 150,000 | 150,000 | 150,000 |
| 99209 TR. TO MENTAL HEALTH FUND | - | - | - | 157,500 | 157,500 | 157,500 |
| 99216 TRANSFER TO FQHC FUND | - | 116,276 | - | - | - | - |
| TOTAL TRANSFERS | - | 307,500 | 307,500 | 307,500 | 307,500 | 307,500 |

CLOSED DEPARTMENTS

LINCOLN COUNTY, OREGON
ANNUAL BUDGET
FY 2011-12

| GENERAL FUND (101) | | | | | | | |
|--|--------------------------|---------|---------|---------|-----------------|-----------------|----------------|
| COASTAL ZONE MANAGEMENT GRANT (CLOSED) (008) | | | | | | | |
| OBJECT | | 2008-09 | 2009-10 | 2010-11 | 2011-12 | 2011-12 | 2011-12 |
| | | ACTUAL | ACTUAL | BUDGET | PROPOSED BUDGET | APPROVED BUDGET | ADOPTED BUDGET |
| <u>REVENUE</u> | | | | | | | |
| 33640 | COASTAL ZONE GRANT | 30,000 | 30,000 | - | - | - | - |
| | TOTAL REVENUE | 30,000 | 30,000 | - | - | - | - |
| <u>EXPENDITURES</u> | | | | | | | |
| PERSONAL SERVICES | | | | | | | |
| SALARIES | | | | | | | |
| 90304 | SENIOR PLANNER | 63,698 | 61,746 | - | - | - | - |
| | TOTAL SALARIES | 63,698 | 61,746 | - | - | - | - |
| BENEFITS & BURDENS | | | | | | | |
| 90801 | FICA | 4,720 | 4,565 | - | - | - | - |
| 90802 | 401(K) RETIREMENT | 7,007 | 6,792 | - | - | - | - |
| 90804 | HEALTH INSURANCE | 11,169 | 12,289 | - | - | - | - |
| 90805 | DENTAL INSURANCE | 1,231 | 1,343 | - | - | - | - |
| 90806 | LIFE INSURANCE | 58 | 56 | - | - | - | - |
| 90807 | LTD INSURANCE | 141 | 141 | - | - | - | - |
| 90808 | WORKER'S COMPENSATION | 1,666 | 1,356 | - | - | - | - |
| 90809 | UNEMPLOYMENT | 587 | 586 | - | - | - | - |
| | TOTAL BENEFITS & BURDENS | 26,579 | 27,128 | - | - | - | - |
| | TOTAL PERSONAL SERVICES | 90,277 | 88,874 | - | - | - | - |
| | TOTAL EXPENDITURES | 90,277 | 88,874 | - | - | - | - |

LINCOLN COUNTY, OREGON
ANNUAL BUDGET
FY 2011-12

| GENERAL FUND (101) | | | | | | |
|---|----------------------------|-------------------|-------------------|-------------------------------|-------------------------------|------------------------------|
| SENIOR OUTREACH SERVICES (CLOSED) (014) | | | | | | |
| OBJECT | 2008-09 ACTUAL | 2009-10 ACTUAL | 2010-11 BUDGET | 2011-12 PROPOSED BUDGET | 2011-12 APPROVED BUDGET | 2011-12 ADOPTED BUDGET |
| <u>REVENUE</u> | | | | | | |
| 33620 | OUTREACH(COG)TITLE XIX | 49,750 | 39,083 | - | - | - |
| | TOTAL REVENUE | 49,750 | 39,083 | - | - | - |
| <u>EXPENDITURES</u> | | | | | | |
| PERSONAL SERVICES | | | | | | |
| SALARIES | | | | | | |
| 90301 | OUTREACH WORKERS | 63,523 | 62,316 | - | - | - |
| | TOTAL SALARIES | 63,523 | 62,316 | - | - | - |
| BENEFITS & BURDENS | | | | | | |
| 90801 | FICA | 4,186 | 4,124 | - | - | - |
| 90802 | 401(K) RETIREMENT | 6,987 | 6,855 | - | - | - |
| 90804 | HEALTH INSURANCE | 16,882 | 19,185 | - | - | - |
| 90805 | DENTAL INSURANCE | 1,858 | 2,038 | - | - | - |
| 90806 | LIFE INSURANCE | 154 | 145 | - | - | - |
| 90807 | LTD INSURANCE | 384 | 362 | - | - | - |
| 90808 | WORKER'S COMPENSATION | 814 | 619 | - | - | - |
| 90809 | UNEMPLOYMENT | 585 | 605 | - | - | - |
| | TOTAL BENEFITS & BURDENS | 31,850 | 33,933 | - | - | - |
| | TOTAL PERSONAL SERVICES | 95,373 | 96,249 | - | - | - |
| MATERIALS & SERVICES | | | | | | |
| 91101 | TRAVEL REIMBURSEMENT | 10,469 | 9,815 | - | - | - |
| | TOTAL MATERIALS & SERVICES | 10,469 | 9,815 | - | - | - |
| | TOTAL EXPENDITURES | 105,842 | 106,064 | - | - | - |

LINCOLN COUNTY, OREGON
ANNUAL BUDGET
FY 2011-12

| GENERAL FUND (101) | | | | | | | |
|--|----------------------------|---------|---------|---------|-----------------|-----------------|----------------|
| PAROLE & PROBATION - HEALTHY FAMILIES GRANT (CLOSED) (128) | | | | | | | |
| OBJECT | | 2008-09 | 2009-10 | 2010-11 | 2011-12 | 2011-12 | 2011-12 |
| | | ACTUAL | ACTUAL | BUDGET | PROPOSED BUDGET | APPROVED BUDGET | ADOPTED BUDGET |
| <u>REVENUE</u> | | | | | | | |
| 33313 | OREGON SOCIAL LEARNING | 81,574 | 17,823 | - | - | - | - |
| | TOTAL REVENUE | 81,574 | 17,823 | - | - | - | - |
| <u>EXPENDITURES</u> | | | | | | | |
| PERSONAL SERVICES | | | | | | | |
| SALARIES | | | | | | | |
| 90301 | PAROLE/PROBATION OFFICER | 14,152 | 1,061 | - | - | - | - |
| 90302 | OFFICE ASSISTANT | 2,400 | 491 | - | - | - | - |
| 90401 | TEMPORARY EMPLOYEES | 4,009 | - | - | - | - | - |
| | TOTAL SALARIES | 20,561 | 1,552 | - | - | - | - |
| BENEFITS & BURDENS | | | | | | | |
| 90801 | FICA | 1,539 | 116 | - | - | - | - |
| 90802 | 401K RETIREMENT | 1,821 | 171 | - | - | - | - |
| 90804 | HEALTH INSURANCE | 1,501 | 392 | - | - | - | - |
| 90805 | DENTAL INSURANCE | 151 | 44 | - | - | - | - |
| 90806 | LIFE INSURANCE | 9 | 2 | - | - | - | - |
| 90807 | LTD INSURANCE | 22 | 5 | - | - | - | - |
| 90808 | WORKER'S COMPENSATION | 1,784 | 204 | - | - | - | - |
| 90809 | UNEMPLOYMENT | 260 | 350 | - | - | - | - |
| 90810 | PEHP | - | - | - | - | - | - |
| 90811 | DEFERRED COMPENSATION | 119 | 16 | - | - | - | - |
| | TOTAL BENEFITS & BURDENS | 7,206 | 1,300 | - | - | - | - |
| | TOTAL PERSONAL SERVICES | 27,767 | 2,852 | - | - | - | - |
| MATERIALS & SERVICES | | | | | | | |
| 91101 | TRAVEL REIMBURSEMENT | 605 | - | - | - | - | - |
| 91102 | MOTOR POOL | 1,791 | - | - | - | - | - |
| 91401 | TELEPHONE | 3,947 | 1,212 | - | - | - | - |
| 91601 | PRINTING & PUBLICATIONS | - | - | - | - | - | - |
| 92001 | UTILITIES | 3,996 | 1,522 | - | - | - | - |
| 92004 | WASTE REMOVAL | 762 | 277 | - | - | - | - |
| 92801 | PROFESSIONAL SERVICE | 1,230 | 410 | - | - | - | - |
| 93901 | CONTRACTUAL SERVICES | 6,298 | - | - | - | - | - |
| 94101 | OFFICE SUPPLIES | 64 | - | - | - | - | - |
| 94103 | OPERATING SUPPLIES | 2,516 | 93 | - | - | - | - |
| 94201 | PRINT SHOP | - | - | - | - | - | - |
| 94210 | COPIER SERVICES | 1,697 | - | - | - | - | - |
| 95101 | MED/LAB/XRAY | 166 | - | - | - | - | - |
| 95102 | MEDICAL SUPPLIES | 41 | - | - | - | - | - |
| 96601 | RENTALS OF SPACE | 24,620 | 11,640 | - | - | - | - |
| 96701 | LEASE OF VEHICLES | - | - | - | - | - | - |
| 96901 | INDIRECT COSTS | 4,123 | 295 | - | - | - | - |
| | TOTAL MATERIALS & SERVICES | 51,856 | 15,449 | - | - | - | - |
| | TOTAL EXPENDITURES | 79,623 | 18,301 | - | - | - | - |

LINCOLN COUNTY, OREGON
ANNUAL BUDGET
FY 2011-12

| GENERAL FUND (101) CHILD ADVOCACY CENTER (CLOSED) (133) | | | | | | |
|--|---------|---------|---------|----------|----------|---------|
| OBJECT | 2008-09 | 2009-10 | 2010-11 | 2011-12 | 2011-12 | 2011-12 |
| | ACTUAL | ACTUAL | BUDGET | PROPOSED | APPROVED | ADOPTED |
| | | | | BUDGET | BUDGET | BUDGET |
| <u>REVENUE</u> | | | | | | |
| 33167 SOCIAL SERVICE ALLOCATION | - | - | - | - | - | - |
| 33168 NCA GRANT | - | - | - | - | - | - |
| 36990 MISCELLANEOUS REVENUE | 21,198 | - | - | - | - | - |
| TOTAL REVENUE | 21,198 | - | - | - | - | - |
| <u>EXPENDITURES</u> | | | | | | |
| PERSONAL SERVICES | | | | | | |
| SALARIES | | | | | | |
| 90201 EXECUTIVE DIRECTOR | 9,822 | - | - | - | - | - |
| TOTAL SALARIES | 9,822 | - | - | - | - | - |
| BENEFITS & BURDENS | | | | | | |
| 90801 FICA | 742 | - | - | - | - | - |
| 90804 HEALTH INSURANCE | 5,825 | - | - | - | - | - |
| 90805 DENTAL INSURANCE | 552 | - | - | - | - | - |
| 90806 LIFE INSURANCE | 19 | - | - | - | - | - |
| 90807 LTD INSURANCE | 44 | - | - | - | - | - |
| 90808 WORKER'S COMPENSATION | 107 | - | - | - | - | - |
| 90809 UNEMPLOYMENT | 98 | - | - | - | - | - |
| 90810 PEHP | 19 | - | - | - | - | - |
| TOTAL BENEFITS & BURDENS | 7,406 | - | - | - | - | - |
| TOTAL PERSONAL SERVICES | 17,228 | - | - | - | - | - |
| MATERIALS & SERVICES | | | | | | |
| 91401 TELEPHONE | 502 | - | - | - | - | - |
| 91501 POSTAGE | 1,610 | - | - | - | - | - |
| 92001 UTILITIES | 271 | - | - | - | - | - |
| 92004 RECYCLING & HAZARDOUS/WA | 40 | - | - | - | - | - |
| 92808 PROFESSIONAL SERVICES | 923 | - | - | - | - | - |
| 94101 OFFICE SUPPLIES | 64 | - | - | - | - | - |
| 94103 OPERATING SUPPLIES | - | - | - | - | - | - |
| 94201 PRINT SHOP | 10 | - | - | - | - | - |
| 94210 COPIER SVCS/USAGE FEES | 547 | - | - | - | - | - |
| TOTAL MATERIALS & SERVICES | 3,967 | - | - | - | - | - |
| TOTAL EXPENDITURES | 21,195 | - | - | - | - | - |

LINCOLN COUNTY, OREGON
ANNUAL BUDGET
FY 2011-12

| GENERAL FUND (101) | | | | | | | |
|---|--------------------------|---------|---------|---------|-----------------|-----------------|----------------|
| CHILD ADVOCACY CENTER - VOCA PROJECT (CLOSED) (157) | | | | | | | |
| OBJECT | | 2008-09 | 2009-10 | 2010-11 | 2011-12 | 2011-12 | 2011-12 |
| | | ACTUAL | ACTUAL | BUDGET | PROPOSED BUDGET | APPROVED BUDGET | ADOPTED BUDGET |
| <u>REVENUE</u> | | | | | | | |
| 33165 | VOCA GRANT(CFDA 16.575) | 52,843 | 6,059 | - | - | - | - |
| | TOTAL REVENUE | 52,843 | 6,059 | - | - | - | - |
| <u>EXPENDITURES</u> | | | | | | | |
| PERSONAL SERVICES | | | | | | | |
| SALARIES | | | | | | | |
| 90301 | VOLUNTEER COORDINATOR | 34,868 | 1,409 | - | - | - | - |
| 90501 | OVERTIME | 133 | - | - | - | - | - |
| | TOTAL SALARIES | 35,001 | 1,409 | - | - | - | - |
| BENEFITS & BURDENS | | | | | | | |
| 90801 | FICA | 2,481 | 99 | - | - | - | - |
| 90802 | 401K RETIREMENT | 3,850 | - | - | - | - | - |
| 90804 | HEALTH INSURANCE | 9,983 | 1,029 | - | - | - | - |
| 90805 | DENTAL INSURANCE | 1,116 | 115 | - | - | - | - |
| 90806 | LIFE INSURANCE | 53 | 5 | - | - | - | - |
| 90807 | LTD INSURANCE | 126 | 12 | - | - | - | - |
| 90808 | WORKER'S COMPENSATION | 413 | 1 | - | - | - | - |
| 90809 | UNEMPLOYMENT | 327 | - | - | - | - | - |
| | TOTAL BENEFITS & BURDENS | 18,349 | 1,261 | - | - | - | - |
| | TOTAL PERSONAL SERVICES | 53,350 | 2,670 | - | - | - | - |
| | TOTAL EXPENDITURES | 53,350 | 2,670 | - | - | - | - |

LINCOLN COUNTY, OREGON
ANNUAL BUDGET
FY 2011-12

| GENERAL FUND (101) | | | | | | |
|---|---------|---------|---------|-----------------|-----------------|----------------|
| DISTRICT ATTORNEY - VIOLENCE AGAINST WOMEN PROGRAM (CLOSED) (160) | | | | | | |
| OBJECT | 2008-09 | 2009-10 | 2010-11 | 2011-12 | 2011-12 | 2011-12 |
| | ACTUAL | ACTUAL | BUDGET | PROPOSED BUDGET | APPROVED BUDGET | ADOPTED BUDGET |
| <u>REVENUE</u> | | | | | | |
| 33150 VAWA GRANT(CFDA #16.588) | - | - | - | - | - | - |
| TOTAL REVENUE | - | - | - | - | - | - |
| <u>EXPENDITURES</u> | | | | | | |
| PERSONAL SERVICES | | | | | | |
| SALARIES | | | | | | |
| 90302 VICTIM ADVOCATE | 35,507 | 32,140 | - | - | - | - |
| 90504 COMP TIME PAY OFF | - | 2 | - | - | - | - |
| TOTAL SALARIES | 35,507 | 32,142 | - | - | - | - |
| BENEFITS & BURDENS | | | | | | |
| 90801 FICA | 2,582 | 2,358 | - | - | - | - |
| 90802 401(K) RETIREMENT | 3,906 | 3,536 | - | - | - | - |
| 90804 HEALTH INSURANCE | 11,192 | 10,806 | - | - | - | - |
| 90805 DENTAL INSURANCE | 1,244 | 1,182 | - | - | - | - |
| 90806 LIFE INSURANCE | 58 | 49 | - | - | - | - |
| 90807 LTD INSURANCE | 141 | 124 | - | - | - | - |
| 90808 WORKER'S COMPENSATION | 390 | 337 | - | - | - | - |
| 90809 UNEMPLOYMENT | 329 | 338 | - | - | - | - |
| TOTAL BENEFITS & BURDENS | 19,842 | 18,730 | - | - | - | - |
| TOTAL PERSONAL SERVICES | 55,349 | 50,872 | - | - | - | - |
| TOTAL EXPENDITURES | 55,349 | 50,872 | - | - | - | - |

LINCOLN COUNTY, OREGON
ANNUAL BUDGET
FY 2011-12

| GENERAL FUND (101) | | | | | | | |
|---|--------------------------|---------|---------|---------|-----------------|-----------------|----------------|
| SHERIFF'S OFFICE - ANIMAL CONTROL SERVICES (CLOSED) (213) | | | | | | | |
| OBJECT | | 2008-09 | 2009-10 | 2010-11 | 2011-12 | 2011-12 | 2011-12 |
| | | ACTUAL | ACTUAL | BUDGET | PROPOSED BUDGET | APPROVED BUDGET | ADOPTED BUDGET |
| <u>REVENUE</u> | | | | | | | |
| 34714 | CITY OF LINCOLN CITY | 39,846 | 40,865 | - | - | - | - |
| 34715 | CITY OF NEWPORT | 39,846 | 40,865 | - | - | - | - |
| | TOTAL REVENUE | 79,692 | 81,730 | - | - | - | - |
| <u>EXPENDITURES</u> | | | | | | | |
| PERSONAL SERVICES | | | | | | | |
| SALARIES | | | | | | | |
| 90304 | ANIMAL CONTROL OFFICER | 75,069 | 60,712 | - | - | - | - |
| 90501 | OVERTIME | 840 | 243 | - | - | - | - |
| 90504 | COMP TIME PAYOFF | - | 53 | - | - | - | - |
| 90515 | OVERTIME/TRAINING | 367 | 82 | - | - | - | - |
| 90601 | HOLIDAY PAY | 588 | - | - | - | - | - |
| | TOTAL SALARIES | 76,864 | 61,090 | - | - | - | - |
| BENEFITS & BURDENS | | | | | | | |
| 90801 | FICA | 5,888 | 4,702 | - | - | - | - |
| 90802 | 401(K) RETIREMENT | 7,905 | 6,798 | - | - | - | - |
| 90804 | HEALTH INSURANCE | 22,204 | 24,022 | - | - | - | - |
| 90805 | DENTAL INSURANCE | 2,464 | 2,626 | - | - | - | - |
| 90806 | LIFE INSURANCE | 80 | 68 | - | - | - | - |
| 90807 | LTD INSURANCE | 253 | 255 | - | - | - | - |
| 90808 | WORKER'S COMPENSATION | 1,804 | 1,424 | - | - | - | - |
| 90809 | UNEMPLOYMENT | 954 | 595 | - | - | - | - |
| | TOTAL BENEFITS & BURDENS | 41,552 | 40,490 | - | - | - | - |
| | TOTAL PERSONAL SERVICES | 118,416 | 101,580 | - | - | - | - |
| MATERIALS & SERVICES | | | | | | | |
| 91101 | TRAVEL REIMBURSEMENT | 6 | - | - | - | - | - |
| 91102 | FLEET SERVICES | 25,762 | 16,583 | - | - | - | - |
| 91201 | MEALS & LODGING | 625 | 1,415 | - | - | - | - |
| 91601 | PRINTING & PUBLICATIONS | 204 | 120 | - | - | - | - |
| 92901 | MEMBERSHIP FEES & DUES | 65 | - | - | - | - | - |
| 94101 | OFFICE SUPPLIES | 88 | - | - | - | - | - |
| 94102 | FURNITURE & EQUIP UNDER | 9,309 | 2,888 | - | - | - | - |
| 94201 | PRINT SHOP | - | - | - | - | - | - |

LINCOLN COUNTY, OREGON
ANNUAL BUDGET
FY 2011-12

| GENERAL FUND (101) | | | | | | | |
|---|----------------------------|---------|---------|---------|-----------------|-----------------|----------------|
| SHERIFF'S OFFICE - ANIMAL CONTROL SERVICES (CLOSED) (213) | | | | | | | |
| OBJECT | | 2008-09 | 2009-10 | 2010-11 | 2011-12 | 2011-12 | 2011-12 |
| | | ACTUAL | ACTUAL | BUDGET | PROPOSED BUDGET | APPROVED BUDGET | ADOPTED BUDGET |
| 94602 | CLOTHING | 1,800 | 2,052 | - | - | - | - |
| 94603 | CLEANING ALLOWANCE | 1,175 | 1,025 | - | - | - | - |
| 95202 | CONTINUING EDUCATION | 410 | 1,375 | - | - | - | - |
| | TOTAL MATERIALS & SERVICES | 39,444 | 25,458 | - | - | - | - |
| | TOTAL EXPENDITURES | 157,860 | 127,038 | - | - | - | - |

LINCOLN COUNTY, OREGON
ANNUAL BUDGET
FY 2011-12

| GENERAL FUND (101) ADDRESSING SYSTEM (CLOSED) (300) | | | | | | |
|--|---------|---------|---------|----------|----------|---------|
| OBJECT | 2008-09 | 2009-10 | 2010-11 | 2011-12 | 2011-12 | 2011-12 |
| | ACTUAL | ACTUAL | BUDGET | PROPOSED | APPROVED | ADOPTED |
| | | | | BUDGET | BUDGET | BUDGET |
| <u>REVENUE</u> | | | | | | |
| 33105 MSAG GRANT | 18,467 | 9,465 | - | - | - | - |
| 34610 ADDRESSING BOOK SALES | - | 974 | - | - | - | - |
| TOTAL REVENUE | 18,467 | 10,439 | - | - | - | - |
| <u>EXPENDITURES</u> | | | | | | |
| PERSONAL SERVICES | | | | | | |
| SALARIES | | | | | | |
| 90302 ADDRESSING SPECIALIST | 48,224 | 50,295 | - | - | - | - |
| 90504 COMP TIME PAYOFF | - | 3 | - | - | - | - |
| TOTAL SALARIES | 48,224 | 50,298 | - | - | - | - |
| BENEFITS & BURDENS | | | | | | |
| 90801 FICA | 3,527 | 3,687 | - | - | - | - |
| 90802 401(K) RETIREMENT | 5,305 | 5,533 | - | - | - | - |
| 90804 HEALTH INSURANCE | 11,169 | 11,850 | - | - | - | - |
| 90805 DENTAL INSURANCE | 1,231 | 1,295 | - | - | - | - |
| 90806 LIFE INSURANCE | 58 | 54 | - | - | - | - |
| 90807 LTD INSURANCE | 141 | 135 | - | - | - | - |
| 90808 WORKER'S COMPENSATION | 558 | 513 | - | - | - | - |
| 90809 UNEMPLOYMENT | 432 | 504 | - | - | - | - |
| TOTAL BENEFITS & BURDENS | 22,421 | 23,571 | - | - | - | - |
| TOTAL PERSONAL SERVICES | 70,645 | 73,869 | - | - | - | - |
| MATERIALS & SERVICES | | | | | | |
| 91101 TRAVEL REIMBURSEMENT | - | 191 | - | - | - | - |
| 91201 MEALS & LODGING | - | 319 | - | - | - | - |
| 91401 TELEPHONE | 207 | 188 | - | - | - | - |
| 91501 POSTAGE | 10 | 39 | - | - | - | - |
| 93901 CONTRACTUAL SERVICES | 385 | 786 | - | - | - | - |
| 94101 OFFICE SUPPLIES | 36 | - | - | - | - | - |
| 94201 COPY ROOM SERVICES | 259 | 1,403 | - | - | - | - |
| TOTAL MATERIALS & SERVICES | 897 | 2,926 | - | - | - | - |
| TOTAL EXPENDITURES | 71,542 | 76,795 | - | - | - | - |

LINCOLN COUNTY, OREGON
ANNUAL BUDGET
FY 2011-12

| | | GENERAL FUND (101) JUVENILE - COMMUNITY SERVICE (CLOSED) (641) | | | | | |
|----------------------|-----------------------------|---|-------------------|-------------------|-------------------------------|-------------------------------|------------------------------|
| OBJECT | # FTE | 2008-09 ACTUAL | 2009-10 ACTUAL | 2010-11 BUDGET | 2011-12 PROPOSED BUDGET | 2011-12 APPROVED BUDGET | 2011-12 ADOPTED BUDGET |
| <u>REVENUE</u> | | | | | | | |
| 33225 | CRIMINAL JUSTICE SVC | 10,000 | - | - | - | - | - |
| 34300 | MISC CHARGES FOR SVC | 26,084 | - | - | - | - | - |
| | TOTAL REVENUE | 36,084 | - | - | - | - | - |
| <u>EXPENDITURES</u> | | | | | | | |
| PERSONAL SERVICES | | | | | | | |
| SALARIES | | | | | | | |
| 90301 | JUVENILE FACILITY COUNSELOR | 42,878 | - | - | - | - | - |
| | TOTAL SALARIES | 42,878 | - | - | - | - | - |
| BENEFITS & BURDENS | | | | | | | |
| 90801 | FICA | 3,281 | - | - | - | - | - |
| 90802 | 401(K) RETIREMENT | 4,907 | - | - | - | - | - |
| 90804 | HEALTH INSURANCE | 11,223 | - | - | - | - | - |
| 90805 | DENTAL INSURANCE | 1,236 | - | - | - | - | - |
| 90806 | LIFE INSURANCE | 58 | - | - | - | - | - |
| 90807 | LTD INSURANCE | 141 | - | - | - | - | - |
| 90808 | WORKER'S COMPENSATION | 2,519 | - | - | - | - | - |
| 90809 | UNEMPLOYMENT | 281 | - | - | - | - | - |
| | TOTAL BENEFITS & BURDENS | 23,646 | - | - | - | - | - |
| | TOTAL PERSONAL SERVICES | 66,524 | - | - | - | - | - |
| MATERIALS & SERVICES | | | | | | | |
| 91101 | TRAVEL REIMBURSEMENT | 1,153 | - | - | - | - | - |
| 91201 | MEALS & LODGING | - | - | - | - | - | - |
| 93901 | CONTRACTUAL SERVICES | 1,855 | - | - | - | - | - |
| 93934 | RESTITUTION & FINES | 5,387 | - | - | - | - | - |
| 94103 | OPERATING SUPPLIES | - | - | - | - | - | - |
| 94601 | FOOD & CLOTHING | 461 | - | - | - | - | - |
| 95202 | CONTINUING EDUCATION | 200 | - | - | - | - | - |
| | TOTAL MATERIALS & SERVICES | 9,056 | - | - | - | - | - |
| | TOTAL EXPENDITURES | 75,580 | - | - | - | - | - |

LINCOLN COUNTY, OREGON
ANNUAL BUDGET
FY 2011-12

| GENERAL FUND (101) TEEN COURT (CLOSED) (645) | | | | | | | |
|---|----------------------------|---------|---------|---------|-----------------|-----------------|----------------|
| OBJECT | | 2008-09 | 2009-10 | 2010-11 | 2011-12 | 2011-12 | 2011-12 |
| | | ACTUAL | ACTUAL | BUDGET | PROPOSED BUDGET | APPROVED BUDGET | ADOPTED BUDGET |
| <u>REVENUE</u> | | | | | | | |
| 32110 | TEEN COURT FEES | 1,990 | - | - | - | - | - |
| | TOTAL REVENUE | 1,990 | - | - | - | - | - |
| <u>EXPENDITURES</u> | | | | | | | |
| PERSONAL SERVICES | | | | | | | |
| SALARIES | | | | | | | |
| 90201 | TEEN COURT COORDINATOR | 56,469 | - | - | - | - | - |
| | TOTAL SALARIES | 56,469 | - | - | - | - | - |
| BENEFITS & BURDENS | | | | | | | |
| 90801 | FICA | 3,984 | - | - | - | - | - |
| 90802 | 401(K) RETIREMENT | 6,212 | - | - | - | - | - |
| 90804 | HEALTH INSURANCE | 10,294 | - | - | - | - | - |
| 90805 | DENTAL INSURANCE | 1,133 | - | - | - | - | - |
| 90806 | LIFE INSURANCE | 53 | - | - | - | - | - |
| 90807 | LTD INSURANCE | 129 | - | - | - | - | - |
| 90808 | WORKER'S COMPENSATION | 766 | - | - | - | - | - |
| 90809 | UNEMPLOYMENT | 540 | - | - | - | - | - |
| 90810 | PEHP | 173 | - | - | - | - | - |
| | TOTAL BENEFITS & BURDENS | 23,284 | - | - | - | - | - |
| | TOTAL PERSONAL SERVICES | 79,753 | | | | | |
| MATERIALS & SERVICES | | | | | | | |
| 91101 | TRAVEL REIMBURSEMENT | 1,610 | - | - | - | - | - |
| 91201 | MEALS & LODGING | 931 | - | - | - | - | - |
| 91401 | TELEPHONE | 1,008 | - | - | - | - | - |
| 91501 | POSTAGE | 447 | - | - | - | - | - |
| 92802 | PROFESSIONAL CONFERENCE | 870 | - | - | - | - | - |
| 92901 | MEMBERSHIP FEES & DUES | 582 | - | - | - | - | - |
| 94101 | OFFICE SUPPLIES | 79 | - | - | - | - | - |
| 94201 | PRINT SHOP | 205 | - | - | - | - | - |
| | TOTAL MATERIALS & SERVICES | 5,732 | - | - | - | - | - |
| | TOTAL EXPENDITURES | 85,485 | - | - | - | - | - |

HEALTH & HUMAN SERVICES



LINCOLN COUNTY, OREGON

HEALTH AND HUMAN SERVICES

HEALTH AND HUMAN SERVICES FUND (208)

MENTAL HEALTH FUND (209)

COMMUNITY SERVICES PROGRAMS

OBJECTIVE: To provide public health, mental health, and addiction services to the residents of Lincoln County, consistent with guidelines, state statutes, and rules. Funding is provided from Federal and State governments through a series of grants and contracts as well as fee for service billings.

Services are provided in conjunction with a number of other local governmental, outside, and not-for-profit agencies. Because of the funding of some of the programs, the outside agency is a direct recipient of services funded by the State or Federal government. Services are provided at a wide variety of age levels. The Department serves as the County Public Health, Mental Health, Addictions, Environmental Health, and Developmental Disability Agency.

COMMUNITY HEALTH CENTER FUND (216)

A COMMUNITY SERVICES PROGRAM – FEDERALLY QUALIFIED HEALTH CENTER

OBJECTIVE: To increase access to healthcare for citizens in Lincoln County with an emphasis on service to the uninsured and the underinsured. The services provided encompass primary care (preventive, acute and chronic disease management services), family planning, and behavioral health services along with access to affordable pharmacy services for patients of the center.

LINCOLN COUNTY, OREGON
ANNUAL BUDGET
FY 2011-12

HEALTH & HUMAN SERVICES - PUBLIC HEALTH FUND (208)

SUMMARY

| DEPT # | # FTE* | | 2008-09 ACTUAL | 2009-10 ACTUAL | 2010-11 BUDGET | 2011-12 PROPOSED BUDGET | 2011-12 APPROVED BUDGET | 2011-12 ADOPTED BUDGET |
|--|--------|---|-------------------|-------------------|-------------------|-------------------------------|-------------------------------|------------------------------|
| 375 | 0.50 | SOLID WASTE DISPOSAL | 42,647 | 42,965 | 36,420 | 50,987 | 50,987 | 50,987 |
| 405 | 3.21 | COMMUNICABLE DISEASE | 302,792 | 368,641 | 404,528 | 348,755 | 348,755 | 348,755 |
| 406 | 2.06 | MATERNITY CASE MANAGEMENT | 161,589 | 165,516 | 245,864 | 291,749 | 291,749 | 291,749 |
| 407 | 0.30 | HEALTHY COMMUNITIES | - | - | - | 25,000 | 25,000 | 25,000 |
| 408 | 0.08 | LIVING WELL | - | 4,654 | 34,650 | 6,750 | 6,750 | 6,750 |
| 410 | - | ADMINISTRATION/CENTRAL SUPPLY | (6,005) | (18,477) | 1,982,292 | 193,349 | 193,349 | 254,279 |
| 411 | 2.71 | BABIES FIRST/CACCOON | 336,920 | 212,392 | 310,305 | 345,331 | 345,331 | 357,285 |
| 413 | 0.30 | WIC PROGRAM | 238,869 | 232,616 | 280,838 | 266,291 | 266,291 | 266,291 |
| 414 | 0.74 | TOBACCO EDUCATION/PREVENTION | 58,198 | 58,401 | 57,964 | 62,188 | 62,188 | 62,188 |
| 417 | 3.56 | FAMILY HOME VISITING | 296,648 | 294,980 | 428,443 | 398,001 | 398,001 | 398,001 |
| 434 | 1.04 | BIOTERRORISM | 112,143 | 77,319 | 99,029 | 105,891 | 105,891 | 105,891 |
| 439 | 0.69 | INTERGEN ORAL HEALTH | - | 43,029 | 53,505 | 54,511 | 54,511 | 61,344 |
| 440 | 3.97 | ENVIRONMENTAL HEALTH | 280,440 | 266,260 | 262,333 | 375,553 | 375,553 | 375,553 |
| 452 | 0.13 | HIV PREVENTION | 19,474 | 18,157 | 18,957 | 20,719 | 20,719 | 20,719 |
| 453 | 0.35 | HIV - RYAN WHITE | 55,307 | 49,446 | 41,784 | 43,177 | 43,177 | 45,908 |
| 457 | 0.36 | IMMUNIZATION ACTION PLAN | 10,085 | 20,345 | 25,545 | 29,542 | 29,542 | 29,542 |
| 461 | 0.66 | HOME VISITS - FEDERAL | 57,458 | 55,251 | 51,192 | 58,904 | 58,904 | 58,904 |
| 490 | 0.41 | WATER QUALITY | 38,590 | 30,320 | 27,948 | 32,734 | 32,734 | 32,734 |
| 404 | - | DIABETES PREVENTION/EDUCATION (CLOSED) | 25,234 | 218 | - | - | - | - |
| 415 | - | DD QUALITY ASSURANCE PROGRAM (CLOSED) | 105,884 | 29 | - | - | - | - |
| 418 | - | CHILDCARE CONSULTATION (CLOSED) | 75,850 | 71,812 | 80,328 | - | - | - |
| 420 | - | MH ADULT SERVICES (CLOSED) | 890,708 | 708,652 | - | - | - | - |
| 422 | - | MH CASE MANAGEMENT (CLOSED) | 490,731 | 612,693 | - | - | - | - |
| 423 | - | MH CHRONIC SUPPORT/DAY TREATMENT (CLOSED) | 1,700,440 | 1,494,511 | - | - | - | - |
| 427 | - | MH CHEMICAL DEPENDENCY (CLOSED) | 474,837 | 382,469 | - | - | - | - |
| 428 | - | MH MRDD PASS THROUGH (CLOSED) | 466,486 | 495,196 | - | - | - | - |
| 429 | - | MH CHILD/FAMILY MEDICAL (CLOSED) | 529,910 | 451,041 | - | - | - | - |
| 430 | - | ALCOHOL/DRUG PREVENTION (CLOSED) | 114,153 | - | - | - | - | - |
| 432 | - | GAMBLING (CLOSED) | 85,984 | - | - | - | - | - |
| 433 | - | PANDEMIC FLU (CLOSED) | - | 70,169 | - | - | - | - |
| 450 | - | CHILD & FAMILY SUPPORT (CLOSED) | (2,270) | - | - | - | - | - |
| 21.07 | | TOTAL PUBLIC HEALTH FUND | 6,963,102 | 6,208,605 | 4,441,925 | 2,709,432 | 2,709,432 | 2,791,880 |
| <u>PUBLIC HEALTH FUND BY CATEGORY</u> | | | | | | | | |
| | | TOTAL REVENUE | 7,043,921 | 7,534,868 | 4,482,425 | 2,709,432 | 2,709,432 | 2,791,880 |
| | | EXPENDITURES: | | | | | | |
| | | PERSONAL SERVICES | 5,348,797 | 4,621,583 | 2,347,828 | 1,964,597 | 1,964,597 | 1,964,597 |
| | | MATERIALS & SERVICES | 1,614,305 | 1,587,022 | 1,600,226 | 744,835 | 744,835 | 827,283 |
| | | CONTINGENCY | - | - | 257,342 | - | - | - |
| | | RESERVE FOR COMPENSATED ABSENCES | - | - | 277,029 | - | - | - |
| | | TOTAL APPROPRIATIONS | 6,963,102 | 6,208,605 | 4,482,425 | 2,709,432 | 2,709,432 | 2,791,880 |
| | | ENDING BALANCE | 80,819 | 1,326,263 | - | - | - | - |

*Does not include "Temporary Employees"

LINCOLN COUNTY, OREGON
HEALTH AND HUMAN SERVICES FUND (208)

DEPARTMENT: SOLID WASTE DISPOSAL (375)
A COMMUNITY SERVICES PROGRAM

OBJECTIVE: Provide solid waste administration services for Lincoln County as required.

WORK PLAN SUMMARY: Provide administration as per County Code Chapter 2 to administer solid waste franchises including investigation of complaints against franchised collectors, recommendations on rate increases, changes of ownership, or length of franchise.

Investigate and enforce solid waste complaints against individuals as provided for in County Code Chapter 2.

Represent agency and serve as Secretary on Solid Waste Consortium; Financial functions for the Solid Waste Consortium were assumed by County Finance office in fall of 2010.

REVENUE AND EXPENDITURE SUMMARY

| | <u>Actual</u> <u>2008-09</u> | <u>Actual</u> <u>2009-10</u> | <u>Budgeted</u> <u>2010-11</u> | <u>Proposed</u> <u>2011-12</u> | <u>Approved</u> <u>2011-12</u> | <u>Adopted</u> <u>2011-12</u> |
|---------------------------------|---------------------------------|---------------------------------|-----------------------------------|-----------------------------------|-----------------------------------|----------------------------------|
| Total Revenues | 49,903 | 65,945 | 36,420 | 71,198 | 71,198 | 77,578 |
| Personal Services | 32,775 | 30,351 | 31,640 | 48,258 | 48,258 | 48,258 |
| Materials & Services | 9,872 | 12,613 | 4,780 | 2,729 | 2,729 | 2,729 |
| Total Expenditures | 42,647 | 42,964 | 36,420 | 50,987 | 50,987 | 50,987 |
| Full-Time Positions | 0.45 | 0.45 | 0.30 | 0.50 | 0.50 | 0.50 |

EFFECTIVENESS INDICATORS: Number of complaints investigated, financial audits. Overseen by County Counsel.

INTERRELATIONSHIPS: Board of County Commissioners, County Legal Counsel, County Treasurer, franchised solid waste collectors, cities within county, Oregon DEQ, local law enforcement officials, Circuit Court, engineering firms working for Consortium, (private) auditors for Consortium.

BUDGET NOTE: Budget is for administrative staff. County membership dues to Consortium/Service District are elsewhere in general fund.

LINCOLN COUNTY, OREGON
ANNUAL BUDGET
FY 2011-12

| PUBLIC HEALTH FUND (208) | | | | | | | | |
|----------------------------|-------|--------------------------|-------------------|-------------------|-------------------|-------------------------------|-------------------------------|------------------------------|
| SOLID WASTE DISPOSAL (375) | | | | | | | | |
| OBJECT | # FTE | | 2008-09 ACTUAL | 2009-10 ACTUAL | 2010-11 BUDGET | 2011-12 PROPOSED BUDGET | 2011-12 APPROVED BUDGET | 2011-12 ADOPTED BUDGET |
| <u>REVENUE</u> | | | | | | | | |
| 34525 | | FRANCHISE FEES | 49,903 | 65,945 | 35,000 | 35,000 | 35,000 | 35,000 |
| 39250 | | TRANSFER FR GENERAL FUND | - | - | 1,420 | - | - | - |
| 40000 | | BEGINNING BALANCE | - | - | - | 36,198 | 36,198 | 42,578 |
| TOTAL REVENUE | | | 49,903 | 65,945 | 36,420 | 71,198 | 71,198 | 77,578 |
| <u>EXPENDITURES</u> | | | | | | | | |
| PERSONAL SERVICES | | | | | | | | |
| SALARIES | | | | | | | | |
| 90202 | 0.30 | ENV.HLTH PROGRAM MGR | 21,957 | 21,567 | 22,162 | 23,982 | 23,982 | 23,982 |
| 90245 | 0.01 | ADMINISTRATIVE ASSISTANT | - | - | - | 186 | 186 | 186 |
| 90271 | 0.03 | EXECUTIVE ASSISTANT | - | - | - | 2,160 | 2,160 | 2,160 |
| 90301 | 0.04 | OFFICE ASSISTANT II | - | - | - | 1,380 | 1,380 | 1,380 |
| 90330 | 0.10 | OFFICE ASSISTANT II | 3,357 | - | - | 3,856 | 3,856 | 3,856 |
| 90384 | 0.02 | SUPPLY CLERK | - | - | - | 900 | 900 | 900 |
| 0.50 | | TOTAL SALARIES | 25,314 | 21,567 | 22,162 | 32,464 | 32,464 | 32,464 |
| BENEFITS & BURDENS | | | | | | | | |
| 90801 | | FICA | 1,859 | 1,545 | 1,804 | 2,483 | 2,483 | 2,483 |
| 90802 | | 401(K) RETIREMENT | 2,785 | 2,372 | 2,594 | 3,571 | 3,571 | 3,571 |
| 90804 | | HEALTH INSURANCE | 2,008 | 3,137 | 3,950 | 7,342 | 7,342 | 7,342 |
| 90805 | | DENTAL INSURANCE | 221 | 345 | 432 | 750 | 750 | 750 |
| 90806 | | LIFE INSURANCE | 12 | 15 | 22 | 36 | 36 | 36 |
| 90807 | | LTD INSURANCE | 30 | 37 | 42 | 70 | 70 | 70 |
| 90808 | | WORKER'S COMPENSATION | 241 | 674 | 108 | 832 | 832 | 832 |
| 90809 | | UNEMPLOYMENT | 253 | 610 | 472 | 649 | 649 | 649 |
| 90810 | | PEHP | 52 | 50 | 54 | 61 | 61 | 61 |
| TOTAL BENEFITS & BURDENS | | | 7,461 | 8,785 | 9,478 | 15,794 | 15,794 | 15,794 |
| TOTAL PERSONAL SERVICES | | | 32,775 | 30,352 | 31,640 | 48,258 | 48,258 | 48,258 |
| MATERIALS & SERVICES | | | | | | | | |
| 91101 | | TRAVEL REIMBURSEMENT | 1,547 | 406 | 630 | 629 | 629 | 629 |
| 91501 | | POSTAGE | 103 | 39 | 100 | 100 | 100 | 100 |
| 94201 | | PRINT SHOP | 31 | - | 200 | - | - | - |
| 95901 | | OTHER SUPPLIES | - | - | - | 2,000 | 2,000 | 2,000 |
| 95907 | | ADMIN.COSTS P/S | 6,159 | - | - | - | - | - |
| 95908 | | ADMIN.COSTS M/S | 2,032 | - | - | - | - | - |
| 95910 | | ADMINISTRATIVE COSTS | - | 12,168 | 3,850 | - | - | - |
| TOTAL MATERIALS & SERVICES | | | 9,872 | 12,613 | 4,780 | 2,729 | 2,729 | 2,729 |
| TOTAL EXPENDITURES | | | 42,647 | 42,965 | 36,420 | 50,987 | 50,987 | 50,987 |

LINCOLN COUNTY, OREGON

HEALTH AND HUMAN SERVICES FUND (208)

DEPARTMENT: COMMUNICABLE DISEASE (405)

A COMMUNITY SERVICES PROGRAM

OBJECTIVE: To control the incidence of communicable diseases in compliance with ORS 431, 433 and 434, by means of epidemiological investigations; immunizations; diagnosis and treatment of sexually transmitted diseases and tuberculosis; preventive education, consultation, information and referral.

WORK PLAN SUMMARY: Accept, investigate and control the transmission of potential or actual communicable diseases in Lincoln County residents. Work with agency public information officer, county public information officer, and OR State Health Authority PH Division public information officer to provide accurate and timely information to the public via multiple media outlets regarding communicable disease risk and necessary protective measures. Work with Immunization program to assure adequate vaccine protection to prevent and control outbreaks of vaccine-preventable diseases. Participate in screening high school foreign-born students for tuberculosis. Provide directly observed therapy on active tuberculosis cases. Provide reduced cost screening services for select diseases.

REVENUE AND EXPENDITURE SUMMARY

| | Actual <u>2008-09</u> | Actual <u>2009-10</u> | Budgeted <u>2010-11</u> | Proposed <u>2011-12</u> | Approved <u>2011-12</u> | Adopted <u>2011-12</u> |
|-------------------------|--------------------------|--------------------------|----------------------------|----------------------------|----------------------------|---------------------------|
| Total Revenues | 238,692 | 316,248 | 358,889 | 326,015 | 326,015 | 326,015 |
| Personal Services | 134,741 | 164,271 | 181,634 | 262,771 | 262,771 | 262,771 |
| Materials & Services | 168,051 | 204,370 | 222,894 | 85,984 | 85,984 | 85,984 |
| Total Expenditures | 302,792 | 368,641 | 404,528 | 348,755 | 348,755 | 348,755 |
| Full-Time Positions | 2.05 | 2.05 | 2.40 | 3.21 | 3.21 | 3.21 |

EFFECTIVENESS INDICATORS: Numbers of cases investigated, clients served, immunizations given, media publications, speaking engagements, pamphlets distributed. Immunization reviews, yearly self-audits and on-site audits by State Health Division; feedback from audiences at speaking engagements.

INTERRELATIONSHIPS: Oregon Health Division, Center for Disease Control, local health care providers, including hospitals and laboratories. Other county health

departments, veterinarians and Animal Control Officers, Lincoln County School District, day care centers, child care providers, care and residential programs.

LINCOLN COUNTY, OREGON
ANNUAL BUDGET
FY 2011-12

PUBLIC HEALTH FUND (208)
COMMUNICABLE DISEASE (405)

| OBJECT | # FTE | 2008-09 ACTUAL | 2009-10 ACTUAL | 2010-11 BUDGET | 2011-12 PROPOSED BUDGET | 2011-12 APPROVED BUDGET | 2011-12 ADOPTED BUDGET |
|---------------------|-------|-------------------|-------------------|-------------------|-------------------------------|-------------------------------|------------------------------|
| <u>REVENUE</u> | | | | | | | |
| 33522 | | | | 500 | - | - | - |
| 33522 | | | | 500 | - | - | - |
| 33535 | | 453 | 483 | 483 | 1,753 | 1,753 | 1,753 |
| 33550 | | 51,252 | 54,232 | 54,232 | 53,985 | 53,985 | 53,985 |
| 34511 | | 56,655 | 101,691 | 100,000 | 75,000 | 75,000 | 75,000 |
| 34513 | | 25 | 25,835 | 10,000 | 15,000 | 15,000 | 15,000 |
| 34535 | | 33,800 | 25,796 | 10,000 | 20,036 | 20,036 | 20,036 |
| 34536 | | 18,410 | 12,940 | 7,500 | 24,201 | 24,201 | 24,201 |
| 34569 | | 623 | 175 | 500 | 6,276 | 6,276 | 6,276 |
| 34570 | | 3,787 | 3,256 | 5,000 | 5,486 | 5,486 | 5,486 |
| 34571 | | 22,227 | 2,999 | 500 | 1,502 | 1,502 | 1,502 |
| 34576 | | 51,433 | 87,701 | 50,000 | 50,000 | 50,000 | 50,000 |
| 36690 | | 27 | 1,140 | 500 | 500 | 500 | 500 |
| 39250 | | - | - | 95,928 | 72,276 | 72,276 | 72,276 |
| 40000 | | - | - | 23,746 | - | - | - |
| TOTAL REVENUE | | 238,692 | 316,248 | 358,889 | 326,015 | 326,015 | 326,015 |
| <u>EXPENDITURES</u> | | | | | | | |
| PERSONAL SERVICES | | | | | | | |
| SALARIES | | | | | | | |
| 90205 | 0.04 | | | | 1,785 | 1,785 | 1,785 |
| 90205 | 0.04 | | | | 1,785 | 1,785 | 1,785 |
| 90207 | 0.11 | | | | 9,170 | 9,170 | 9,170 |
| 90207 | 0.11 | | | | 9,170 | 9,170 | 9,170 |
| 90208 | 0.05 | | | | 4,304 | 4,304 | 4,304 |
| 90208 | 0.05 | | | | 4,304 | 4,304 | 4,304 |
| 90209 | - | 782 | | | | | |
| 90209 | - | 782 | | | | | |
| 90218 | - | 4,084 | | | | | |
| 90218 | - | 4,084 | | | | | |
| 90221 | - | 2,290 | | | | | |
| 90221 | - | 2,290 | | | | | |
| 90222 | 0.53 | 33,374 | 26,073 | 27,977 | 34,290 | 34,290 | 34,290 |
| 90222 | 0.53 | 33,374 | 26,073 | 27,977 | 34,290 | 34,290 | 34,290 |
| 90228 | 0.25 | | | | 12,002 | 12,002 | 12,002 |
| 90228 | 0.25 | | | | 12,002 | 12,002 | 12,002 |
| 90229 | 0.06 | | | | 2,880 | 2,880 | 2,880 |
| 90229 | 0.06 | | | | 2,880 | 2,880 | 2,880 |
| 90234 | 0.02 | | | | 1,529 | 1,529 | 1,529 |
| 90234 | 0.02 | | | | 1,529 | 1,529 | 1,529 |
| 90245 | 0.01 | | | | 186 | 186 | 186 |
| 90245 | 0.01 | | | | 186 | 186 | 186 |
| 90271 | 0.04 | | | | 2,160 | 2,160 | 2,160 |
| 90271 | 0.04 | | | | 2,160 | 2,160 | 2,160 |
| 90275 | 0.03 | 1,582 | | | 1,604 | 1,604 | 1,604 |
| 90275 | 0.03 | 1,582 | | | 1,604 | 1,604 | 1,604 |
| 90301 | 0.02 | 3,453 | 37 | | 1,380 | 1,380 | 1,380 |
| 90301 | 0.02 | 3,453 | 37 | | 1,380 | 1,380 | 1,380 |
| 90303 | 0.06 | 1,321 | | | 2,892 | 2,892 | 2,892 |
| 90303 | 0.06 | 1,321 | | | 2,892 | 2,892 | 2,892 |
| 90304 | - | | 478 | | | | |
| 90304 | - | | 478 | | | | |
| 90306 | - | 295 | 584 | | | | |
| 90306 | - | 295 | 584 | | | | |
| 90308 | - | | 152 | | | | |
| 90308 | - | | 152 | | | | |
| 90314 | 0.10 | 11,838 | 6,097 | 4,247 | 4,462 | 4,462 | 4,462 |
| 90314 | 0.10 | 11,838 | 6,097 | 4,247 | 4,462 | 4,462 | 4,462 |
| 90315 | - | 27 | | | | | |
| 90315 | - | 27 | | | | | |
| 90327 | 0.06 | 103 | | | 2,398 | 2,398 | 2,398 |
| 90327 | 0.06 | 103 | | | 2,398 | 2,398 | 2,398 |

LINCOLN COUNTY, OREGON
ANNUAL BUDGET
FY 2011-12

| PUBLIC HEALTH FUND (208) COMMUNICABLE DISEASE (405) | | | 2008-09 | 2009-10 | 2010-11 | 2011-12 | 2011-12 | 2011-12 |
|--|-------|--------------------------|---------|---------|---------|-----------------|-----------------|----------------|
| OBJECT | # FTE | | ACTUAL | ACTUAL | BUDGET | PROPOSED BUDGET | APPROVED BUDGET | ADOPTED BUDGET |
| 90328 | 0.75 | COMMUNITY HEALTH NURSE I | 7,232 | 22,952 | 38,808 | 44,667 | 44,667 | 44,667 |
| 90330 | - | OFFICE ASSISTANT II | 40 | - | - | - | - | - |
| 90331 | 0.10 | OFFICE ASSISTANT II | - | - | - | 3,435 | 3,435 | 3,435 |
| 90340 | - | CLINIC ASSISTANT | 236 | - | - | - | - | - |
| 90363 | - | BOOKKEEPER I | 33 | - | - | - | - | - |
| 90367 | - | OUTREACH WORKER/RECORDS | 678 | - | - | - | - | - |
| 90370 | - | INTERPRETER | 4,300 | - | - | - | - | - |
| 90371 | 0.06 | BOOKKEEPER II | 3,539 | - | - | 2,807 | 2,807 | 2,807 |
| 90379 | - | CH NURSE | 1,787 | - | - | - | - | - |
| 90381 | - | CH NURSE | - | 65 | - | - | - | - |
| 90384 | 0.02 | SUPPLY CLERK | 2,324 | - | - | 900 | 900 | 900 |
| 90394 | 0.90 | OFFICE ASSISTANT II | 14,857 | 34,742 | 39,327 | 37,185 | 37,185 | 37,185 |
| 90399 | - | COMM HEALTH NURSE II | 622 | - | - | - | - | - |
| 90401 | | TEMPORARY EMPLOYEES | 3,010 | 18,419 | 10,000 | - | - | - |
| 90501 | | OVERTIME | 925 | 1,379 | 1,400 | - | - | - |
| | 3.21 | TOTAL SALARIES | 98,732 | 110,978 | 121,759 | 170,036 | 170,036 | 170,036 |
| BENEFITS & BURDENS | | | | | | | | |
| 90801 | | FICA | 7,301 | 8,118 | 9,315 | 13,008 | 13,008 | 13,008 |
| 90802 | | 401(K) RETIREMENT | 10,216 | 10,182 | 13,393 | 18,704 | 18,704 | 18,704 |
| 90804 | | HEALTH INSURANCE | 14,102 | 27,177 | 30,282 | 47,481 | 47,481 | 47,481 |
| 90805 | | DENTAL INSURANCE | 1,603 | 2,969 | 3,310 | 4,852 | 4,852 | 4,852 |
| 90806 | | LIFE INSURANCE | 106 | 137 | 166 | 231 | 231 | 231 |
| 90807 | | LTD INSURANCE | 251 | 345 | 324 | 452 | 452 | 452 |
| 90808 | | WORKER'S COMPENSATION | 1,288 | 2,267 | 560 | 4,356 | 4,356 | 4,356 |
| 90809 | | UNEMPLOYMENT | 1,014 | 2,021 | 2,435 | 3,401 | 3,401 | 3,401 |
| 90810 | | PEHP | 128 | 78 | 90 | 250 | 250 | 250 |
| | | TOTAL BENEFITS & BURDENS | 36,009 | 53,294 | 59,875 | 92,735 | 92,735 | 92,735 |
| | | TOTAL PERSONAL SERVICES | 134,741 | 164,272 | 181,634 | 262,771 | 262,771 | 262,771 |
| MATERIALS & SERVICES | | | | | | | | |
| 91101 | | TRAVEL REIMBURSEMENT | 508 | 866 | 1,500 | 750 | 750 | 750 |
| 91102 | | MOTOR POOL | 97 | 94 | 300 | 300 | 300 | 300 |
| 91201 | | MEALS & LODGING | 214 | 1,545 | 1,000 | 920 | 920 | 920 |
| 91401 | | TELEPHONE | 514 | 449 | 1,000 | 500 | 500 | 500 |
| 91501 | | POSTAGE | 1,104 | 1,108 | 1,000 | 600 | 600 | 600 |
| 91601 | | PRINTING & PUBLICATIONS | 1,504 | 1,239 | 2,500 | 1,800 | 1,800 | 1,800 |
| 92003 | | UTILITIES | - | - | - | 12,946 | 12,946 | 12,946 |
| 92807 | | DOCTORS / HEALTH OFFICER | 12,948 | 12,948 | 15,000 | - | - | - |
| 92901 | | MEMBERSHIP FEES & DUES | 75 | 300 | 500 | 100 | 100 | 100 |

LINCOLN COUNTY, OREGON
ANNUAL BUDGET
FY 2011-12

| PUBLIC HEALTH FUND (208) COMMUNICABLE DISEASE (405) | | | | | | | |
|--|----------------------------|-------------------|-------------------|-------------------|-------------------------------|-------------------------------|------------------------------|
| OBJECT | # FTE | 2008-09 ACTUAL | 2009-10 ACTUAL | 2010-11 BUDGET | 2011-12 PROPOSED BUDGET | 2011-12 APPROVED BUDGET | 2011-12 ADOPTED BUDGET |
| 93301 | MAINTENANCE AGREEMENTS | 21,776 | 16,625 | 10,000 | 16,641 | 16,641 | 16,641 |
| 93901 | CONTRACTUAL SERVICES | 1,016 | 349 | 500 | - | - | - |
| 94101 | OFFICE SUPPLIES | 16 | 102 | 250 | 1,000 | 1,000 | 1,000 |
| 94102 | FURN/EQUIP < \$10,000 | - | 295 | 250 | 5,000 | 5,000 | 5,000 |
| 94201 | PRINT SHOP | 2,600 | 8,726 | 3,500 | 500 | 500 | 500 |
| 94601 | FOOD & CLOTHING | 157 | - | 500 | 300 | 300 | 300 |
| 95101 | MED/LAB/XRAY | 1,665 | 11,338 | 1,000 | 250 | 250 | 250 |
| 95102 | MEDICAL SUPPLIES | 45,807 | 43,837 | 55,000 | 41,527 | 41,527 | 41,527 |
| 95105 | PHARMACY | - | 14 | 150 | - | - | - |
| 95201 | EDUCATION & LIBRARY | 271 | - | 250 | 350 | 350 | 350 |
| 95202 | CONTINUING EDUCATION | 175 | - | 500 | 500 | 500 | 500 |
| 95901 | OTHER SUPPLIES | 659 | 2,364 | 3,500 | 2,000 | 2,000 | 2,000 |
| 95902 | BIOTERRORISM | 200 | 100 | - | - | - | - |
| 95903 | PAYBACK | - | - | 500 | - | - | - |
| 95905 | PROGRAM DEVELOPMENT | 40,201 | - | - | - | - | - |
| 95907 | ADMIN.COSTS P/S | 27,475 | - | - | - | - | - |
| 95908 | ADMIN.COSTS M/S | 9,069 | - | - | - | - | - |
| 95910 | ADMINISTRATIVE COSTS | - | 102,070 | 124,194 | - | - | - |
| | TOTAL MATERIALS & SERVICES | 168,051 | 204,369 | 222,894 | 85,984 | 85,984 | 85,984 |
| | TOTAL EXPENDITURES | 302,792 | 368,641 | 404,528 | 348,755 | 348,755 | 348,755 |

LINCOLN COUNTY, OREGON

HEALTH AND HUMAN SERVICES FUND (208)

DEPARTMENT: MATERNITY CASE MANAGEMENT (406)

A COMMUNITY SERVICES PROGRAM

OBJECTIVE: Provide medical and social case management for pregnant women identified to be at risk for poor pregnancy outcomes. Provide anticipatory education to prevent or reduce pregnancy risks and support client in obtaining and following through with adequate medical care of self and fetus during pregnancy. Provide and facilitate referrals to community partners for additional indicated services (i.e. housing, financial assistance, education, substance abuse, domestic violence, child care, oral health, food and nutrition, etc.)

WORK PLAN SUMMARY: Provide home visits to pregnant and postpartum women.

REVENUE AND EXPENDITURE SUMMARY

| | Actual <u>2008-09</u> | Actual <u>2009-10</u> | Budgeted <u>2010-11</u> | Proposed <u>2011-12</u> | Approved <u>2011-12</u> | Adopted <u>2011-12</u> |
|----------------------|--------------------------|--------------------------|----------------------------|----------------------------|----------------------------|---------------------------|
| Total Revenues | 157,742 | 401,262 | 215,703 | 389,593 | 389,593 | 389,593 |
| Personal Services | 118,515 | 78,806 | 90,594 | 180,065 | 180,065 | 180,065 |
| Materials & Services | 43,074 | 86,711 | 155,270 | 111,684 | 111,684 | 111,684 |
| Total Expenditures | 161,589 | 165,517 | 245,864 | 291,749 | 291,749 | 291,749 |
| Full-Time Positions | 1.75 | 1.75 | 1.00 | 2.06 | 2.06 | 2.06 |

EFFECTIVENESS INDICATORS: Number of home visits made.

INTERRELATIONSHIPS: Local physicians, DHS, Adult and Family Services, Community Outreach, WIC, and local schools.

LINCOLN COUNTY, OREGON
ANNUAL BUDGET
FY 2011-12

PUBLIC HEALTH FUND (208)
MATERNITY CASE MANAGEMENT (406)

| OBJECT | # FTE | 2008-09 ACTUAL | 2009-10 ACTUAL | 2010-11 BUDGET | 2011-12 PROPOSED BUDGET | 2011-12 APPROVED BUDGET | 2011-12 ADOPTED BUDGET |
|---------------------|--------------------------------|-------------------|-------------------|-------------------|-------------------------------|-------------------------------|------------------------------|
| <u>REVENUE</u> | | | | | | | |
| 33580 | PRENATAL/STATE HEALTH | 2,718 | 2,671 | 2,671 | 2,671 | 2,671 | 2,671 |
| 34581 | MATERNITY CASE MGMT/AFS | 154,708 | 397,635 | 200,000 | 218,000 | 218,000 | 218,000 |
| 36990 | MISCELLANEOUS REVENUE | 316 | 956 | 100 | - | - | - |
| 40000 | BEGINNING BALANCE | - | - | 12,932 | 168,922 | 168,922 | 168,922 |
| TOTAL REVENUE | | 157,742 | 401,262 | 215,703 | 389,593 | 389,593 | 389,593 |
| <u>EXPENDITURES</u> | | | | | | | |
| PERSONAL SERVICES | | | | | | | |
| SALARIES | | | | | | | |
| 90205 | 0.04 FINANCIAL ADMIN ASSISTANT | - | - | - | 1,785 | 1,785 | 1,785 |
| 90207 | 0.11 P/H DIVISION MGR | - | - | - | 9,170 | 9,170 | 9,170 |
| 90208 | 0.05 EXECUTIVE DIRECTOR | - | - | - | 4,304 | 4,304 | 4,304 |
| 90209 | 0.15 COMMUNITY HEALTH NURSE I | 26,281 | 13,129 | 11,081 | 11,642 | 11,642 | 11,642 |
| 90217 | - DIETICIAN | 4,736 | - | - | - | - | - |
| 90229 | 0.06 BILLING SUPERVISOR | - | - | - | 2,880 | 2,880 | 2,880 |
| 90245 | 0.01 ADMINISTRATIVE ASSISTANT | - | - | - | 186 | 186 | 186 |
| 90271 | 0.04 EXECUTIVE ASSISTANT | - | - | - | 2,160 | 2,160 | 2,160 |
| 90275 | 0.03 BUDGET ANALYST | - | - | - | 1,604 | 1,604 | 1,604 |
| 90301 | 0.02 OFFICE ASSISTANT II | - | - | - | 1,379 | 1,379 | 1,379 |
| 90302 | 0.20 REGISTERED DIETICIAN | - | 2,918 | 13,965 | 11,395 | 11,395 | 11,395 |
| 90303 | 0.06 BOOKKEEPER II | - | - | - | 2,892 | 2,892 | 2,892 |
| 90306 | 0.30 COMMUNITY HEALTH NURSE I | 17,271 | 16,788 | 19,001 | 19,962 | 19,962 | 19,962 |
| 90308 | 0.20 COMMUNITY HEALTH NURSE I | 11,847 | 11,699 | 12,667 | 13,308 | 13,308 | 13,308 |
| 90312 | 0.55 OFFICE ASSISTANT II | 21,603 | 184 | - | 23,406 | 23,406 | 23,406 |
| 90327 | 0.06 BOOKKEEPER II | - | - | - | 2,398 | 2,398 | 2,398 |
| 90371 | 0.06 BOOKKEEPER II | - | - | - | 2,807 | 2,807 | 2,807 |
| 90381 | 0.10 COMMUNITY HEALTH NURSE I | 5,409 | 7,745 | 5,824 | 6,180 | 6,180 | 6,180 |
| 90384 | 0.02 SUPPLY CLERK | - | - | - | 900 | 900 | 900 |
| 90401 | TEMPORARY EMPLOYEES | 433 | 699 | - | - | - | - |
| 2.06 | TOTAL SALARIES | 87,580 | 53,162 | 62,538 | 118,358 | 118,358 | 118,358 |
| BENEFITS & BURDENS | | | | | | | |
| 90801 | FICA | 6,393 | 3,738 | 4,784 | 9,054 | 9,054 | 9,054 |
| 90802 | 401(K) RETIREMENT | 9,586 | 5,771 | 6,879 | 13,019 | 13,019 | 13,019 |
| 90804 | HEALTH INSURANCE | 11,494 | 11,052 | 13,166 | 30,540 | 30,540 | 30,540 |
| 90805 | DENTAL INSURANCE | 1,266 | 1,194 | 1,439 | 3,121 | 3,121 | 3,121 |
| 90806 | LIFE INSURANCE | 94 | 72 | 72 | 149 | 149 | 149 |

LINCOLN COUNTY, OREGON
ANNUAL BUDGET
FY 2011-12

PUBLIC HEALTH FUND (208)
MATERNITY CASE MANAGEMENT (406)

| OBJECT | # FTE | 2008-09 | 2009-10 | 2010-11 | 2011-12 | 2011-12 | 2011-12 |
|--------|----------------------------|---------|---------|---------|-----------------|-----------------|----------------|
| | | ACTUAL | ACTUAL | BUDGET | PROPOSED BUDGET | APPROVED BUDGET | ADOPTED BUDGET |
| 90807 | LTD INSURANCE | 229 | 182 | 141 | 291 | 291 | 291 |
| 90808 | WORKER'S COMPENSATION | 924 | 1,912 | 288 | 3,032 | 3,032 | 3,032 |
| 90809 | UNEMPLOYMENT | 849 | 1,686 | 1,251 | 2,367 | 2,367 | 2,367 |
| 90810 | PEHP | 100 | 36 | 36 | 134 | 134 | 134 |
| | TOTAL BENEFITS & BURDENS | 30,935 | 25,643 | 28,056 | 61,707 | 61,707 | 61,707 |
| | TOTAL PERSONAL SERVICES | 118,515 | 78,805 | 90,594 | 180,065 | 180,065 | 180,065 |
| | MATERIALS & SERVICES | | | | | | |
| 91101 | TRAVEL REIMBURSEMENT | 302 | 189 | 1,000 | 1,000 | 1,000 | 1,000 |
| 91102 | MOTOR POOL | 4,207 | 3,786 | 4,000 | 4,000 | 4,000 | 4,000 |
| 91201 | MEALS & LODGING | - | 919 | 500 | 500 | 500 | 500 |
| 91401 | TELEPHONE | - | - | - | 100 | 100 | 100 |
| 91501 | POSTAGE | 102 | 137 | 100 | 200 | 200 | 200 |
| 92901 | MEMBERSHIP FEES & DUES | 53 | 29 | 300 | 300 | 300 | 300 |
| 93301 | MAINTENANCE AGREEMENTS | 823 | - | - | - | - | - |
| 94101 | OFFICE SUPPLIES | 10 | 32 | 100 | 500 | 500 | 500 |
| 94201 | PRINT SHOP | 27 | 38 | 50 | 500 | 500 | 500 |
| 94601 | FOOD & CLOTHING | - | 52 | 150 | 150 | 150 | 150 |
| 95102 | MEDICAL SUPPLIES | 1,133 | 973 | - | - | - | - |
| 95107 | FAMILY PLANNING | 212 | - | 1,436 | - | - | - |
| 95201 | EDUCATION & LIBRARY | 984 | 703 | 1,000 | 500 | 500 | 500 |
| 95202 | CONTINUING EDUCATION | - | 385 | 750 | 500 | 500 | 500 |
| 95901 | OTHER SUPPLIES | 38 | 1,167 | 25,000 | 103,434 | 103,434 | 103,434 |
| 95907 | ADMIN.COSTS P/S | 26,483 | - | - | - | - | - |
| 95908 | ADMIN.COSTS M/S | 8,700 | - | - | - | - | - |
| 95910 | AMINISTRATIVE COSTS | - | 78,301 | 120,884 | - | - | - |
| | TOTAL MATERIALS & SERVICES | 43,074 | 86,711 | 155,270 | 111,684 | 111,684 | 111,684 |
| | TOTAL EXPENDITURES | 161,589 | 165,516 | 245,864 | 291,749 | 291,749 | 291,749 |

LINCOLN COUNTY, OREGON

HEALTH AND HUMAN SERVICES FUND (208)

DEPARTMENT: HEALTHY COMMUNITY (407)

A COMMUNITY SERVICES PROGRAM

OBJECTIVE: To address the burden of chronic diseases in Lincoln County residents through a population based approach.

WORK PLAN SUMMARY: Convene and facilitate partnerships with community members, policy makers and health organizations to review current policy and environmental efforts and strategies that best support chronic disease prevention, early detection, and management where people live, work, play, learn, and receive health care.

Conduct assessments to evaluate the community's needs and health outcomes. Share health status assessment data with community members and leaders.

Provide strong leadership with representative local groups to implement measures which support tobacco use prevention, increased physical activity, healthy eating, early detection of risk factors and chronic diseases. Be knowledgeable regarding evidence based interventions regarding chronic disease prevention, and disseminate that knowledge to community members and partners. Integrate the promotion of the Oregon Tobacco Quit Line and other chronic disease self-management programs into prevention, early detection, and management strategies for tobacco-related and other chronic diseases.

REVENUE AND EXPENDITURE SUMMARY

| | <u>Actual</u> <u>2008-09</u> | <u>Actual</u> <u>2009-10</u> | <u>Budgeted</u> <u>2010-11</u> | <u>Proposed</u> <u>2011-12</u> | <u>Approved</u> <u>2011-12</u> | <u>Adopted</u> <u>2011-12</u> |
|---------------------------------|---------------------------------|---------------------------------|-----------------------------------|-----------------------------------|-----------------------------------|----------------------------------|
| Total Revenues | 0 | 0 | 0 | 25,000 | 25,000 | 25,000 |
| Personal Services | 0 | 0 | 0 | 24,175 | 24,175 | 24,175 |
| Materials & Services | 0 | 0 | 0 | 825 | 825 | 825 |
| Total Expenditures | 0 | 0 | 0 | 25,000 | 25,000 | 25,000 |
| Full-Time Positions | 0.00 | 0.00 | 0.00 | 0.08 | 0.08 | 0.08 |

EFFECTIVENESS INDICATORS: Number of assessments completed, number of community members and groups involved, media publications, speaking engagements, written materials distributed, and annual review of efforts. Long term impacts include a

reduction in the number of Lincoln County residents who suffer from the effects of chronic diseases.

INTERRELATIONSHIPS: Oregon Health Division, Center for Disease Control, health care providers and hospitals, community coalitions, County Commissioners, City Government representatives, HHS Leadership and staff.

LINCOLN COUNTY, OREGON
ANNUAL BUDGET
FY 2011-12

| | | PUBLIC HEALTH FUND (208) HEALTHY COMMUNITIES (407) | | | | | |
|----------------------------|-----------------------------------|---|-------------------|-------------------|-------------------------------|-------------------------------|------------------------------|
| OBJECT | # FTE | 2008-09 ACTUAL | 2009-10 ACTUAL | 2010-11 BUDGET | 2011-12 PROPOSED BUDGET | 2011-12 APPROVED BUDGET | 2011-12 ADOPTED BUDGET |
| <u>REVENUE</u> | | | | | | | |
| 33422 | BUILDING CAPACITY GRANT | - | - | - | 25,000 | 25,000 | 25,000 |
| TOTAL REVENUE | | - | - | - | 25,000 | 25,000 | 25,000 |
| <u>EXPENDITURES</u> | | | | | | | |
| PERSONAL SERVICES | | | | | | | |
| SALARIES | | | | | | | |
| 90218 | 0.30 HEALTH EDUCATION COORDINATOR | - | - | - | 15,554 | 15,554 | 15,554 |
| | 0.30 TOTAL SALARIES | - | - | - | 15,554 | 15,554 | 15,554 |
| BENEFITS & BURDENS | | | | | | | |
| 90801 | FICA | - | - | - | 1,190 | 1,190 | 1,190 |
| 90802 | 401(K) RETIREMENT | - | - | - | 1,711 | 1,711 | 1,711 |
| 90804 | HEALTH INSURANCE | - | - | - | 4,439 | 4,439 | 4,439 |
| 90805 | DENTAL INSURANCE | - | - | - | 454 | 454 | 454 |
| 90806 | LIFE INSURANCE | - | - | - | 22 | 22 | 22 |
| 90807 | LTD INSURANCE | - | - | - | 42 | 42 | 42 |
| 90808 | WORKER'S COMPENSATION | - | - | - | 398 | 398 | 398 |
| 90809 | UNEMPLOYMENT | - | - | - | 311 | 311 | 311 |
| 90810 | PEHP | - | - | - | 54 | 54 | 54 |
| TOTAL BENEFITS & BURDENS | | - | - | - | 8,621 | 8,621 | 8,621 |
| TOTAL PERSONAL SERVICES | | - | - | - | 24,175 | 24,175 | 24,175 |
| MATERIALS & SERVICES | | | | | | | |
| 94601 | FOOD AND CLOTHING | - | - | - | 825 | 825 | 825 |
| TOTAL MATERIALS & SERVICES | | - | - | - | 825 | 825 | 825 |
| TOTAL EXPENDITURES | | - | - | - | 25,000 | 25,000 | 25,000 |

LINCOLN COUNTY, OREGON

HEALTH AND HUMAN SERVICES FUND (208)

DEPARTMENT: LIVING WELL (408)

A COMMUNITY SERVICES PROGRAM

OBJECTIVE: To facilitate and support an evidence-based approach to chronic disease self-management for those Lincoln County residents impacted by chronic diseases. To work closely with community partners to assure that Living Well resources are developed (Master Trainers and course leaders), that courses are accessible to all interested county residents, and that efforts are sustainable over time.

WORK PLAN SUMMARY: Public Health has a valuable role in assuring that the Stanford “Living Well” 6 week peer led program is available to improve the lives of Lincoln County residents afflicted by a Chronic Disease. Common chronic disease conditions addressed include arthritis, high blood pressure, chronic pain, depression, diabetes, elevated cholesterol, heart disease, asthma, fibromyalgia, and COPD. This budget unit recognizes new funding resulting from community partnerships that will support staff time to develop training, recruit and mentor new peer leaders, schedule workshops in multiple community locations, develop printed materials for distribution, and work with PH and county PIO to deliver targeted messages via the media.

REVENUE AND EXPENDITURE SUMMARY

| | <u>Actual</u> <u>2008-09</u> | <u>Actual</u> <u>2009-10</u> | <u>Budgeted</u> <u>2010-11</u> | <u>Proposed</u> <u>2011-12</u> | <u>Approved</u> <u>2011-12</u> | <u>Adopted</u> <u>2011-12</u> |
|---------------------------------|---------------------------------|---------------------------------|-----------------------------------|-----------------------------------|-----------------------------------|----------------------------------|
| Total Revenues | 0 | 4,208 | 34,650 | 6,750 | 6,750 | 6,750 |
| Personal Services | 0 | 3,294 | 34,051 | 6,072 | 6,072 | 6,072 |
| Materials & Services | 0 | 1,358 | 599 | 678 | 678 | 678 |
| Total Expenditures | 0 | 4,652 | 34,650 | 6,750 | 6,750 | 6,750 |
| Full-Time Positions | 0.00 | 0.00 | 0.45 | 0.08 | 0.08 | 0.08 |

EFFECTIVENESS INDICATORS: Strengthening of partnerships, the number of sessions held, the number of participants in those sessions, the feedback gathered from those participants, and the number of Master Trainers and Living Well leaders in Lincoln County.

INTERRELATIONSHIPS: Oregon Public Health Division, Oregon Coast Community College, Samaritan Health System, Lincoln County School District, Siletz Tribe, Centro de Ayuda, Seniors and Persons with Disabilities, Lincoln County PH Advisory Council,

Lincoln County Chronic Care Committee, local health care providers, volunteer community members, and various community agencies.

LINCOLN COUNTY, OREGON
ANNUAL BUDGET
FY 2011-12

| | | PUBLIC HEALTH FUND (208) LIVING WELL (408) | | | | | |
|----------------------|-----------------------------|---|-------------------|-------------------|-------------------------------|-------------------------------|------------------------------|
| OBJECT | # FTE | 2008-09 ACTUAL | 2009-10 ACTUAL | 2010-11 BUDGET | 2011-12 PROPOSED BUDGET | 2011-12 APPROVED BUDGET | 2011-12 ADOPTED BUDGET |
| <u>REVENUE</u> | | | | | | | |
| 33535 | | | | | | | |
| | REGIONAL SPD GRANT | - | - | 25,650 | 6,750 | 6,750 | 6,750 |
| 36136 | | | | | | | |
| | SAMARITAN LIVING WELL GRANT | - | 4,208 | 9,000 | - | - | - |
| | TOTAL REVENUE | - | 4,208 | 34,650 | 6,750 | 6,750 | 6,750 |
| <u>EXPENDITURES</u> | | | | | | | |
| PERSONAL SERVICES | | | | | | | |
| SALARIES | | | | | | | |
| 90218 | 0.05 | | | | | | |
| | EMERGENCY PREP PLANNER | - | 2,199 | 22,610 | 2,592 | 2,592 | 2,592 |
| 90301 | 0.03 | | | | | | |
| | OFFICE ASSISTANT II | - | - | - | 1,212 | 1,212 | 1,212 |
| | TOTAL SALARIES | - | 2,199 | 22,610 | 3,804 | 3,804 | 3,804 |
| BENEFITS & BURDENS | | | | | | | |
| 90801 | | | | | | | |
| | FICA | - | 167 | 1,730 | 291 | 291 | 291 |
| 90802 | | | | | | | |
| | 401(K) RETIREMENT | - | 242 | 2,487 | 418 | 418 | 418 |
| 90804 | | | | | | | |
| | HEALTH INSURANCE | - | 536 | 5,925 | 1,233 | 1,233 | 1,233 |
| 90805 | | | | | | | |
| | DENTAL INSURANCE | - | 59 | 648 | 126 | 126 | 126 |
| 90806 | | | | | | | |
| | LIFE INSURANCE | - | 3 | 32 | 6 | 6 | 6 |
| 90807 | | | | | | | |
| | LTD INSURANCE | - | 6 | 63 | 12 | 12 | 12 |
| 90808 | | | | | | | |
| | WORKER'S COMPENSATION | - | 55 | 104 | 97 | 97 | 97 |
| 90809 | | | | | | | |
| | UNEMPLOYMENT | - | 22 | 452 | 76 | 76 | 76 |
| 90810 | | | | | | | |
| | PEHP | - | 6 | - | 9 | 9 | 9 |
| | TOTAL BENEFITS & BURDENS | - | 1,096 | 11,441 | 2,268 | 2,268 | 2,268 |
| | TOTAL PERSONAL SERVICES | - | 3,295 | 34,051 | 6,072 | 6,072 | 6,072 |
| MATERIALS & SERVICES | | | | | | | |
| 91101 | | | | | | | |
| | TRAVEL REIMBURSEMENT | - | 124 | 399 | - | - | - |
| 91501 | | | | | | | |
| | POSTAGE | - | (1) | - | - | - | - |
| 91601 | | | | | | | |
| | PRINTING & PUBLICATIONS | - | 658 | 100 | - | - | - |
| 94201 | | | | | | | |
| | PRINT SHOP | - | 578 | - | - | - | - |
| 95901 | | | | | | | |
| | OTHER SUPPLIES | - | - | 100 | 678 | 678 | 678 |
| | TOTAL MATERIALS & SERVICES | - | 1,359 | 599 | 678 | 678 | 678 |
| | TOTAL EXPENDITURES | - | 4,654 | 34,650 | 6,750 | 6,750 | 6,750 |

LINCOLN COUNTY, OREGON

HEALTH AND HUMAN SERVICES FUND (208)

DEPARTMENT: ADMINISTRATION/CENTRAL SUPPLY (410)

A COMMUNITY SERVICES PROGRAM

OBJECTIVE: To provide central purchasing systems to the Human Services Department in an effort to reduce materials and services costs.

WORK PLAN SUMMARY: To provide consistent central purchasing services across all divisions/programs in accordance with grant and contract requirements.

REVENUE AND EXPENDITURE SUMMARY

| | Actual <u>2008-09</u> | Actual <u>2009-10</u> | Budgeted <u>2010-11</u> | Proposed <u>2011-12</u> | Approved <u>2011-12</u> | Adopted <u>2011-12</u> |
|---------------------------------|--------------------------|--------------------------|----------------------------|----------------------------|----------------------------|---------------------------|
| Total Revenues | 259,999 | 493,052 | 2,058,592 | 193,349 | 193,349 | 254,279 |
| Personal Services | 514,610 | 886,365 | 1,034,960 | 0 | 0 | 0 |
| Materials & Services | (520,615) | (904,844) | 453,461 | 193,349 | 193,349 | 254,279 |
| Capital Outlay | 0 | 0 | 0 | 0 | 0 | 0 |
| Contingency | 0 | 0 | 0 | 0 | 0 | 0 |
| Transfer to Fund 216 | 0 | 0 | 0 | 0 | 0 | 0 |
| Special Payments | 0 | 0 | 0 | 0 | 0 | 0 |
| Unappropriated Reserve | 0 | 0 | 236,529 | 0 | 0 | 0 |
| Total Expenditures | (6,005) | (18,479) | 1,724,950 | 193,349 | 193,349 | 254,279 |
| Full-Time Positions | 4.57 | 4.57 | 12.77 | 0.00 | 0.00 | 0.00 |

LINCOLN COUNTY, OREGON
ANNUAL BUDGET
FY 2011-12

PUBLIC HEALTH FUND (208)
ADMINISTRATION/CENTRAL SUPPLY (410)

| OBJECT | 2008-09 ACTUAL | 2009-10 ACTUAL | 2010-11 BUDGET | 2011-12 PROPOSED BUDGET | 2011-12 APPROVED BUDGET | 2011-12 ADOPTED BUDGET |
|----------------------------------|-------------------|-------------------|-------------------|-------------------------------|-------------------------------|------------------------------|
| <u>REVENUE</u> | | | | | | |
| 33562 HRSA CIP GRANT-EMR IMPL. | - | 109,714 | 250,000 | - | - | - |
| 34512 PHOTOCOPIES/COPIES | 5,050 | 6,155 | 6,000 | - | - | - |
| 34585 FEES/PP VITAL STATISTIC | - | - | 40,000 | - | - | - |
| 34703 ADMIN CHG TO OTHER DEPTS | - | - | 1,034,960 | - | - | - |
| 34704 ADMIN CHG TO OTHER DEPTS | - | - | 246,451 | 193,349 | 193,349 | 193,349 |
| 36175 INTEREST | (8,944) | 3,586 | 1,500 | - | - | - |
| 36650 REFUNDS & REIMBURSEMENTS | 424 | 24 | 1,000 | - | - | - |
| 36990 MISC. REVENUES/OTHER | 3,863 | 62,170 | 15,000 | - | - | - |
| 36992 VITAL STATS FEES | - | 39,570 | 45,000 | - | - | - |
| 39250 TRANSFER FROM GENERAL FUND | - | 191,224 | - | - | - | - |
| 39251 TRANSFER FROM FQHC FUND | 259,606 | - | - | - | - | - |
| 40000 BEGINNING BALANCE | 132,837 | 80,609 | 458,681 | - | - | 60,930 |
| TOTAL REVENUE | 392,836 | 493,052 | 2,098,592 | 193,349 | 193,349 | 254,279 |
| <u>EXPENDITURES</u> | | | | | | |
| PERSONAL SERVICES | | | | | | |
| SALARIES | | | | | | |
| 90205 FINANCIAL ADMIN ASSISTANT | - | 9,730 | 25,943 | - | - | - |
| 90207 DIVISION MANAGER | 33,167 | - | - | - | - | - |
| 90208 EXECUTIVE DIRECTOR | 111,441 | 58,684 | 65,375 | - | - | - |
| 90211 ADMINISTRATIVE SERVICES | 49,738 | 32,454 | - | - | - | - |
| 90218 BIOTERRORISM COORDINATOR | - | 990 | - | - | - | - |
| 90219 ADMINISTRATION ASSISTANT | 22,259 | - | - | - | - | - |
| 90223 MH DIVISION DIRECTOR | 42,427 | 70,690 | 79,237 | - | - | - |
| 90234 ADMINISTRATIVE ASSISTANT | - | - | 38,036 | - | - | - |
| 90241 P/H PROGRAM MANAGER | - | - | 76,929 | - | - | - |
| 90245 ADMINISTRATIVE ASST. | 35,001 | 33,931 | - | - | - | - |
| 90271 EXECUTIVE ASSISTANT | 46,784 | 48,078 | 34,057 | - | - | - |
| 90275 BUDGET ANALYST | 5,066 | 54,700 | 40,916 | - | - | - |
| 90301 OFFICE ASSISTANT II | - | 14,099 | - | - | - | - |
| 90303 BOOKKEEPER II | - | 39,038 | 45,871 | - | - | - |
| 90304 LEAD FRONT OFFICE SUPPOR | 7,694 | 18,464 | 26,721 | - | - | - |
| 90305 PAYEE BOOKKEEPER 1 | - | 144 | - | - | - | - |
| 90312 OFFICE ASSISTANT II | 41 | 38,026 | 41,722 | - | - | - |
| 90313 ENVIRONMENTAL HEALTH SPEC. | - | 126 | - | - | - | - |
| 90319 LEAD BOOKKEEPER | - | 11,355 | 30,977 | - | - | - |
| 90323 CLINIC ASSISTANT | 94 | 8,883 | - | - | - | - |
| 90327 BOOKKEEPER II | - | 33,552 | 38,036 | - | - | - |

**LINCOLN COUNTY, OREGON
ANNUAL BUDGET
FY 2011-12**

| PUBLIC HEALTH FUND (208) ADMINISTRATION/CENTRAL SUPPLY (410) | | | | | | |
|---|-------------------|-------------------|-------------------|-------------------------------|-------------------------------|------------------------------|
| OBJECT | 2008-09 ACTUAL | 2009-10 ACTUAL | 2010-11 BUDGET | 2011-12 PROPOSED BUDGET | 2011-12 APPROVED BUDGET | 2011-12 ADOPTED BUDGET |
| 90330 OFFICE ASSISTANT II | - | 32,723 | 36,708 | - | - | - |
| 90339 CLINIC ASSISTANT | - | 1,237 | - | - | - | - |
| 90340 CLINIC ASSISTANT | 79 | - | - | - | - | - |
| 90371 BOOKKEEPER II | 5,154 | 39,152 | 44,088 | - | - | - |
| 90384 MATERIAL SUPPLY CLERK | 5,630 | 21,216 | 33,089 | - | - | - |
| 90401 TEMPORARY EMPLOYEES | - | 14,316 | 40,000 | - | - | - |
| 90501 OVERTIME | 223 | 1,176 | 10,000 | - | - | - |
| 90504 COMP TIME PAYOFF | - | 96 | - | - | - | - |
| TOTAL SALARIES | 364,798 | 582,860 | 707,705 | - | - | - |
| BENEFITS & BURDENS | | | | | | |
| 90801 FICA | 26,862 | 42,432 | 52,992 | - | - | - |
| 90802 401(K) RETIREMENT | 40,041 | 62,573 | 72,898 | - | - | - |
| 90804 HEALTH INSURANCE | 64,246 | 161,324 | 162,534 | - | - | - |
| 90805 DENTAL INSURANCE | 7,073 | 17,645 | 17,766 | - | - | - |
| 90806 LIFE INSURANCE | 328 | 734 | 914 | - | - | - |
| 90807 LTD INSURANCE | 807 | 1,846 | 1,789 | - | - | - |
| 90808 WORKER'S COMPENSATION | 5,193 | 8,100 | 3,186 | - | - | - |
| 90809 UNEMPLOYMENT | 3,472 | 7,140 | 14,154 | - | - | - |
| 90810 PEHP | 1,790 | 1,712 | 1,022 | - | - | - |
| TOTAL BENEFITS & BURDENS | 149,812 | 303,506 | 327,255 | - | - | - |
| TOTAL PERSONAL SERVICES | 514,610 | 886,366 | 1,034,960 | - | - | - |
| MATERIALS & SERVICES | | | | | | |
| 91101 TRAVEL REIMBURSEMENT | 4,954 | 3,738 | 5,711 | - | - | - |
| 91201 MEALS & LODGING | 2,752 | 4,334 | 3,500 | - | - | - |
| 91401 TELEPHONE | 80,071 | 54,423 | 60,000 | 30,000 | 30,000 | 30,000 |
| 91501 POSTAGE | 1,128 | 1,924 | 1,500 | - | - | - |
| 91601 PRINTING & PUBLICATIONS | 5,306 | 1,868 | 4,000 | - | - | - |
| 92001 UTILITIES | 14,359 | 14,632 | 14,000 | 14,000 | 14,000 | 14,000 |
| 92004 RECYCLING/HAZ. WASTE DISP. | 2,219 | 2,801 | 2,400 | - | - | - |
| 92802 PROFESSIONAL CONFERENCE | - | 25 | - | - | - | - |
| 92901 MEMBERSHIP FEES & DUES | 10,094 | 4,476 | 10,000 | 5,000 | 5,000 | 5,000 |
| 93301 MAINTENANCE AGREEMENTS | 82,242 | 17,539 | 22,000 | 24,000 | 24,000 | 24,000 |
| 93901 CONTRACTUAL SERVICES | 29,699 | 71,289 | 42,000 | 65,000 | 65,000 | 65,000 |
| 94101 OFFICE SUPPLIES | 13,285 | 11,395 | 15,000 | 25,000 | 25,000 | 25,000 |
| 94102 FURN/EQUIP < \$10,000 | 50,947 | 40,888 | 1,000 | 5,000 | 5,000 | 5,000 |
| 94201 PRINT SHOP | 1,230 | 1,005 | 1,500 | - | - | - |

LINCOLN COUNTY, OREGON
ANNUAL BUDGET
FY 2011-12

| PUBLIC HEALTH FUND (208) ADMINISTRATION/CENTRAL SUPPLY (410) | | | | | | |
|---|-----------|-------------|-----------|----------|----------|---------|
| OBJECT | 2008-09 | 2009-10 | 2010-11 | 2011-12 | 2011-12 | 2011-12 |
| | ACTUAL | ACTUAL | BUDGET | PROPOSED | APPROVED | ADOPTED |
| | | | | BUDGET | BUDGET | BUDGET |
| 94601 FOOD & CLOTHING | 148 | 596 | - | - | - | - |
| 95101 MED/LAB/XRAY | 205 | - | - | - | - | - |
| 95102 MEDICAL SUPPLIES | 5 | 91 | - | - | - | - |
| 95103 EMR IMPLEMENTATION | - | 24,774 | 250,000 | - | - | - |
| 95201 EDUCATION & LIBRARY | 803 | 1,580 | 2,000 | - | - | - |
| 95202 CONTINUING EDUCATION | 526 | 700 | 2,500 | 5,000 | 5,000 | 5,000 |
| 95901 OTHER SUPPLIES | 1,611 | 2,530 | 10,000 | - | - | - |
| 95902 CYC CERT | 169 | 228 | 350 | - | - | - |
| 95904 PROGRAM DEVELOPMENT | 48 | 10 | - | - | - | 60,930 |
| 95907 ADMIN.COSTS P/S | (516,765) | - | - | - | - | - |
| 95908 ADMIN.COSTS M/S | (305,651) | - | - | - | - | - |
| 95910 ADMINISTRATIVE COSTS | - | (1,168,583) | - | - | - | - |
| 96301 PROPERTY/LIABILITY INSUR | - | - | - | 11,549 | 11,549 | 11,549 |
| 96601 RENTALS OF SPACE | - | 2,894 | 6,000 | 8,800 | 8,800 | 8,800 |
| TOTAL MATERIALS & SERVICES | (520,615) | (904,843) | 453,461 | 193,349 | 193,349 | 254,279 |
| ENDING BALANCE | | | | | | |
| 99501 CONTINGENCY | - | - | 257,342 | - | - | - |
| 99603 COMPENSATED ABSENCES RESERVE | - | - | 236,529 | - | - | - |
| TOTAL ENDING BALANCE | - | - | 493,871 | - | - | - |
| TOTAL EXPENDITURES | (6,005) | (18,477) | 1,982,292 | 193,349 | 193,349 | 254,279 |

LINCOLN COUNTY, OREGON

HEALTH AND HUMAN SERVICES FUND (208)

DEPARTMENT: BABIES FIRST/CACOON (411)

A COMMUNITY SERVICES PROGRAM

OBJECTIVE: Provide preventive screening and health services to high-risk infants and children and education to parents to improve potential for normal growth and development.

WORK PLAN SUMMARY: Provide home visits to newborns and high-risk infants. Infants/children with significant birth defects or handicapping conditions may be followed by PH nursing staff from birth to 21 years of age.

REVENUE AND EXPENDITURE SUMMARY

| | Actual <u>2008-09</u> | Actual <u>2009-10</u> | Budgeted <u>2010-11</u> | Proposed <u>2011-12</u> | Approved <u>2011-12</u> | Adopted <u>2011-12</u> |
|----------------------|--------------------------|--------------------------|----------------------------|----------------------------|----------------------------|---------------------------|
| Total Revenues | 249,899 | 233,601 | 310,305 | 345,331 | 345,331 | 345,331 |
| Personal Services | 141,342 | 103,525 | 125,798 | 243,680 | 243,680 | 243,680 |
| Materials & Services | 195,578 | 108,865 | 184,507 | 101,651 | 101,651 | 113,605 |
| Total Expenditures | 336,920 | 212,390 | 310,305 | 345,331 | 345,331 | 357,285 |
| Full-Time Positions | 1.90 | 1.90 | 1.55 | 2.71 | 2.71 | 2.71 |

EFFECTIVENESS INDICATORS: Actual counts of home visits made.

INTERRELATIONSHIPS: Local physicians (pediatricians, obstetricians), Children Services Division, dentists, Adult and Family Services, WIC, schools, daycare, Good Samaritan Hospital OB department; Pacific Communities Hospital, North Lincoln Hospital, Florence Hospital.

LINCOLN COUNTY, OREGON
ANNUAL BUDGET
FY 2011-12

PUBLIC HEALTH FUND (208)
BABIES FIRST/CACOON (411)

| OBJECT | # FTE | 2008-09 ACTUAL | 2009-10 ACTUAL | 2010-11 BUDGET | 2011-12 PROPOSED BUDGET | 2011-12 APPROVED BUDGET | 2011-12 ADOPTED BUDGET |
|---------------------|-------|-------------------|-------------------|-------------------|-------------------------------|-------------------------------|------------------------------|
| <u>REVENUE</u> | | | | | | | |
| 33582 | | 8,435 | 8,454 | 8,454 | 8,441 | 8,441 | 8,441 |
| 33592 | | 15,772 | 14,509 | 15,771 | 15,771 | 15,771 | 15,771 |
| 34583 | | 225,692 | 209,901 | 269,705 | 302,802 | 302,802 | 302,802 |
| 36990 | | - | 737 | - | - | - | - |
| 40000 | | - | - | 16,375 | 18,317 | 18,317 | 18,317 |
| | | TOTAL REVENUE | | 249,899 | 233,601 | 310,305 | 345,331 |
| <u>EXPENDITURES</u> | | | | | | | |
| PERSONAL SERVICES | | | | | | | |
| SALARIES | | | | | | | |
| 90205 | 0.04 | - | - | - | 1,785 | 1,785 | 1,785 |
| 90207 | 0.11 | - | - | - | 9,170 | 9,170 | 9,170 |
| 90208 | 0.05 | - | - | - | 4,304 | 4,304 | 4,304 |
| 90209 | 0.15 | 7,241 | 5,718 | 11,801 | 11,642 | 11,642 | 11,642 |
| 90229 | 0.06 | - | - | - | 2,880 | 2,880 | 2,880 |
| 90245 | 0.01 | - | - | - | 186 | 186 | 186 |
| 90271 | 0.04 | - | - | - | 2,160 | 2,160 | 2,160 |
| 90275 | 0.03 | - | - | - | 1,604 | 1,604 | 1,604 |
| 90301 | 0.02 | - | - | - | 1,379 | 1,379 | 1,379 |
| 90303 | 0.06 | - | - | - | 2,892 | 2,892 | 2,892 |
| 90306 | 0.25 | 23,032 | 15,364 | 15,833 | 16,635 | 16,635 | 16,635 |
| 90308 | 0.80 | 29,847 | 26,839 | 25,120 | 53,231 | 53,231 | 53,231 |
| 90312 | 0.30 | 10,946 | - | - | 12,767 | 12,767 | 12,767 |
| 90320 | 0.25 | 3,785 | 6,063 | 9,341 | 9,813 | 9,813 | 9,813 |
| 90327 | 0.06 | - | - | - | 2,398 | 2,398 | 2,398 |
| 90371 | 0.06 | - | - | - | 2,807 | 2,807 | 2,807 |
| 90381 | 0.40 | 21,662 | 20,529 | 23,297 | 24,720 | 24,720 | 24,720 |
| 90384 | 0.02 | - | - | - | 900 | 900 | 900 |
| 90501 | | 650 | 190 | - | - | - | - |
| | 2.71 | TOTAL SALARIES | | 97,163 | 74,703 | 85,392 | 161,273 |
| BENEFITS & BURDENS | | | | | | | |
| 90801 | | 7,016 | 5,283 | 6,532 | 12,337 | 12,337 | 12,337 |
| 90802 | | 10,723 | 8,217 | 9,393 | 17,740 | 17,740 | 17,740 |
| 90804 | | 21,080 | 10,189 | 19,852 | 40,157 | 40,157 | 40,157 |
| 90805 | | 2,327 | 1,048 | 2,170 | 4,104 | 4,104 | 4,104 |

LINCOLN COUNTY, OREGON
ANNUAL BUDGET
FY 2011-12

PUBLIC HEALTH FUND (208)
BABIES FIRST/CACOON (411)

| OBJECT | # FTE | 2008-09 | 2009-10 | 2010-11 | 2011-12 | 2011-12 | 2011-12 |
|--------|----------------------------|---------|---------|---------|-----------------|-----------------|----------------|
| | | ACTUAL | ACTUAL | BUDGET | PROPOSED BUDGET | APPROVED BUDGET | ADOPTED BUDGET |
| 90806 | LIFE INSURANCE | 130 | 68 | 112 | 195 | 195 | 195 |
| 90807 | LTD INSURANCE | 324 | 179 | 219 | 383 | 383 | 383 |
| 90808 | WORKER'S COMPENSATION | 1,448 | 2,034 | 393 | 4,132 | 4,132 | 4,132 |
| 90809 | UNEMPLOYMENT | 1,112 | 1,789 | 1,708 | 3,225 | 3,225 | 3,225 |
| 90810 | PEHP | 19 | 16 | 27 | 134 | 134 | 134 |
| | TOTAL BENEFITS & BURDENS | 44,179 | 28,823 | 40,406 | 82,407 | 82,407 | 82,407 |
| | TOTAL PERSONAL SERVICES | 141,342 | 103,526 | 125,798 | 243,680 | 243,680 | 243,680 |
| | MATERIALS & SERVICES | | | | | | |
| 91101 | TRAVEL REIMBURSEMENT | 533 | 424 | 1,500 | 2,000 | 2,000 | 2,000 |
| 91102 | MOTOR POOL | 4,930 | 4,832 | 5,400 | 4,300 | 4,300 | 4,300 |
| 91201 | MEALS & LODGING | 2,880 | 665 | 1,380 | 1,000 | 1,000 | 1,000 |
| 91501 | POSTAGE | 27 | 54 | 250 | 250 | 250 | 250 |
| 91601 | PRINTING & PUBLICATIONS | 66 | - | - | - | - | - |
| 92901 | MEMBERSHIP FEES & DUES | 147 | 73 | 500 | 300 | 300 | 300 |
| 94101 | OFFICE SUPPLIES | - | 32 | 750 | 300 | 300 | 300 |
| 94201 | PRINT SHOP | 43 | 23 | - | - | - | - |
| 95101 | MED/LAB/XRAY | 81 | - | - | - | - | - |
| 95102 | MEDICAL SUPPLIES | 219 | 133 | 500 | 250 | 250 | 250 |
| 95201 | EDUCATION & LIBRARY | 1,107 | 435 | 1,500 | 400 | 400 | 400 |
| 95202 | CONTINUING EDUCATION | 370 | 1,038 | 1,500 | 1,000 | 1,000 | 1,000 |
| 95901 | OTHER SUPPLIES | 126 | 157 | 200 | - | - | 11,954 |
| 95902 | OMAP PAY BACK | 143,636 | 44,761 | 71,292 | 84,785 | 84,785 | 84,785 |
| 95907 | ADMIN.COSTS P/S | 31,591 | - | - | - | - | - |
| 95908 | ADMIN.COSTS M/S | 9,822 | - | - | - | - | - |
| 95910 | ADMINISTRATIVE COSTS | - | 56,239 | 99,735 | 7,066 | 7,066 | 7,066 |
| | TOTAL MATERIALS & SERVICES | 195,578 | 108,866 | 184,507 | 101,651 | 101,651 | 113,605 |
| | TOTAL EXPENDITURES | 336,920 | 212,392 | 310,305 | 345,331 | 345,331 | 357,285 |

LINCOLN COUNTY, OREGON

HEALTH AND HUMAN SERVICES FUND (208)

DEPARTMENT: WIC PROGRAM (413)

A COMMUNITY SERVICES PROGRAM

OBJECTIVE: Provide comprehensive nutrition education, health screening and food vouchers to low-income women, infants and children at nutritional risk.

WORK PLAN SUMMARY: Serve an authorized caseload of 1,531 women, infants, and criteria and have a nutritional or health risk. Each eligible client is required to have four appointments per year and receives risk assessment, health guidance, and nutrition education, as well as vouchers for healthy foods to be redeemed at local grocery stores. Lincoln County WIC served 2,448 individuals in 2010; the total dollars of the 16 local WIC authorized retailers for healthy foods was \$871,859 in 2010.

REVENUE AND EXPENDITURE SUMMARY

| | Actual <u>2008-09</u> | Actual <u>2009-10</u> | Budgeted <u>2010-11</u> | Proposed <u>2011-12</u> | Approved <u>2011-12</u> | Adopted <u>2011-12</u> |
|----------------------|--------------------------|--------------------------|----------------------------|----------------------------|----------------------------|---------------------------|
| Total Revenues | 219,194 | 222,312 | 280,838 | 231,022 | 231,022 | 231,022 |
| Personal Services | 152,307 | 164,762 | 183,828 | 230,783 | 230,783 | 230,783 |
| Materials & Services | 86,562 | 67,854 | 97,010 | 35,508 | 35,508 | 35,508 |
| Total Expenditures | 238,869 | 232,616 | 280,838 | 266,291 | 266,291 | 266,291 |
| Full-Time Positions | 2.80 | 2.80 | 2.90 | 3.22 | 3.22 | 3.22 |

EFFECTIVENESS INDICATORS: Actual clients served and number of vouchers used.

INTERRELATIONSHIPS: Local obstetricians and pediatricians, Community Outreach, participating grocery stores, Contact Information and Referral, Children Services Division, Mental Health, Alcohol & Drug Program, Family Planning Program, Immunization Clinic.

BUDGET NOTE: Budget is for local staff and administration.

LINCOLN COUNTY, OREGON
ANNUAL BUDGET
FY 2011-12

| | | PUBLIC HEALTH FUND (208) | | | | | |
|---------------------|--------------------------------|---|-------------------|-------------------|-------------------------------|-------------------------------|------------------------------|
| | | WOMEN, INFANTS & CHILDREN (WIC) PROGRAM (413) | | | | | |
| OBJECT | # FTE | 2008-09 ACTUAL | 2009-10 ACTUAL | 2010-11 BUDGET | 2011-12 PROPOSED BUDGET | 2011-12 APPROVED BUDGET | 2011-12 ADOPTED BUDGET |
| <u>REVENUE</u> | | | | | | | |
| 33595 | WIC/STATE HEALTH | 219,194 | 222,229 | 223,651 | 231,022 | 231,022 | 231,022 |
| 36990 | MISC REVENUE | - | 83 | - | - | - | - |
| 39250 | TRANSFER FR GENERAL FUND | - | - | 49,923 | - | - | - |
| 40000 | BEGINNING BALANCE | - | - | 7,264 | - | - | - |
| | TOTAL REVENUE | 219,194 | 222,312 | 280,838 | 231,022 | 231,022 | 231,022 |
| <u>EXPENDITURES</u> | | | | | | | |
| PERSONAL SERVICES | | | | | | | |
| SALARIES | | | | | | | |
| 90205 | 0.04 FINANCIAL ADMIN ASSISTANT | - | - | - | 1,785 | 1,785 | 1,785 |
| 90207 | 0.11 DIVISION MANAGER | - | - | - | 9,170 | 9,170 | 9,170 |
| 90208 | 0.05 EXECUTIVE DIRECTOR | - | - | - | 4,304 | 4,304 | 4,304 |
| 90209 | 0.15 COMM HEALTH NURSE IV | - | 9,834 | 11,081 | 11,642 | 11,642 | 11,642 |
| 90217 | 0.01 DIETICIAN | 8,314 | - | - | - | - | - |
| 90245 | 0.01 ADMINISTRATIVE ASSISTANT | - | - | - | 186 | 186 | 186 |
| 90271 | 0.04 EXECUTIVE ASSISTANT | - | - | - | 2,160 | 2,160 | 2,160 |
| 90275 | 0.03 BUDGET ANALYST | - | - | - | 1,604 | 1,604 | 1,604 |
| 90301 | 0.01 OFFICE ASSISTANT II | - | - | - | 1,380 | 1,380 | 1,380 |
| 90302 | 0.15 REGISTERED DIETICIAN | - | 3,274 | 8,379 | 8,546 | 8,546 | 8,546 |
| 90314 | 0.80 CLINIC ASSISTANT II | 23,345 | 28,871 | 33,978 | 35,698 | 35,698 | 35,698 |
| 90316 | 1.00 CLINIC ASSISTANT II | 33,247 | 32,257 | 35,218 | 37,000 | 37,000 | 37,000 |
| 90340 | 0.80 CLINIC ASSISTANT II | 29,335 | 27,069 | 28,175 | 29,600 | 29,600 | 29,600 |
| 90384 | 0.02 MATERIAL SUPPLY CLERK | - | - | - | 900 | 900 | 900 |
| 90401 | TEMPORARY EMPLOYEES | 6,490 | 4,820 | - | - | - | - |
| 90501 | OVERTIME | 108 | 428 | - | - | - | - |
| | TOTAL SALARIES | 100,839 | 106,553 | 116,831 | 143,975 | 143,975 | 143,975 |
| BENEFITS & BURDENS | | | | | | | |
| 90801 | FICA | 7,307 | 7,533 | 8,938 | 11,014 | 11,014 | 11,014 |
| 90802 | 401(K) RETIREMENT | 10,170 | 11,191 | 12,851 | 15,837 | 15,837 | 15,837 |
| 90804 | HEALTH INSURANCE | 27,772 | 31,805 | 37,143 | 47,703 | 47,703 | 47,703 |
| 90805 | DENTAL INSURANCE | 3,064 | 3,463 | 4,060 | 4,875 | 4,875 | 4,875 |
| 90806 | LIFE INSURANCE | 171 | 167 | 209 | 232 | 232 | 232 |
| 90807 | LTD INSURANCE | 415 | 421 | 409 | 455 | 455 | 455 |
| 90808 | WORKER'S COMPENSATION | 1,508 | 1,970 | 537 | 3,689 | 3,689 | 3,689 |
| 90809 | UNEMPLOYMENT | 1,009 | 1,632 | 2,337 | 2,880 | 2,880 | 2,880 |
| 90810 | PEHP | 52 | 27 | 513 | 123 | 123 | 123 |
| | TOTAL BENEFITS & BURDENS | 51,468 | 58,209 | 66,997 | 86,808 | 86,808 | 86,808 |
| | TOTAL PERSONAL SERVICES | 152,307 | 164,762 | 183,828 | 230,783 | 230,783 | 230,783 |

LINCOLN COUNTY, OREGON
ANNUAL BUDGET
FY 2011-12

| | | PUBLIC HEALTH FUND (208) WOMEN, INFANTS & CHILDREN (WIC) PROGRAM (413) | | | | | |
|--------|----------------------------|---|-------------------|-------------------|-------------------------------|-------------------------------|------------------------------|
| OBJECT | # FTE | 2008-09 ACTUAL | 2009-10 ACTUAL | 2010-11 BUDGET | 2011-12 PROPOSED BUDGET | 2011-12 APPROVED BUDGET | 2011-12 ADOPTED BUDGET |
| | | MATERIALS & SERVICES | | | | | |
| 91101 | TRAVEL REIMBURSEMENT | 2,461 | 216 | 500 | 1,500 | 1,500 | 1,500 |
| 91102 | MOTOR POOL | 9,636 | 5,781 | 5,400 | 5,100 | 5,100 | 5,100 |
| 91201 | MEALS & LODGING | 3,771 | 464 | 1,500 | 1,000 | 1,000 | 1,000 |
| 91401 | TELEPHONE | - | 5,250 | 4,000 | 3,000 | 3,000 | 3,000 |
| 91501 | POSTAGE | 2,385 | 2,770 | 1,000 | 1,500 | 1,500 | 1,500 |
| 91601 | PRINTING & PUBLICATIONS | 204 | 68 | - | 252 | 252 | 252 |
| 92801 | PROFESSIONAL SERVICES | 860 | 1,762 | - | 2,600 | 2,600 | 2,600 |
| 92901 | MEMBERSHIP FEES & DUES | 50 | - | - | - | - | - |
| 93301 | MAINTENANCE AGREEMENTS | 278 | 503 | 700 | - | - | - |
| 93901 | CONTRACTUAL SERVICES | 505 | 149 | 500 | - | - | - |
| 94101 | OFFICE SUPPLIES | 142 | 145 | 200 | - | - | - |
| 94102 | FURNITURE & EQUIP. UNDER | 280 | - | - | 183 | 183 | 183 |
| 94201 | PRINT SHOP | 1,074 | 576 | 250 | 500 | 500 | 500 |
| 94301 | JANITORIAL SUPPLIES | - | - | 2,000 | - | - | - |
| 94601 | FOOD & CLOTHING | 309 | - | 1,000 | - | - | - |
| 95102 | MEDICAL SUPPLIES | 917 | 1,182 | 1,000 | 1,000 | 1,000 | 1,000 |
| 95201 | EDUCATION & LIBRARY | - | - | - | - | - | - |
| 95202 | CONTINUING EDUCATION | 539 | - | 500 | 250 | 250 | 250 |
| 95901 | OTHER SUPPLIES | 427 | 89 | - | 25 | 25 | 25 |
| 95907 | ADMIN.COSTS P/S | 44,037 | - | - | - | - | - |
| 95908 | ADMIN.COSTS M/S | 14,007 | - | - | - | - | - |
| 95910 | ADMINISTRATIVE COSTS | - | 26,751 | 36,095 | - | - | - |
| 96601 | RENTALS OF SPACE | 4,680 | 22,148 | 42,365 | 18,598 | 18,598 | 18,598 |
| | TOTAL MATERIALS & SERVICES | 86,562 | 67,854 | 97,010 | 35,508 | 35,508 | 35,508 |
| | TOTAL EXPENDITURES | 238,869 | 232,616 | 280,838 | 266,291 | 266,291 | 266,291 |

LINCOLN COUNTY, OREGON

HEALTH AND HUMAN SERVICES FUND (208)

DEPARTMENT: TOBACCO EDUCATION/PREVENTION (414)

A COMMUNITY SERVICES PROGRAM

OBJECTIVE: Reduce tobacco use and the burden of tobacco related diseases in Lincoln County residents by eliminating/reducing exposure to secondhand smoke, countering pro-tobacco influences, reducing youth access to tobacco and promoting the OR State Quit Line and other cessation services, reducing youth access to tobacco and the promotion of quitting.

WORK PLAN SUMMARY: Work with the Lincoln County Tobacco Advisory Coalition to identify and implement evidence-based community policies and practices to reduce local tobacco use and tobacco exposure. Investigate complaints related to the e SmokeFree Indoor workplace law. Provide educational material to community members and groups. Actively promote OR Quit Line services to Lincoln County residents. The majority of the work is done at the level of initiating policy, policy change, and policy enforcement.

REVENUE AND EXPENDITURE SUMMARY

| | <u>Actual</u> <u>2008-09</u> | <u>Actual</u> <u>2009-10</u> | <u>Budgeted</u> <u>2010-11</u> | <u>Proposed</u> <u>2011-12</u> | <u>Approved</u> <u>2011-12</u> | <u>Adopted</u> <u>2011-12</u> |
|----------------------|---------------------------------|---------------------------------|-----------------------------------|-----------------------------------|-----------------------------------|----------------------------------|
| Total Revenues | 69,557 | 34,651 | 57,964 | 62,188 | 62,188 | 62,651 |
| Personal Services | 43,430 | 31,509 | 41,717 | 57,928 | 57,928 | 57,928 |
| Materials & Services | 22,279 | 26,890 | 16,247 | 4,260 | 4,260 | 4,260 |
| Total Expenditures | 65,709 | 58,399 | 57,964 | 62,188 | 62,188 | 62,188 |
| | | | | | | |
| Full-Time Positions | 0.75 | 0.75 | 0.55 | 0.74 | 0.74 | 0.74 |

EFFECTIVENESS INDICATORS: Successful completion of local work plan - utilizing the strengths of existing and new partnerships to promote local tobacco control efforts. Partnerships will develop and support new and existing policies which will enhance the health of all who live, work or visit Lincoln County.

INTERRELATIONSHIPS: Oregon Public Health Division, Oregon Coast Community College, Samaritan Health System, other county Tobacco Prevention Education Program and Healthy Community Coordinators, local health care providers, Housing Authority of Lincoln County, Head Start of Lincoln County, worksites, childcare providers, organizers of outdoor venues, volunteer community members, and various community agencies.

LINCOLN COUNTY, OREGON
ANNUAL BUDGET
FY 2011-12

PUBLIC HEALTH FUND (208)
TOBACCO EDUCATION/PREVENTION (414)

| OBJECT | # FTE | | 2008-09 ACTUAL | 2009-10 ACTUAL | 2010-11 BUDGET | 2011-12 PROPOSED BUDGET | 2011-12 APPROVED BUDGET | 2011-12 ADOPTED BUDGET |
|----------------------|-------|--------------------------|-------------------|-------------------|-------------------|-------------------------------|-------------------------------|------------------------------|
| <u>REVENUE</u> | | | | | | | | |
| 33443 | | TOBACCO PREVENTION | 69,531 | 33,531 | 57,964 | 62,188 | 62,188 | 62,651 |
| 36990 | | MISC. REVENUE | 26 | 1,120 | - | - | - | - |
| | | TOTAL REVENUE | 69,557 | 34,651 | 57,964 | 62,188 | 62,188 | 62,651 |
| <u>EXPENDITURES</u> | | | | | | | | |
| PERSONAL SERVICES | | | | | | | | |
| SALARIES | | | | | | | | |
| 90202 | - | ENV. HEALTH MANAGEMENT | - | 1,012 | - | - | - | - |
| 90208 | 0.01 | EXECUTIVE DIRECTOR | - | - | - | 963 | 963 | 963 |
| 90218 | 0.65 | BIOTERRORISM COORDINATOR | - | 20,832 | 27,634 | 33,702 | 33,702 | 33,702 |
| 90245 | 0.01 | ADMINISTRATIVE ASSISTANT | - | - | - | 400 | 400 | 400 |
| 90275 | 0.02 | BUDGET ANALYST | - | - | - | 642 | 642 | 642 |
| 90301 | 0.03 | OFFICE ASSISTANT II | 3,362 | - | - | 726 | 726 | 726 |
| 90304 | - | HEALTH EDUCATOR | 25,535 | - | - | - | - | - |
| 90384 | 0.02 | SUPPLY CLERK | - | - | - | 504 | 504 | 504 |
| | 0.74 | TOTAL SALARIES | 28,897 | 21,844 | 27,634 | 36,937 | 36,937 | 36,937 |
| BENEFITS & BURDENS | | | | | | | | |
| 90801 | | FICA | 2,145 | 1,637 | 2,114 | 2,826 | 2,826 | 2,826 |
| 90802 | | 401(K) RETIREMENT | 3,179 | 2,403 | 3,040 | 4,063 | 4,063 | 4,063 |
| 90804 | | HEALTH INSURANCE | 7,899 | 3,783 | 7,241 | 11,009 | 11,009 | 11,009 |
| 90805 | | DENTAL INSURANCE | 475 | 409 | 791 | 1,125 | 1,125 | 1,125 |
| 90806 | | LIFE INSURANCE | 32 | 17 | 40 | 54 | 54 | 54 |
| 90807 | | LTD INSURANCE | 81 | 44 | 78 | 105 | 105 | 105 |
| 90808 | | WORKER'S COMPENSATION | 414 | 477 | 127 | 946 | 946 | 946 |
| 90809 | | UNEMPLOYMENT | 308 | 829 | 553 | 739 | 739 | 739 |
| 90810 | | PEHP | - | 68 | 99 | 124 | 124 | 124 |
| | | TOTAL BENEFITS & BURDENS | 14,533 | 9,667 | 14,083 | 20,991 | 20,991 | 20,991 |
| | | TOTAL PERSONAL SERVICES | 43,430 | 31,511 | 41,717 | 57,928 | 57,928 | 57,928 |
| MATERIALS & SERVICES | | | | | | | | |
| 91101 | | TRAVEL REIMBURSEMENT | 1,990 | 1,181 | 3,371 | 500 | 500 | 500 |
| 91102 | | MOTOR POOL | - | - | - | 1,500 | 1,500 | 1,500 |
| 91201 | | MEALS & LODGING | 166 | 759 | 1,000 | 375 | 375 | 375 |
| 91501 | | POSTAGE | 883 | 582 | 500 | 250 | 250 | 250 |
| 91601 | | PRINTING & PUBLICATIONS | 1,377 | 1,188 | 1,000 | 375 | 375 | 375 |
| 92901 | | MEMBERSHIP FEES AND DUES | - | - | - | 100 | 100 | 100 |

LINCOLN COUNTY, OREGON
ANNUAL BUDGET
FY 2011-12

| | | PUBLIC HEALTH FUND (208) TOBACCO EDUCATION/PREVENTION (414) | | | | | |
|--------|----------------------------|--|-------------------|-------------------|-------------------------------|-------------------------------|------------------------------|
| OBJECT | # FTE | 2008-09 ACTUAL | 2009-10 ACTUAL | 2010-11 BUDGET | 2011-12 PROPOSED BUDGET | 2011-12 APPROVED BUDGET | 2011-12 ADOPTED BUDGET |
| 94101 | OFFICE SUPPLIES | 341 | 289 | 500 | 210 | 210 | 210 |
| 94102 | FURN/ EQUIP < \$10,000 | - | - | 200 | - | - | - |
| 94103 | OPERATING SUPPLIES | 459 | 441 | - | - | - | - |
| 94201 | PRINT SHOP | 613 | 1,774 | 1,000 | 250 | 250 | 250 |
| 94601 | FOOD & CLOTHING | 313 | 308 | 1,000 | 500 | 500 | 500 |
| 95201 | EDUCATION & LIBRARY | 38 | 10 | 500 | - | - | - |
| 95202 | CONTINUING EDUCATION | 75 | - | 500 | 100 | 100 | 100 |
| 95901 | OTHER SUPPLIES | 111 | 592 | - | 100 | 100 | 100 |
| 95907 | ADMIN.COSTS P/S | 5,493 | - | - | - | - | - |
| 95908 | ADMIN.COSTS M/S | 2,834 | - | - | - | - | - |
| 95910 | ADMINISTRATIVE COSTS | - | 19,466 | 6,376 | - | - | - |
| 96601 | RENTALS OF SPACE | 75 | 300 | 300 | - | - | - |
| | TOTAL MATERIALS & SERVICES | 14,768 | 26,890 | 16,247 | 4,260 | 4,260 | 4,260 |
| | TOTAL EXPENDITURES | 58,198 | 58,401 | 57,964 | 62,188 | 62,188 | 62,188 |

LINCOLN COUNTY, OREGON

HEALTH AND HUMAN SERVICES FUND (208)

DEPARTMENT: FAMILY HOME VISITING (417)

A COMMUNITY SERVICES PROGRAM

OBJECTIVE: Family Home Visiting is an intensive program offered to all first time parents in Lincoln County. A screening is done to determine level of risk, followed by a more in-depth assessment of the family. Participation is voluntary on the part of the family, those families that consent are assigned a Family Support Worker and receive weekly home visits until the infant is six-months old, with visits being reduced in frequency as the child gets older.

REVENUE AND EXPENDITURE SUMMARY

| | <u>Actual</u> <u>2008-09</u> | <u>Actual</u> <u>2009-10</u> | <u>Budgeted</u> <u>2010-11</u> | <u>Proposed</u> <u>2011-12</u> | <u>Approved</u> <u>2011-12</u> | <u>Adopted</u> <u>2011-12</u> |
|---------------------------------|---------------------------------|---------------------------------|-----------------------------------|-----------------------------------|-----------------------------------|----------------------------------|
| Total Revenues | 385,509 | 471,461 | 428,443 | 398,001 | 398,001 | 398,001 |
| Personal Services | 174,755 | 167,688 | 196,116 | 268,673 | 268,673 | 268,673 |
| Materials & Services | 121,893 | 127,291 | 232,327 | 129,328 | 129,328 | 129,328 |
| Total Expenditures | 296,648 | 294,979 | 428,443 | 398,001 | 398,001 | 398,001 |
| Full-Time Positions | 3.00 | 3.00 | 2.90 | 3.56 | 3.56 | 3.56 |

EFFECTIVENESS INDICATORS: Acceptance rates for participation by first time parents, with required service standards of at least 47% of all first time parents agreeing to services. Immunization rates by families receiving services. Observed parent/child interactions. Confirmation of positive social support systems in place; . Number of families that read to/with their child.

LINCOLN COUNTY, OREGON
ANNUAL BUDGET
FY 2011-12

PUBLIC HEALTH FUND (208)
FAMILY HOME VISITING (417)

| OBJECT | # FTE | | 2008-09 ACTUAL | 2009-10 ACTUAL | 2010-11 BUDGET | 2011-12 PROPOSED BUDGET | 2011-12 APPROVED BUDGET | 2011-12 ADOPTED BUDGET |
|---------------------|-------|---------------------------------|-------------------|-------------------|-------------------|-------------------------------|-------------------------------|------------------------------|
| <u>REVENUE</u> | | | | | | | | |
| 33410 | | FAMILY HOME VISITING GRANT | 91,376 | 86,202 | 78,855 | 76,684 | 76,684 | 76,684 |
| 33420 | | TARGETED CASE MANAGEMENT | 290,771 | 347,573 | 288,000 | 288,000 | 288,000 | 288,000 |
| 34511 | | MEDICAID FEES | - | 34,661 | 15,000 | 15,000 | 15,000 | 15,000 |
| 36990 | | MISC. REVENUE | 3,362 | 3,025 | - | - | - | - |
| 40000 | | BEGINNING BALANCE | - | - | 46,588 | 18,317 | 18,317 | 18,317 |
| | | TOTAL REVENUE | 385,509 | 471,461 | 428,443 | 398,001 | 398,001 | 398,001 |
| <u>EXPENDITURES</u> | | | | | | | | |
| PERSONAL SERVICES | | | | | | | | |
| SALARIES | | | | | | | | |
| 90205 | 0.04 | FINANCIAL ADMIN ASSISTANT | - | - | - | 1,785 | 1,785 | 1,785 |
| 90207 | 0.11 | PH PROGRAM MANAGER | - | - | - | 9,170 | 9,170 | 9,170 |
| 90208 | 0.05 | EXECUTIVE DIRECTOR | - | - | - | 4,304 | 4,304 | 4,304 |
| 90209 | 0.45 | COMM HEALTH NURSE IV | 29,627 | 28,659 | 33,242 | 34,925 | 34,925 | 34,925 |
| 90229 | 0.06 | BILLING SUPERVISOR | - | - | - | 2,880 | 2,880 | 2,880 |
| 90245 | 0.01 | ADMINISTRATIVE ASSISTANT | - | - | - | 186 | 186 | 186 |
| 90271 | 0.04 | EXECUTIVE ASSISTANT | - | - | - | 2,160 | 2,160 | 2,160 |
| 90275 | 0.03 | BUDGET ANALYST | - | - | - | 1,604 | 1,604 | 1,604 |
| 90301 | 0.02 | OFFICE ASSISTANT II | - | - | - | 1,380 | 1,380 | 1,380 |
| 90303 | 0.06 | BOOKKEEPER II | - | - | - | 2,892 | 2,892 | 2,892 |
| 90308 | - | CH NURSE | 1,337 | - | - | - | - | - |
| 90312 | 0.10 | OFFICE ASSISTANT II | 4,355 | - | - | 4,256 | 4,256 | 4,256 |
| 90320 | 0.50 | CLINIC ASSISTANT II | 17,298 | 19,253 | 18,684 | 19,627 | 19,627 | 19,627 |
| 90327 | 0.06 | BOOKKEEPER II | - | - | - | 2,398 | 2,398 | 2,398 |
| 90346 | 1.00 | CLINIC ASSISTANT II/INTERPRETOR | 36,259 | 35,177 | 38,484 | 40,431 | 40,431 | 40,431 |
| 90371 | 0.06 | BOOKKEEPER II | - | - | - | 2,807 | 2,807 | 2,807 |
| 90384 | 0.02 | SUPPLY CLERK | - | - | - | 900 | 900 | 900 |
| 90385 | 0.95 | CLINIC ASSISTANT II | 33,656 | 32,694 | 36,560 | 38,410 | 38,410 | 38,410 |
| | 3.56 | TOTAL SALARIES | 122,532 | 115,783 | 126,970 | 170,115 | 170,115 | 170,115 |
| BENEFITS & BURDENS | | | | | | | | |
| 90801 | | FICA | 9,095 | 8,569 | 9,713 | 13,014 | 13,014 | 13,014 |
| 90802 | | 401(K) RETIREMENT | 13,479 | 12,736 | 13,967 | 18,713 | 18,713 | 18,713 |
| 90804 | | HEALTH INSURANCE | 23,185 | 24,039 | 37,143 | 52,734 | 52,734 | 52,734 |
| 90805 | | DENTAL INSURANCE | 2,555 | 2,627 | 4,060 | 5,389 | 5,389 | 5,389 |
| 90806 | | LIFE INSURANCE | 202 | 168 | 209 | 257 | 257 | 257 |

LINCOLN COUNTY, OREGON
ANNUAL BUDGET
FY 2011-12

PUBLIC HEALTH FUND (208)
FAMILY HOME VISITING (417)

| OBJECT | # FTE | 2008-09 | 2009-10 | 2010-11 | 2011-12 | 2011-12 | 2011-12 |
|--------|----------------------------|---------|---------|---------|-----------------|-----------------|----------------|
| | | ACTUAL | ACTUAL | BUDGET | PROPOSED BUDGET | APPROVED BUDGET | ADOPTED BUDGET |
| 90807 | LTD INSURANCE | 487 | 443 | 409 | 503 | 503 | 503 |
| 90808 | WORKER'S COMPENSATION | 1,887 | 1,817 | 584 | 4,358 | 4,358 | 4,358 |
| 90809 | UNEMPLOYMENT | 1,255 | 1,428 | 2,539 | 3,402 | 3,402 | 3,402 |
| 90810 | PEHP | 78 | 78 | 522 | 188 | 188 | 188 |
| | TOTAL BENEFITS & BURDENS | 52,223 | 51,905 | 69,146 | 98,558 | 98,558 | 98,558 |
| | TOTAL PERSONAL SERVICES | 174,755 | 167,688 | 196,116 | 268,673 | 268,673 | 268,673 |
| | MATERIALS & SERVICES | | | | | | |
| 91101 | TRAVEL REIMBURSEMENT | 1,950 | 759 | 1,500 | 2,000 | 2,000 | 2,000 |
| 91102 | MOTOR POOL | 5,886 | 6,142 | 5,600 | 5,000 | 5,000 | 5,000 |
| 91201 | MEALS & LODGING | 1,897 | 420 | 1,000 | 1,000 | 1,000 | 1,000 |
| 91501 | POSTAGE | 101 | 116 | 100 | 100 | 100 | 100 |
| 91601 | PRINTING & PUBLICATIONS | 113 | 146 | - | - | - | - |
| 92901 | MEMBERSHIP FEES & DUES | - | - | - | 100 | 100 | 100 |
| 94101 | OFFICE SUPPLIES | - | 67 | - | - | - | - |
| 94102 | FURNITURE & EQUIPMENT | - | 67 | 200 | 300 | 300 | 300 |
| 94201 | PRINT SHOP | 37 | 15 | - | 100 | 100 | 100 |
| 94601 | FOOD & CLOTHING | - | 77 | 100 | 250 | 250 | 250 |
| 95201 | EDUCATION & LIBRARY | - | 1,971 | 2,500 | 300 | 300 | 300 |
| 95202 | CONTINUING EDUCATION | 1,105 | 531 | 1,000 | 500 | 500 | 500 |
| 95901 | OTHER SUPPLIES | 642 | 1,216 | 50,708 | - | - | - |
| 95902 | PROGRAM DEVELOPMENT | 10 | 30 | - | 33,696 | 33,696 | 33,696 |
| 95903 | MEDICAID PAYBACK | 23,811 | - | - | - | - | - |
| 95904 | TCM PAYBACK | 26,028 | 79,366 | 80,000 | 85,982 | 85,982 | 85,982 |
| 95907 | ADMIN.COSTS P/S | 45,398 | - | - | - | - | - |
| 95908 | ADMIN.COSTS M/S | 14,915 | - | 89,619 | - | - | - |
| 95910 | ADMINISTRATIVE COSTS | - | 36,369 | - | - | - | - |
| | TOTAL MATERIALS & SERVICES | 121,893 | 127,292 | 232,327 | 129,328 | 129,328 | 129,328 |
| | TOTAL EXPENDITURES | 296,648 | 294,980 | 428,443 | 398,001 | 398,001 | 398,001 |

LINCOLN COUNTY, OREGON

HEALTH AND HUMAN SERVICES FUND (208)

DEPARTMENT: BIOTERRORISM (434)

A COMMUNITY SERVICES PROGRAM

OBJECTIVES: Using an “All Hazards” approach, develop, test/exercise, and refine plans to protect the health of Lincoln County residents. All efforts should be connected to federally identified Targeted Capabilities.

WORK PLAN SUMMARY: Comply with requirement of OR health Authority Preparedness Program in development of work plans; demonstrate progress at bi-annual program reviews with state staff. Develop progressive three year exercise plan for local public health (in conjunction with community partners) which provides experience and input to modify existing written plans. Participates as member of Lincoln County Emergency Management Committee. Provide opportunities for staff training which is recommended by Federal standard for all levels of HHS organization with particular emphasis on in-depth training for key leadership staff. Serve as a voting member in Regional Hospital Preparedness Program to assure that efforts of local public health are closely coordinated with those of the two hospitals in Lincoln County.

REVENUE AND EXPENDITURE SUMMARY

| | <u>Actual</u> <u>2008-09</u> | <u>Actual</u> <u>2009-10</u> | <u>Budgeted</u> <u>2010-11</u> | <u>Proposed</u> <u>2011-12</u> | <u>Approved</u> <u>2011-12</u> | <u>Adopted</u> <u>2011-12</u> |
|---------------------------------|---------------------------------|---------------------------------|-----------------------------------|-----------------------------------|-----------------------------------|----------------------------------|
| Total Revenues | 101,739 | 68,879 | 99,029 | 87,856 | 87,856 | 87,856 |
| Personal Services | 86,272 | 48,404 | 68,174 | 94,027 | 94,027 | 94,027 |
| Materials & Services | 25,871 | 28,915 | 30,855 | 11,864 | 11,864 | 11,864 |
| Total Expenditures | 112,143 | 77,319 | 99,029 | 105,891 | 105,891 | 105,891 |
| Full-Time Positions | 0.85 | 0.85 | 0.85 | 1.04 | 1.04 | 1.04 |

EFFECTIVENESS INDICATORS: Measurable progress or completion of planning in various emergency preparedness areas as defined in the State of Oregon Bioterrorism and CD assurances.

INTERRELATIONSHIPS: Lincoln County Emergency Services Manager, law enforcement, fire, other emergency services personnel, and local health care providers.

BUDGET NOTE: This is a continuing Homeland Security grant that started in FY2003-2004.

LINCOLN COUNTY, OREGON
ANNUAL BUDGET
FY 2011-12

| PUBLIC HEALTH FUND (208) BIOTERRORISM (434) | | | | | | | | |
|--|-------|-----------------------------|-------------------|-------------------|-------------------|-------------------------------|-------------------------------|------------------------------|
| OBJECT | # FTE | | 2008-09 ACTUAL | 2009-10 ACTUAL | 2010-11 BUDGET | 2011-12 PROPOSED BUDGET | 2011-12 APPROVED BUDGET | 2011-12 ADOPTED BUDGET |
| <u>REVENUE</u> | | | | | | | | |
| 33421 | | BIOTERRORISM PREPAREDNESS | 98,263 | 68,879 | 99,029 | 87,856 | 87,856 | 87,856 |
| 33426 | | PANDEMIC FLU/OREGON HEAL | 3,476 | - | - | - | - | - |
| TOTAL REVENUE | | | 101,739 | 68,879 | 99,029 | 87,856 | 87,856 | 87,856 |
| <u>EXPENDITURES</u> | | | | | | | | |
| PERSONAL SERVICES | | | | | | | | |
| SALARIES | | | | | | | | |
| 90202 | 0.09 | ENV. HEALTH PROGRAM MANAGER | - | 2,112 | 3,694 | 7,023 | 7,023 | 7,023 |
| 90207 | 0.11 | DIVISION MANAGER | - | - | - | 9,170 | 9,170 | 9,170 |
| 90209 | 0.05 | P/H DIVISION MGR | - | 2,322 | 3,694 | 3,881 | 3,881 | 3,881 |
| 90218 | - | BIOTERRORISM COORD. | 57,366 | 20,721 | - | - | - | - |
| 90222 | 0.05 | COMMUNITY HEALTH NURSE III | - | 218 | 3,109 | 3,266 | 3,266 | 3,266 |
| 90245 | 0.01 | ADMINISTRATIVE ASSISTANT | - | - | - | 186 | 186 | 186 |
| 90275 | 0.03 | BUDGET ANALYST | - | - | - | 1,604 | 1,604 | 1,604 |
| 90301 | 0.03 | OFFICE ASSISTANT II | - | - | - | 1,380 | 1,380 | 1,380 |
| 90313 | 0.05 | SANITARIAN II | - | 17 | 5,024 | 2,594 | 2,594 | 2,594 |
| 90328 | 0.10 | COMMUNITY HEALTH NURSE II | - | 472 | 5,174 | 5,956 | 5,956 | 5,956 |
| 90334 | 0.50 | SANITARIAN II | - | 308 | 25,122 | 26,391 | 26,391 | 26,391 |
| 90384 | 0.02 | SUPPLY CLERK | - | - | - | 900 | 900 | 900 |
| 90401 | | TEMPORARY EMPLOYEES | - | 2,990 | - | - | - | - |
| 90501 | | OVERTIME | 4,510 | 1,393 | - | - | - | - |
| 1.04 | | TOTAL SALARIES | 61,876 | 30,553 | 45,817 | 62,351 | 62,351 | 62,351 |
| BENEFITS & BURDENS | | | | | | | | |
| 90801 | | FICA | 4,575 | 2,242 | 3,505 | 4,770 | 4,770 | 4,770 |
| 90802 | | 401(K) RETIREMENT | 6,771 | 3,032 | 5,040 | 6,859 | 6,859 | 6,859 |
| 90804 | | HEALTH INSURANCE | 10,168 | 8,484 | 11,191 | 15,353 | 15,353 | 15,353 |
| 90805 | | DENTAL INSURANCE | 1,119 | 933 | 1,223 | 1,569 | 1,569 | 1,569 |
| 90806 | | LIFE INSURANCE | 52 | 41 | 61 | 75 | 75 | 75 |
| 90807 | | LTD INSURANCE | 128 | 102 | 120 | 146 | 146 | 146 |
| 90808 | | WORKER'S COMPENSATION | 839 | 1,477 | 211 | 1,597 | 1,597 | 1,597 |
| 90809 | | UNEMPLOYMENT | 577 | 1,421 | 916 | 1,247 | 1,247 | 1,247 |
| 90810 | | PEHP | 167 | 119 | 90 | 60 | 60 | 60 |
| TOTAL BENEFITS & BURDENS | | | 24,396 | 17,851 | 22,357 | 31,676 | 31,676 | 31,676 |
| TOTAL PERSONAL SERVICES | | | 86,272 | 48,404 | 68,174 | 94,027 | 94,027 | 94,027 |

LINCOLN COUNTY, OREGON
ANNUAL BUDGET
FY 2011-12

| | | PUBLIC HEALTH FUND (208) BIOTERRORISM (434) | | | | | |
|----------------------------|--------------------------|--|---------|---------|-----------------|-----------------|----------------|
| OBJECT | # FTE | 2008-09 | 2009-10 | 2010-11 | 2011-12 | 2011-12 | 2011-12 |
| | | ACTUAL | ACTUAL | BUDGET | PROPOSED BUDGET | APPROVED BUDGET | ADOPTED BUDGET |
| MATERIALS & SERVICES | | | | | | | |
| 91101 | TRAVEL REIMBURSEMENT | 1,655 | 1,455 | 3,000 | 500 | 500 | 500 |
| 91102 | MOTOR POOL | - | - | - | 5,000 | 5,000 | 5,000 |
| 91201 | MEALS & LODGING | 2,071 | 1,203 | 2,000 | 500 | 500 | 500 |
| 91401 | TELEPHONE | 108 | 908 | 1,000 | 4,814 | 4,814 | 4,814 |
| 91501 | POSTAGE | 95 | 2,325 | 3,000 | - | - | - |
| 91601 | PRINTING & PUBLICATIONS | - | 604 | 1,000 | - | - | - |
| 92901 | MEMBERSHIP FEES & DUES | 130 | - | - | - | - | - |
| 93901 | CONTRACTUAL SERVICES | - | 760 | - | - | - | - |
| 94101 | OFFICE SUPPLIES | - | 225 | 500 | 500 | 500 | 500 |
| 94102 | FURNITURE & EQUIP. UNDER | 4,407 | 5,671 | 2,000 | - | - | - |
| 94201 | PRINT SHOP | 15 | 1,607 | 1,500 | 500 | 500 | 500 |
| 94601 | FOOD & CLOTHING | - | 699 | 1,000 | - | - | - |
| 95101 | MED/LAB/XRAY | - | 10 | - | - | - | - |
| 95102 | MEDICAL SUPPLIES | - | 698 | 1,000 | - | - | - |
| 95201 | EDUCATION & LIBRARY | 200 | - | 1,000 | - | - | - |
| 95202 | CONTINUING EDUCATION | 658 | - | 1,462 | - | - | - |
| 95901 | OTHER SUPPLIES | 59 | 1,814 | 1,500 | 50 | 50 | 50 |
| 95907 | ADMIN.COSTS P/S | 12,401 | - | - | - | - | - |
| 95908 | ADMIN.COSTS M/S | 4,072 | - | - | - | - | - |
| 95910 | ADMINISTRATIVE COSTS | - | 10,936 | 10,893 | - | - | - |
| TOTAL MATERIALS & SERVICES | | 25,871 | 28,915 | 30,855 | 11,864 | 11,864 | 11,864 |
| TOTAL EXPENDITURES | | 112,143 | 77,319 | 99,029 | 105,891 | 105,891 | 105,891 |

LINCOLN COUNTY, OREGON

HEALTH AND HUMAN SERVICES FUND (208)

DEPARTMENT: INTERGEN ORAL HEALTH (439)

A COMMUNITY SERVICES PROGRAM

OBJECTIVE: Improve the long-term dental health of pregnant and post-partum women and their children.

WORK PLAN SUMMARY: A research study to increase utilization of preventative dental care by rural, low-income pregnant and postpartum women and their children. By educating parents and increasing preventative dental care measures for parents and children, this study hopes to demonstrate a reduction in dental caries in your children enrolled in baby Smiles. Clients are recruited for participation from the WIC program. A staff member trained in motivational interviewing conducts the research protocol.

REVENUE AND EXPENDITURE SUMMARY

| | <u>Actual</u> <u>2008-09</u> | <u>Actual</u> <u>2009-10</u> | <u>Budgeted</u> <u>2010-11</u> | <u>Proposed</u> <u>2011-12</u> | <u>Approved</u> <u>2011-12</u> | <u>Adopted</u> <u>2011-12</u> |
|----------------------|---------------------------------|---------------------------------|-----------------------------------|-----------------------------------|-----------------------------------|----------------------------------|
| Total Revenues | 0 | 40,284 | 53,505 | 51,005 | 51,005 | 61,005 |
| Personal Services | 0 | 28,883 | 40,641 | 54,286 | 54,286 | 54,286 |
| Materials & Services | 0 | 14,147 | 12,864 | 225 | 225 | 7,058 |
| Total Expenditures | 0 | 43,030 | 53,505 | 54,511 | 54,511 | 61,344 |
| Full-Time Positions | 0.00 | 0.00 | 0.55 | 0.69 | 0.69 | 0.69 |

EFFECTIVENESS INDICATORS: Successful recruitment, conducting and follow-up of study interventions.

INTERRELATIONSHIPS: University of Washington, Klamath County Health Department, local WIC clients, and local community stakeholders providing care to pregnant women.

LINCOLN COUNTY, OREGON
ANNUAL BUDGET
FY 2011-12

| | | PUBLIC HEALTH FUND (208) INTERGEN ORAL HEALTH (439) | | | | | |
|----------------------------|--------------------------------|--|-------------------|-------------------|-------------------------------|-------------------------------|------------------------------|
| OBJECT | # FTE | 2008-09 ACTUAL | 2009-10 ACTUAL | 2010-11 BUDGET | 2011-12 PROPOSED BUDGET | 2011-12 APPROVED BUDGET | 2011-12 ADOPTED BUDGET |
| | | <u>REVENUE</u> | | | | | |
| 33443 | DENTAL GRANT | - | 40,284 | 53,505 | 51,005 | 51,005 | 61,005 |
| TOTAL REVENUE | | - | 40,284 | 53,505 | 51,005 | 51,005 | 61,005 |
| | | <u>EXPENDITURES</u> | | | | | |
| | | PERSONAL SERVICES | | | | | |
| | | SALARIES | | | | | |
| 90209 | 0.05 COMMUNITY HEALTH NURSE IV | - | 5,227 | 3,694 | 3,881 | 3,881 | 3,881 |
| 90245 | 0.01 ADMINISTRATIVE ASSISTANT | - | - | - | 186 | 186 | 186 |
| 90275 | 0.03 BUDGET ANALYST | - | - | - | 1,604 | 1,604 | 1,604 |
| 90301 | 0.03 OFFICE ASSISTANT II | - | - | - | 1,380 | 1,380 | 1,380 |
| 90302 | 0.30 REGISTERED DIETICIAN/WIC | - | 11,141 | 13,965 | 17,093 | 17,093 | 17,093 |
| 90320 | 0.25 CLINIC ASSISTANT II | - | 5,558 | 9,341 | 9,813 | 9,813 | 9,813 |
| 90384 | 0.02 SUPPLY CLERK | - | - | - | 900 | 900 | 900 |
| 90401 | TEMPORARY EMPLOYEES | - | 1,035 | - | - | - | - |
| 90501 | OVERTIME | - | 349 | - | - | - | - |
| 0.69 | TOTAL SALARIES | - | 23,310 | 27,000 | 34,857 | 34,857 | 34,857 |
| | | BENEFITS & BURDENS | | | | | |
| 90801 | FICA | - | 1,770 | 2,066 | 2,667 | 2,667 | 2,667 |
| 90802 | 401(K) RETIREMENT | - | 2,450 | 2,970 | 3,834 | 3,834 | 3,834 |
| 90804 | HEALTH INSURANCE | - | - | 7,044 | 10,142 | 10,142 | 10,142 |
| 90805 | DENTAL INSURANCE | - | - | 770 | 1,036 | 1,036 | 1,036 |
| 90806 | LIFE INSURANCE | - | 34 | 40 | 49 | 49 | 49 |
| 90807 | LTD INSURANCE | - | 95 | 78 | 97 | 97 | 97 |
| 90808 | WORKER'S COMPENSATION | - | 816 | 124 | 893 | 893 | 893 |
| 90809 | UNEMPLOYMENT | - | 393 | 540 | 697 | 697 | 697 |
| 90810 | PEHP | - | 14 | 9 | 14 | 14 | 14 |
| TOTAL BENEFITS & BURDENS | | - | 5,572 | 13,641 | 19,429 | 19,429 | 19,429 |
| TOTAL PERSONAL SERVICES | | - | 28,882 | 40,641 | 54,286 | 54,286 | 54,286 |
| | | MATERIALS & SERVICES | | | | | |
| 91101 | TRAVEL REIMBURSEMENT | - | - | 4,552 | - | - | - |
| 91201 | MEALS/LODGING | - | 42 | 1,000 | - | - | - |
| 91601 | PRINTING & PUBLICATIONS | - | - | 500 | - | - | - |
| 94101 | OFFICE SUPPLIES | - | - | 200 | - | - | - |
| 94102 | FURN/EQUIP < \$10,000 | - | 1,129 | - | - | - | - |
| 94201 | PRINT SHOP | - | - | - | 25 | 25 | 25 |
| 94601 | FOOD & CLOTHING | - | 50 | - | 200 | 200 | 200 |
| 95202 | CONTINUING EDUCATION | - | - | 1,000 | - | - | - |
| 95901 | OTHER SUPPLIES | - | - | - | - | - | 6,833 |
| 95910 | ADMINISTRATIVE COSTS | - | 12,926 | 5,612 | - | - | - |
| TOTAL MATERIALS & SERVICES | | - | 14,147 | 12,864 | 225 | 225 | 7,058 |
| TOTAL EXPENDITURES | | - | 43,029 | 53,505 | 54,511 | 54,511 | 61,344 |

LINCOLN COUNTY, OREGON

HEALTH AND HUMAN SERVICES FUND (208)

DEPARTMENT: ENVIRONMENTAL HEALTH (440)

A COMMUNITY SERVICES PROGRAM

OBJECTIVE: Control incidence of communicable diseases associated with licensed public facilities (restaurants, motels, swimming pools, recreation parks, and organizational camps), school food service facilities and care facilities. Insure compliance of licensed facilities with state law and attendant administrative rules (ORS 431, 433, 434, 446, 448, 624). Respond to environmental hazards and complaints; provide information and referral; provide weeknight and weekend on-call coverage for environmental health/public health/communicable disease emergencies.

WORK PLAN SUMMARY: Conduct sanitation inspections of restaurants, pools, spas, motels and hotels, recreation parks, organizational camps, care facilities and school kitchens. Participate on department CD Team; investigate CD complaints related to food, water, and shellfish. Investigate animal bite reports, provide rabies prevention follow-up. Train food handlers annually.

REVENUE AND EXPENDITURE SUMMARY

| | Actual <u>2008-09</u> | Actual <u>2009-10</u> | Budgeted <u>2010-11</u> | Proposed <u>2011-12</u> | Approved <u>2011-12</u> | Adopted <u>2011-12</u> |
|---------------------------------|--------------------------|--------------------------|----------------------------|----------------------------|----------------------------|---------------------------|
| Total Revenues | 233,088 | 259,210 | 262,333 | 386,301 | 386,301 | 386,301 |
| Personal Services | 188,184 | 178,554 | 153,088 | 331,053 | 331,053 | 331,053 |
| Materials & Services | 92,256 | 87,704 | 109,245 | 44,500 | 44,500 | 44,500 |
| Total Expenditures | 280,440 | 266,258 | 262,333 | 375,553 | 375,553 | 375,553 |
| Full-Time Positions | 3.40 | 3.40 | 1.75 | 3.97 | 3.97 | 3.97 |

EFFECTIVENESS INDICATORS: Numbers of inspections conducted, disease/complaints investigated; emergencies responded to; complaints and questions received/resolved/referred. Audited by Oregon Health Division for compliance

RELATIONSHIPS: Oregon Health Division; Oregon Department of Environmental Quality; County building, electrical, plumbing inspectors; Oregon Department of Agriculture, Lincoln County School District, Oregon State Department of Education; Lincoln County residents and tourists; Lincoln County tourist facility operators; Lincoln County Sheriff's office including Animal Control Officers; City police departments within Lincoln County.

LINCOLN COUNTY, OREGON
ANNUAL BUDGET
FY 2011-12

| | | PUBLIC HEALTH FUND (208) ENVIRONMENTAL HEALTH (440) | | | | | |
|---------------------|--------------------------------|--|-------------------|-------------------|-------------------------------|-------------------------------|------------------------------|
| OBJECT | # FTE | 2008-09 ACTUAL | 2009-10 ACTUAL | 2010-11 BUDGET | 2011-12 PROPOSED BUDGET | 2011-12 APPROVED BUDGET | 2011-12 ADOPTED BUDGET |
| <u>REVENUE</u> | | | | | | | |
| 34565 | LICENSE & INSPECTION FEES | 227,874 | 244,383 | 236,000 | 236,000 | 236,000 | 236,000 |
| 34566 | FOODHANDLER FEES | 5,168 | 14,827 | 20,000 | 10,000 | 10,000 | 10,000 |
| 36990 | MISC REVENUE | 46 | - | - | - | - | - |
| 36992 | VITAL STATISTICS | - | - | - | 40,000 | 40,000 | 40,000 |
| 39250 | TRANSFER FR GENERAL FUND | - | - | 6,333 | 75,000 | 75,000 | 75,000 |
| 40000 | BEGINNING BALANCE | - | - | - | 25,301 | 25,301 | 25,301 |
| TOTAL REVENUE | | 233,088 | 259,210 | 262,333 | 386,301 | 386,301 | 386,301 |
| <u>EXPENDITURES</u> | | | | | | | |
| PERSONAL SERVICES | | | | | | | |
| SALARIES | | | | | | | |
| 90202 | 0.60 SANITARIAN III | 39,264 | 42,804 | 44,323 | 47,963 | 47,963 | 47,963 |
| 90205 | 0.04 FINANCIAL ADMIN ASSISTANT | - | - | - | 1,785 | 1,785 | 1,785 |
| 90207 | 0.11 PH DIVISION MANAGER | - | - | - | 9,170 | 9,170 | 9,170 |
| 90208 | 0.05 EXECUTIVE DIRECTOR | - | - | - | 4,304 | 4,304 | 4,304 |
| 90245 | 0.01 ADMINISTRATIVE ASSISTANT | - | - | - | 186 | 186 | 186 |
| 90271 | 0.04 EXECUTIVE ASSISTANT | - | - | - | 2,160 | 2,160 | 2,160 |
| 90275 | 0.03 BUDGET ANALYST | - | - | - | 1,604 | 1,604 | 1,604 |
| 90301 | 0.02 OFFICE ASSISTANT II | - | - | - | 1,380 | 1,380 | 1,380 |
| 90311 | 1.00 SANITARIAN TRAINEE | - | - | - | 49,752 | 49,752 | 49,752 |
| 90313 | 0.85 SANITARIAN II | 31,266 | 36,198 | 37,683 | 44,103 | 44,103 | 44,103 |
| 90330 | 0.80 OFFICE ASSISTANT II | 13,376 | - | - | 30,848 | 30,848 | 30,848 |
| 90334 | 0.40 SANITARIAN II | 32,358 | 34,393 | 20,098 | 21,113 | 21,113 | 21,113 |
| 90384 | 0.02 SUPPLY CLERK | - | - | - | 900 | 900 | 900 |
| 90501 | OVERTIME | 6,774 | 7,494 | 2,800 | - | - | - |
| 3.97 | TOTAL SALARIES | 123,038 | 120,889 | 104,904 | 215,268 | 215,268 | 215,268 |
| BENEFITS & BURDENS | | | | | | | |
| 90801 | FICA | 9,002 | 8,777 | 8,025 | 16,468 | 16,468 | 16,468 |
| 90802 | 401(K) RETIREMENT | 16,050 | 13,298 | 11,539 | 23,679 | 23,679 | 23,679 |
| 90804 | HEALTH INSURANCE | 32,874 | 28,729 | 23,040 | 58,800 | 58,800 | 58,800 |
| 90805 | DENTAL INSURANCE | 3,583 | 3,132 | 2,518 | 6,009 | 6,009 | 6,009 |
| 90806 | LIFE INSURANCE | 172 | 129 | 126 | 286 | 286 | 286 |
| 90807 | LTD INSURANCE | 421 | 325 | 247 | 560 | 560 | 560 |

LINCOLN COUNTY, OREGON
ANNUAL BUDGET
FY 2011-12

PUBLIC HEALTH FUND (208)
ENVIRONMENTAL HEALTH (440)

| OBJECT | # FTE | 2008-09 | 2009-10 | 2010-11 | 2011-12 | 2011-12 | 2011-12 |
|--------|----------------------------|---------|---------|---------|-----------------|-----------------|----------------|
| | | ACTUAL | ACTUAL | BUDGET | PROPOSED BUDGET | APPROVED BUDGET | ADOPTED BUDGET |
| 90808 | WORKER'S COMPENSATION | 1,697 | 1,722 | 483 | 5,492 | 5,492 | 5,492 |
| 90809 | UNEMPLOYMENT | 1,240 | 1,440 | 2,098 | 4,287 | 4,287 | 4,287 |
| 90810 | PEHP | 107 | 115 | 108 | 204 | 204 | 204 |
| | TOTAL BENEFITS & BURDENS | 65,146 | 57,667 | 48,184 | 115,785 | 115,785 | 115,785 |
| | TOTAL PERSONAL SERVICES | 188,184 | 178,556 | 153,088 | 331,053 | 331,053 | 331,053 |
| | MATERIALS & SERVICES | | | | | | |
| 91101 | TRAVEL REIMBURSEMENT | 3,256 | 1,324 | 2,342 | 2,000 | 2,000 | 2,000 |
| 91102 | MOTOR POOL | 13,597 | 14,321 | 13,800 | 11,100 | 11,100 | 11,100 |
| 91201 | MEALS & LODGING | 483 | 266 | 750 | 1,000 | 1,000 | 1,000 |
| 91501 | POSTAGE | 714 | 699 | 750 | 750 | 750 | 750 |
| 91601 | PRINTING & PUBLICATIONS | - | - | 100 | 500 | 500 | 500 |
| 92901 | MEMBERSHIP FEES & DUES | 15 | 1,000 | 500 | - | - | - |
| 93901 | CONTRACTUAL SERVICES | 8,842 | 4,573 | - | - | - | - |
| 94101 | OFFICE SUPPLIES | 167 | 855 | 1,000 | 1,000 | 1,000 | 1,000 |
| 94102 | FURN/EQUIP <\$10,000 | 469 | 204 | - | 1,050 | 1,050 | 1,050 |
| 94201 | PRINT SHOP | 48 | 217 | 400 | 500 | 500 | 500 |
| 95101 | MED/LAB/XRAY | 553 | 191 | 500 | 500 | 500 | 500 |
| 95202 | CONTINUING EDUCATION | 320 | 660 | 750 | 1,000 | 1,000 | 1,000 |
| 95901 | OTHER SUPPLIES | 1,344 | 708 | 700 | 3,100 | 3,100 | 3,100 |
| 95902 | FOODHANDLER CLASS SUPPLI | 323 | 369 | 500 | - | - | - |
| 95903 | STATE LICENSING PROGRAM | - | 15,098 | 22,000 | 22,000 | 22,000 | 22,000 |
| 95907 | ADMIN.COSTS P/S | 46,719 | - | - | - | - | - |
| 95908 | ADMIN.COSTS M/S | 15,406 | - | - | - | - | - |
| 95910 | ADMINISTRATIVE COSTS | - | 47,219 | 65,153 | - | - | - |
| | TOTAL MATERIALS & SERVICES | 92,256 | 87,704 | 109,245 | 44,500 | 44,500 | 44,500 |
| | TOTAL EXPENDITURES | 280,440 | 266,260 | 262,333 | 375,553 | 375,553 | 375,553 |

LINCOLN COUNTY, OREGON
HEALTH AND HUMAN SERVICES FUND (208)

DEPARTMENT: HIV PREVENTION (452)
A COMMUNITY SERVICES PROGRAM

OBJECTIVE: To reduce the transmission of HIV in Lincoln County residents.

WORK PLAN SUMMARY: Develop (for state approval) an annual HIV Prevention Plan and budget. Provide HIV testing and counseling services to identified populations who are at an increased risk of HIV. Provide consultation and education regarding prevention of HIV to Lincoln County residents, medical providers, and community organizations. Work collaboratively with partners to increase effectiveness of outreach efforts regarding HIV prevention. Provide and distribute condoms via HHS service sites and via community partners.

REVENUE AND EXPENDITURE SUMMARY

| | <u>Actual</u> <u>2008-09</u> | <u>Actual</u> <u>2009-10</u> | <u>Budgeted</u> <u>2010-11</u> | <u>Proposed</u> <u>2011-12</u> | <u>Approved</u> <u>2011-12</u> | <u>Adopted</u> <u>2011-12</u> |
|---------------------------------|---------------------------------|---------------------------------|-----------------------------------|-----------------------------------|-----------------------------------|----------------------------------|
| Total Revenues | 13,902 | 12,165 | 18,957 | 11,463 | 11,463 | 11,463 |
| Personal Services | 6,832 | 6,149 | 8,990 | 11,427 | 11,427 | 11,427 |
| Materials & Services | 12,642 | 12,007 | 9,967 | 9,292 | 9,292 | 9,292 |
| Total Expenditures | 19,474 | 18,156 | 18,957 | 20,719 | 20,719 | 20,719 |
| Full-Time Positions | 0.10 | 0.10 | 0.10 | 0.12 | 0.12 | 0.12 |

EFFECTIVENESS INDICATORS: Numbers of clients served, media publications, speaking engagements, pamphlets distributed, and number of HIV positive speakers in school engagements. Audits by Oregon Health Authority. Other measurable goals met as defined by the local HIV prevention plan.

INTERRELATIONSHIPS: Oregon Health Authority, other agencies, schools, health care providers, and Local HIV Community Planning Committee.

LINCOLN COUNTY, OREGON
ANNUAL BUDGET
FY 2011-12

PUBLIC HEALTH FUND (208)
HIV PREVENTION (452)

| OBJECT | # FTE | | 2008-09 | 2009-10 | 2010-11 | 2011-12 | 2011-12 | 2011-12 |
|----------------------|-------|----------------------------|---------|---------|---------|-----------------|-----------------|----------------|
| | | | ACTUAL | ACTUAL | BUDGET | PROPOSED BUDGET | APPROVED BUDGET | ADOPTED BUDGET |
| <u>REVENUE</u> | | | | | | | | |
| 33554 | | HIV PREVENTION | 13,902 | 12,165 | 12,604 | 11,463 | 11,463 | 11,463 |
| 39250 | | TRANSFER FR GENERAL FUND | - | - | 6,353 | - | - | - |
| | | TOTAL REVENUE | 13,902 | 12,165 | 18,957 | 11,463 | 11,463 | 11,463 |
| <u>EXPENDITURES</u> | | | | | | | | |
| PERSONAL SERVICES | | | | | | | | |
| SALARIES | | | | | | | | |
| 90218 | - | COORDINATOR | 1,202 | - | - | - | - | - |
| 90222 | 0.10 | COMMUNITY HEALTH NURSE III | 3,461 | 3,675 | 6,217 | 6,531 | 6,531 | 6,531 |
| 90245 | 0.01 | ADMINISTRATIVE ASSISTANT | - | - | - | 186 | 186 | 186 |
| 90384 | 0.02 | SUPPLY CLERK | - | - | - | 901 | 901 | 901 |
| | 0.13 | TOTAL SALARIES | 4,663 | 3,675 | 6,217 | 7,618 | 7,618 | 7,618 |
| BENEFITS & BURDENS | | | | | | | | |
| 90801 | | FICA | 348 | 274 | 476 | 583 | 583 | 583 |
| 90802 | | 401(K) RETIREMENT | 513 | 404 | 684 | 838 | 838 | 838 |
| 90804 | | HEALTH INSURANCE | 785 | 756 | 1,281 | 1,813 | 1,813 | 1,813 |
| 90805 | | DENTAL INSURANCE | 88 | 83 | 140 | 185 | 185 | 185 |
| 90806 | | LIFE INSURANCE | 4 | 4 | 7 | 8 | 8 | 8 |
| 90807 | | LTD INSURANCE | 10 | 9 | 14 | 17 | 17 | 17 |
| 90808 | | WORKER'S COMPENSATION | 315 | 448 | 29 | 195 | 195 | 195 |
| 90809 | | UNEMPLOYMENT | 92 | 486 | 124 | 152 | 152 | 152 |
| 90810 | | PEHP | 14 | 11 | 18 | 18 | 18 | 18 |
| | | TOTAL BENEFITS & BURDENS | 2,169 | 2,475 | 2,773 | 3,809 | 3,809 | 3,809 |
| | | TOTAL PERSONAL SERVICES | 6,832 | 6,150 | 8,990 | 11,427 | 11,427 | 11,427 |
| MATERIALS & SERVICES | | | | | | | | |
| 91101 | | TRAVEL REIMBURSEMENT | 297 | - | - | 86 | 86 | 86 |
| 91201 | | MEALS & LODGING | 255 | - | - | - | - | - |
| 91501 | | POSTAGE | 18 | 1 | 330 | - | - | - |
| 91601 | | PRINTING & PUBLICATIONS | - | - | - | 38 | 38 | 38 |
| 93901 | | CONTRACTUAL SERVICES | 9,000 | 7,928 | 8,000 | 8,000 | 8,000 | 8,000 |
| 94201 | | PRINT SHOP | 16 | 3 | - | 100 | 100 | 100 |
| 94601 | | FOOD & CLOTHING | - | 95 | - | 70 | 70 | 70 |

LINCOLN COUNTY, OREGON
ANNUAL BUDGET
FY 2011-12

PUBLIC HEALTH FUND (208)
HIV PREVENTION (452)

| OBJECT | # FTE | 2008-09 ACTUAL | 2009-10 ACTUAL | 2010-11 BUDGET | 2011-12 | 2011-12 | 2011-12 |
|--------|----------------------------|-------------------|-------------------|-------------------|--------------------|--------------------|-------------------|
| | | | | | PROPOSED BUDGET | APPROVED BUDGET | ADOPTED BUDGET |
| 95102 | MEDICAL SUPPLIES | 1,028 | 775 | - | 450 | 450 | 450 |
| 95901 | OTHER SUPPLIES | 403 | 675 | 491 | 548 | 548 | 548 |
| 95907 | ADMIN.COSTS P/S | 1,222 | - | - | - | - | - |
| 95908 | ADMIN.COSTS M/S | 403 | - | - | - | - | - |
| 95910 | ADMINISTRATIVE COSTS | - | 2,530 | 1,146 | - | - | - |
| | TOTAL MATERIALS & SERVICES | 12,642 | 12,007 | 9,967 | 9,292 | 9,292 | 9,292 |
| | TOTAL EXPENDITURES | 19,474 | 18,157 | 18,957 | 20,719 | 20,719 | 20,719 |

LINCOLN COUNTY, OREGON

HEALTH AND HUMAN SERVICES FUND (208)

DEPARTMENT: HIV-RYAN WHITE (453)

A COMMUNITY SERVICES PROGRAM

OBJECTIVE: Provide nursing and social case management services for all individuals positive for HIV/AIDS and their families.

WORK PLAN SUMMARY: Provide individual client assessment to determine acuity level, facilitate referrals and care coordination for necessary medical, dental, pharmaceutical, and oral health services. Support clients in obtaining necessary social services to include adequate housing, financial supports, coverage for medical care, transportation, food/nutrition, etc. Provide financial support for un-met needs according to state and Federal policies. Document all services and time in state data system as well as maintain confidential client clinical record. Observe all required confidentiality requirement in all transactions with and on behalf of client. Attend required trainings related to case management and data entry systems.

REVENUE AND EXPENDITURE SUMMARY

| | <u>Actual</u> <u>2008-09</u> | <u>Actual</u> <u>2009-10</u> | <u>Budgeted</u> <u>2010-11</u> | <u>Proposed</u> <u>2011-12</u> | <u>Approved</u> <u>2011-12</u> | <u>Adopted</u> <u>2011-12</u> |
|---------------------------------|---------------------------------|---------------------------------|-----------------------------------|-----------------------------------|-----------------------------------|----------------------------------|
| Total Revenues | 58,650 | 45,166 | 41,784 | 41,784 | 41,784 | 46,459 |
| Personal Services | 29,420 | 33,698 | 22,473 | 31,206 | 31,206 | 31,206 |
| Materials & Services | 25,887 | 15,748 | 19,311 | 11,971 | 11,971 | 14,702 |
| Total Expenditures | 55,307 | 49,446 | 41,784 | 43,177 | 43,177 | 45,908 |
| Full-Time Positions | 0.55 | 0.55 | 0.25 | 0.34 | 0.34 | 0.34 |

EFFECTIVENESS INDICATORS: Number of clients kept in medical care with case management audits by State Health Organization.

INTERRELATIONSHIPS: Oregon Health Authority, other county health departments, health care providers, and other service agencies.

LINCOLN COUNTY, OREGON
ANNUAL BUDGET
FY 2011-12

PUBLIC HEALTH FUND (208)
HIV - RYAN WHITE (453)

| OBJECT | # FTE | | 2008-09 | 2009-10 | 2010-11 | 2011-12 | 2011-12 | 2011-12 |
|--------------------------|-------|----------------------------|---------|---------|---------|-----------------|-----------------|----------------|
| | | | ACTUAL | ACTUAL | BUDGET | PROPOSED BUDGET | APPROVED BUDGET | ADOPTED BUDGET |
| <u>REVENUE</u> | | | | | | | | |
| 33556 | | RYAN WHITE CASE MGMT | 44,148 | 33,001 | 29,813 | 29,813 | 29,813 | 32,949 |
| 33557 | | RYAN WHITE SUPPORT | 14,502 | 12,165 | 11,971 | 11,971 | 11,971 | 13,510 |
| TOTAL REVENUE | | | 58,650 | 45,166 | 41,784 | 41,784 | 41,784 | 46,459 |
| <u>EXPENDITURES</u> | | | | | | | | |
| PERSONAL SERVICES | | | | | | | | |
| SALARIES | | | | | | | | |
| 90218 | - | PH EMERG PREP PLANNER | 2,608 | - | - | - | - | - |
| 90222 | 0.28 | COMMUNITY HEALTH NURSE III | 17,731 | 23,144 | 15,542 | 17,961 | 17,961 | 17,961 |
| 90245 | 0.01 | ADMINISTRATIVE ASSISTANT | - | - | - | 186 | 186 | 186 |
| 90275 | 0.03 | BUDGET ANALYST | - | - | - | 1,604 | 1,604 | 1,604 |
| 90301 | 0.03 | OFFICE ASSISTANT II | - | - | - | 1,212 | 1,212 | 1,212 |
| 90401 | | TEMPORARY EMPLOYEES | 634 | - | - | - | - | - |
| | 0.35 | TOTAL SALARIES | 20,973 | 23,144 | 15,542 | 20,963 | 20,963 | 20,963 |
| BENEFITS & BURDENS | | | | | | | | |
| 90801 | | FICA | 1,568 | 1,727 | 1,189 | 1,511 | 1,511 | 1,511 |
| 90802 | | 401(K) RETIREMENT | 2,237 | 2,546 | 1,710 | 2,173 | 2,173 | 2,173 |
| 90804 | | HEALTH INSURANCE | 3,522 | 4,594 | 3,202 | 5,001 | 5,001 | 5,001 |
| 90805 | | DENTAL INSURANCE | 393 | 507 | 350 | 511 | 511 | 511 |
| 90806 | | LIFE INSURANCE | 18 | 22 | 18 | 22 | 22 | 22 |
| 90807 | | LTD INSURANCE | 45 | 55 | 35 | 43 | 43 | 43 |
| 90808 | | WORKER'S COMPENSATION | 432 | 508 | 71 | 537 | 537 | 537 |
| 90809 | | UNEMPLOYMENT | 170 | 524 | 311 | 395 | 395 | 395 |
| 90810 | | PEHP | 62 | 70 | 45 | 50 | 50 | 50 |
| TOTAL BENEFITS & BURDENS | | | 8,447 | 10,553 | 6,931 | 10,243 | 10,243 | 10,243 |
| TOTAL PERSONAL SERVICES | | | 29,420 | 33,697 | 22,473 | 31,206 | 31,206 | 31,206 |
| MATERIALS & SERVICES | | | | | | | | |
| 91101 | | TRAVEL REIMBURSEMENT | 228 | 2 | 500 | - | - | 300 |
| 91201 | | MEALS & LODGING | 116 | - | - | - | - | - |
| 91501 | | POSTAGE | 54 | 86 | 150 | - | - | 150 |
| 92901 | | MEMBERSHIP FEES & DUES | - | 38 | - | - | - | - |
| 95102 | | MEDICAL SUPPLIES | 100 | - | 1,593 | - | - | 742 |
| 95201 | | EDUCATION & LIBRARY | - | 13 | - | - | - | - |

LINCOLN COUNTY, OREGON
ANNUAL BUDGET
FY 2011-12

PUBLIC HEALTH FUND (208)
HIV - RYAN WHITE (453)

| OBJECT | # FTE | 2008-09 | 2009-10 | 2010-11 | 2011-12 | 2011-12 | 2011-12 |
|--------|----------------------------|---------|---------|---------|-----------------|-----------------|----------------|
| | | ACTUAL | ACTUAL | BUDGET | PROPOSED BUDGET | APPROVED BUDGET | ADOPTED BUDGET |
| 95901 | OTHER SUPPLIES | - | - | 500 | - | - | - |
| 95902 | CLIENT EXPENSE | 15,499 | 13,080 | 11,971 | 11,971 | 11,971 | 13,510 |
| 95907 | ADMIN.COSTS P/S | 7,436 | - | - | - | - | - |
| 95908 | ADMIN.COSTS M/S | 2,454 | - | - | - | - | - |
| 95910 | ADMINISTRATIVE COSTS | - | 2,530 | 4,597 | - | - | - |
| | TOTAL MATERIALS & SERVICES | 25,887 | 15,749 | 19,311 | 11,971 | 11,971 | 14,702 |
| | TOTAL EXPENDITURES | 55,307 | 49,446 | 41,784 | 43,177 | 43,177 | 45,908 |

LINCOLN COUNTY, OREGON

HEALTH AND HUMAN SERVICES FUND (208)

DEPARTMENT: IMMUNIZATION ACTION PLAN (457)

A COMMUNITY SERVICES PROGRAM

OBJECTIVE: To control the incidence of vaccine-preventable diseases in Lincoln County residents in compliance with ORS 431, 433 and 434.

WORK PLAN SUMMARY: Monitor immunization rates in Lincoln County. Participate in and promote use of state wide Immunization registry. Provide immunizations to infants, children, and adults. Provide flu and pneumonia shots. Work collaboratively with school district, Head Start, pre-school and day-care providers to meet the requirements of immunization according to School Exclusion Law as identified in ORS, Based on Quality Review principles, design and implement special projects to increase protection of population health using specific vaccinations.

REVENUE AND EXPENDITURE SUMMARY

| | <u>Actual</u> <u>2008-09</u> | <u>Actual</u> <u>2009-10</u> | <u>Budgeted</u> <u>2010-11</u> | <u>Proposed</u> <u>2011-12</u> | <u>Approved</u> <u>2011-12</u> | <u>Adopted</u> <u>2011-12</u> |
|---------------------------------|---------------------------------|---------------------------------|-----------------------------------|-----------------------------------|-----------------------------------|----------------------------------|
| Total Revenues | 9,317 | 8,523 | 25,545 | 19,587 | 19,587 | 19,587 |
| Personal Services | 8,010 | 12,871 | 21,930 | 29,528 | 29,528 | 29,528 |
| Materials & Services | 2,075 | 7,474 | 3,615 | 14 | 14 | 14 |
| Total Expenditures | 10,085 | 20,345 | 25,545 | 29,542 | 29,542 | 29,542 |
| Full-Time Positions | 0.15 | 0.15 | 0.30 | 0.36 | 0.36 | 0.36 |

EFFECTIVENESS INDICATORS: Increase in number of clients who are up-to-date on immunizations. Audit of immunization records by Oregon Health Authority.

INTERRELATIONSHIPS: Oregon Health Division, local health care providers. Other county health departments, Lincoln County School District, day care centers, childcare providers.

LINCOLN COUNTY, OREGON
ANNUAL BUDGET
FY 2011-12

| | | PUBLIC HEALTH FUND (208) IMMUNIZATION ACTION PLAN (457) | | | | | |
|----------------------|--------------------------------|--|-------------------|-------------------|-------------------------------|-------------------------------|------------------------------|
| OBJECT | # FTE | 2008-09 ACTUAL | 2009-10 ACTUAL | 2010-11 BUDGET | 2011-12 PROPOSED BUDGET | 2011-12 APPROVED BUDGET | 2011-12 ADOPTED BUDGET |
| <u>REVENUE</u> | | | | | | | |
| 33558 | IMMUN. ACTION PLAN GRANT | 9,317 | 8,523 | 23,776 | 19,587 | 19,587 | 19,587 |
| 39250 | TRANSFER FR GENERAL FUND | - | - | 1,769 | - | - | - |
| | TOTAL REVENUE | 9,317 | 8,523 | 25,545 | 19,587 | 19,587 | 19,587 |
| <u>EXPENDITURES</u> | | | | | | | |
| PERSONAL SERVICES | | | | | | | |
| SALARIES | | | | | | | |
| 90222 | 0.05 COMMUNITY HEALTH NURSE | - | - | 3,108 | 3,266 | 3,266 | 3,266 |
| 90245 | 0.01 ADMINISTRATIVE ASSISTANT | - | - | - | 186 | 186 | 186 |
| 90301 | 0.03 OFFICE ASSISTANT II | - | - | - | 1,380 | 1,380 | 1,380 |
| 90314 | 0.10 CLINIC ASSISTANT II | 3,906 | 2,926 | 4,247 | 4,462 | 4,462 | 4,462 |
| 90328 | 0.15 COMMUNITY HEALTH NURSE II | - | 7,397 | 7,173 | 8,933 | 8,933 | 8,933 |
| 90340 | - CLINIC ASSISTANT | 716 | - | - | - | - | - |
| 90384 | 0.02 SUPPLY CLERK | - | - | - | 900 | 900 | 900 |
| 90401 | TEMPORARY EMPLOYEES | 652 | - | - | - | - | - |
| 90501 | OVERTIME | - | 57 | - | - | - | - |
| | TOTAL SALARIES | 5,274 | 10,380 | 14,528 | 19,127 | 19,127 | 19,127 |
| | 0.36 | | | | | | |
| BENEFITS & BURDENS | | | | | | | |
| 90801 | FICA | 390 | 755 | 1,111 | 1,463 | 1,463 | 1,463 |
| 90802 | 401(K) RETIREMENT | 508 | 1,142 | 1,598 | 2,104 | 2,104 | 2,104 |
| 90804 | HEALTH INSURANCE | 1,241 | (439) | 3,842 | 5,334 | 5,334 | 5,334 |
| 90805 | DENTAL INSURANCE | 138 | (53) | 420 | 545 | 545 | 545 |
| 90806 | LIFE INSURANCE | 6 | (1) | 22 | 24 | 24 | 24 |
| 90807 | LTD INSURANCE | 16 | (2) | 42 | 48 | 48 | 48 |
| 90808 | WORKER'S COMPENSATION | 359 | 543 | 67 | 490 | 490 | 490 |
| 90809 | UNEMPLOYMENT | 78 | 546 | 291 | 383 | 383 | 383 |
| 90810 | PEHP | - | - | 9 | 10 | 10 | 10 |
| | TOTAL BENEFITS & BURDENS | 2,736 | 2,491 | 7,402 | 10,401 | 10,401 | 10,401 |
| | TOTAL PERSONAL SERVICES | 8,010 | 12,871 | 21,930 | 29,528 | 29,528 | 29,528 |
| MATERIALS & SERVICES | | | | | | | |
| 91101 | TRAVEL REIMBURSEMENT | 1 | 149 | 500 | 10 | 10 | 10 |
| 91201 | MEALS & LODGING | - | 154 | - | - | - | - |
| 91501 | POSTAGE | 21 | - | 500 | 4 | 4 | 4 |
| 94201 | PRINT SHOP | 12 | - | - | - | - | - |
| 95901 | OTHER SUPPLIES | 30 | - | - | - | - | - |
| 95907 | ADMIN.COSTS P/S | 1,515 | - | - | - | - | - |
| 95908 | ADMIN.COSTS M/S | 496 | - | - | - | - | - |
| 95910 | ADMINISTRATIVE COSTS | - | 7,171 | 2,615 | - | - | - |
| | TOTAL MATERIALS & SERVICES | 2,075 | 7,474 | 3,615 | 14 | 14 | 14 |
| | TOTAL EXPENDITURES | 10,085 | 20,345 | 25,545 | 29,542 | 29,542 | 29,542 |

LINCOLN COUNTY, OREGON

HEALTH AND HUMAN SERVICES FUND (208)

DEPARTMENT: NON-PAID HOME VISITS (461)

A COMMUNITY SERVICES PROGRAM

OBJECTIVE: Provide preventive screening and health services to infants and education to parents to improve potential for normal growth and development.

WORK PLAN SUMMARY: Provide home visits to newborns and home visits to high-risk infants.

REVENUE AND EXPENDITURE SUMMARY

| | <u>Actual</u> <u>2008-09</u> | <u>Actual</u> <u>2009-10</u> | <u>Budgeted</u> <u>2010-11</u> | <u>Proposed</u> <u>2011-12</u> | <u>Approved</u> <u>2011-12</u> | <u>Adopted</u> <u>2011-12</u> |
|----------------------|---------------------------------|---------------------------------|-----------------------------------|-----------------------------------|-----------------------------------|----------------------------------|
| Total Revenues | 30,564 | 29,473 | 51,192 | 30,255 | 30,255 | 30,255 |
| Personal Services | 44,748 | 39,701 | 46,764 | 58,300 | 58,300 | 58,300 |
| Materials & Services | 12,710 | 15,551 | 4,428 | 604 | 604 | 604 |
| Total Expenditures | 57,458 | 55,252 | 51,192 | 58,904 | 58,904 | 58,904 |
| Full-Time Positions | 0.60 | 0.60 | 0.55 | 0.66 | 0.66 | 0.66 |

EFFECTIVENESS INDICATORS: Actual counts of clients served and home visits made.

INTERRELATIONSHIPS: Local physicians (pediatricians, obstetricians), Children Services Division, Adult and Family Services, WIC, schools, daycare, Good Samaritan Hospital OB department; Pacific Communities Hospital, North Lincoln Hospital, Florence Hospital.

LINCOLN COUNTY, OREGON
ANNUAL BUDGET
FY 2011-12

PUBLIC HEALTH FUND (208)
HOME VISITS - FEDERAL (461)

| OBJECT | # FTE | | 2008-09 ACTUAL | 2009-10 ACTUAL | 2010-11 BUDGET | 2011-12 PROPOSED BUDGET | 2011-12 APPROVED BUDGET | 2011-12 ADOPTED BUDGET |
|----------------------|-------|--------------------------|-------------------|-------------------|-------------------|-------------------------------|-------------------------------|------------------------------|
| <u>REVENUE</u> | | | | | | | | |
| 33565 | | CHILD/ADOLESCENT HEALTH | 30,564 | 29,473 | 30,255 | 30,255 | 30,255 | 30,255 |
| 39250 | | TRANSFER FR GENERAL FUND | - | - | 20,937 | - | - | - |
| | | TOTAL REVENUE | 30,564 | 29,473 | 51,192 | 30,255 | 30,255 | 30,255 |
| <u>EXPENDITURES</u> | | | | | | | | |
| PERSONAL SERVICES | | | | | | | | |
| SALARIES | | | | | | | | |
| 90245 | 0.01 | ADMINISTRATIVE ASSISTANT | - | - | - | 186 | 186 | 186 |
| 90301 | 0.03 | OFFICE ASSISTANT II | - | - | - | 1,380 | 1,380 | 1,380 |
| 90306 | 0.20 | COMMUNITY HEALTH NURSE I | 11,657 | 11,207 | 12,667 | 13,308 | 13,308 | 13,308 |
| 90312 | 0.05 | OFFICE ASSISTANT II | 2,217 | - | - | 2,128 | 2,128 | 2,128 |
| 90381 | 0.30 | COMMUNITY HEALTH NURSE I | 15,994 | 13,425 | 17,473 | 18,540 | 18,540 | 18,540 |
| 90384 | 0.02 | SUPPLY CLERK | - | - | - | 900 | 900 | 900 |
| 90385 | 0.05 | COMMUNITY HEALTH NURSE I | 1,764 | 1,643 | 1,924 | 2,022 | 2,022 | 2,022 |
| | 0.66 | TOTAL SALARIES | 31,632 | 26,275 | 32,064 | 38,464 | 38,464 | 38,464 |
| BENEFITS & BURDENS | | | | | | | | |
| 90801 | | FICA | 2,211 | 1,765 | 2,453 | 2,942 | 2,942 | 2,942 |
| 90802 | | 401(K) RETIREMENT | 3,480 | 2,890 | 3,527 | 4,231 | 4,231 | 4,231 |
| 90804 | | HEALTH INSURANCE | 5,620 | 6,002 | 7,044 | 9,773 | 9,773 | 9,773 |
| 90805 | | DENTAL INSURANCE | 616 | 648 | 770 | 999 | 999 | 999 |
| 90806 | | LIFE INSURANCE | 35 | 35 | 40 | 46 | 46 | 46 |
| 90807 | | LTD INSURANCE | 86 | 89 | 78 | 91 | 91 | 91 |
| 90808 | | WORKER'S COMPENSATION | 725 | 1,058 | 147 | 985 | 985 | 985 |
| 90809 | | UNEMPLOYMENT | 343 | 939 | 641 | 769 | 769 | 769 |
| | | TOTAL BENEFITS & BURDENS | 13,116 | 13,426 | 14,700 | 19,836 | 19,836 | 19,836 |
| | | TOTAL PERSONAL SERVICES | 44,748 | 39,701 | 46,764 | 58,300 | 58,300 | 58,300 |
| MATERIALS & SERVICES | | | | | | | | |
| 91101 | | TRAVEL REIMBURSEMENT | 81 | 28 | - | - | - | - |
| 91102 | | MOTOR POOL | 992 | 946 | 1,000 | 604 | 604 | 604 |
| 91501 | | POSTAGE | 2 | 1 | 100 | - | - | - |

LINCOLN COUNTY, OREGON
ANNUAL BUDGET
FY 2011-12

PUBLIC HEALTH FUND (208)
HOME VISITS - FEDERAL (461)

| OBJECT | # FTE | 2008-09 ACTUAL | 2009-10 ACTUAL | 2010-11 BUDGET | 2011-12 | 2011-12 | 2011-12 |
|--------|----------------------------|-------------------|-------------------|-------------------|--------------------|--------------------|-------------------|
| | | | | | PROPOSED BUDGET | APPROVED BUDGET | ADOPTED BUDGET |
| 91601 | PRINTING & PUBLICATIONS | 88 | - | - | - | - | - |
| 95202 | CONTINUING EDUCATION | 250 | - | - | - | - | - |
| 95901 | OTHER SUPPLIES | 13 | 524 | - | - | - | - |
| 95907 | ADMIN.COSTS P/S | 8,488 | - | - | - | - | - |
| 95908 | ADMIN.COSTS M/S | 2,796 | - | - | - | - | - |
| 95910 | ADMINISTRATIVE COSTS | - | 14,051 | 3,328 | - | - | - |
| | TOTAL MATERIALS & SERVICES | 12,710 | 15,550 | 4,428 | 604 | 604 | 604 |
| | TOTAL EXPENDITURES | 57,458 | 55,251 | 51,192 | 58,904 | 58,904 | 58,904 |

LINCOLN COUNTY, OREGON

HEALTH AND HUMAN SERVICES FUND (208)

DEPARTMENT: CLEAN WATER (490)

A COMMUNITY SERVICES PROGRAM

OBJECTIVE: Control incidence of communicable diseases associated with public water systems. Insure compliance of water systems with state law and attendant administrative rules (ORS 448).

WORK PLAN SUMMARY: Assist public water systems to correct problems that would result in contaminated drinking water. Investigate waterborne illnesses and complaints. Participate as a first responder on the emergency response team. Respond to water quality alerts, violations, and significant non-compliance issues. Take appropriate enforcement action as necessary. Conduct sanitary surveys to follow up on significant deficiencies. Assist operators with emergency response plans. Document new water systems and keep all of the information accurate.

REVENUE AND EXPENDITURE SUMMARY

| | <u>Actual</u> <u>2008-09</u> | <u>Actual</u> <u>2009-10</u> | <u>Budgeted</u> <u>2010-11</u> | <u>Proposed</u> <u>2011-12</u> | <u>Approved</u> <u>2011-12</u> | <u>Adopted</u> <u>2011-12</u> |
|----------------------|---------------------------------|---------------------------------|-----------------------------------|-----------------------------------|-----------------------------------|----------------------------------|
| Total Revenues | 38,624 | 26,202 | 27,948 | 32,734 | 32,734 | 32,734 |
| Personal Services | 30,085 | 18,620 | 24,142 | 32,365 | 32,365 | 32,365 |
| Materials & Services | 8,505 | 11,699 | 3,806 | 369 | 369 | 369 |
| Total Expenditures | 38,590 | 30,319 | 27,948 | 32,734 | 32,734 | 32,734 |
| Full-Time Positions | 0.45 | 0.45 | 0.30 | 0.41 | 0.41 | 0.41 |

EFFECTIVENESS INDICATORS: Reports on illness and complaint investigations, alerts, and violations. Participate in disaster preparedness training. Documentation of work with significant non-compliant entities to comply. Sanitary surveys and reports on follow up work. Accurate inventory for drinking water systems. Audited by Oregon Health Division for effectiveness.

INTERRELATIONSHIPS: Oregon Health Division, County building, electrical, plumbing inspectors, public water system operators.

LINCOLN COUNTY, OREGON
ANNUAL BUDGET
FY 2011-12

PUBLIC HEALTH FUND (208)
WATER QUALITY (490)

| OBJECT | # FTE | | 2008-09 | 2009-10 | 2010-11 | 2011-12 | 2011-12 | 2011-12 |
|--------------------------|-------|-----------------------------|---------|---------|---------|-----------------|-----------------|----------------|
| | | | ACTUAL | ACTUAL | BUDGET | PROPOSED BUDGET | APPROVED BUDGET | ADOPTED BUDGET |
| <u>REVENUE</u> | | | | | | | | |
| 33527 | | WATER QUALITY FEDERAL GR | 12,024 | 10,592 | 11,000 | 11,000 | 11,000 | 11,000 |
| 33528 | | SANITARY SURVEY PROGRAM | 26,600 | 15,610 | 16,000 | 16,000 | 16,000 | 16,000 |
| 39250 | | TRANSFER FR GENERAL FUND | - | - | 948 | 2,724 | 2,724 | 2,724 |
| 40000 | | BEGINNING BALANCE | - | - | - | 3,010 | 3,010 | 3,010 |
| TOTAL REVENUE | | | 38,624 | 26,202 | 27,948 | 32,734 | 32,734 | 32,734 |
| <u>EXPENDITURES</u> | | | | | | | | |
| PERSONAL SERVICES | | | | | | | | |
| SALARIES | | | | | | | | |
| 90202 | 0.05 | ENV. HEALTH PROGRAM MANAGER | 9,167 | 3,682 | 3,694 | 3,997 | 3,997 | 3,997 |
| 90245 | 0.01 | ADMINISTRATIVE ASSISTANT | - | - | - | 186 | 186 | 186 |
| 90301 | 0.03 | OFFICE ASSISTANT II | - | - | - | 1,380 | 1,380 | 1,380 |
| 90313 | 0.10 | SANITARIAN II | 4,728 | 4,358 | 7,537 | 5,189 | 5,189 | 5,189 |
| 90330 | 0.10 | OFFICE ASSISTANT II | 3,355 | - | - | 3,856 | 3,856 | 3,856 |
| 90334 | 0.10 | SANITARIAN II | 3,762 | 3,302 | 5,024 | 5,278 | 5,278 | 5,278 |
| 90384 | 0.02 | SUPPLY CLERK | - | - | - | 900 | 900 | 900 |
| | 0.41 | TOTAL SALARIES | 21,012 | 11,342 | 16,255 | 20,786 | 20,786 | 20,786 |
| BENEFITS & BURDENS | | | | | | | | |
| 90801 | | FICA | 1,540 | 824 | 1,244 | 1,577 | 1,577 | 1,577 |
| 90802 | | 401(K) RETIREMENT | 2,131 | 1,248 | 1,788 | 2,268 | 2,268 | 2,268 |
| 90804 | | HEALTH INSURANCE | 3,916 | 2,828 | 3,950 | 6,073 | 6,073 | 6,073 |
| 90805 | | DENTAL INSURANCE | 411 | 303 | 432 | 621 | 621 | 621 |
| 90806 | | LIFE INSURANCE | 21 | 14 | 22 | 29 | 29 | 29 |
| 90807 | | LTD INSURANCE | 51 | 34 | 42 | 57 | 57 | 57 |
| 90808 | | WORKER'S COMPENSATION | 693 | 951 | 75 | 533 | 533 | 533 |
| 90809 | | UNEMPLOYMENT | 289 | 1,068 | 325 | 412 | 412 | 412 |
| 90810 | | PEHP | 21 | 9 | 9 | 9 | 9 | 9 |
| TOTAL BENEFITS & BURDENS | | | 9,073 | 7,279 | 7,887 | 11,579 | 11,579 | 11,579 |
| TOTAL PERSONAL SERVICES | | | 30,085 | 18,621 | 24,142 | 32,365 | 32,365 | 32,365 |
| MATERIALS & SERVICES | | | | | | | | |
| 91101 | | TRAVEL REIMBURSEMENT | 457 | 48 | 500 | 319 | 319 | 319 |
| 91501 | | POSTAGE | 28 | 22 | 50 | 50 | 50 | 50 |
| 95101 | | MED/LAB/XRAY | 140 | - | - | - | - | - |

LINCOLN COUNTY, OREGON
ANNUAL BUDGET
FY 2011-12

PUBLIC HEALTH FUND (208)
WATER QUALITY (490)

| OBJECT | # FTE | | 2008-09 | 2009-10 | 2010-11 | 2011-12 | 2011-12 | 2011-12 |
|--------|-------|----------------------------|---------|---------|---------|-----------------|-----------------|----------------|
| | | | ACTUAL | ACTUAL | BUDGET | PROPOSED BUDGET | APPROVED BUDGET | ADOPTED BUDGET |
| 95901 | | OTHER SUPPLIES | - | 591 | 286 | - | - | - |
| 95907 | | ADMIN.COSTS P/S | 5,923 | - | - | - | - | - |
| 95908 | | ADMIN.COSTS M/S | 1,957 | - | - | - | - | - |
| 95910 | | ADMINISTRATIVE COSTS | - | 11,038 | 2,970 | - | - | - |
| | | TOTAL MATERIALS & SERVICES | 8,505 | 11,699 | 3,806 | 369 | 369 | 369 |
| | | TOTAL EXPENDITURES | 38,590 | 30,320 | 27,948 | 32,734 | 32,734 | 32,734 |

LINCOLN COUNTY, OREGON
ANNUAL BUDGET
FY 2011-12

**MENTAL HEALTH FUND (209)
SUMMARY**

| DEPT # | # FTE* | | 2008-09 ACTUAL | 2009-10 ACTUAL | 2010-11 BUDGET | 2011-12 PROPOSED BUDGET | 2011-12 APPROVED BUDGET | 2011-12 ADOPTED BUDGET |
|--|--------|---------------------------------|-------------------|-------------------|-------------------|-------------------------------|-------------------------------|------------------------------|
| 420 | 12.29 | ADULT MENTAL HEALTH SERVICES | - | - | 1,580,966 | 1,211,191 | 1,211,191 | 1,211,191 |
| 422 | 6.03 | MENTAL HEALTH CASE MANAGEMENT | - | - | 784,386 | 601,243 | 601,243 | 616,652 |
| 423 | 20.09 | CHRONIC SUPPORT/DAY TREATMENT | - | 390 | 2,389,259 | 2,468,174 | 2,468,174 | 2,457,071 |
| 426 | - | MANAGED CARE PROGRAM | 1,859,751 | 1,702,992 | 2,859,940 | 2,265,513 | 2,265,513 | 2,265,513 |
| 427 | 6.79 | CHEMICAL DEPENDENCY | - | - | 603,030 | 653,743 | 653,743 | 638,379 |
| 428 | - | MRDD PASS THROUGH | - | - | 531,660 | 531,660 | 531,660 | 531,660 |
| 470 | - | OHP CHILDRENS' INITIATIVE | 253,430 | 240,721 | - | - | - | - |
| 45.20 | | TOTAL MENTAL HEALTH FUND | 2,113,181 | 1,944,103 | 8,749,241 | 7,731,524 | 7,731,524 | 7,720,466 |
| <u>MENTAL HEALTH FUND BY CATEGORY</u> | | | | | | | | |
| TOTAL REVENUE | | | 2,328,719 | 2,638,318 | 8,749,241 | 7,731,524 | 7,731,524 | 7,720,466 |
| EXPENDITURES: | | | | | | | | |
| PERSONAL SERVICES | | | 131,383 | 154,510 | 3,417,216 | 4,125,975 | 4,125,975 | 4,118,758 |
| MATERIALS & SERVICES | | | 1,981,798 | 1,789,593 | 5,189,472 | 3,605,549 | 3,605,549 | 3,601,708 |
| CONTINGENCY | | | - | - | 142,553 | - | - | - |
| TOTAL OTHER APPROPRIATIONS | | | 2,113,181 | 1,944,103 | 8,749,241 | 7,731,524 | 7,731,524 | 7,720,466 |
| ENDING BALANCE | | | 215,538 | 694,215 | - | - | - | - |

*Does not include "Temporary Employees"

LINCOLN COUNTY, OREGON

MENTAL HEALTH FUND (209)

DEPARTMENT: ADULT MENTAL HEALTH SERVICES (420)

A COMMUNITY SERVICES PROGRAM-OREGON HEALTH PLAN MANAGED CARE

OBJECTIVE: To provide medically necessary behavioral health services to adults who have mental health problems. The purpose is to increase and/or maintain their quality of life by providing therapeutic interventions, including medication management and case management. This increases the level of daily functioning and prevents and/or reduces development of severe and persistent mental health illness, school drop-out and the cost to society resulting from mental, emotional and behavioral problems in children, their families and adults.

WORK PLAN SUMMARY: Provide outpatient counseling services to adults; case management services, clinical supervision and on-going quality control service to clinicians. Available services include assessment, medication management, treatment planning, counseling and case management of individual, child and family and adult therapeutic services. Minimize negative impact budgetary changes to services delivery.

REVENUE AND EXPENDITURE SUMMARY

| | <u>Actual</u> <u>2008-09</u> | <u>Actual</u> <u>2009-10</u> | <u>Budgeted</u> <u>2010-11</u> | <u>Proposed</u> <u>2011-12</u> | <u>Approved</u> <u>2011-12</u> | <u>Adopted</u> <u>2011-12</u> |
|----------------------|---------------------------------|---------------------------------|-----------------------------------|-----------------------------------|-----------------------------------|----------------------------------|
| Total Revenues | 0 | 0 | 1,585,801 | 1,211,191 | 1,211,191 | 1,223,710 |
| Personal Services | 0 | 0 | 933,071 | 1,131,827 | 1,131,827 | 1,131,827 |
| Materials & Services | 0 | 0 | 624,097 | 79,364 | 79,364 | 79,364 |
| Contingency | | | 23,798 | 0 | 0 | 0 |
| Total Expenditures | 0 | 0 | 1,580,966 | 1,211,191 | 1,211,191 | 1,211,191 |
| Full-Time Positions | 0.00 | 0.00 | 10.80 | 12.30 | 12.30 | 12.30 |

EFFECTIVENESS INDICATORS: Actual count of persons served and of services provided from county and ABHA utilization records and state Client Process Monitoring System (CPMS) reports, quality management reports; number of hospitalizations at or below previous year.

INTERRELATIONSHIPS: Accountable Behavioral Health Alliance (ABHA), hospitals, courts, police agencies, subcontracting clinicians, schools, local agencies and other service providers who are sources of referrals or who require the assistance of mental health professionals. Work collaboratively with other county programs to reduce or avert the need for hospitalizations.

LINCOLN COUNTY, OREGON
ANNUAL BUDGET
FY 2011-12

| MENTAL HEALTH FUND (209) ADULT MENTAL HEALTH SERVICES (420) | | | | | | | | |
|--|-------|--------------------------|-------------------|-------------------|-------------------|-------------------------------|-------------------------------|------------------------------|
| OBJECT | # FTE | | 2008-09 ACTUAL | 2009-10 ACTUAL | 2010-11 BUDGET | 2011-12 PROPOSED BUDGET | 2011-12 APPROVED BUDGET | 2011-12 ADOPTED BUDGET |
| <u>REVENUE</u> | | | | | | | | |
| 33413 | | SE22 CHILD SERVICES MHD | - | - | 86,356 | 84,427 | 84,427 | 84,427 |
| 33414 | | SE 20 ADULT/STATE MH | - | - | 61,189 | 60,204 | 60,204 | 60,204 |
| 33489 | | LA 01 LOCAL ADMINISTRATI | - | - | 10,381 | 10,381 | 10,381 | 10,381 |
| 34514 | | PRIVATE PAY | - | - | 10,000 | 12,000 | 12,000 | 12,000 |
| 34515 | | INSURANCE PAYMENTS | - | - | 30,000 | 32,000 | 32,000 | 32,000 |
| 34516 | | MEDICARE PAYMENTS | - | - | 5,000 | 15,000 | 15,000 | 15,000 |
| 34521 | | ICTS-CHILDREN'S CAPITA | - | - | 895,321 | 300,000 | 300,000 | 300,000 |
| 34537 | | MEDICAID OPEN CARD | - | - | 35,000 | 37,000 | 37,000 | 37,000 |
| 34590 | | MANAGED CARE FEES | - | - | 371,573 | 395,181 | 395,181 | 395,181 |
| 34593 | | WRAP AROUND FEES | - | - | 40,000 | 40,000 | 40,000 | 40,000 |
| 36990 | | MISCELLANEOUS | - | - | 5,000 | 5,000 | 5,000 | 5,000 |
| 39250 | | TRANS FROM GENERAL FUND | - | - | - | 100,482 | 100,482 | 100,482 |
| 40000 | | BEGINNING BALANCE | - | - | 35,981 | 119,516 | 119,516 | 132,035 |
| TOTAL REVENUE | | | - | - | 1,585,801 | 1,211,191 | 1,211,191 | 1,223,710 |
| <u>EXPENDITURES</u> | | | | | | | | |
| PERSONAL SERVICES | | | | | | | | |
| SALARIES | | | | | | | | |
| 90204 | 0.20 | PSYCHIATRIST | - | - | 36,021 | 37,476 | 37,476 | 37,476 |
| 90205 | 0.11 | FINANCIAL ADMIN ASSISTAN | - | - | - | 4,820 | 4,820 | 4,820 |
| 90208 | 0.38 | EXECUTIVE DIRECTOR | - | - | - | 35,561 | 35,561 | 35,561 |
| 90214 | 1.00 | CLINIC COORDINATOR | - | - | 72,791 | 76,475 | 76,475 | 76,475 |
| 90223 | 0.25 | MENTAL HEALTH DIV DIRECT | - | - | - | 20,812 | 20,812 | 20,812 |
| 90228 | 0.15 | SUPPORT SUPERVISOR | - | - | - | 7,201 | 7,201 | 7,201 |
| 90229 | 0.15 | BILLING SUPERVISOR | - | - | - | 7,716 | 7,716 | 7,716 |
| 90234 | 0.20 | QM/UM COORDINATOR | - | - | - | 15,295 | 15,295 | 15,295 |
| 90245 | 0.21 | ADMINISTRATIVE ASSISTANT | - | - | - | 8,542 | 8,542 | 8,542 |
| 90271 | 0.11 | EXECUTIVE ASSISTANT | - | - | - | 6,804 | 6,804 | 6,804 |
| 90275 | 0.11 | BUDGET ANALYST | - | - | - | 7,218 | 7,218 | 7,218 |
| 90301 | 0.06 | OFFICE ASSISTANT II | - | - | - | 2,044 | 2,044 | 2,044 |
| 90303 | 0.15 | BOOKKEEPER II | - | - | - | 7,229 | 7,229 | 7,229 |
| 90305 | 0.15 | BOOKKEEPER/PAYEE | - | - | 5,038 | 5,293 | 5,293 | 5,293 |
| 90309 | 1.00 | CARE COORDINATOR | - | - | 36,276 | 38,110 | 38,110 | 38,110 |
| 90317 | 1.00 | CLINICAL COUNSELOR II | - | - | 41,076 | 46,610 | 46,610 | 46,610 |
| 90322 | 0.20 | OFFICE ASSISTANT II | - | - | - | 7,057 | 7,057 | 7,057 |
| 90324 | 1.00 | CLINICAL COUNSELOR IV | - | - | 51,744 | 49,239 | 49,239 | 49,239 |
| 90327 | 0.15 | BOOKKEEPER II | - | - | - | 5,994 | 5,994 | 5,994 |
| 90331 | 0.35 | OFFICE ASSISTANT II | - | - | 12,295 | 12,021 | 12,021 | 12,021 |
| 90337 | - | MENTAL HEALTH SEC/OA 2 | - | - | 30,732 | - | - | - |
| 90357 | 1.00 | CLINICAL COUNSELOR | - | - | 51,744 | 57,117 | 57,117 | 57,117 |
| 90371 | 0.15 | BOOKKEEPER II | - | - | - | 7,018 | 7,018 | 7,018 |
| 90373 | 0.25 | CLINICAL COUNSELOR | - | - | 15,174 | 15,478 | 15,478 | 15,478 |
| 90374 | 1.00 | CLINICAL COUNSELOR | - | - | 59,988 | 50,374 | 50,374 | 50,374 |
| 90380 | 1.00 | CLINICAL COUNSELOR | - | - | 66,204 | 67,532 | 67,532 | 67,532 |

LINCOLN COUNTY, OREGON
ANNUAL BUDGET
FY 2011-12

| MENTAL HEALTH FUND (209) ADULT MENTAL HEALTH SERVICES (420) | | | | | | | | |
|--|-------|----------------------------|-------------------|-------------------|-------------------|-------------------------------|-------------------------------|------------------------------|
| OBJECT | # FTE | | 2008-09 ACTUAL | 2009-10 ACTUAL | 2010-11 BUDGET | 2011-12 PROPOSED BUDGET | 2011-12 APPROVED BUDGET | 2011-12 ADOPTED BUDGET |
| 90384 | 0.11 | SUPPLY CLERK | - | - | - | 5,667 | 5,667 | 5,667 |
| 90389 | 1.00 | CLINICAL COUNSELOR | - | - | 66,204 | 66,863 | 66,863 | 66,863 |
| 90394 | 0.05 | OFFICE ASSISTANT II | - | - | - | 2,066 | 2,066 | 2,066 |
| 90395 | 0.80 | NURSE PRACTITIONER | - | - | 77,827 | 79,381 | 79,381 | 79,381 |
| 90401 | | TEMPORARY EMPLOYEES | - | - | 10,000 | - | - | - |
| 90501 | | OVERTIME | - | - | 5,000 | - | - | - |
| | 12.29 | TOTAL SALARIES | - | - | 638,114 | 753,013 | 753,013 | 753,013 |
| BENEFITS & BURDENS | | | | | | | | |
| 90801 | | FICA | - | - | 48,816 | 57,605 | 57,605 | 57,605 |
| 90802 | | 401(K) RETIREMENT | - | - | 70,193 | 82,831 | 82,831 | 82,831 |
| 90804 | | HEALTH INSURANCE | - | - | 142,193 | 181,917 | 181,917 | 181,917 |
| 90805 | | DENTAL INSURANCE | - | - | 15,541 | 18,590 | 18,590 | 18,590 |
| 90806 | | LIFE INSURANCE | - | - | 778 | 885 | 885 | 885 |
| 90807 | | LTD INSURANCE | - | - | 1,523 | 1,734 | 1,734 | 1,734 |
| 90808 | | WORKERS' COMPENSATION | - | - | 2,935 | 19,292 | 19,292 | 19,292 |
| 90809 | | UNEMPLOYMENT | - | - | 12,762 | 15,060 | 15,060 | 15,060 |
| 90810 | | PEHP | - | - | 216 | 900 | 900 | 900 |
| | | TOTAL BENEFITS & BURDENS | - | - | 294,957 | 378,814 | 378,814 | 378,814 |
| | | TOTAL PERSONAL SERVICES | - | - | 933,071 | 1,131,827 | 1,131,827 | 1,131,827 |
| MATERIALS & SERVICES | | | | | | | | |
| 91101 | | TRAVEL REIMBURSEMENT | - | - | 2,500 | 3,200 | 3,200 | 3,200 |
| 91201 | | MEALS & LODGING | - | - | 1,500 | 1,000 | 1,000 | 1,000 |
| 91401 | | TELEPHONE | - | - | - | 1,000 | 1,000 | 1,000 |
| 91501 | | POSTAGE | - | - | 1,000 | 1,000 | 1,000 | 1,000 |
| 91601 | | PRINTING & PUBLICATIONS | - | - | 500 | 500 | 500 | 500 |
| 92901 | | MEMBERSHIP FEES & DUES | - | - | 5,359 | 1,000 | 1,000 | 1,000 |
| 93301 | | MAINTENANCE AGREEMENTS | - | - | 23,165 | 12,000 | 12,000 | 12,000 |
| 93901 | | CONTRACTUAL SERVICES | - | - | 378,900 | 40,000 | 40,000 | 40,000 |
| 94101 | | OFFICE SUPPLIES | - | - | 500 | 100 | 100 | 100 |
| 94102 | | FURNITURE/EQUIP <\$5000 | - | - | 500 | - | - | - |
| 94201 | | PRINT SHOP | - | - | 1,500 | 250 | 250 | 250 |
| 95102 | | MEDICAL SUPPLIES | - | - | 1,000 | - | - | - |
| 95201 | | EDUCATION & LIBRARY | - | - | 750 | 150 | 150 | 150 |
| 95202 | | CONTINUING EDUCATION | - | - | 1,500 | 300 | 300 | 300 |
| 95901 | | OTHER SUPPLIES | - | - | - | 16,864 | 16,864 | 16,864 |
| 95905 | | WRAP AROUND SERVICES | - | - | 2,000 | 2,000 | 2,000 | 2,000 |
| 95910 | | ADMINISTRATIVE COSTS | - | - | 181,673 | - | - | - |
| 96901 | | COUNTY INDIRECT COSTS | - | - | 21,750 | - | - | - |
| | | TOTAL MATERIALS & SERVICES | - | - | 624,097 | 79,364 | 79,364 | 79,364 |
| ENDING BALANCE | | | | | | | | |
| 99501 | | CONTINGENCY | - | - | 23,798 | - | - | - |
| | | TOTAL ENDING BALANCE | - | - | 23,798 | - | - | - |
| | | TOTAL EXPENDITURES | - | - | 1,580,966 | 1,211,191 | 1,211,191 | 1,211,191 |

LINCOLN COUNTY, OREGON

MENTAL HEALTH FUND (209)

DEPARTMENT: MENTAL HEALTH CASE MANAGEMENT (422)

A COMMUNITY SERVICES PROGRAM

OBJECTIVE: Identify, locate and assist with access to needed services and supports for children and adult residents of Lincoln County diagnosed with developmental disabilities. Assure quality of services provided by the County program as well as contracted service providers and Support Brokerage services.

WORK PLAN SUMMARY: Provide eligibility determination, coordinated case management services, quality assurance, protective services, liaison and monitoring with contracted providers and coordination with Support Brokerage services.

REVENUE AND EXPENDITURE SUMMARY

| | <u>Actual</u> <u>2008-09</u> | <u>Actual</u> <u>2009-10</u> | <u>Budgeted</u> <u>2010-11</u> | <u>Proposed</u> <u>2011-12</u> | <u>Approved</u> <u>2011-12</u> | <u>Adopted</u> <u>2011-12</u> |
|----------------------|---------------------------------|---------------------------------|-----------------------------------|-----------------------------------|-----------------------------------|----------------------------------|
| Total Revenues | 0 | 0 | 763,301 | 601,243 | 601,243 | 601,243 |
| Personal Services | 0 | 0 | 559,666 | 553,545 | 553,545 | 568,954 |
| Materials & Services | 0 | 0 | 224,720 | 47,698 | 47,698 | 47,698 |
| Total Expenditures | 0 | 0 | 784,386 | 601,243 | 601,243 | 616,652 |
| Full-Time Positions | 0.00 | 0.00 | 17.70 | 6.24 | 6.24 | 6.24 |

EFFECTIVENESS INDICATORS: Actual count of persons served monthly. Client and provider satisfaction surveys completed annually

INTERRELATIONSHIPS: State Office of Services to Seniors and Persons with Disabilities, subcontracted providers, schools, physicians, Support and Brokerage staff, and other local and state agencies.

LINCOLN COUNTY, OREGON
ANNUAL BUDGET
FY 2011-12

| | | MENTAL HEALTH FUND (209) | | | | | |
|--------------------------|-----------------------------------|-------------------------------------|-------------------|-------------------|-------------------------------|-------------------------------|------------------------------|
| | | MENTAL HEALTH CASE MANAGEMENT (422) | | | | | |
| OBJECT | # FTE | 2008-09 ACTUAL | 2009-10 ACTUAL | 2010-11 BUDGET | 2011-12 PROPOSED BUDGET | 2011-12 APPROVED BUDGET | 2011-12 ADOPTED BUDGET |
| <u>REVENUE</u> | | | | | | | |
| 33479 | SE 48 DD CASE MGMT | - | - | 672,715 | 540,025 | 540,025 | 540,025 |
| 33481 | SE150 FAMILY SUPPORT SVC | - | - | 62,370 | - | - | - |
| 36990 | MISCELLANEOUS | - | - | 1,000 | 1,000 | 1,000 | 1,000 |
| 39250 | TRANS FR GENERAL FUND | - | - | - | 30,000 | 30,000 | 30,000 |
| 40000 | BEGINNING BALANCE | - | - | 27,216 | 30,218 | 30,218 | 30,218 |
| TOTAL REVENUE | | - | - | 763,301 | 601,243 | 601,243 | 601,243 |
| <u>EXPENDITURES</u> | | | | | | | |
| PERSONAL SERVICES | | | | | | | |
| SALARIES | | | | | | | |
| 90205 | 0.11 FINANCIAL ADMIN ASSISTANT | - | - | - | 4,820 | 4,820 | 4,820 |
| 90208 | 0.13 EXECUTIVE DIRECTOR | - | - | - | 11,724 | 11,724 | 11,724 |
| 90212 | 1.00 REHAB DIVISION MANAGER | - | - | 78,614 | 83,819 | 83,819 | 83,819 |
| 90223 | 0.25 MENTAL HEALTH DIV DIRECT | - | - | - | 20,812 | 20,812 | 20,812 |
| 90245 | 0.21 ADMINISTRATIVE ASSISTANT | - | - | - | 8,542 | 8,542 | 8,542 |
| 90271 | 0.11 EXECUTIVE ASSISTANT | - | - | - | 6,804 | 6,804 | 6,804 |
| 90275 | 0.11 BUDGET ANALYST | - | - | - | 7,218 | 7,218 | 7,218 |
| 90307 | - QUALITY ASSURANCE COORD. | - | - | 46,518 | - | - | - |
| 90322 | 0.20 OFFICE ASSISTANT II | - | - | 33,588 | 7,057 | 7,057 | 7,057 |
| 90325 | 1.00 SERVICE COORDINATOR | - | - | 61,303 | 62,529 | 62,529 | 62,529 |
| 90326 | 0.80 DEV DISABILITIES COORDINATOR | - | - | 61,303 | 50,023 | 50,023 | 62,529 |
| 90364 | 1.00 SERVICE COORDINATOR | - | - | 47,916 | 50,339 | 50,339 | 50,339 |
| 90368 | 1.00 SERVICE COORDINATOR | - | - | 46,185 | 48,517 | 48,517 | 48,517 |
| 90384 | 0.11 SUPPLY CLERK | - | - | - | 5,667 | 5,667 | 5,667 |
| 6.03 | TOTAL SALARIES | - | - | 375,427 | 367,871 | 367,871 | 380,377 |
| BENEFITS & BURDENS | | | | | | | |
| 90801 | FICA | - | - | 28,720 | 28,142 | 28,142 | 29,099 |
| 90802 | 401(K) RETIREMENT | - | - | 41,297 | 40,466 | 40,466 | 41,841 |
| 90804 | HEALTH INSURANCE | - | - | 92,162 | 89,386 | 89,386 | 89,386 |
| 90805 | DENTAL INSURANCE | - | - | 10,073 | 9,134 | 9,134 | 9,134 |
| 90806 | LIFE INSURANCE | - | - | 504 | 435 | 435 | 435 |
| 90807 | LTD INSURANCE | - | - | 987 | 852 | 852 | 852 |
| 90808 | WORKERS' COMPENSATION | - | - | 1,727 | 9,425 | 9,425 | 9,745 |
| 90809 | UNEMPLOYMENT | - | - | 7,509 | 7,357 | 7,357 | 7,608 |
| 90810 | PEHP | - | - | 1,260 | 477 | 477 | 477 |
| TOTAL BENEFITS & BURDENS | | - | - | 184,239 | 185,674 | 185,674 | 188,577 |
| TOTAL PERSONAL SERVICES | | - | - | 559,666 | 553,545 | 553,545 | 568,954 |
| MATERIALS & SERVICES | | | | | | | |
| 91101 | TRAVEL REIMBURSEMENT | - | - | 17,000 | 12,000 | 12,000 | 12,000 |

LINCOLN COUNTY, OREGON
ANNUAL BUDGET
FY 2011-12

| | | MENTAL HEALTH FUND (209) MENTAL HEALTH CASE MANAGEMENT (422) | | | | | |
|--------|----------------------------|---|---------|---------|-----------------|-----------------|----------------|
| OBJECT | # FTE | 2008-09 | 2009-10 | 2010-11 | 2011-12 | 2011-12 | 2011-12 |
| | | ACTUAL | ACTUAL | BUDGET | PROPOSED BUDGET | APPROVED BUDGET | ADOPTED BUDGET |
| 91201 | MEALS & LODGING | - | - | 5,000 | 1,500 | 1,500 | 1,500 |
| 91401 | TELEPHONE | - | - | - | - | - | - |
| 91501 | POSTAGE | - | - | 2,000 | 500 | 500 | 500 |
| 91601 | PRINTING & PUBLICATIONS | - | - | 2,000 | 1,000 | 1,000 | 1,000 |
| 92901 | MEMBERSHIP FEES & DUES | - | - | 2,000 | - | - | - |
| 93301 | MAINTENANCE AGREEMENTS | - | - | - | 300 | 300 | 300 |
| 94101 | OFFICE SUPPLIES | - | - | 2,500 | 1,500 | 1,500 | 1,500 |
| 94102 | FURNITURE/EQUIP < \$10,000 | - | - | 2,000 | 1,000 | 1,000 | 1,000 |
| 94201 | PRINT SHOP | - | - | 1,500 | 500 | 500 | 500 |
| 95202 | CONTINUING EDUCATION | - | - | 2,000 | - | - | - |
| 95901 | OTHER SUPPLIES | - | - | 3,642 | 12,399 | 12,399 | 12,399 |
| 95904 | FAMILY SUPPORT SERVICES | - | - | 62,370 | - | - | - |
| 95910 | ADMINISTRATIVE COSTS | - | - | 105,708 | - | - | - |
| 96601 | RENTALS OF SPACE | - | - | 17,000 | 16,999 | 16,999 | 16,999 |
| | TOTAL MATERIALS & SERVICES | - | - | 224,720 | 47,698 | 47,698 | 47,698 |
| | TOTAL EXPENDITURES | - | - | 784,386 | 601,243 | 601,243 | 616,652 |

LINCOLN COUNTY, OREGON

MENTAL HEALTH FUND (209)

DEPARTMENT: CHRONIC SUPPORT/DAY TREATMENT (423)

A COMMUNITY SERVICES PROGRAM

OBJECTIVE: To minimize loss of life and hospitalization of adults experiencing a psychiatric crisis; to help adults resolve severe mental health problems and regain or maintain productive citizen status; to help adults with severe and persistent mental illnesses safely remain in the community; to assist persons with severe and persistent mental illness take leadership roles in designing and delivery of services and supports. The program also administers commitment statutes ensuring due process and the least restrictive outcomes for adults alleged to be mentally ill; intervenes, monitors and treats mentally ill adults found guilty of crimes.

WORK PLAN SUMMARY: Provide case management, skills development, individual and group therapy, support and educational opportunities through daily support and educational opportunities through daily structure and support, drop in program and service on consumer's homes and in the community. Provide intensive case management to provide outreach to those at high risk and those who are isolated. Provide residential support to assist clients to regain or maintain highest level of independence possible. Provide triage and intact service, intervention and stabilization services to adolescents and children in crises; commitment investigations and court examinations. Provide opportunities for consumers to take leadership roles in designing service and service delivery within the program. Minimize negative impact of budgetary changes to services delivery.

REVENUE AND EXPENDITURE SUMMARY

| | Actual <u>2008-09</u> | Actual <u>2009-10</u> | Budgeted <u>2010-11</u> | Proposed <u>2011-12</u> | Approved <u>2011-12</u> | Adopted <u>2011-12</u> |
|----------------------|--------------------------|--------------------------|----------------------------|----------------------------|----------------------------|---------------------------|
| Total Revenues | 0 | 0 | 2,405,509 | 2,468,174 | 2,468,174 | 2,463,347 |
| Personal Services | 0 | 0 | 1,537,989 | 1,849,784 | 1,849,784 | 1,849,784 |
| Materials & Services | 0 | 390 | 732,515 | 618,390 | 618,390 | 607,287 |
| Coningency | 0 | 0 | 118,755 | 0 | 0 | 0 |
| Total Expenditures | 0 | 390 | 2,389,259 | 2,468,174 | 2,468,174 | 2,457,071 |
| Full-Time Positions | 0.00 | 0.00 | 7.00 | 20.10 | 20.10 | 20.10 |

EFFECTIVENESS INDICATORS: Actual count of persons served and of services provided from County and ABHA utilization records and state Client Processing Monitoring System(CPMS) reports, ABHA and state audit report, and LCHHS internal utilization management reports, quality management reports, number of hospitalizations at or below previous year.

INTERRELATIONSHIPS: State Office of Mental Health and Addiction Services, hospitals, Housing Authority, Department of Human Services divisions, local human service and police agencies, Accountable Behavioral Health Alliance (ABHA), NAMI, Community Development Corporation, State Office of Housing and Community Development, and residential treatment providers.

LINCOLN COUNTY, OREGON
ANNUAL BUDGET
FY 2011-12

| MENTAL HEALTH FUND (209) | | | | | | | |
|-------------------------------------|--------------------------------|-------------------|-------------------|-------------------|-------------------------------|-------------------------------|------------------------------|
| CHRONIC SUPPORT/DAY TREATMENT (423) | | | | | | | |
| OBJECT | # FTE | 2008-09 ACTUAL | 2009-10 ACTUAL | 2010-11 BUDGET | 2011-12 PROPOSED BUDGET | 2011-12 APPROVED BUDGET | 2011-12 ADOPTED BUDGET |
| <u>REVENUE</u> | | | | | | | |
| 33414 | SE 20 ADULT MH | - | - | 130,025 | 127,933 | 127,933 | 127,933 |
| 33416 | SE24 REGIONAL PSYCH. | - | - | 23,622 | 23,487 | 23,487 | 23,487 |
| 33417 | SE25 CRISIS GRANT | - | - | 122,915 | 121,073 | 121,073 | 121,073 |
| 33429 | SE30 PSRB | - | - | 47,642 | 35,053 | 35,053 | 35,053 |
| 33430 | SE36 PASARR GRANT | - | - | 1,000 | - | - | - |
| 33489 | LA 01 LOCAL ADMIN | - | - | 20,762 | 20,762 | 20,762 | 20,762 |
| 33562 | HRSR CIP GRANT | - | - | - | 138,115 | 138,115 | 138,115 |
| 34510 | PRIVATE PAY | - | - | 15,000 | 17,000 | 17,000 | 17,000 |
| 34511 | INSURANCE | - | - | 20,000 | 30,000 | 30,000 | 30,000 |
| 34512 | PSRB-STATE GEN FUND-2 | - | - | 96,000 | 107,921 | 107,921 | 107,921 |
| 34513 | REGIONAL HOSPITAL ALT. | - | - | 5,375 | 5,375 | 5,375 | 5,375 |
| 34515 | MEDICARE COST RPT. | - | - | 15,000 | 15,000 | 15,000 | 15,000 |
| 34516 | MEDICARE PAYMENTS | - | - | 30,000 | 75,000 | 75,000 | 75,000 |
| 34535 | MEDICARE OPEN CARD | - | - | 70,000 | 71,285 | 71,285 | 71,285 |
| 34536 | ABHA ONE-TIME PAYMENT | - | - | 282,791 | - | - | - |
| 34590 | MEDICAID/ABHA | - | - | 1,253,366 | 1,251,406 | 1,251,406 | 1,251,406 |
| 34593 | WRAP AROUND PAYMENTS | - | - | 70,000 | 70,000 | 70,000 | 70,000 |
| 34706 | JAIL HEALTH BILLINGS | - | - | - | 15,000 | 15,000 | 15,000 |
| 36990 | MISCELLANEOUS | - | - | 20,000 | 5,000 | 5,000 | 5,000 |
| 40000 | BEGINNING BALANCE | - | - | 182,011 | 338,764 | 338,764 | 333,937 |
| TOTAL REVENUE | | - | - | 2,405,509 | 2,468,174 | 2,468,174 | 2,463,347 |
| <u>EXPENDITURES</u> | | | | | | | |
| PERSONAL SERVICES | | | | | | | |
| SALARIES | | | | | | | |
| 90204 | 0.55 PSYCHIATRIST | - | - | 99,059 | 103,059 | 103,059 | 103,059 |
| 90205 | 0.11 FINANCIAL ADMIN ASSISTANT | - | - | - | 4,820 | 4,820 | 4,820 |
| 90208 | 0.13 EXECUTIVE DIRECTOR | - | - | - | 11,724 | 11,724 | 11,724 |
| 90215 | 1.00 CRISIS COORDINATOR | - | - | 57,676 | 65,314 | 65,314 | 65,314 |
| 90223 | 0.25 MH DIVISION DIRECTOR | - | - | - | 20,812 | 20,812 | 20,812 |
| 90228 | 0.15 SUPPORT SUPERVISOR | - | - | - | 7,201 | 7,201 | 7,201 |
| 90229 | 0.15 BILLING SUPERVISOR | - | - | - | 7,716 | 7,716 | 7,716 |
| 90234 | 0.35 QM/UM COORDINATOR | - | - | - | 26,766 | 26,766 | 26,766 |
| 90245 | 0.21 ADMINISTRATIVE ASSISTANT | - | - | - | 8,542 | 8,542 | 8,542 |
| 90271 | 0.11 EXECUTIVE ASSISTANT | - | - | - | 6,804 | 6,804 | 6,804 |
| 90275 | 0.11 BUDGET ANALYST | - | - | - | 7,218 | 7,218 | 7,218 |
| 90301 | 0.06 OFFICE ASSISTANT II | - | - | - | 2,044 | 2,044 | 2,044 |
| 90303 | 0.15 BOOKKEEPER II | - | - | - | 7,229 | 7,229 | 7,229 |
| 90305 | 0.70 BOOKKEEPER/PAYEE | - | - | 23,511 | 24,701 | 24,701 | 24,701 |
| 90315 | 1.00 OFFICE ASSISTANT II | - | - | 34,596 | 35,287 | 35,287 | 35,287 |
| 90318 | 1.00 MH REGISTERD NURSE | - | - | 49,634 | 50,747 | 50,747 | 50,747 |
| 90322 | 0.20 OFFICE ASSISTANT II/DD | - | - | - | 7,057 | 7,057 | 7,057 |
| 90327 | 0.15 BOOKKEEPER II | - | - | - | 5,994 | 5,994 | 5,994 |

LINCOLN COUNTY, OREGON
ANNUAL BUDGET
FY 2011-12

| MENTAL HEALTH FUND (209) | | | | | | | | |
|-------------------------------------|-------|---------------------------|---------|---------|-----------|-----------|-----------|-----------|
| CHRONIC SUPPORT/DAY TREATMENT (423) | | | | | | | | |
| OBJECT | # FTE | | 2008-09 | 2009-10 | 2010-11 | 2011-12 | 2011-12 | 2011-12 |
| | | | ACTUAL | ACTUAL | BUDGET | PROPOSED | APPROVED | ADOPTED |
| | | | | | | BUDGET | BUDGET | BUDGET |
| 90333 | - | OFFICE ASSISTANT II | - | - | 30,732 | - | - | - |
| 90336 | 1.00 | CLINICAL COUNSELOR | - | - | 46,234 | 48,574 | 48,574 | 48,574 |
| 90341 | 1.00 | VAN DRIVER | - | - | 31,104 | 32,674 | 32,674 | 32,674 |
| 90342 | - | CLINICAL COUNSELOR | - | - | 49,356 | - | - | - |
| 90344 | 1.00 | CLINICAL COUNSELOR | - | - | 59,988 | 63,025 | 63,025 | 63,025 |
| 90350 | 1.00 | CLINICAL COUNSELOR | - | - | 65,556 | 67,532 | 67,532 | 67,532 |
| 90351 | 1.00 | OFFICE ASSISTANT II | - | - | 33,588 | 34,260 | 34,260 | 34,260 |
| 90352 | 1.00 | CLINICAL COUNSELOR | - | - | 58,236 | 61,189 | 61,189 | 61,189 |
| 90355 | 1.00 | CLINICAL COUNSELOR | - | - | 35,661 | 37,463 | 37,463 | 37,463 |
| 90362 | - | PSYCH. NURSE PRACTITIONER | - | - | 96,312 | - | - | - |
| 90369 | 0.50 | PSYCH NURSE PRACTITIONER | - | - | - | 49,122 | 49,122 | 49,122 |
| 90371 | 0.15 | BOOKKEEPER II | - | - | - | 7,018 | 7,018 | 7,018 |
| 90372 | 1.00 | CLINICAL COUNSELOR | - | - | - | 49,752 | 49,752 | 49,752 |
| 90373 | 0.25 | CLINICAL COUNSELOR | - | - | 15,174 | 15,478 | 15,478 | 15,478 |
| 90378 | 0.50 | CASE MANAGER | - | - | - | 17,142 | 17,142 | 17,142 |
| 90379 | 1.00 | CLINIC COUNSELOR I | - | - | - | 34,284 | 34,284 | 34,284 |
| 90382 | 1.00 | CLINICAL COUNSELOR | - | - | 66,204 | 67,532 | 67,532 | 67,532 |
| 90384 | 0.11 | SUPPLY CLERK | - | - | - | 5,667 | 5,667 | 5,667 |
| 90390 | 1.00 | CLINICAL COUNSELOR V | - | - | 65,556 | 67,532 | 67,532 | 67,532 |
| 90391 | - | CLINICAL COUNSELOR | - | - | 54,900 | - | - | - |
| 90395 | 0.20 | PSYCH. NURSE PRACTITIONER | - | - | 19,456 | 19,845 | 19,845 | 19,845 |
| 90397 | 1.00 | CLINICAL COUNSELOR IV | - | - | - | 55,453 | 55,453 | 55,453 |
| 90401 | | TEMPORARY EMPLOYEES | - | - | 20,000 | 60,000 | 60,000 | 60,000 |
| 90501 | | OVERTIME | - | - | 40,000 | - | - | - |
| 90502 | | ON CALL CRISIS | - | - | - | 40,000 | 40,000 | 40,000 |
| | 20.09 | | | | | | | |
| | | TOTAL SALARIES | - | - | 1,052,533 | 1,236,577 | 1,236,577 | 1,236,577 |
| | | | | | | | | |
| | | BENEFITS & BURDENS | | | | | | |
| 90801 | | FICA | - | - | 80,519 | 94,598 | 94,598 | 94,598 |
| 90802 | | 401(K) RETIREMENT | - | - | 115,779 | 129,423 | 129,423 | 129,423 |
| 90804 | | HEALTH INSURANCE | - | - | 233,038 | 297,362 | 297,362 | 297,362 |
| 90805 | | DENTAL INSURANCE | - | - | 26,178 | 30,387 | 30,387 | 30,387 |
| 90806 | | LIFE INSURANCE | - | - | 1,274 | 1,447 | 1,447 | 1,447 |
| 90807 | | LTD INSURANCE | - | - | 2,496 | 2,884 | 2,884 | 2,884 |
| 90808 | | WORKERS' COMPENSATION | - | - | 4,842 | 31,681 | 31,681 | 31,681 |
| 90809 | | UNEMPLOYMENT | - | - | 21,051 | 24,732 | 24,732 | 24,732 |
| 90810 | | PEHP | - | - | 279 | 693 | 693 | 693 |
| | | TOTAL BENEFITS & BURDENS | - | - | 485,456 | 613,207 | 613,207 | 613,207 |
| | | | | | | | | |
| | | TOTAL PERSONAL SERVICES | - | - | 1,537,989 | 1,849,784 | 1,849,784 | 1,849,784 |
| | | | | | | | | |
| | | MATERIALS & SERVICES | | | | | | |
| 91101 | | TRAVEL REIMBURSEMENT | - | - | 7,000 | 10,000 | 10,000 | 10,000 |
| 91102 | | MOTOR POOL | - | - | 35,300 | 35,300 | 35,300 | 35,300 |

LINCOLN COUNTY, OREGON
ANNUAL BUDGET
FY 2011-12

| | | MENTAL HEALTH FUND (209) CHRONIC SUPPORT/DAY TREATMENT (423) | | | | | |
|--------|----------------------------|---|---------|-----------|-----------------|-----------------|----------------|
| OBJECT | # FTE | 2008-09 | 2009-10 | 2010-11 | 2011-12 | 2011-12 | 2011-12 |
| | | ACTUAL | ACTUAL | BUDGET | PROPOSED BUDGET | APPROVED BUDGET | ADOPTED BUDGET |
| 91201 | MEALS & LODGING | - | - | 3,000 | 2,942 | 2,942 | 2,942 |
| 91401 | TELEPHONE | - | - | 15,000 | 15,000 | 15,000 | 15,000 |
| 91501 | POSTAGE | - | - | 1,500 | 1,500 | 1,500 | 1,500 |
| 91601 | PRINTING & PUBLICATIONS | - | - | 3,000 | 1,000 | 1,000 | 1,000 |
| 92004 | RECYCLING/HAZARDOUS WAST | - | - | 1,500 | 1,500 | 1,500 | 1,500 |
| 92801 | PROFESSIONAL SERVICES | - | - | - | 5,038 | 5,038 | 5,038 |
| 92901 | MEMBERSHIP FEES & DUES | - | - | 8,000 | 2,000 | 2,000 | 2,000 |
| 93301 | MAINTENANCE AGREEMENTS | - | - | 38,000 | 38,000 | 38,000 | 38,000 |
| 93901 | CONTRACTUAL SERVICES | - | 30 | 15,000 | 15,000 | 15,000 | 15,000 |
| 94101 | OFFICE SUPPLIES | - | - | 3,000 | 2,000 | 2,000 | 2,000 |
| 94102 | FURNITURE/EQUIP <\$5000 | - | - | 2,000 | - | - | - |
| 94201 | PRINT SHOP | - | - | 4,000 | 4,000 | 4,000 | 4,000 |
| 94601 | FOOD & CLOTHING | - | - | 16,000 | 10,000 | 10,000 | 10,000 |
| 95101 | MED/LAB/XRAY | - | - | 2,500 | 1,500 | 1,500 | 1,500 |
| 95102 | MEDICAL SUPPLIES | - | - | 60,000 | 43,524 | 43,524 | 43,524 |
| 95105 | PHARMACY/FLEX FUNDS | - | - | 1,000 | - | - | - |
| 95202 | CONTINUING EDUCATION | - | - | 17,000 | 17,000 | 17,000 | 17,000 |
| 95901 | OTHER SUPPLIES | - | - | 1,000 | 1,392 | 1,392 | 1,392 |
| 95902 | PROGRAM DEVELOPMENT | - | - | 90,000 | 248,902 | 248,902 | 237,799 |
| 95903 | PEER COUNSELING | - | - | 30,000 | 30,000 | 30,000 | 30,000 |
| 95905 | SPECIFIC | - | 360 | 2,952 | 3,000 | 3,000 | 3,000 |
| 95906 | HOSPITAL ALTERNATIVES | - | - | 5,375 | 5,375 | 5,375 | 5,375 |
| 95909 | INVESTIGATIONS | - | - | 2,000 | 3,000 | 3,000 | 3,000 |
| 95910 | ADMINISTRATIVE COSTS | - | - | 223,388 | - | - | - |
| 96301 | PROPERTY/LIABILITY INSUR | - | - | - | 3,436 | 3,436 | 3,436 |
| 96601 | RENTALS OF SPACE | - | - | 100,000 | 117,981 | 117,981 | 117,981 |
| 96901 | COUNTY INDIRECT COSTS | - | - | 45,000 | - | - | - |
| | TOTAL MATERIALS & SERVICES | - | 390 | 732,515 | 618,390 | 618,390 | 607,287 |
| | ENDING BALANCE | | | | | | |
| 99501 | CONTINGENCY | - | - | 118,755 | - | - | - |
| | TOTAL ENDING BALANCE | - | - | 118,755 | - | - | - |
| | TOTAL EXPENDITURES | - | 390 | 2,389,259 | 2,468,174 | 2,468,174 | 2,457,071 |

LINCOLN COUNTY, OREGON

MENTAL HEALTH FUND (209)

DEPARTMENT: OREGON HEALTH PLAN MANAGED CARE (426)

A COMMUNITY SERVICES PROGRAM

OBJECTIVE: To bring mental health services to Oregon Health Plan enrollees in a pre-paid capitated system as part of a five (5) county Section 190 organization covering Crook, Benton, Jefferson, Deschutes, and Lincoln counties.

WORK PLAN SUMMARY: Develop policies, procedures, and service capacity.

REVENUE AND EXPENDITURE SUMMARY

| | Actual <u>2008-09</u> | Actual <u>2009-10</u> | Budgeted <u>2010-11</u> | Proposed <u>2011-12</u> | Approved <u>2011-12</u> | Adopted <u>2011-12</u> |
|------------------------|--------------------------|--------------------------|----------------------------|----------------------------|----------------------------|---------------------------|
| Total Revenues | 1,819,127 | 2,224,383 | 2,859,940 | 2,265,513 | 2,265,513 | 2,265,513 |
| Materials and Services | 1,859,767 | 1,702,992 | 2,859,940 | 2,265,513 | 2,265,513 | 2,265,513 |
| Total Expenditures | 1,859,767 | 1,702,992 | 2,859,940 | 2,265,513 | 2,265,513 | 2,265,513 |

EFFECTIVENESS INDICATORS: Total number of persons served and services provided, waiting list, client satisfaction surveys, number of hospitalizations at or below previous year, reduced length of stay in hospitals, and reduced total number of days used.

INTERRELATIONSHIPS: Services to Children and Families, Adult and Family Services, Mental Health Division, Vocational Rehab Services, Senior and Disabled Services, and Accountable Behavioral Health Alliance.

LINCOLN COUNTY, OREGON
ANNUAL BUDGET
FY 2011-12

| MENTAL HEALTH FUND (209) MANAGED CARE PROGRAM (426) | | | | | | | |
|--|----------------------------|-----------|-----------|-----------|-----------|-----------|-----------|
| OBJECT | 2008-09 | 2009-10 | 2010-11 | 2011-12 | 2011-12 | 2011-12 | |
| | ACTUAL | ACTUAL | BUDGET | PROPOSED | APPROVED | ADOPTED | |
| | | | | BUDGET | BUDGET | BUDGET | |
| <u>REVENUE</u> | | | | | | | |
| 33405 | MANAGED CARE/STATE OF OR | 1,755,408 | 1,692,458 | 1,624,939 | 1,646,587 | 1,646,587 | 1,646,587 |
| 33488 | ONE TIME | 50,000 | 358,000 | - | - | - | - |
| 33489 | CHILDREN'S CAPITATION | (20) | - | 838,231 | 603,926 | 603,926 | 603,926 |
| 34518 | INSURANCE PMTS | 6,411 | 1,370 | 5,000 | - | - | - |
| 34537 | ABHA MEDICARE | 313 | 871 | - | 5,000 | 5,000 | 5,000 |
| 36175 | INTEREST EARNINGS | 4,570 | 2,311 | 5,000 | 5,000 | 5,000 | 5,000 |
| 36990 | MISCELLANEOUS REVENUES | 2,445 | 30,630 | 5,000 | 5,000 | 5,000 | 5,000 |
| 40000 | BEGINNING BALANCE - ICTS | - | 138,744 | 57,090 | - | - | - |
| 40010 | BEGINNING BALANCE | - | - | 324,680 | - | - | - |
| | TOTAL REVENUE | 1,819,127 | 2,224,384 | 2,859,940 | 2,265,513 | 2,265,513 | 2,265,513 |
| <u>EXPENDITURES</u> | | | | | | | |
| MATERIALS & SERVICES | | | | | | | |
| 92806 | CLINIC HEALTH SERVICES | 1,854,493 | 1,696,362 | 2,844,940 | 2,250,513 | 2,250,513 | 2,250,513 |
| 92901 | MEMBERSHIP FEES & DUES | 1,790 | 4,079 | 5,000 | 5,000 | 5,000 | 5,000 |
| 95105 | PHARMACY | 262 | - | - | - | - | - |
| 95901 | OTHER SUPPLIES | 228 | 170 | 5,000 | - | - | - |
| 95904 | PEO PREVENTION | - | - | - | 5,000 | 5,000 | 5,000 |
| 95905 | WRAP AROUND SERVICES | 2,803 | 2,381 | 5,000 | - | - | - |
| 95906 | PEO SUPPLIES | (26) | - | - | 5,000 | 5,000 | 5,000 |
| 95909 | ART PROGRAM | 26 | - | - | - | - | - |
| 95912 | FLEX FUND RENT ASSISTANCE | 175 | - | - | - | - | - |
| | TOTAL MATERIALS & SERVICES | 1,859,751 | 1,702,992 | 2,859,940 | 2,265,513 | 2,265,513 | 2,265,513 |
| | TOTAL EXPENDITURES | 1,859,751 | 1,702,992 | 2,859,940 | 2,265,513 | 2,265,513 | 2,265,513 |

LINCOLN COUNTY, OREGON

MENTAL HEALTH FUND (209)

DEPARTMENT: MENTAL HEALTH –CHEMICAL DEPENDENCY (427)

A COMMUNITY SERVICES PROGRAM

OBJECTIVE: To reduce the loss of life, health, economic productivity and public safety consequences to adolescents, adults, families, and the community because of alcohol and other drug abuse by assisting individuals and families with the recovery process.

WORK PLAN SUMMARY: Provide outpatient alcohol & substance abuse treatment and prevention services to adolescents and adults and their families. Outpatient treatment services include: evaluation, intervention, treatment planning, individual and group therapy, family therapy, medication monitoring, coordination with mental health services, schools, other agencies, and referral.

REVENUE AND EXPENDITURE SUMMARY

| | <u>Actual</u> <u>2008-09</u> | <u>Actual</u> <u>2009-10</u> | <u>Budgeted</u> <u>2010-11</u> | <u>Proposed</u> <u>2011-12</u> | <u>Approved</u> <u>2011-12</u> | <u>Adopted</u> <u>2011-12</u> |
|----------------------|---------------------------------|---------------------------------|-----------------------------------|-----------------------------------|-----------------------------------|----------------------------------|
| Total Revenues | 0 | 0 | 603,030 | 653,743 | 653,743 | 634,993 |
| Personal Services | 0 | 0 | 386,490 | 590,819 | 590,819 | 568,193 |
| Materials & Services | 0 | 0 | 216,540 | 62,924 | 62,924 | 70,186 |
| Total Expenditures | 0 | 0 | 603,030 | 653,743 | 653,743 | 638,379 |
| Full-Time Positions | 0.00 | 0.00 | 4.75 | 6.80 | 6.80 | 6.80 |

EFFECTIVENESS INDICATORS: Actual count of persons served and of services provided from county records and state Client Processing Systems (CPMS) reports, LCHHS internal utilization management reports, quality management reports.

INTERRELATIONSHIPS: Parent, schools, courts, physicians, hospitals, law enforcement agencies and other agencies which may be a source of referrals or require the services of program staff or may provide services to persons referred for specialized treatment.

LINCOLN COUNTY, OREGON
ANNUAL BUDGET
FY 2011-12

| | | MENTAL HEALTH FUND (209) CHEMICAL DEPENDENCY (427) | | | | | |
|---------------------|-------|---|-------------------|-------------------|-------------------------------|-------------------------------|------------------------------|
| OBJECT | # FTE | 2008-09 ACTUAL | 2009-10 ACTUAL | 2010-11 BUDGET | 2011-12 PROPOSED BUDGET | 2011-12 APPROVED BUDGET | 2011-12 ADOPTED BUDGET |
| <u>REVENUE</u> | | | | | | | |
| 33153 | | | | 20,638 | 20,638 | 20,638 | 20,638 |
| 33446 | | | | 39,638 | 39,638 | 39,638 | 39,638 |
| 33459 | | | | 159,158 | 159,158 | 159,158 | 159,158 |
| 34516 | | | | 8,700 | 11,829 | 11,829 | 11,829 |
| 34517 | | | | 4,000 | 24,546 | 24,546 | 24,546 |
| 34520 | | | | 22,000 | 24,629 | 24,629 | - |
| 34534 | | | | 294,993 | 294,993 | 294,993 | 294,993 |
| 36990 | | | | 1,200 | 1,200 | 1,200 | 1,200 |
| 39250 | | | | - | 27,018 | 27,018 | 27,018 |
| 40000 | | | | 52,703 | 50,094 | 50,094 | 55,973 |
| TOTAL REVENUE | | | | 603,030 | 653,743 | 653,743 | 634,993 |
| <u>EXPENDITURES</u> | | | | | | | |
| PERSONAL SERVICES | | | | | | | |
| SALARIES | | | | | | | |
| 90205 | 0.11 | | | - | 4,820 | 4,820 | 4,820 |
| 90206 | 1.00 | | | 69,971 | 73,512 | 73,512 | 73,512 |
| 90208 | 0.13 | | | - | 11,724 | 11,724 | 11,724 |
| 90223 | 0.25 | | | - | 20,812 | 20,812 | 20,812 |
| 90228 | 0.15 | | | - | 7,201 | 7,201 | 7,201 |
| 90229 | 0.15 | | | - | 7,716 | 7,716 | 7,716 |
| 90234 | 0.20 | | | - | 15,295 | 15,295 | 15,295 |
| 90245 | 0.21 | | | - | 8,542 | 8,542 | 8,542 |
| 90271 | 0.11 | | | - | 6,804 | 6,804 | 6,804 |
| 90275 | 0.11 | | | - | 7,218 | 7,218 | 7,218 |
| 90301 | 0.06 | | | - | 2,044 | 2,044 | 2,044 |
| 90303 | 0.15 | | | - | 7,229 | 7,229 | 7,229 |
| 90305 | 0.15 | | | 5,038 | 5,293 | 5,293 | 5,293 |
| 90310 | 1.00 | | | 51,431 | 54,574 | 54,574 | 54,574 |
| 90315 | - | | | 18,443 | - | - | - |
| 90327 | 0.15 | | | - | 5,994 | 5,994 | 5,994 |
| 90331 | 0.55 | | | - | 18,890 | 18,890 | 18,890 |
| 90343 | 1.00 | | | 60,696 | 61,910 | 61,910 | 61,910 |
| 90371 | 0.15 | | | - | 7,018 | 7,018 | 7,018 |
| 90373 | 0.50 | | | 30,348 | 30,955 | 30,955 | 30,955 |
| 90376 | 0.50 | | | 26,487 | 22,626 | 22,626 | - |
| 90384 | 0.11 | | | - | 5,667 | 5,667 | 5,667 |
| 90394 | 0.05 | | | - | 2,066 | 2,066 | 2,066 |
| TOTAL SALARIES | | | | 262,414 | 387,910 | 387,910 | 365,284 |

LINCOLN COUNTY, OREGON
ANNUAL BUDGET
FY 2011-12

MENTAL HEALTH FUND (209)
CHEMICAL DEPENDENCY (427)

| OBJECT | # FTE | | 2008-09 | 2009-10 | 2010-11 | 2011-12 | 2011-12 | 2011-12 |
|----------------------------|-------|-------------------------|---------|---------|---------|-----------------|-----------------|----------------|
| | | | ACTUAL | ACTUAL | BUDGET | PROPOSED BUDGET | APPROVED BUDGET | ADOPTED BUDGET |
| BENEFITS & BURDENS | | | | | | | | |
| 90801 | | FICA | - | - | 20,075 | 29,675 | 29,675 | 29,675 |
| 90802 | | 401(K) RETIREMENT | - | - | 28,866 | 42,670 | 42,670 | 42,670 |
| 90804 | | HEALTH INSURANCE | - | - | 60,838 | 100,576 | 100,576 | 100,576 |
| 90805 | | DENTAL INSURANCE | - | - | 6,650 | 10,278 | 10,278 | 10,278 |
| 90806 | | LIFE INSURANCE | - | - | 342 | 489 | 489 | 489 |
| 90807 | | LTD INSURANCE | - | - | 670 | 958 | 958 | 958 |
| 90808 | | WORKERS' COMPENSATION | - | - | 1,207 | 9,938 | 9,938 | 9,938 |
| 90809 | | UNEMPLOYMENT | - | - | 5,248 | 7,758 | 7,758 | 7,758 |
| 90810 | | PEHP | - | - | 180 | 567 | 567 | 567 |
| TOTAL BENEFITS & BURDENS | | | - | - | 124,076 | 202,909 | 202,909 | 202,909 |
| TOTAL PERSONAL SERVICES | | | - | - | 386,490 | 590,819 | 590,819 | 568,193 |
| MATERIALS & SERVICES | | | | | | | | |
| 91101 | | TRAVEL REIMBURSEMENT | - | - | 2,000 | 2,000 | 2,000 | 2,000 |
| 91201 | | MEALS & LODGING | - | - | 1,000 | 1,000 | 1,000 | 1,000 |
| 91501 | | POSTAGE | - | - | 150 | 150 | 150 | 150 |
| 91601 | | PRINTING & PUBLICATIONS | - | - | 1,500 | 200 | 200 | 200 |
| 92901 | | MEMBERSHIP FEES & DUES | - | - | 500 | 150 | 150 | 150 |
| 93301 | | MAINTENANCE AGREEMENTS | - | - | 10,000 | 10,000 | 10,000 | 10,000 |
| 93901 | | CONTRACTUAL SERVICES | - | - | - | 1,872 | 1,872 | 1,872 |
| 94101 | | OFFICE SUPPLIES | - | - | 500 | 500 | 500 | 500 |
| 94102 | | FURNITURE/EQUIP <\$5000 | - | - | 100 | - | - | - |
| 94201 | | PRINT SHOP | - | - | 1,500 | 250 | 250 | 250 |
| 95101 | | MED/LAB/XRAY | - | - | 2,500 | 3,814 | 3,814 | 3,814 |
| 95102 | | MEDICAL SUPPLIES | - | - | 2,000 | 2,000 | 2,000 | 2,000 |
| 95201 | | EDUCATION & LIBRARY | - | - | 1,000 | 250 | 250 | 250 |
| 95202 | | CONTINUING EDUCATION | - | - | 1,500 | 1,000 | 1,000 | 1,000 |
| 95901 | | OTHER SUPPLIES | - | - | 3,182 | 34,738 | 34,738 | 42,000 |
| 95902 | | CLIENT FLEX | - | - | 2,000 | 5,000 | 5,000 | 5,000 |
| 95910 | | ADMINISTRATIVE COSTS | - | - | 178,858 | - | - | - |
| 96901 | | COUNTY INDIRECT COSTS | - | - | 8,250 | - | - | - |
| TOTAL MATERIALS & SERVICES | | | - | - | 216,540 | 62,924 | 62,924 | 70,186 |
| TOTAL EXPENDITURES | | | - | - | 603,030 | 653,743 | 653,743 | 638,379 |

LINCOLN COUNTY, OREGON

MENTAL HEALTH FUND (209)

DEPARTMENT: MRDD PASS THROUGH (428)

A COMMUNITY SERVICES PROGRAM

OBJECTIVE: To administer contract payments with public or private providers of specialized mental health, alcohol and drug treatment, and developmental disability services.

WORK PLAN SUMMARY: Account for State pass-through funds, report to fund source.

REVENUE AND EXPENDITURE SUMMARY

| | <u>Actual</u> <u>2008-09</u> | <u>Actual</u> <u>2009-10</u> | <u>Budgeted</u> <u>2010-11</u> | <u>Proposed</u> <u>2011-12</u> | <u>Approved</u> <u>2011-12</u> | <u>Adopted</u> <u>2011-12</u> |
|----------------------|---------------------------------|---------------------------------|-----------------------------------|-----------------------------------|-----------------------------------|----------------------------------|
| Total Revenues | 0 | 0 | 531,660 | 531,660 | 531,660 | 531,660 |
| Materials & Services | 0 | 0 | 531,660 | 531,660 | 531,660 | 531,660 |
| Total Expenditures | 0 | 0 | 531,660 | 531,660 | 531,660 | 531,660 |

EFFECTIVENESS INDICATORS: Actual count of persons served from subcontractor records and State Client Process Monitoring System (CPMS) reports.

INTERRELATIONSHIPS: Oregon Mental Health Division, subcontractors.

LINCOLN COUNTY, OREGON
ANNUAL BUDGET
FY 2011-12

| MENTAL HEALTH FUND (209) MRDD PASS THROUGH (428) | | | | | | | |
|---|---------|---------|---------|----------|----------|---------|---------|
| OBJECT | 2008-09 | 2009-10 | 2010-11 | 2011-12 | 2011-12 | 2011-12 | |
| | ACTUAL | ACTUAL | BUDGET | PROPOSED | APPROVED | ADOPTED | |
| | | | | BUDGET | BUDGET | BUDGET | BUDGET |
| <u>REVENUE</u> | | | | | | | |
| 33409 RENT RENEW | - | - | 15,029 | 15,029 | 15,029 | 15,029 | 15,029 |
| 33410 SE 56 STATE RENT SUBSIDY | - | - | 23,311 | 23,311 | 23,311 | 23,311 | 23,311 |
| 33411 RESIDENTIAL - BENTON | - | - | 71,892 | 71,892 | 71,892 | 71,892 | 71,892 |
| 33452 CONTINUUM OF CARE-SET AM | - | - | 67,154 | 67,154 | 67,154 | 67,154 | 67,154 |
| 33454 DETOX/SC&F STATE GRANT | - | - | 40,080 | 40,080 | 40,080 | 40,080 | 40,080 |
| 33455 DETOX HOUSING AWARD | - | - | 43,152 | 43,152 | 43,152 | 43,152 | 43,152 |
| 33457 COMP IN-HOME SUPPORT | - | - | 142,576 | 142,576 | 142,576 | 142,576 | 142,576 |
| 33481 SE 53 TRANSPORTATION | - | - | 35,274 | 35,274 | 35,274 | 35,274 | 35,274 |
| 33492 RECONNECTING YOUTH | - | - | 45,000 | 60,000 | 60,000 | 60,000 | 60,000 |
| 33493 BENTON RENT SUBSIDY | - | - | 33,192 | 33,192 | 33,192 | 33,192 | 33,192 |
| 33494 SPECIAL PROJECTS-RENEW | - | - | 15,000 | - | - | - | - |
| 33489 ABHA CHILDRENS CAPITATION | 254,796 | 206,967 | - | - | - | - | - |
| TOTAL REVENUE | 254,796 | 206,967 | 531,660 | 531,660 | 531,660 | 531,660 | 531,660 |
| <u>EXPENDITURES</u> | | | | | | | |
| MATERIALS & SERVICES | | | | | | | |
| 93901 CONTRACTUAL SERVICES | - | - | - | - | - | - | - |
| 93902 DD CLIENTS IN-HOME CARE | - | - | 142,576 | 142,576 | 142,576 | 142,576 | 142,576 |
| 93904 SE 53 TRANSPORTATION | - | - | 35,274 | 35,274 | 35,274 | 35,274 | 35,274 |
| 93907 CONTINUUM OF CARE/DETOX | - | - | 67,154 | 67,154 | 67,154 | 67,154 | 67,154 |
| 93911 RENT RENEW | - | - | 15,029 | 15,029 | 15,029 | 15,029 | 15,029 |
| 93915 RECONNECTING YOUTH | - | - | 45,000 | 45,000 | 45,000 | 45,000 | 45,000 |
| 93919 SE 56/RENT SUBSIDIES | - | - | 23,311 | 23,311 | 23,311 | 23,311 | 23,311 |
| 93921 SCF/DETOX | - | - | 40,080 | 40,080 | 40,080 | 40,080 | 40,080 |
| 93923 DETOX HOUSING GRANT | - | - | 43,152 | 43,152 | 43,152 | 43,152 | 43,152 |
| 93924 SPECIAL PROJECTS - RENEW | - | - | 15,000 | 15,000 | 15,000 | 15,000 | 15,000 |
| 93930 RESIDENTIAL/BENTON | - | - | 71,892 | 71,892 | 71,892 | 71,892 | 71,892 |
| 93932 BENTON RENT SUBSIDY | - | - | 33,192 | 33,192 | 33,192 | 33,192 | 33,192 |
| TOTAL MATERIALS & SERVICES | - | - | 531,660 | 531,660 | 531,660 | 531,660 | 531,660 |
| TOTAL EXPENDITURES | - | - | 531,660 | 531,660 | 531,660 | 531,660 | 531,660 |

LINCOLN COUNTY, OREGON
ANNUAL BUDGET
FY 2011-12

COMMUNITY HEALTH CENTERS FUND (216)
SUMMARY

| DEPT # | # FTE* | | 2008-09 ACTUAL | 2009-10 ACTUAL | 2010-11 BUDGET | 2011-12 PROPOSED BUDGET | 2011-12 APPROVED BUDGET | 2011-12 ADOPTED BUDGET |
|---|--------|---|-------------------|-------------------|-------------------|-------------------------------|-------------------------------|------------------------------|
| 701 | 12.12 | COMMUNITY HEALTH CENTERS | 1,083,882 | 1,534,991 | 1,571,520 | 1,306,514 | 1,306,514 | 1,373,662 |
| 702 | 4.94 | SCHOOL BASED HEALTH CENTERS | 351,993 | 370,341 | 580,211 | 959,652 | 959,652 | 959,652 |
| 704 | 9.63 | FAMILY PLANNING | - | - | - | 1,085,743 | 1,085,743 | 1,085,743 |
| 703 | - | LINCOLN CITY HEALTH CENTER (CLOSED) | 530,792 | - | - | - | - | - |
| 816 | - | ADMINISTRATION (CLOSED) | 711,817 | 6,887 | - | - | - | - |
| 26.69 | | TOTAL COMMUNITY HEALTH CENTER FUND | 2,678,484 | 1,912,219 | 2,151,731 | 3,351,909 | 3,351,909 | 3,419,057 |
| COMMUNITY HEALTH CENTER FUND BY CATEGORY | | | | | | | | |
| | | TOTAL REVENUE | 2,047,434 | 2,361,470 | 2,173,483 | 3,351,909 | 3,351,909 | 3,419,057 |
| | | EXPENDITURES: | | | | | | |
| | | PERSONAL SERVICES | 1,871,546 | 1,274,344 | 1,718,404 | 2,317,334 | 2,317,334 | 2,317,334 |
| | | MATERIALS & SERVICES | 547,332 | 637,875 | 433,327 | 1,034,575 | 1,034,575 | 1,101,723 |
| | | TRANSFER TO HHS FUND | 259,606 | - | - | - | - | - |
| | | RESERVE FOR COMPENSATED ABSENCES | - | - | 21,752 | - | - | - |
| | | TOTAL OTHER APPROPRIATIONS | 2,678,484 | 1,912,219 | 2,173,483 | 3,351,909 | 3,351,909 | 3,419,057 |
| | | ENDING BALANCE | (631,050) | 449,251 | - | - | - | - |

*Does not include "Temporary Employees"

LINCOLN COUNTY, OREGON

COMMUNITY HEALTH CENTER FUND (216)

DEPARTMENT: NEWPORT/LINCOLN CITY HEALTH CENTER (701)

A COMMUNITY SERVICES PROGRAM– FEDERALLY QUALIFIED HEALTH CENTER

OBJECTIVE: Increase access to healthcare for citizens in Lincoln County with an emphasis on service to the uninsured and the underinsured. The services provided encompass primary care (preventive, acute and chronic disease management services), family planning, and behavioral health services along with access to affordable pharmacy services for patients of the center. Referrals to specialty services including behavioral health and social services occur as needed. Services are available to all age groups and will address the needs and barriers to health care identified during the Community Health Improvement Process.

WORK PLAN SUMMARY: Maintain current access points for the uninsured and underinsured to access medical and behavioral health services in the cities of Newport and Lincoln City.

REVENUE AND EXPENDITURE SUMMARY

| | Actual <u>2008-09</u> | Actual <u>2009-10</u> | Budgeted <u>2010-11</u> | Proposed <u>2011-12</u> | Approved <u>2011-12</u> | Adopted <u>2011-12</u> |
|-------------------------------|--------------------------|--------------------------|----------------------------|----------------------------|----------------------------|---------------------------|
| | | 1,821,29 | | | | |
| Total Revenues | 675,568 | 9 | 1,588,840 | 1,929,958 | 1,929,958 | 1,997,941 |
| Personal Services | 890,523 | 942,521 | 1,213,498 | 1,025,756 | 1,025,756 | 1,025,756 |
| Materials and Services | 193,359 | 592,471 | 358,022 | 280,758 | 280,758 | 347,906 |
| Special Payments | 0 | 0 | 0 | 0 | 0 | 0 |
| Comp Absences Res | 0 | 0 | 17,320 | 0 | 0 | 0 |
| | | 1,534,99 | | | | |
| Total Expenditures | 1,083,882 | 2 | 1,588,840 | 1,306,514 | 1,306,514 | 1,373,662 |
| Full-Time Positions | 18.88 | 18.88 | 13.96 | 13.36 | 13.36 | 13.36 |

EFFECTIVENESS INDICATORS: Number of new clients served, patient satisfaction as measured by biannual surveys, and clinical quality as measured by the benchmarks of the Quality Assurance plan and reported annually to the Health Council and the Board of Commissioners.

INTERRELATIONSHIPS: Local hospitals, Community organizations, State Department of Health Services, Federal Department of Public Health (BPH), Federal Health

Recovery and Services Administration (HRSA), Local Businesses, Local Physicians and other community partners.

LINCOLN COUNTY, OREGON
ANNUAL BUDGET
FY 2011-12

COMMUNITY HEALTH CENTER FUND (216)
COMMUNITY HEALTH CENTERS (701)

| OBJECT | # FTE | 2008-09 ACTUAL | 2009-10 ACTUAL | 2010-11 BUDGET | 2011-12 PROPOSED BUDGET | 2011-12 APPROVED BUDGET | 2011-12 ADOPTED BUDGET |
|---------------------|---------------------------------|-------------------|-------------------|-------------------|-------------------------------|-------------------------------|------------------------------|
| <u>REVENUE</u> | | | | | | | |
| 33411 | SOCIAL ACCOUNTABILITY | - | 2,500 | - | - | - | - |
| 33540 | FAMILY PLANNING | - | 67,174 | 66,261 | - | - | - |
| 33542 | FAMILY PLANNING | - | - | 1,757 | - | - | - |
| 33560 | FEDERAL QUALIFIED HLTH CTR | 25,123 | 508,688 | 521,531 | 537,131 | 537,131 | 537,131 |
| 33561 | HRS CIP GRANT | - | 88,139 | - | - | - | - |
| 33562 | HRS ARRA GRANT | - | 63,396 | 63,367 | - | - | - |
| 33570 | FQHC EXPANDED SERVICE GR | - | - | - | 216,972 | 216,972 | 216,972 |
| 33585 | OREGON MOTHERS CARE/OHD | - | 5,561 | 6,078 | 6,078 | 6,078 | 6,078 |
| 33591 | VA CONTRACT | - | - | 155,774 | 250,000 | 250,000 | 250,000 |
| 34515 | MEDICARE COST SETTLEMENT | - | 9,760 | 50,000 | 50,000 | 50,000 | 50,000 |
| 34516 | FEES/MEDICAID | 299,191 | 328,910 | 200,000 | 150,000 | 150,000 | 150,000 |
| 34517 | FEES/MEDICARE | 62,877 | 54,809 | 50,000 | 80,000 | 80,000 | 80,000 |
| 34518 | FP MEDICAID | 31,529 | 66,671 | 50,000 | - | - | - |
| 34519 | FP FPEP | 60,597 | 154,512 | 150,000 | - | - | - |
| 34520 | FP INSURANCE | 9,959 | 20,042 | 17,000 | - | - | - |
| 34521 | FP PRIVATE PAY | 7,068 | 10,780 | 8,500 | - | - | - |
| 34535 | FEES/PRIVATE PAY | 95,760 | 89,117 | 72,800 | 60,000 | 60,000 | 60,000 |
| 34536 | FEES/INSURANCE | 65,322 | 60,061 | 45,000 | 100,000 | 100,000 | 100,000 |
| 34593 | MEDICAID WRAP AROUND | - | - | 100,000 | 200,000 | 200,000 | 200,000 |
| 36175 | INTEREST EARNINGS | - | (253) | - | 500 | 500 | 500 |
| 36990 | MISCELLANEOUS | 18,142 | 190,903 | 5,000 | 5,000 | 5,000 | 5,000 |
| 39250 | TRANS FROM GENERAL FUND | - | 100,529 | 25,772 | - | - | - |
| 40000 | BEGINNING BALANCE | - | - | - | 274,277 | 274,277 | 342,260 |
| TOTAL REVENUE | | 675,568 | 1,821,299 | 1,588,840 | 1,929,958 | 1,929,958 | 1,997,941 |
| <u>EXPENDITURES</u> | | | | | | | |
| PERSONAL SERVICES | | | | | | | |
| SALARIES | | | | | | | |
| 90205 | 0.09 FINANCIAL ADMIN. ASSISTANT | - | - | 8,906 | 4,049 | 4,049 | 4,049 |
| 90208 | 0.11 EXECUTIVE DIRECTOR | - | 15,528 | 22,442 | 10,039 | 10,039 | 10,039 |
| 90211 | - GRANT ADMINISTRATOR | - | 5,143 | - | - | - | - |
| 90213 | 0.50 DIVISION DIRECTOR | - | - | 61,544 | 20,824 | 20,824 | 20,824 |
| 90220 | 0.25 MEDICAL DIRECTOR | 41,702 | 10,639 | 28,304 | 47,220 | 47,220 | 47,220 |
| 90221 | 0.63 CLINIC COORDINATOR | 27,494 | 64,317 | 65,512 | 48,179 | 48,179 | 48,179 |
| 90225 | - PHYSICIAN | - | - | 122,077 | - | - | - |
| 90228 | 0.09 SUPPORT SUPERVISOR | - | - | - | 6,172 | 6,172 | 6,172 |
| 90229 | 0.09 BILLING SUPERVISOR | - | - | - | 3,601 | 3,601 | 3,601 |
| 90234 | 0.01 QM/UM COORDINATOR | - | - | - | 964 | 964 | 964 |
| 90242 | - BOOKKEEPER I | - | 2,077 | - | - | - | - |
| 90245 | 0.03 ADMINISTRATIVE ASSISTANT | - | - | - | 1,133 | 1,133 | 1,133 |
| 90252 | 0.44 ADMINISTRATIVE ASSISTANT | - | 28,492 | 27,424 | 18,151 | 18,151 | 18,151 |
| 90265 | 0.63 FAMILY MEDICAL DOCTOR | 36,324 | 69,418 | 68,700 | 51,835 | 51,835 | 51,835 |
| 90271 | 0.09 ADMINISTRATIVE ASSISTANT | - | - | 11,691 | 3,335 | 3,335 | 3,335 |
| 90275 | 0.09 BUDGET ANALYST | - | - | 14,046 | 4,757 | 4,757 | 4,757 |
| 90276 | - CLINIC COORDINATOR | 50,097 | - | - | - | - | - |
| 90301 | 0.05 OFFICE ASSISTANT II | - | - | - | 1,717 | 1,717 | 1,717 |

LINCOLN COUNTY, OREGON
ANNUAL BUDGET
FY 2011-12

COMMUNITY HEALTH CENTER FUND (216)
COMMUNITY HEALTH CENTERS (701)

| OBJECT | # FTE | | 2008-09 | 2009-10 | 2010-11 | 2011-12 | 2011-12 | 2011-12 |
|--------|-------|-----------------------------|---------|---------|---------|-----------------|-----------------|----------------|
| | | | ACTUAL | ACTUAL | BUDGET | PROPOSED BUDGET | APPROVED BUDGET | ADOPTED BUDGET |
| 90303 | 0.09 | BOOKKEEPER II | - | - | - | 4,554 | 4,554 | 4,554 |
| 90304 | - | LEAD OFFICE ASSISTANT | - | - | 9,173 | - | - | - |
| 90311 | 0.63 | CLINIC ASSISTANT II (GRANT) | - | - | - | 24,010 | 24,010 | 24,010 |
| 90319 | - | LEAD BOOKKEEPER | - | 10,592 | 6,010 | - | - | - |
| 90320 | 0.63 | PROVIDER (GRANT) | - | - | - | 61,893 | 61,893 | 61,893 |
| 90323 | - | BOOKKEEPER II | 176 | 8,064 | - | - | - | - |
| 90327 | 0.09 | BOOKKEEPER I | 17,886 | 123 | - | 3,776 | 3,776 | 3,776 |
| 90328 | 0.63 | COMMUNITY HEALTH NURSE I | - | - | - | 36,336 | 36,336 | 36,336 |
| 90329 | 0.47 | CH NURSE | 56,037 | 25,583 | 51,370 | 28,631 | 28,631 | 28,631 |
| 90331 | 0.63 | OFFICE ASSISTANT II | 12,816 | 30,518 | 32,055 | 21,853 | 21,853 | 21,853 |
| 90335 | 0.63 | CLINIC ASSISTANT II | 35,178 | 37,621 | 42,473 | 28,529 | 28,529 | 28,529 |
| 90339 | - | CLINIC ASSISTANT | 19,229 | 766 | - | - | - | - |
| 90345 | - | CLINIC ASSISTANT II | - | 704 | - | - | - | - |
| 90348 | 0.50 | FAMILY NURSE PRACTITIONER | - | - | 14,691 | 43,139 | 43,139 | 43,139 |
| 90351 | - | OFFICE ASSISTANT II | - | 207 | - | - | - | - |
| 90353 | 0.63 | OFFICE ASSISTANT II (GRANT) | - | - | - | 22,231 | 22,231 | 22,231 |
| 90356 | - | OFFICE ASSISTANT | - | 151 | - | - | - | - |
| 90358 | 0.63 | FAMILY NURSE PRACTITIONER | 4 | 9 | - | 51,835 | 51,835 | 51,835 |
| 90360 | - | CLINIC ASSISTANT II | 14,908 | - | - | - | - | - |
| 90361 | 0.63 | CLINIC ASSISTANT II | - | 3,431 | - | 22,302 | 22,302 | 22,302 |
| 90363 | 0.63 | BOOKKEEPER I | 10,677 | 31,868 | 34,595 | 20,701 | 20,701 | 20,701 |
| 90366 | - | FAMILY NURSE PRACTITIONER | 63,602 | 10,103 | - | - | - | - |
| 90367 | - | OUTREACH WORKER | 31,731 | 32,810 | 35,218 | - | - | - |
| 90371 | 0.09 | BOOKKEEPER II | 11,766 | - | - | 4,421 | 4,421 | 4,421 |
| 90377 | 0.13 | NURSE PRACTITIONER | 23,102 | 54,277 | 58,762 | 12,379 | 12,379 | 12,379 |
| 90384 | 0.09 | SUPPLY CLERK | 1,001 | 16,582 | 11,359 | 4,760 | 4,760 | 4,760 |
| 90386 | - | OFFICE ASSISTANT II | 18,769 | - | - | - | - | - |
| 90387 | - | NURSE PRACTITIONER | 76,065 | 16,703 | - | - | - | - |
| 90392 | 0.63 | OFFICE ASSISTANT II | 30,912 | 29,970 | 33,588 | 22,231 | 22,231 | 22,231 |
| 90398 | 0.63 | CLINIC ASSISTANT II | 18,220 | 42,243 | 45,060 | 28,955 | 28,955 | 28,955 |
| 90399 | 0.63 | COMM HEALTH NURSE II | - | 25,212 | - | 34,001 | 34,001 | 34,001 |
| 90401 | | TEMPORARY EMPLOYEES | 24,236 | 90,616 | 20,000 | 6,300 | 6,300 | 6,300 |
| 90501 | | OVERTIME | 9,599 | 8,825 | 8,500 | 7,560 | 7,560 | 7,560 |
| | 12.12 | TOTAL SALARIES | 631,531 | 672,592 | 833,500 | 712,373 | 712,373 | 712,373 |
| | | BENEFITS & BURDENS | | | | | | |
| 90801 | | FICA | 45,107 | 49,515 | 63,763 | 54,497 | 54,497 | 54,497 |
| 90802 | | 401(K) RETIREMENT | 68,421 | 63,787 | 89,485 | 76,837 | 76,837 | 76,837 |
| 90804 | | HEALTH INSURANCE | 115,648 | 122,073 | 182,481 | 134,467 | 134,467 | 134,467 |
| 90805 | | DENTAL INSURANCE | 12,624 | 13,593 | 19,945 | 13,091 | 13,091 | 13,091 |
| 90806 | | LIFE INSURANCE | 681 | 641 | 998 | 659 | 659 | 659 |
| 90807 | | LTD INSURANCE | 1,534 | 1,627 | 1,954 | 1,286 | 1,286 | 1,286 |

LINCOLN COUNTY, OREGON
ANNUAL BUDGET
FY 2011-12

| COMMUNITY HEALTH CENTER FUND (216) | | | | | | | |
|------------------------------------|----------------------------|-------------------|-------------------|-------------------|-------------------------------|-------------------------------|------------------------------|
| COMMUNITY HEALTH CENTERS (701) | | | | | | | |
| OBJECT | # FTE | 2008-09 ACTUAL | 2009-10 ACTUAL | 2010-11 BUDGET | 2011-12 PROPOSED BUDGET | 2011-12 APPROVED BUDGET | 2011-12 ADOPTED BUDGET |
| 90808 | WORKER'S COMPENSATION | 8,702 | 9,651 | 3,834 | 18,251 | 18,251 | 18,251 |
| 90809 | UNEMPLOYMENT | 5,900 | 8,351 | 16,670 | 14,247 | 14,247 | 14,247 |
| 90810 | PEHP | 375 | 690 | 868 | 48 | 48 | 48 |
| | TOTAL BENEFITS & BURDENS | 258,992 | 269,928 | 379,998 | 313,383 | 313,383 | 313,383 |
| | TOTAL PERSONAL SERVICES | 890,523 | 942,520 | 1,213,498 | 1,025,756 | 1,025,756 | 1,025,756 |
| | MATERIALS & SERVICES | | | | | | |
| 91101 | TRAVEL REIMBURSEMENT | 402 | 704 | 1,500 | 3,780 | 3,780 | 3,780 |
| 91102 | FLEET SERVICES | - | - | 200 | - | - | - |
| 91201 | MEALS & LODGING | 131 | 1,290 | 1,500 | 3,150 | 3,150 | 3,150 |
| 91401 | TELEPHONE | 11,778 | 27,962 | 25,000 | 15,750 | 15,750 | 15,750 |
| 91501 | POSTAGE | 344 | 2,021 | 1,500 | 1,658 | 1,658 | 1,658 |
| 91601 | PRINTING & PUBLICATIONS | - | 2,209 | 3,000 | 1,890 | 1,890 | 1,890 |
| 92001 | UTILITIES | 3,978 | 3,118 | 2,500 | 5,040 | 5,040 | 5,040 |
| 92101 | EQUIPMENT REPAIR | 30 | - | - | - | - | - |
| 92802 | PROFESSIONAL SERVICES | 12,736 | 12,338 | 1,300 | 4,410 | 4,410 | 4,410 |
| 92901 | MEMBERSHIP FEES & DUES | 374 | 14,156 | 6,500 | 3,150 | 3,150 | 3,150 |
| 93301 | MAINTENANCE AGREEMENTS | 4,356 | 54,620 | 75,000 | 37,800 | 37,800 | 37,800 |
| 93901 | CONTRACTUAL SERVICES | 1,112 | 219,217 | 40,000 | 15,750 | 15,750 | 15,750 |
| 94101 | OFFICE SUPPLIES | 1,701 | 2,705 | 5,000 | 5,040 | 5,040 | 5,040 |
| 94102 | FURNITURE & EQUIP. UNDER | 540 | 45,267 | 2,000 | 28,725 | 28,725 | 28,725 |
| 94201 | PRINT SHOP | 897 | 2,666 | 3,500 | 2,205 | 2,205 | 2,205 |
| 94601 | FOOD & CLOTHING | 25 | 214 | 522 | 630 | 630 | 630 |
| 95101 | MED/LAB/XRAY | 13,969 | 14,950 | 5,000 | 9,450 | 9,450 | 9,450 |
| 95102 | MEDICAL SUPPLIES | 54,060 | 28,817 | 30,000 | 35,000 | 35,000 | 35,000 |
| 95103 | FP SUPPLIES | 24,890 | 64,650 | 58,000 | - | - | - |
| 95105 | PHARMACY | 115 | 292 | 1,000 | 630 | 630 | 630 |
| 95201 | EDUCATION & LIBRARY | 27 | 1,671 | 1,000 | 945 | 945 | 945 |
| 95202 | CONTINUING EDUCATION | 595 | 345 | 1,000 | 5,040 | 5,040 | 5,040 |
| 95901 | OTHER SUPPLIES | 889 | 2,637 | 1,000 | 3,150 | 3,150 | 3,150 |
| 95904 | PROGRAM DEVELOPMENT | - | - | - | 37,722 | 37,722 | 104,870 |
| 95905 | WRAP AROUND SERVICES | 686 | - | - | - | - | - |
| 96301 | PROPERTY/LIABILITY INSUR | - | - | - | 3,143 | 3,143 | 3,143 |
| 96601 | RENTALS OF SPACE | 47,839 | 90,622 | 92,000 | 56,700 | 56,700 | 56,700 |
| 96606 | FQHC ADJUSTMENT | 11,885 | - | - | - | - | - |
| | TOTAL MATERIALS & SERVICES | 193,359 | 592,471 | 358,022 | 280,758 | 280,758 | 347,906 |
| | TOTAL EXPENDITURES | 1,083,882 | 1,534,991 | 1,571,520 | 1,306,514 | 1,306,514 | 1,373,662 |
| | ENDING BALANCE | | | | | | |
| 99603 | COMPENSATED ABSENCES RES | - | - | 17,320 | - | - | - |
| | TOTAL ENDING BALANCE | - | - | 17,320 | - | - | - |

LINCOLN COUNTY, OREGON

COMMUNITY HEALTH CENTER FUND (216)

DEPARTMENT: SCHOOL BASED HEALTH CENTERS (702)

A COMMUNITY SERVICES PROGRAM– FEDERALLY QUALIFIED HEALTH CENTER

OBJECTIVE: Increase access to healthcare for students in Lincoln County including medical services, dental care, behavioral health services and social services information and referral in order to improve educational outcomes. Improve overall health of adolescents of Lincoln County by addressing and reducing: adolescent substance (drugs, alcohol, tobacco) abuse; teen pregnancy and sexually transmitted disease; depression and suicide and suicide attempts in this age group.

WORK PLAN SUMMARY: Provide on-site medical and behavioral health services, and access to dental services for students at four Lincoln County School Based Health Centers currently located at Newport High School, Taft High School, Toledo High School and Waldport Middle School.

REVENUE AND EXPENDITURE SUMMARY

| | Actual <u>2008-09</u> | Actual <u>2009-10</u> | Budgeted <u>2010-11</u> | Proposed <u>2011-12</u> | Approved <u>2011-12</u> | Adopted <u>2011-12</u> |
|-------------------------------|--------------------------|--------------------------|----------------------------|----------------------------|----------------------------|---------------------------|
| Total Revenues | 174,289 | 540,170 | 584,643 | 1,065,422 | 1,065,422 | 1,064,587 |
| Personal Services | 315,053 | 324,936 | 504,906 | 430,678 | 430,678 | 430,678 |
| Materials and Services | 36,940 | 45,403 | 75,305 | 528,974 | 528,974 | 528,974 |
| Comp Absences Res | 0 | 0 | 4,432 | 0 | 0 | 0 |
| Total Expenditures | 351,993 | 370,339 | 584,643 | 959,652 | 959,652 | 959,652 |
| Full-Time Positions | 5.03 | 5.03 | 5.97 | 4.95 | 4.95 | 4.95 |

EFFECTIVENESS INDICATORS: Students served, services provided, student satisfaction as measured by annual surveys, clinical quality as measured by the Quality Assurance Plan, number of low-income at-risk students served as measured by biannual state-sponsored surveys.

INTERRELATIONSHIPS: Lincoln County School District, State DHS, local private physicians, local hospitals, social service agencies, local business, Siletz and Grande Ronde Tribes, local service groups and other fund granting agencies or bodies.

LINCOLN COUNTY, OREGON
ANNUAL BUDGET
FY 2011-12

COMMUNITY HEALTH CENTER FUND (216)
SCHOOL BASED HEALTH CENTERS (702)

| OBJECT | # FTE | 2008-09 ACTUAL | 2009-10 ACTUAL | 2010-11 BUDGET | 2011-12 PROPOSED BUDGET | 2011-12 APPROVED BUDGET | 2011-12 ADOPTED BUDGET |
|---------------------|--------------------------------|-------------------|-------------------|-------------------|-------------------------------|-------------------------------|------------------------------|
| <u>REVENUE</u> | | | | | | | |
| 33410 | SCHOOL INTEGRATION/LCSD | 7,530 | - | 52,000 | 20,004 | 20,004 | 20,004 |
| 33411 | SOCIAL ACCOUNTABILITY/SP | - | 3,800 | - | - | - | - |
| 33520 | STARS/OHD | - | 5,000 | 7,914 | - | - | - |
| 33523 | CORE GRANT | - | 7,577 | - | - | - | - |
| 33540 | FAMILY PLANNING | - | 8,453 | 5,372 | - | - | - |
| 33542 | FAMILY PLANNING | - | - | 142 | - | - | - |
| 33560 | FEDERAL QUALIFIED HLTH C | - | 192,030 | 151,498 | 151,498 | 151,498 | 151,498 |
| 33571 | SBHC CONSTRUCTION GRANT | - | - | - | 500,000 | 500,000 | 500,000 |
| 33590 | SCHOOL BASED CLINICS/OHD | - | 164,050 | 164,000 | 164,800 | 164,800 | 164,800 |
| 34516 | FEES/MEDICAID | 107,916 | 85,196 | 75,000 | 75,000 | 75,000 | 75,000 |
| 34518 | FP MEDICAID | 22,070 | 26,709 | 13,000 | - | - | - |
| 34519 | FP FPEP | 9,094 | 7,166 | 6,000 | - | - | - |
| 34520 | FP INSURANCE | 917 | 2,144 | 100 | - | - | - |
| 34521 | FP PRIVATE PAY | (667) | - | - | - | - | - |
| 34535 | FEES/PRIVATE PAY | (8,327) | 2,729 | 2,000 | 2,000 | 2,000 | 2,000 |
| 34536 | FEES/INSURANCE | 31,649 | 17,780 | 7,500 | 7,500 | 7,500 | 7,500 |
| 36176 | DONATIONS | 1,628 | 1,500 | - | 300 | 300 | 300 |
| 36990 | MISCELLANEOUS | 2,479 | 290 | 2,000 | 500 | 500 | 500 |
| 39101 | TRANSFER FROM GENERAL FU | - | - | 98,117 | - | - | - |
| 39250 | TRANSFER FROM GENERAL FU | - | 15,747 | - | - | - | - |
| 40000 | BEGINNING BALANCE | - | - | - | 143,820 | 143,820 | 142,985 |
| TOTAL REVENUE | | 174,289 | 540,171 | 584,643 | 1,065,422 | 1,065,422 | 1,064,587 |
| <u>EXPENDITURES</u> | | | | | | | |
| PERSONAL SERVICES | | | | | | | |
| SALARIES | | | | | | | |
| 90205 | 0.09 FINANCIAL ADMIN ASSISTANT | - | - | 3,872 | 4,049 | 4,049 | 4,049 |
| 90208 | 0.11 EXECUTIVE DIRECTOR | - | 7,100 | 9,758 | 9,993 | 9,993 | 9,993 |
| 90211 | - GRANT ADMINISTRATOR | - | 150 | - | - | - | - |
| 90213 | 0.13 DIVISION DIRECTOR | - | - | 15,386 | 9,459 | 9,459 | 9,459 |
| 90220 | 0.13 MEDICAL DIRECTOR | - | - | 14,152 | 11,459 | 11,459 | 11,459 |
| 90221 | - COMMUNITY HEALTH NURSE IV | - | 33,013 | - | - | - | - |
| 90228 | 0.09 SUPPORT SUPERVISOR | - | - | - | 4,537 | 4,537 | 4,537 |
| 90229 | 0.09 BILLING SUPERVISOR | - | - | - | 4,537 | 4,537 | 4,537 |
| 90234 | 0.06 QM/UM COORDINATOR | - | - | - | 4,818 | 4,818 | 4,818 |
| 90241 | 0.32 SBHC COORDINATOR/RN | 56,004 | - | 59,332 | 20,574 | 20,574 | 20,574 |
| 90245 | 0.03 ADMINISTRATIVE ASSISTANT | - | - | - | 1,133 | 1,133 | 1,133 |
| 90252 | 0.13 ADMINSTRATIVE ASSISTANT | - | - | 7,835 | 5,186 | 5,186 | 5,186 |
| 90271 | 0.09 EXECUTIVE ASSISTANT | - | - | 5,083 | 5,715 | 5,715 | 5,715 |
| 90275 | 0.09 BUDGET ANALYST | - | - | 6,107 | 6,063 | 6,063 | 6,063 |
| 90301 | 0.05 OFFICE ASSISTANT II | 65 | - | - | 1,717 | 1,717 | 1,717 |
| 90303 | 0.09 BOOKKEEPER II | - | - | - | 4,554 | 4,554 | 4,554 |

LINCOLN COUNTY, OREGON
ANNUAL BUDGET
FY 2011-12

COMMUNITY HEALTH CENTER FUND (216)
SCHOOL BASED HEALTH CENTERS (702)

| OBJECT | # FTE | | 2008-09 ACTUAL | 2009-10 ACTUAL | 2010-11 BUDGET | 2011-12 PROPOSED BUDGET | 2011-12 APPROVED BUDGET | 2011-12 ADOPTED BUDGET |
|----------------------|-------|---------------------------|-------------------|-------------------|-------------------|-------------------------------|-------------------------------|------------------------------|
| 90319 | - | LEAD BOOKKEEPER | - | 1,151 | 4,623 | - | - | - |
| 90323 | - | BOOKKEEPER II | 14,785 | 1,105 | - | - | - | - |
| 90327 | 0.09 | BOOKKEEPER II | - | - | - | 3,776 | 3,776 | 3,776 |
| 90338 | 0.32 | COMMUNITY HEALTH NURSE I | 29,005 | 29,693 | 30,894 | 20,299 | 20,299 | 20,299 |
| 90339 | - | CLINIC ASST. II | 123 | - | - | - | - | - |
| 90345 | 0.43 | CLINIC ASSISTANT II | 9,266 | 11,670 | 25,652 | 16,326 | 16,326 | 16,326 |
| 90348 | 0.13 | NURSE PRACTITIONER | 47,173 | 55,253 | 72,238 | 10,785 | 10,785 | 10,785 |
| 90354 | 0.43 | CLINIC ASSISTANT II | 19,417 | 20,534 | 23,774 | 15,277 | 15,277 | 15,277 |
| 90356 | 0.43 | CLINIC ASSISTANT II | 16,854 | 23,534 | 28,671 | 18,424 | 18,424 | 18,424 |
| 90358 | - | FAMILY NURSE PRACTITIONER | 1,523 | - | - | - | - | - |
| 90361 | - | CLINIC ASST II | 472 | - | - | - | - | - |
| 90366 | - | FAMILY NURSE PRACTITIONER | 4,271 | - | - | - | - | - |
| 90369 | 0.43 | CLINIC ASSISTANT II | 15,995 | 15,324 | 24,487 | 15,736 | 15,736 | 15,736 |
| 90371 | 0.09 | BOOKKEEPER II | - | - | - | 4,421 | 4,421 | 4,421 |
| 90375 | 0.50 | COMM. HEALTH NURSE II | 7,219 | 796 | - | 26,279 | 26,279 | 26,279 |
| 90377 | 0.50 | FAMILY NURSE PRACTITIONER | 8,088 | 20,343 | - | 49,515 | 49,515 | 49,515 |
| 90384 | 0.09 | SUPPLY CLERK | 1,828 | 6,080 | 4,939 | 4,760 | 4,760 | 4,760 |
| 90401 | | TEMPORARY EMPLOYEES | 12,556 | 15,907 | 5,000 | 3,150 | 3,150 | 3,150 |
| 90501 | | OVERTIME | 1,045 | 1,709 | 1,000 | 630 | 630 | 630 |
| | 4.94 | TOTAL SALARIES | 245,689 | 243,362 | 342,803 | 283,172 | 283,172 | 283,172 |
| BENEFITS & BURDENS | | | | | | | | |
| 90801 | | FICA | 18,296 | 17,289 | 26,224 | 21,663 | 21,663 | 21,663 |
| 90802 | | 401(K) RETIREMENT | 25,052 | 24,316 | 37,158 | 30,733 | 30,733 | 30,733 |
| 90804 | | HEALTH INSURANCE | 17,073 | 28,292 | 79,918 | 73,290 | 73,290 | 73,290 |
| 90805 | | DENTAL INSURANCE | 1,880 | 2,994 | 8,735 | 7,490 | 7,490 | 7,490 |
| 90806 | | LIFE INSURANCE | 368 | 299 | 437 | 357 | 357 | 357 |
| 90807 | | LTD INSURANCE | 901 | 868 | 856 | 698 | 698 | 698 |
| 90808 | | WORKER'S COMPENSATION | 3,437 | 3,998 | 1,577 | 7,255 | 7,255 | 7,255 |
| 90809 | | UNEMPLOYMENT | 2,177 | 3,368 | 6,856 | 5,663 | 5,663 | 5,663 |
| 90810 | | PEHP | 180 | 151 | 342 | 357 | 357 | 357 |
| | | TOTAL BENEFITS & BURDENS | 69,364 | 81,575 | 162,103 | 147,506 | 147,506 | 147,506 |
| | | TOTAL PERSONAL SERVICES | 315,053 | 324,937 | 504,906 | 430,678 | 430,678 | 430,678 |
| MATERIALS & SERVICES | | | | | | | | |
| 91101 | | TRAVEL REIMBURSEMENT | 4,074 | 2,437 | 2,404 | 2,520 | 2,520 | 2,520 |
| 91201 | | MEALS & LODGING | 912 | 598 | 1,000 | 1,575 | 1,575 | 1,575 |
| 91401 | | TELEPHONE | - | 2,432 | 2,000 | 1,323 | 1,323 | 1,323 |
| 91501 | | POSTAGE | 247 | 44 | 250 | 158 | 158 | 158 |
| 91601 | | PRINTING & PUBLICATIONS | 971 | 311 | 1,000 | 630 | 630 | 630 |
| 92101 | | EQUIPMENT REPAIR | 135 | - | - | - | - | - |

LINCOLN COUNTY, OREGON
ANNUAL BUDGET
FY 2011-12

COMMUNITY HEALTH CENTER FUND (216)
SCHOOL BASED HEALTH CENTERS (702)

| OBJECT | # FTE | 2008-09 ACTUAL | 2009-10 ACTUAL | 2010-11 BUDGET | 2011-12 | 2011-12 | 2011-12 |
|--------|----------------------------|-------------------|-------------------|-------------------|--------------------|--------------------|-------------------|
| | | | | | PROPOSED BUDGET | APPROVED BUDGET | ADOPTED BUDGET |
| 92802 | PROFESSIONAL SERVICES | - | - | 1,300 | 819 | 819 | 819 |
| 92901 | MEMBERSHIP FEES & DUES | 1,560 | 3,226 | 7,500 | 3,150 | 3,150 | 3,150 |
| 93301 | MAINTENANCE AGREEMENTS | 4,650 | 9,347 | 10,000 | 6,300 | 6,300 | 6,300 |
| 93901 | CONTRACTUAL SERVICES | 946 | 2,481 | 20,000 | - | - | - |
| 94101 | OFFICE SUPPLIES | 932 | 883 | 1,500 | 945 | 945 | 945 |
| 94102 | FURN/EQUIP < \$10,000 | 224 | 1,616 | 400 | 252 | 252 | 252 |
| 94201 | PRINT SHOP | 4,809 | 1,086 | 2,500 | 945 | 945 | 945 |
| 94601 | FOOD & CLOTHING | 1,036 | 336 | 500 | 315 | 315 | 315 |
| 95101 | MED/LAB/XRAY | 287 | 151 | 500 | 315 | 315 | 315 |
| 95102 | MEDICAL SUPPLIES | 10,885 | 2,998 | 7,500 | 6,300 | 6,300 | 6,300 |
| 95103 | FAMILY PLANNING SUPPLIES | 1,225 | 11,040 | 14,500 | - | - | - |
| 95105 | PHARMACY | - | - | 200 | 128 | 128 | 128 |
| 95106 | TAFT RENOVATION | - | 4,311 | - | - | - | - |
| 95201 | EDUCATION & LIBRARY | 266 | - | 500 | 464 | 464 | 464 |
| 95202 | CONTINUING EDUCATION | 607 | 725 | 1,751 | 1,575 | 1,575 | 1,575 |
| 95901 | OTHER SUPPLIES | 3,174 | 1,370 | - | 1,260 | 1,260 | 1,260 |
| 95903 | SBHC GRANT EXPENSE | - | - | - | 500,000 | 500,000 | 500,000 |
| 96601 | RENTALS OF SPACE | - | 12 | - | - | - | - |
| | TOTAL MATERIALS & SERVICES | 36,940 | 45,404 | 75,305 | 528,974 | 528,974 | 528,974 |
| | TOTAL EXPENDITURES | 351,993 | 370,341 | 580,211 | 959,652 | 959,652 | 959,652 |
| | ENDING BALANCE | | | | | | |
| 99603 | COMPENSATED ABSENCE RES. | - | - | 4,432 | - | - | - |
| | TOTAL ENDING BALANCE | - | - | 4,432 | - | - | - |

LINCOLN COUNTY, OREGON

COMMUNITY HEALTH CENTER FUND (216)

DEPARTMENT: FAMILY PLANNING (704)

A COMMUNITY SERVICES PROGRAM– FEDERALLY QUALIFIED HEALTH CENTER

Objective: To increase access to family planning services for citizens in Lincoln County with an emphasis on service to the uninsured and the underinsured.

Work Plan Summary: Provide sound administrative, clinical, financial (grant administration and reporting), billing and other support services necessary to insure quality clinical patient care and sound business operations of multi site integrated primary care services. Services will encompass school based health centers, primary care clinics, and maternity case management.

REVENUE AND EXPENDITURE SUMMARY

| | <u>Actual</u> <u>2008-09</u> | <u>Actual</u> <u>2009-10</u> | <u>Budgeted</u> <u>2010-11</u> | <u>Proposed</u> <u>2011-12</u> | <u>Approved</u> <u>2011-12</u> | <u>Adopted</u> <u>2011-12</u> |
|--------------------------------|---------------------------------|---------------------------------|-----------------------------------|-----------------------------------|-----------------------------------|----------------------------------|
| Total Revenues | 0 | 0 | 0 | 356,529 | 356,529 | 356,529 |
| Personal Services | 0 | 0 | 0 | 860,900 | 860,900 | 860,900 |
| Materials and Services | 0 | 0 | 0 | 224,843 | 224,843 | 224,843 |
| Transfer to HHS | 0 | 0 | 0 | 0 | 0 | 0 |
| Total Expenditures | 0 | 0 | 0 | 1,085,743 | 1,085,743 | 1,085,743 |
| Full-Time Positions | 0.00 | 0.00 | 0.00 | 10.44 | 10.44 | 10.44 |

Effectiveness Indicators: Actual patients served, patient satisfaction surveys, numbers of low-income patients served.

Interrelationships: Local hospitals, Community organizations, State Department of Health Services, Federal Department of Public Health (BPH), Federal Health Recovery and Services Administration (HRSA), Local Businesses, Local Physicians and other community partners, private insurers Community Health Center Health Council. Strong interrelationship with Public Health functions, including Behavioral Health, and other County Departments.

LINCOLN COUNTY, OREGON
ANNUAL BUDGET
FY 2011-12

COMMUNITY HEALTH CENTER FUND (216)
FAMILY PLANNING (704)

| OBJECT | # FTE | | 2008-09 | 2009-10 | 2010-11 | 2011-12 | 2011-12 | 2011-12 |
|---------------------|-------|---------------------------------|---------|---------|---------|-----------------|-----------------|----------------|
| | | | ACTUAL | ACTUAL | BUDGET | PROPOSED BUDGET | APPROVED BUDGET | ADOPTED BUDGET |
| <u>REVENUE</u> | | | | | | | | |
| 33540 | | FAMILY PLANNING - PC | - | - | - | 64,682 | 64,682 | 64,682 |
| 33541 | | FAMILY PLANNING - SBHC | - | - | - | 4,868 | 4,868 | 4,868 |
| 34518 | | FP MEDICAID - PC | - | - | - | 60,000 | 60,000 | 60,000 |
| 34519 | | FP FPEP - PC | - | - | - | 162,576 | 162,576 | 162,576 |
| 34520 | | FP INSURANCE - PC | - | - | - | 32,180 | 32,180 | 32,180 |
| 34521 | | FP PRIVATE PAY - PC | - | - | - | 8,500 | 8,500 | 8,500 |
| 34528 | | FP MEDICAID - SBHC | - | - | - | 13,000 | 13,000 | 13,000 |
| 34529 | | FP FPEP - SBHC | - | - | - | 6,000 | 6,000 | 6,000 |
| 34530 | | FP INSURANCE - SBHC | - | - | - | 3,603 | 3,603 | 3,603 |
| 34531 | | FP PRIVATE PAY - SBHC | - | - | - | 120 | 120 | 120 |
| 36990 | | MISCELLANEOUS REVENUE | - | - | - | 1,000 | 1,000 | 1,000 |
| TOTAL REVENUE | | | - | - | - | 356,529 | 356,529 | 356,529 |
| <u>EXPENDITURES</u> | | | | | | | | |
| PERSONAL SERVICES | | | | | | | | |
| SALARIES | | | | | | | | |
| 90205 | 0.11 | FINANCIAL ADMIN ASSISTANT | - | - | - | 4,756 | 4,756 | 4,756 |
| 90208 | 0.13 | EXECUTIVE DIRECTOR | - | - | - | 11,792 | 11,792 | 11,792 |
| 90213 | 0.37 | DIVISION DIRECTOR | - | - | - | 15,287 | 15,287 | 15,287 |
| 90220 | 0.22 | MEDICAL DIRECTOR | - | - | - | 41,598 | 41,598 | 41,598 |
| 90221 | 0.37 | CLINIC COORDINATOR | - | - | - | 28,296 | 28,296 | 28,296 |
| 90228 | 0.11 | SUPPORT SUPERVISOR | - | - | - | 7,250 | 7,250 | 7,250 |
| 90229 | 0.11 | BILLING SUPERVISOR | - | - | - | 4,230 | 4,230 | 4,230 |
| 90234 | 0.04 | QM/UM COORDINATOR | - | - | - | 3,395 | 3,395 | 3,395 |
| 90245 | 0.03 | ADMINISTRATIVE ASSISTANT | - | - | - | 1,331 | 1,331 | 1,331 |
| 90252 | 0.33 | ADMINISTRATIVE ASSISTANT | - | - | - | 13,706 | 13,706 | 13,706 |
| 90265 | 0.37 | PROVIDER | - | - | - | 30,443 | 30,443 | 30,443 |
| 90271 | 0.11 | EXECUTIVE ASSISTANT | - | - | - | 3,917 | 3,917 | 3,917 |
| 90275 | 0.11 | BUDGET ANALYST | - | - | - | 5,588 | 5,588 | 5,588 |
| 90301 | 0.06 | OFFICE ASST II (DIRECTOR SUPRT) | - | - | - | 2,017 | 2,017 | 2,017 |
| 90303 | 0.11 | BOOKKEEPER II | - | - | - | 5,349 | 5,349 | 5,349 |
| 90311 | 0.37 | CLINIC ASST II (GRANT FUNDED) | - | - | - | 14,101 | 14,101 | 14,101 |
| 90320 | 0.37 | PROVIDER (GRANT FUNDED) | - | - | - | 36,350 | 36,350 | 36,350 |
| 90327 | 0.11 | BOOKKEEPER II | - | - | - | 4,436 | 4,436 | 4,436 |
| 90328 | 0.37 | COMM HEALTH NURSE II (GRANT) | - | - | - | 21,340 | 21,340 | 21,340 |
| 90329 | 0.28 | COMMUNITY HEALTH NURSE II | - | - | - | 16,815 | 16,815 | 16,815 |
| 90331 | 0.37 | OFFICE ASSISTANT II | - | - | - | 12,835 | 12,835 | 12,835 |
| 90335 | 0.37 | CLINIC ASSISTANT II | - | - | - | 16,755 | 16,755 | 16,755 |

LINCOLN COUNTY, OREGON
ANNUAL BUDGET
FY 2011-12

COMMUNITY HEALTH CENTER FUND (216)
FAMILY PLANNNG (704)

| OBJECT | # FTE | | 2008-09 | 2009-10 | 2010-11 | 2011-12 | 2011-12 | 2011-12 |
|----------------------|-------|-------------------------------|---------|---------|---------|-----------------|-----------------|----------------|
| | | | ACTUAL | ACTUAL | BUDGET | PROPOSED BUDGET | APPROVED BUDGET | ADOPTED BUDGET |
| 90338 | 0.19 | COMMUNITY HEALTH NURSE I | - | - | - | 11,922 | 11,922 | 11,922 |
| 90345 | 0.25 | CLINIC ASSISTANT II | - | - | - | 9,589 | 9,589 | 9,589 |
| 90348 | 0.37 | FAMILY NURSE PRACTITIONE | - | - | - | 31,669 | 31,669 | 31,669 |
| 90353 | 0.37 | OFFICE ASST II (GRANT FUNDED) | - | - | - | 13,056 | 13,056 | 13,056 |
| 90354 | 0.25 | CLINIC ASSISTANT II | - | - | - | 8,972 | 8,972 | 8,972 |
| 90356 | 0.25 | CLINIC ASSISTANT II | - | - | - | 10,821 | 10,821 | 10,821 |
| 90358 | 0.37 | PROVIDER | - | - | - | 30,443 | 30,443 | 30,443 |
| 90361 | 0.37 | CLINIC ASSISTANT II | - | - | - | 13,098 | 13,098 | 13,098 |
| 90363 | 0.37 | BOOKKEEPER I | - | - | - | 12,157 | 12,157 | 12,157 |
| 90369 | 0.25 | CLINIC ASSISTANT II | - | - | - | 9,242 | 9,242 | 9,242 |
| 90371 | 0.11 | BOOKKEEPER II | - | - | - | 5,194 | 5,194 | 5,194 |
| 90375 | 0.37 | COMMUNITY HEALTH NURSE I | - | - | - | 19,292 | 19,292 | 19,292 |
| 90377 | 0.37 | NURSE PRACTITIONER | - | - | - | 36,350 | 36,350 | 36,350 |
| 90384 | 0.11 | SUPPLY CLERK | - | - | - | 5,592 | 5,592 | 5,592 |
| 90392 | 0.07 | OFFICE ASSISTANT II | - | - | - | 2,611 | 2,611 | 2,611 |
| 90398 | 0.37 | CLINIC ASSISTANT II | - | - | - | 17,006 | 17,006 | 17,006 |
| 90399 | 0.37 | COMMUNITY HEALTH NURSE I | - | - | - | 19,969 | 19,969 | 19,969 |
| | 9.63 | TOTAL SALARIES | - | - | - | 558,570 | 558,570 | 558,570 |
| BENEFITS & BURDENS | | | | | | | | |
| 90801 | | FICA | - | - | - | 42,731 | 42,731 | 42,731 |
| 90802 | | RETIREMENT | - | - | - | 61,443 | 61,443 | 61,443 |
| 90804 | | HELATH INSURANCE | - | - | - | 154,518 | 154,518 | 154,518 |
| 90805 | | DENTAL INSURANCE | - | - | - | 15,790 | 15,790 | 15,790 |
| 90806 | | LIFE INSURANCE | - | - | - | 752 | 752 | 752 |
| 90807 | | LTD INSURANCE | - | - | - | 1,472 | 1,472 | 1,472 |
| 90808 | | WORKERS' COMPENSATION | - | - | - | 14,311 | 14,311 | 14,311 |
| 90809 | | UNEMPLOYMENT | - | - | - | 11,171 | 11,171 | 11,171 |
| 90810 | | PEHP | - | - | - | 142 | 142 | 142 |
| | | TOTAL BENEFITS & BURDENS | - | - | - | 302,330 | 302,330 | 302,330 |
| | | TOTAL PERSONAL SERVICES | - | - | - | 860,900 | 860,900 | 860,900 |
| MATERIALS & SERVICES | | | | | | | | |
| 91101 | | TRAVEL REIMBURSEMENT | - | - | - | 2,220 | 2,220 | 2,220 |
| 91201 | | MEALS & LODGING | - | - | - | 1,850 | 1,850 | 1,850 |
| 91401 | | TELEPHONE | - | - | - | 9,250 | 9,250 | 9,250 |
| 91501 | | POSTAGE | - | - | - | 973 | 973 | 973 |
| 91601 | | PRINTING & PUBLICATIONS | - | - | - | 1,110 | 1,110 | 1,110 |

LINCOLN COUNTY, OREGON
ANNUAL BUDGET
FY 2011-12

COMMUNITY HEALTH CENTER FUND (216)
FAMILY PLANNING (704)

| OBJECT | # FTE | 2008-09 | 2009-10 | 2010-11 | 2011-12 | 2011-12 | 2011-12 |
|--------|----------------------------|---------|---------|---------|-----------------|-----------------|----------------|
| | | ACTUAL | ACTUAL | BUDGET | PROPOSED BUDGET | APPROVED BUDGET | ADOPTED BUDGET |
| 92001 | UTILITIES | - | - | - | 2,960 | 2,960 | 2,960 |
| 92802 | PROFESSIONAL SERVICES | - | - | - | 2,590 | 2,590 | 2,590 |
| 92901 | MEMBERSHIP FEES & DUES | - | - | - | 1,850 | 1,850 | 1,850 |
| 93301 | MAINTENANCE AGREEMENTS | - | - | - | 25,900 | 25,900 | 25,900 |
| 93901 | CONTRACTUAL SERVICES | - | - | - | 9,250 | 9,250 | 9,250 |
| 94101 | OFFICE SUPPLIES | - | - | - | 2,960 | 2,960 | 2,960 |
| 94102 | FURN/EQUIP < \$10,000 | - | - | - | 16,870 | 16,870 | 16,870 |
| 94201 | PRINT SHOP | - | - | - | 1,295 | 1,295 | 1,295 |
| 94601 | FOOD & CLOTHING | - | - | - | 370 | 370 | 370 |
| 95101 | MED/LAB & XRAYS | - | - | - | 5,550 | 5,550 | 5,550 |
| 95102 | MEDICAL SUPPLIES | - | - | - | 9,250 | 9,250 | 9,250 |
| 95103 | FAMILY PLANNING SUPPLIES | - | - | - | 89,714 | 89,714 | 89,714 |
| 95105 | PHARMACY | - | - | - | 370 | 370 | 370 |
| 95201 | EDUCATION/LIBRARY | - | - | - | 555 | 555 | 555 |
| 95202 | CONTINUING EDUCATION | - | - | - | 2,960 | 2,960 | 2,960 |
| 95901 | OTHER SUPPLIES | - | - | - | 1,850 | 1,850 | 1,850 |
| 96301 | PROPERTY/LIABILITY INSUR | - | - | - | 1,846 | 1,846 | 1,846 |
| 96601 | RENTAL OF SPACE | - | - | - | 33,300 | 33,300 | 33,300 |
| | TOTAL MATERIALS & SERVICES | - | - | - | 224,843 | 224,843 | 224,843 |
| | TOTAL EXPENDITURES | - | - | - | 1,085,743 | 1,085,743 | ##### |

CLOSED DEPARTMENTS

LINCOLN COUNTY, OREGON
ANNUAL BUDGET
FY 2011-12

| PUBLIC HEALTH FUND (208) | | | | | | | |
|--|----------------------------|---------|---------|---------|-----------------|-----------------|----------------|
| DIABETES PREVENTION/EDUCATION (CLOSED) (404) | | | | | | | |
| OBJECT | | 2008-09 | 2009-10 | 2010-11 | 2011-12 | 2011-12 | 2011-12 |
| | | ACTUAL | ACTUAL | BUDGET | PROPOSED BUDGET | APPROVED BUDGET | ADOPTED BUDGET |
| <u>REVENUE</u> | | | | | | | |
| 33534 | OR STATE HEALTH DIV.GRAN | 21,576 | - | - | - | - | - |
| 36990 | ALL OTHER MISCELLANEOUS | 3,500 | - | - | - | - | - |
| | TOTAL REVENUE | 25,076 | - | - | - | - | - |
| <u>EXPENDITURES</u> | | | | | | | |
| PERSONAL SERVICES | | | | | | | |
| SALARIES | | | | | | | |
| 90301 | OFFICE ASSISTANT | 1,275 | - | - | - | - | - |
| 90304 | HEALTH EDUCATOR | 8,826 | - | - | - | - | - |
| | TOTAL SALARIES | 10,101 | - | - | - | - | - |
| BENEFITS & BURDENS | | | | | | | |
| 90801 | FICA | 749 | - | - | - | - | - |
| 90802 | 401(K) RETIREMENT | 1,111 | - | - | - | - | - |
| 90804 | HEALTH INSURANCE | 1,432 | - | - | - | - | - |
| 90805 | DENTAL INSURANCE | 188 | - | - | - | - | - |
| 90806 | LIFE INSURANCE | 9 | - | - | - | - | - |
| 90807 | LTD INSURANCE | 35 | - | - | - | - | - |
| 90808 | WORKER'S COMPENSATION | 150 | - | - | - | - | - |
| 90809 | UNEMPLOYMENT | 101 | - | - | - | - | - |
| | TOTAL BENEFITS & BURDENS | 3,775 | - | - | - | - | - |
| | TOTAL PERSONAL SERVICES | 13,876 | - | - | - | - | - |
| MATERIALS & SERVICES | | | | | | | |
| 91101 | TRAVEL REIMBURSEMENT | 1,172 | - | - | - | - | - |
| 91201 | MEALS & LODGING | 834 | - | - | - | - | - |
| 91501 | POSTAGE | 529 | 2 | - | - | - | - |
| 91601 | PRINTING & PUBLICATIONS | 866 | 216 | - | - | - | - |
| 94101 | OFFICE SUPPLIES | 830 | - | - | - | - | - |
| 94102 | FURNITURE & EQUIP. UNDER | (120) | - | - | - | - | - |
| 94103 | OPERATING SUPPLIES | 224 | - | - | - | - | - |
| 94201 | PRINT SHOP | 856 | - | - | - | - | - |
| 94601 | FOOD & CLOTHING | 167 | - | - | - | - | - |
| 95201 | EDUCATION & LIBRARY | 410 | - | - | - | - | - |
| 95202 | CONTINUING EDUCATION | 1,581 | - | - | - | - | - |
| 95901 | OTHER SUPPLIES | 237 | - | - | - | - | - |
| 95907 | ADMIN.COSTS P/S | 2,766 | - | - | - | - | - |
| 95908 | ADMIN.COSTS M/S | 931 | - | - | - | - | - |
| 96601 | RENTALS OF SPACE | 75 | - | - | - | - | - |
| | TOTAL MATERIALS & SERVICES | 11,358 | 218 | - | - | - | - |
| | TOTAL EXPENDITURES | 25,234 | 218 | - | - | - | - |

LINCOLN COUNTY, OREGON
ANNUAL BUDGET
FY 2011-12

PUBLIC HEALTH FUND (208)

DEVELOPMENTALLY DISABLED QUALITY ASSURANCE PROGRAM (CLOSED) (415)

| OBJECT | | 2008-09 | 2009-10 | 2010-11 | 2011-12 | 2011-12 | 2011-12 |
|----------------------|----------------------------|---------|---------|---------|-----------------|-----------------|----------------|
| | | ACTUAL | ACTUAL | BUDGET | PROPOSED BUDGET | APPROVED BUDGET | ADOPTED BUDGET |
| <u>REVENUE</u> | | | | | | | |
| 33420 | DD QUALITY ASSURANCE GRANT | 86,485 | - | - | - | - | - |
| | TOTAL REVENUE | 86,485 | - | - | - | - | - |
| <u>EXPENDITURES</u> | | | | | | | |
| PERSONAL SERVICES | | | | | | | |
| SALARIES | | | | | | | |
| 90212 | M/H DIVISION MANAGER | 13,776 | - | - | - | - | - |
| 90307 | CLINICAL COUNSELOR | 37,762 | - | - | - | - | - |
| 90322 | OFFICE ASSISTANT II | 2,005 | - | - | - | - | - |
| | TOTAL SALARIES | 53,543 | - | - | - | - | - |
| BENEFITS & BURDENS | | | | | | | |
| 90801 | FICA | 3,964 | - | - | - | - | - |
| 90802 | 401(K) RETIREMENT | 5,890 | - | - | - | - | - |
| 90804 | HEALTH INSURANCE | 11,749 | - | - | - | - | - |
| 90805 | DENTAL INSURANCE | 1,688 | 27 | - | - | - | - |
| 90806 | LIFE INSURANCE | 72 | - | - | - | - | - |
| 90807 | LTD INSURANCE | 178 | - | - | - | - | - |
| 90808 | WORKER'S COMP. | 649 | - | - | - | - | - |
| 90809 | UNEMPLOYMENT | 531 | - | - | - | - | - |
| 90810 | PEHP | 34 | - | - | - | - | - |
| | TOTAL BENEFITS & BURDENS | 24,755 | 27 | - | - | - | - |
| | TOTAL PERSONAL SERVICES | 78,298 | 27 | - | - | - | - |
| MATERIALS & SERVICES | | | | | | | |
| 91101 | TRAVEL REIMBURSEMENT | 1,655 | - | - | - | - | - |
| 91201 | MEALS & LODGING | 301 | - | - | - | - | - |
| 91501 | POSTAGE | 4 | 2 | - | - | - | - |
| 91601 | PRINTING & PUBLICATIONS | 26 | - | - | - | - | - |
| 94201 | PRINT SHOP | 3 | - | - | - | - | - |
| 95907 | ADMIN.COSTS P/S | 18,158 | - | - | - | - | - |
| 95908 | ADMIN.COSTS M/S | 5,968 | - | - | - | - | - |
| 96601 | RENTALS OF SPACE | 1,471 | - | - | - | - | - |
| | TOTAL MATERIALS & SERVICES | 27,586 | 2 | - | - | - | - |
| | TOTAL EXPENDITURES | 105,884 | 29 | - | - | - | - |

LINCOLN COUNTY, OREGON
ANNUAL BUDGET
FY 2011-12

PUBLIC HEALTH FUND (208)
CHILDCARE CONSULTATION (CLOSED) (418)

| OBJECT | 2008-09 | 2009-10 | 2010-11 | 2011-12 | 2011-12 | 2011-12 |
|-------------------------------|---------|---------|---------|-----------------|-----------------|----------------|
| | ACTUAL | ACTUAL | BUDGET | PROPOSED BUDGET | APPROVED BUDGET | ADOPTED BUDGET |
| <u>REVENUE</u> | | | | | | |
| 33418 OHSU CONTRACT | - | - | 5,328 | - | - | - |
| 33521 CHILD CARE CONSULTATION | 75,878 | 59,397 | 75,000 | - | - | - |
| TOTAL REVENUE | 75,878 | 59,397 | 80,328 | - | - | - |
| <u>EXPENDITURES</u> | | | | | | |
| PERSONAL SERVICES | | | | | | |
| SALARIES | | | | | | |
| 90209 COMMUNITY HEALTH NURSE | 4,058 | 709 | - | - | - | - |
| 90308 COMM HEALTH NURSE III | 16,889 | 19,448 | 20,520 | - | - | - |
| 90323 CLICIC ASST 2/SBHC | 110 | - | - | - | - | - |
| 90401 TEMPORARY EMPLOYEES | 7,774 | 3,782 | 10,000 | - | - | - |
| TOTAL SALARIES | 28,831 | 23,939 | 30,520 | - | - | - |
| BENEFITS & BURDENS | | | | | | |
| 90801 FICA | 2,155 | 1,777 | 2,335 | - | - | - |
| 90802 401(K) RETIREMENT | 2,316 | 2,217 | 3,357 | - | - | - |
| 90804 HEALTH INSURANCE | 2,184 | 3,956 | 3,842 | - | - | - |
| 90805 DENTAL INSURANCE | 241 | 432 | 420 | - | - | - |
| 90806 LIFE INSURANCE | 14 | 19 | 22 | - | - | - |
| 90807 LTD INSURANCE | 34 | 48 | 42 | - | - | - |
| 90808 WORKER'S COMPENSATION | 397 | 566 | 140 | - | - | - |
| 90809 UNEMPLOYMENT | 233 | 552 | 610 | - | - | - |
| 90810 PEHP | 11 | 2 | - | - | - | - |
| TOTAL BENEFITS & BURDENS | 7,585 | 9,569 | 10,768 | - | - | - |
| TOTAL PERSONAL SERVICES | 36,416 | 33,508 | 41,288 | - | - | - |
| MATERIALS & SERVICES | | | | | | |
| 91101 TRAVEL REIMBURSEMENT | 301 | 445 | 1,000 | - | - | - |
| 91102 MOTOR POOL | 625 | - | - | - | - | - |
| 91201 MEALS & LODGING | 532 | - | 500 | - | - | - |
| 91501 POSTAGE | 398 | 334 | 300 | - | - | - |
| 92901 MEMBERSHIP FEES & DUES | - | 44 | 100 | - | - | - |
| 93901 CONTRACTUAL SERVICE | 24,089 | 22,896 | 23,460 | - | - | - |
| 94101 OFFICE SUPPLIES | 20 | - | - | - | - | - |
| 94201 PRINT SHOP | 138 | 110 | 200 | - | - | - |

LINCOLN COUNTY, OREGON
ANNUAL BUDGET
FY 2011-12

PUBLIC HEALTH FUND (208)
CHILDCARE CONSULTATION (CLOSED) (418)

| OBJECT | 2008-09 | 2009-10 | 2010-11 | 2011-12 | 2011-12 | 2011-12 |
|----------------------------|---------|---------|---------|-----------------|-----------------|----------------|
| | ACTUAL | ACTUAL | BUDGET | PROPOSED BUDGET | APPROVED BUDGET | ADOPTED BUDGET |
| 94601 FOOD & CLOTHING | 18 | - | - | - | - | - |
| 95101 MED/LAB/XRAY | 30 | - | - | - | - | - |
| 95201 EDUCATION & LIBRARY | 258 | 387 | 500 | - | - | - |
| 95202 CONTINUING EDUCATION | 694 | 233 | 500 | - | - | - |
| 95901 OTHER SUPPLIES | 2,283 | 1,687 | 3,644 | - | - | - |
| 95907 ADMIN.COSTS P/S | 7,560 | - | - | - | - | - |
| 95908 ADMIN.COST M/S | 2,488 | - | - | - | - | - |
| 95910 ADMINISTRATIVE COSTS | - | 12,168 | 8,836 | - | - | - |
| TOTAL MATERIALS & SERVICES | 39,434 | 38,304 | 39,040 | - | - | - |
| TOTAL EXPENDITURES | 75,850 | 71,812 | 80,328 | - | - | - |

LINCOLN COUNTY, OREGON
ANNUAL BUDGET
FY 2011-12

| PUBLIC HEALTH FUND (208) | | | | | | | |
|---|----------------------------|-------------------|-------------------|-------------------|--------------------|--------------------|-------------------|
| MENTAL HEALTH ADULT SERVICES (CLOSED) (420) | | | | | | | |
| OBJECT | | 2008-09 ACTUAL | 2009-10 ACTUAL | 2010-11 BUDGET | 2011-12 | 2011-12 | 2011-12 |
| | | | | | PROPOSED BUDGET | APPROVED BUDGET | ADOPTED BUDGET |
| <u>REVENUE</u> | | | | | | | |
| 33413 | SE22 CHILD SERVICES MHD | 60,448 | 64,014 | - | - | - | - |
| 33414 | SE 20 ADULT/STATE MENTAL | 19,122 | 58,631 | - | - | - | - |
| 33489 | LA 01 LOCAL ADMINISTRATI | 17,975 | 10,386 | - | - | - | - |
| 34510 | FEES CSS/PP INSURANCE | 20 | - | - | - | - | - |
| 34514 | PRIVATE PAY | 16,888 | 10,300 | - | - | - | - |
| 34515 | INSURANCE | 30,893 | 25,666 | - | - | - | - |
| 34516 | MEDICARE | 4,403 | 3,016 | - | - | - | - |
| 34537 | MEDICAID OPEN CARD | 44,989 | 76,380 | - | - | - | - |
| 34590 | MANAGED CARE FEES | 529,836 | 697,639 | - | - | - | - |
| 34593 | WRAPAROUND FEES | 19,542 | - | - | - | - | - |
| 36999 | ALL OTHER MISC.REVENUES | 13,613 | - | - | - | - | - |
| | TOTAL REVENUE | 757,729 | 946,032 | - | - | - | - |
| <u>EXPENDITURES</u> | | | | | | | |
| PERSONAL SERVICES | | | | | | | |
| SALARIES | | | | | | | |
| 90204 | PSYCHIATRIST | 48,447 | 51,521 | - | - | - | - |
| 90214 | CLINIC COORDINATOR | 67,001 | 54,503 | - | - | - | - |
| 90317 | CLINICAL COUNSELOR II | 9,810 | - | - | - | - | - |
| 90323 | BOOKKEEPER II | 143 | - | - | - | - | - |
| 90324 | CLINICAL COUNSELOR 4 | 44,340 | 17,058 | - | - | - | - |
| 90331 | OFFICE ASSISTANT II | - | 16,891 | - | - | - | - |
| 90337 | OFFICE ASSISTANT 2 | 5,761 | 4,315 | - | - | - | - |
| 90349 | CLINICAL COUNSELOR | 38,510 | - | - | - | - | - |
| 90351 | H. S. ASST 2 | - | 269 | - | - | - | - |
| 90357 | CLINICAL COUNSELOR | 28,014 | - | - | - | - | - |
| 90370 | CLINIC ASSISTANT | 4,292 | - | - | - | - | - |
| 90374 | CLINICAL COUNSELOR | 42,033 | 46,070 | - | - | - | - |
| 90378 | NURSE PRACTITIONER/PSYCHIA | 134 | - | - | - | - | - |
| 90380 | CLINICAL COUNSELOR | 56,243 | 51,698 | - | - | - | - |
| 90389 | CLINICAL COUNSELOR | 57,762 | 51,470 | - | - | - | - |
| 90390 | CLINICAL COUNSELOR | 162 | - | - | - | - | - |
| 90394 | OFFICE ASSISTANT | 20,981 | - | - | - | - | - |
| 90395 | NURSE PRACTITIONER | 58,232 | 55,736 | - | - | - | - |
| 90401 | TEMPORARY EMPLOYEES | 4,529 | 3,746 | - | - | - | - |
| 90501 | OVERTIME | - | 1,213 | - | - | - | - |
| | TOTAL SALARIES | 486,394 | 354,490 | - | - | - | - |

LINCOLN COUNTY, OREGON
ANNUAL BUDGET
FY 2011-12

| PUBLIC HEALTH FUND (208) | | | | | | |
|---|---------|---------|---------|-----------------|-----------------|----------------|
| MENTAL HEALTH ADULT SERVICES (CLOSED) (420) | | | | | | |
| OBJECT | 2008-09 | 2009-10 | 2010-11 | 2011-12 | 2011-12 | 2011-12 |
| | ACTUAL | ACTUAL | BUDGET | PROPOSED BUDGET | APPROVED BUDGET | ADOPTED BUDGET |
| BENEFITS & BURDENS | | | | | | |
| 90801 FICA | 34,659 | 25,211 | - | - | - | - |
| 90802 401(K) RETIREMENT | 52,441 | 38,513 | - | - | - | - |
| 90804 HEALTH INSURANCE | 84,180 | 75,428 | - | - | - | - |
| 90805 DENTAL INSURANCE | 9,276 | 8,240 | - | - | - | - |
| 90806 LIFE INSURANCE | 469 | 350 | - | - | - | - |
| 90807 LTD INSURANCE | 1,150 | 957 | - | - | - | - |
| 90808 WORKER'S COMPENSATION | 6,548 | 5,152 | - | - | - | - |
| 90809 UNEMPLOYMENT | 4,579 | 4,560 | - | - | - | - |
| 90810 PEHP | 248 | 216 | - | - | - | - |
| TOTAL BENEFITS & BURDENS | 193,550 | 158,627 | - | - | - | - |
| TOTAL PERSONAL SERVICES | 679,944 | 513,117 | - | - | - | - |
| MATERIALS & SERVICES | | | | | | |
| 91101 TRAVEL REIMBURSEMENT | 2,865 | 1,671 | - | - | - | - |
| 91201 MEALS & LODGING | 295 | 957 | - | - | - | - |
| 91501 POSTAGE | 1,386 | 844 | - | - | - | - |
| 91601 PRINTING & PUBLICATIONS | 24 | 278 | - | - | - | - |
| 92101 EQUIPMENT REPAIR | 30 | - | - | - | - | - |
| 92901 MEMBERSHIP FEES & DUES | 6,145 | 2,578 | - | - | - | - |
| 93301 MAINTENANCE AGREEMENTS | 3,144 | 19,467 | - | - | - | - |
| 93901 CONTRACTUAL SERVICES | 10,177 | 8,069 | - | - | - | - |
| 94101 OFFICE SUPPLIES | 140 | 8 | - | - | - | - |
| 94102 FURNITURE & EQUIP. UNDER | 150 | - | - | - | - | - |
| 94201 PRINT SHOP | 1,524 | 435 | - | - | - | - |
| 94601 FOOD & CLOTHING | - | 80 | - | - | - | - |
| 95102 MEDICAL SUPPLIES | 823 | - | - | - | - | - |
| 95201 EDUCATION & LIBRARY | 384 | 28 | - | - | - | - |
| 95202 CONTINUING EDUCATION | 1,445 | 865 | - | - | - | - |
| 95901 OTHER SUPPLIES | 146 | 72 | - | - | - | - |
| 95902 PROGRAM DEVELOPMENT | - | 25 | - | - | - | - |
| 95907 ADMIN.COSTS P/S | 137,204 | - | - | - | - | - |
| 95908 ADMIN.COSTS M/S | 44,882 | - | - | - | - | - |
| 95910 ADMINISTRATIVE COSTS | - | 160,158 | - | - | - | - |
| TOTAL MATERIALS & SERVICES | 210,764 | 195,535 | - | - | - | - |
| TOTAL EXPENDITURES | 890,708 | 708,652 | - | - | - | - |

LINCOLN COUNTY, OREGON
ANNUAL BUDGET
FY 2011-12

| PUBLIC HEALTH FUND (208) | | | | | | | |
|--|------------------------------------|---------|---------|---------|-----------------|-----------------|----------------|
| MENTAL HEALTH CASE MANAGEMENT (CLOSED) (422) | | | | | | | |
| OBJECT | | 2008-09 | 2009-10 | 2010-11 | 2011-12 | 2011-12 | 2011-12 |
| | | ACTUAL | ACTUAL | BUDGET | PROPOSED BUDGET | APPROVED BUDGET | ADOPTED BUDGET |
| <u>REVENUE</u> | | | | | | | |
| 33479 | SE 48 DD CASE MGMT/STATE | 354,704 | 668,896 | - | - | - | - |
| 33481 | SE150 FAMILY SUPPORT SERVICES | 32,694 | 46,107 | - | - | - | - |
| 33489 | LA 01 LOCAL ADMINISTRATION | 133,902 | - | - | - | - | - |
| | TOTAL REVENUE | 521,300 | 715,003 | - | - | - | - |
| <u>EXPENDITURES</u> | | | | | | | |
| PERSONAL SERVICES | | | | | | | |
| SALARIES | | | | | | | |
| 90212 | REHAP DIVISION MGR | 59,464 | 70,848 | - | - | - | - |
| 90307 | QUALITY ASSURANCE COORDINATOR | - | 35,177 | - | - | - | - |
| 90322 | OFFICE ASSISTANT II | 21,314 | 29,970 | - | - | - | - |
| 90325 | SERVICE COORDINATOR | 58,116 | 56,336 | - | - | - | - |
| 90326 | SERVICE COORDINATOR | 55,984 | 56,336 | - | - | - | - |
| 90333 | OFFICE ASST III/ BEHAVIORAL HEALTH | - | 2,569 | - | - | - | - |
| 90351 | CLINIC ASST. II | - | 2,139 | - | - | - | - |
| 90364 | SERVICE COORDINATOR | 41,918 | 42,747 | - | - | - | - |
| 90368 | SERVICE COORDINATOR | - | 33,666 | - | - | - | - |
| | TOTAL SALARIES | 236,796 | 329,788 | - | - | - | - |
| BENEFITS & BURDENS | | | | | | | |
| 90801 | FICA | 17,530 | 24,149 | - | - | - | - |
| 90802 | 401(K) RETIREMENT | 26,048 | 36,044 | - | - | - | - |
| 90804 | HEALTH INSURANCE | 50,842 | 70,088 | - | - | - | - |
| 90805 | DENTAL INSURANCE | 5,598 | 7,636 | - | - | - | - |
| 90806 | LIFE INSURANCE | 261 | 318 | - | - | - | - |
| 90807 | LTD INSURANCE | 639 | 804 | - | - | - | - |
| 90808 | WORKER'S COMPENSATION | 3,307 | 4,351 | - | - | - | - |
| 90809 | UNEMPLOYMENT | 2,209 | 3,762 | - | - | - | - |
| 90810 | PEHP | 146 | 179 | - | - | - | - |
| | TOTAL BENEFITS & BURDENS | 106,580 | 147,331 | - | - | - | - |
| | TOTAL PERSONAL SERVICES | 343,376 | 477,119 | - | - | - | - |
| MATERIALS & SERVICES | | | | | | | |
| 91101 | TRAVEL REIMBURSEMENT | 15,933 | 14,595 | - | - | - | - |
| 91201 | MEALS & LODGING | 1,338 | 1,486 | - | - | - | - |
| 91401 | TELEPHONE | - | 125 | - | - | - | - |
| 91501 | POSTAGE | 830 | 1,200 | - | - | - | - |

LINCOLN COUNTY, OREGON
ANNUAL BUDGET
FY 2011-12

| PUBLIC HEALTH FUND (208) | | | | | | | |
|--|---------|---------|---------|-----------------|-----------------|----------------|---|
| MENTAL HEALTH CASE MANAGEMENT (CLOSED) (422) | | | | | | | |
| OBJECT | 2008-09 | 2009-10 | 2010-11 | 2011-12 | 2011-12 | 2011-12 | |
| | ACTUAL | ACTUAL | BUDGET | PROPOSED BUDGET | APPROVED BUDGET | ADOPTED BUDGET | |
| 91601 PRINTING & PUBLICATIONS | 138 | 303 | - | - | - | - | - |
| 92901 MEMBERSHIP FEES & DUES | 130 | - | - | - | - | - | - |
| 93301 MAINTENANCE AGREEMENTS | - | 230 | - | - | - | - | - |
| 94101 OFFICE SUPPLIES | 196 | 556 | - | - | - | - | - |
| 94102 FURN/EQUIP < \$10,000 | - | 1,308 | - | - | - | - | - |
| 94201 PRINT SHOP | 65 | 149 | - | - | - | - | - |
| 95202 CONTINUING EDUCATION | 346 | 478 | - | - | - | - | - |
| 95901 OTHER SUPPLIES | 12 | 3,351 | - | - | - | - | - |
| 95904 FAMILY SUPPORT SERVICES | 31,914 | 40,082 | - | - | - | - | - |
| 95907 ADMIN.COSTS P/S | 68,024 | - | - | - | - | - | - |
| 95908 ADMIN.COSTS M/S | 22,316 | - | - | - | - | - | - |
| 95910 ADMINISTRATIVE COSTS | - | 56,340 | - | - | - | - | - |
| 96601 RENTALS OF SPACE | 6,113 | 15,371 | - | - | - | - | - |
| TOTAL MATERIALS & SERVICES | 147,355 | 135,574 | - | - | - | - | - |
| TOTAL EXPENDITURES | 490,731 | 612,693 | - | - | - | - | - |

LINCOLN COUNTY, OREGON
ANNUAL BUDGET
FY 2011-12

| PUBLIC HEALTH FUND (208) | | | | | | | |
|--|----------------------------|-----------|-----------|---------|-----------------|-----------------|----------------|
| MENTAL HEALTH CHRONIC SUPPORT/DAY TREATMENT (CLOSED) (423) | | | | | | | |
| OBJECT | | 2008-09 | 2009-10 | 2010-11 | 2011-12 | 2011-12 | 2011-12 |
| | | ACTUAL | ACTUAL | BUDGET | PROPOSED BUDGET | APPROVED BUDGET | ADOPTED BUDGET |
| <u>REVENUE</u> | | | | | | | |
| 33414 | SE 20 ADULT/MENTAL HEALTH | 57,364 | 102,603 | - | - | - | - |
| 33416 | SE24 REGIONAL PSYCH. | 12,644 | 23,622 | - | - | - | - |
| 33417 | SE25 CRISIS GRANT | 122,915 | 122,915 | - | - | - | - |
| 33429 | SE30, PSRB | 58,183 | 103,731 | - | - | - | - |
| 33489 | LA 01 LOCAL ADMINISTRATION | 16,644 | 10,386 | - | - | - | - |
| 34510 | PRIVATE PAY | 14,373 | 15,212 | - | - | - | - |
| 34511 | INSURANCE | 15,506 | 8,707 | - | - | - | - |
| 34512 | PSRB-STATE GEN. FUND-2 C | 10 | 207,491 | - | - | - | - |
| 34513 | REGIONAL HOSPITAL ALTERN | 5,376 | 3,584 | - | - | - | - |
| 34514 | REGION REIMBURSEMENT | 25 | 1,817 | - | - | - | - |
| 34515 | MEDICARE COST RPT. SETTL | 24,750 | - | - | - | - | - |
| 34516 | MEDICARE | 43,757 | 35,570 | - | - | - | - |
| 34535 | MEDICAID OPEN CARD | 77,892 | 60,764 | - | - | - | - |
| 34590 | MEDICAID/ABHA | 1,095,981 | 868,568 | - | - | - | - |
| 34593 | WRAP AROUND | 44,294 | - | - | - | - | - |
| 36650 | REFUNDS & REIMBURSEMENTS | - | - | - | - | - | - |
| 36990 | MISC. REVENUES | 50,646 | 31,802 | - | - | - | - |
| | TOTAL REVENUE | 1,640,360 | 1,596,772 | - | - | - | - |
| <u>EXPENDITURES</u> | | | | | | | |
| PERSONAL SERVICES | | | | | | | |
| SALARIES | | | | | | | |
| 90204 | PSYCHIATRIST | 79,276 | 77,823 | - | - | - | - |
| 90206 | P/H PROGRAM MGR | - | 11,821 | - | - | - | - |
| 90212 | REHAP DIVISION MGR | 192 | 328 | - | - | - | - |
| 90215 | CRISIS COORDINATOR | 56,358 | 28,524 | - | - | - | - |
| 90223 | CLINIC COORDINATOR | 28,240 | - | - | - | - | - |
| 90301 | MH SPEC. II | - | 134 | - | - | - | - |
| 90305 | PAYEE BOOKKEEPER I | - | 12,433 | - | - | - | - |
| 90318 | MH REGISTERED NURSE | 52,179 | 24,683 | - | - | - | - |
| 90322 | OFFICE ASSISTANT | 7,592 | - | - | - | - | - |
| 90333 | OFFICE ASSISTANT III | 35,508 | 21,396 | - | - | - | - |
| 90336 | CLINICAL COUNSELOR | 39,041 | 38,257 | - | - | - | - |
| 90337 | OFFICE ASSISTANT III | - | - | - | - | - | - |
| 90341 | VAN DRIVER | 21,543 | 22,299 | - | - | - | - |
| 90342 | CLINICAL COUNSELOR | 41,802 | 36,490 | - | - | - | - |
| 90347 | CLINICAL COUNSELOR V | 52,561 | 11,267 | - | - | - | - |
| 90349 | CLINICAL COUNSELOR | 11,345 | - | - | - | - | - |

LINCOLN COUNTY, OREGON
ANNUAL BUDGET
FY 2011-12

PUBLIC HEALTH FUND (208)
MENTAL HEALTH CHRONIC SUPPORT/DAY TREATMENT (CLOSED) (423)

| OBJECT | 2008-09 | 2009-10 | 2010-11 | 2011-12 | 2011-12 | 2011-12 |
|--------------------------------------|-----------|-----------|---------|-----------------|-----------------|----------------|
| | ACTUAL | ACTUAL | BUDGET | PROPOSED BUDGET | APPROVED BUDGET | ADOPTED BUDGET |
| 90350 CLINICAL COUNSELOR | 57,187 | 52,679 | - | - | - | - |
| 90351 OFFICE ASST. II | 29,468 | 25,540 | - | - | - | - |
| 90352 CLINIC COUNSELOR | 17,939 | 43,505 | - | - | - | - |
| 90355 CLINICAL COUNSELOR | 31,003 | 29,904 | - | - | - | - |
| 90362 PSYCHIATRIC NURSE PRACTITIONER | 13,748 | 34,203 | - | - | - | - |
| 90370 CLINIC ASSISTANT | 59 | - | - | - | - | - |
| 90372 CLINICAL COUNSELOR | 44,430 | 19,778 | - | - | - | - |
| 90382 CLINICAL COUNSELOR | 60,329 | 55,756 | - | - | - | - |
| 90390 CLINICAL COUNSELOR | 57,026 | 49,920 | - | - | - | - |
| 90391 CLINICAL COUNSELOR | 46,494 | 37,229 | - | - | - | - |
| 90395 PSY NURSE PRACTITIONER | 25,791 | 17,608 | - | - | - | - |
| 90397 CLINICAL COUNSELOR IV | 6,864 | - | - | - | - | - |
| 90401 TEMPORARY EMPLOYEES | 10,948 | 33,142 | - | - | - | - |
| 90501 OVERTIME | 34,666 | 42,849 | - | - | - | - |
| TOTAL SALARIES | 861,589 | 727,568 | - | - | - | - |
| BENEFITS & BURDENS | | | | | | |
| 90801 FICA | 61,260 | 52,120 | - | - | - | - |
| 90802 401(K) RETIREMENT | 92,532 | 73,501 | - | - | - | - |
| 90804 HEALTH INSURANCE | 155,935 | 168,782 | - | - | - | - |
| 90805 DENTAL INSURANCE | 17,145 | 18,671 | - | - | - | - |
| 90806 LIFE INSURANCE | 943 | 840 | - | - | - | - |
| 90807 LTD INSURANCE | 2,305 | 2,127 | - | - | - | - |
| 90808 WORKER'S COMPENSATION | 13,228 | 12,324 | - | - | - | - |
| 90809 UNEMPLOYMENT | 8,108 | 9,350 | - | - | - | - |
| 90810 PEHP | 355 | 259 | - | - | - | - |
| TOTAL BENEFITS & BURDENS | 351,811 | 337,974 | - | - | - | - |
| TOTAL PERSONAL SERVICES | 1,213,400 | 1,065,542 | - | - | - | - |
| MATERIALS & SERVICES | | | | | | |
| 91101 TRAVEL REIMBURSEMENT | 10,054 | 5,038 | - | - | - | - |
| 91102 MOTOR POOL | 37,954 | 43,616 | - | - | - | - |
| 91201 MEALS & LODGING | 397 | 612 | - | - | - | - |
| 91401 TELEPHONE | 385 | 3,524 | - | - | - | - |
| 91501 POSTAGE | 1,062 | 935 | - | - | - | - |
| 91601 PRINTING & PUBLICATIONS | 1,384 | 898 | - | - | - | - |
| 92004 RECYCLING & HAZARDOUS/WA | 1,140 | 1,369 | - | - | - | - |
| 92101 EQUIPMENT REPAIR | 30 | - | - | - | - | - |

LINCOLN COUNTY, OREGON
ANNUAL BUDGET
FY 2011-12

| PUBLIC HEALTH FUND (208) | | | | | | | |
|--|----------------------------|-----------|-----------|-----------------|-----------------|----------------|---|
| MENTAL HEALTH CHRONIC SUPPORT/DAY TREATMENT (CLOSED) (423) | | | | | | | |
| OBJECT | 2008-09 | 2009-10 | 2010-11 | 2011-12 | 2011-12 | 2011-12 | |
| | ACTUAL | ACTUAL | BUDGET | PROPOSED BUDGET | APPROVED BUDGET | ADOPTED BUDGET | |
| 92901 | MEMBERSHIP FEES & DUES | 2,261 | 6,960 | - | - | - | - |
| 93301 | MAINTENANCE AGREEMENTS | 4,179 | 34,701 | - | - | - | - |
| 93901 | CONTRACTUAL SERVICES | 9,585 | 12,302 | - | - | - | - |
| 94101 | OFFICE SUPPLIES | 623 | 2,139 | - | - | - | - |
| 94102 | FURNITURE & EQUIPMENT UN | 158 | 1,854 | - | - | - | - |
| 94201 | PRINT SHOP | 2,807 | 1,326 | - | - | - | - |
| 94601 | FOOD & CLOTHING | 26,007 | 12,670 | - | - | - | - |
| 95101 | MED/LAB/XRAY | 60 | 850 | - | - | - | - |
| 95102 | MEDICAL SUPPLIES | 22,868 | 52,012 | - | - | - | - |
| 95105 | PHARMACY/FLEX FUNDS | 173 | 95 | - | - | - | - |
| 95201 | EDUCATION & LIBRARY | - | 103 | - | - | - | - |
| 95202 | CONTINUING EDUCATION | 479 | 75 | - | - | - | - |
| 95901 | OTHER SUPPLIES | 1,051 | 536 | - | - | - | - |
| 95902 | PROGRAM DEVELOPMENT | - | 221 | - | - | - | - |
| 95903 | PEER COUNSELING | 2,012 | 199 | - | - | - | - |
| 95905 | SPECIFIC | 1,246 | 2,370 | - | - | - | - |
| 95906 | HOSPITAL ALTERNATIVES | 1,040 | 4,020 | - | - | - | - |
| 95907 | ADMIN.COSTS P/S | 237,882 | - | - | - | - | - |
| 95908 | ADMIN.COSTS M/S | 78,034 | - | - | - | - | - |
| 95909 | INVESTIGATIONS | 720 | 720 | - | - | - | - |
| 95910 | ADMINISTRATIVE COSTS | - | 192,981 | - | - | - | - |
| 95912 | FLEX FUND RENT ASSISTANC | 474 | 700 | - | - | - | - |
| 96601 | RENTALS OF SPACE | 42,975 | 46,143 | - | - | - | - |
| | TOTAL MATERIALS & SERVICES | 487,040 | 428,969 | - | - | - | - |
| | TOTAL EXPENDITURES | 1,700,440 | 1,494,511 | - | - | - | - |

LINCOLN COUNTY, OREGON
ANNUAL BUDGET
FY 2011-12

| PUBLIC HEALTH FUND (208) | | | | | | | |
|--|-----------------------------------|---------|---------|-----------------|-----------------|----------------|---|
| MENTAL HEALTH CHEMICAL DEPENDENCY (CLOSED) (427) | | | | | | | |
| OBJECT | 2008-09 | 2009-10 | 2010-11 | 2011-12 | 2011-12 | 2011-12 | |
| | ACTUAL | ACTUAL | BUDGET | PROPOSED BUDGET | APPROVED BUDGET | ADOPTED BUDGET | |
| <u>REVENUE</u> | | | | | | | |
| 33153 | COURT ASSESSMENT ALCOHOL | 20,559 | 19,610 | - | - | - | - |
| 33441 | TOBACCO PREVENTION | - | 1,838 | - | - | - | - |
| 33446 | LOCAL 2145 TAX/BEER & WINE | 41,136 | 38,889 | - | - | - | - |
| 33459 | SE 65 DRUG OP/STATE MENTAL HEALTH | 160,946 | 166,775 | - | - | - | - |
| 34516 | PRIVATE PAY | 7,529 | 13,043 | - | - | - | - |
| 34517 | INSURANCE | 3,716 | 6,837 | - | - | - | - |
| 34519 | ADULT & FAMILY SERVICES | 106,077 | 6,745 | - | - | - | - |
| 34520 | AFS CONTRACT A&D CLINICI | 25,966 | 22,000 | - | - | - | - |
| 34534 | MEDICAID OPEN CARD | 165,125 | 236,723 | - | - | - | - |
| 36990 | MISCELLANEOUS REVENUES | 235 | 472 | - | - | - | - |
| | TOTAL REVENUE | 531,289 | 512,932 | - | - | - | - |
| <u>EXPENDITURES</u> | | | | | | | |
| PERSONAL SERVICES | | | | | | | |
| SALARIES | | | | | | | |
| 90206 | CLINIC COORDINATOR | 64,273 | 50,596 | - | - | - | - |
| 90310 | CLINICAL COUNSELOR | 47,340 | 45,887 | - | - | - | - |
| 90315 | OFFICE ASSISTANT II | - | 6,004 | - | - | - | - |
| 90317 | CLINICAL COUNSELOR | 9,738 | - | - | - | - | - |
| 90337 | OFFICE ASSISTANT 2 | 24,952 | 1,450 | - | - | - | - |
| 90343 | CLINICAL COUNSELOR | 54,824 | 54,146 | - | - | - | - |
| 90350 | CLINICAL COUNSELOR | - | 116 | - | - | - | - |
| 90373 | CLINIC COUNSELOR | - | 234 | - | - | - | - |
| 90376 | CLINICAL COUNSELOR III | 48,938 | 24,474 | - | - | - | - |
| 90378 | NURSE PRACTITIONER | - | 846 | - | - | - | - |
| 90380 | CLINICAL COUNSELOR | - | 179 | - | - | - | - |
| 90391 | CLINIC COUNSELOR 5 | - | 188 | - | - | - | - |
| 90401 | TEMPORARY EMPLOYEES | 447 | - | - | - | - | - |
| | TOTAL SALARIES | 250,512 | 184,120 | - | - | - | - |
| BENEFITS & BURDENS | | | | | | | |
| 90801 | FICA | 18,288 | 13,740 | - | - | - | - |
| 90802 | 401(K) RETIREMENT | 27,508 | 20,152 | - | - | - | - |
| 90804 | HEALTH INSURANCE | 56,760 | 38,591 | - | - | - | - |
| 90805 | DENTAL INSURANCE | 6,259 | 4,224 | - | - | - | - |
| 90806 | LIFE INSURANCE | 295 | 236 | - | - | - | - |
| 90807 | LTD INSURANCE | 722 | 594 | - | - | - | - |
| 90808 | WORKER'S COMPENSATION | 3,438 | 2,622 | - | - | - | - |

LINCOLN COUNTY, OREGON
ANNUAL BUDGET
FY 2011-12

| PUBLIC HEALTH FUND (208) | | | | | | | |
|--|----------------------------|---------|---------|---------|-----------------|-----------------|----------------|
| MENTAL HEALTH CHEMICAL DEPENDENCY (CLOSED) (427) | | | | | | | |
| OBJECT | | 2008-09 | 2009-10 | 2010-11 | 2011-12 | 2011-12 | 2011-12 |
| | | ACTUAL | ACTUAL | BUDGET | PROPOSED BUDGET | APPROVED BUDGET | ADOPTED BUDGET |
| 90809 | UNEMPLOYMENT | 2,328 | 2,250 | - | - | - | - |
| 90810 | PEHP | 174 | 139 | - | - | - | - |
| | TOTAL BENEFITS & BURDENS | 115,772 | 82,548 | - | - | - | - |
| | TOTAL PERSONAL SERVICES | 366,284 | 266,668 | - | - | - | - |
| | MATERIALS & SERVICES | | | | | | |
| 91101 | TRAVEL REIMBURSEMENT | 2,447 | 855 | - | - | - | - |
| 91201 | MEALS & LODGING | 598 | 131 | - | - | - | - |
| 91501 | POSTAGE | 89 | 45 | - | - | - | - |
| 92901 | MEMBERSHIP FEES & DUES | 759 | 105 | - | - | - | - |
| 93901 | CONTRACTUAL SERVICES | 193 | 360 | - | - | - | - |
| 94101 | OFFICE SUPPLIES | 6 | 174 | - | - | - | - |
| 94102 | FURNITURE & EQUIP. UNDER | - | 80 | - | - | - | - |
| 94201 | PRINT SHOP | 1,169 | 310 | - | - | - | - |
| 95101 | MED/LAB/XRAY | 1,267 | 2,829 | - | - | - | - |
| 95102 | MEDICAL SUPPLIES | 308 | 2,617 | - | - | - | - |
| 95105 | PHARMACY SERVICES | 260 | - | - | - | - | - |
| 95201 | EDUCATION & LIBRARY | 96 | 266 | - | - | - | - |
| 95202 | CONTINUING EDUCATION | 755 | 716 | - | - | - | - |
| 95901 | OTHER SUPPLIES | 85 | - | - | - | - | - |
| 95902 | CLIENT FLEX | - | 2,513 | - | - | - | - |
| 95907 | ADMIN.COSTS P/S | 75,661 | - | - | - | - | - |
| 95908 | ADMIN.COSTS M/S | 24,860 | - | - | - | - | - |
| 95910 | ADMINISTRATIVE COSTS | - | 104,800 | - | - | - | - |
| | TOTAL MATERIALS & SERVICES | 108,553 | 115,801 | - | - | - | - |
| | TOTAL EXPENDITURES | 474,837 | 382,469 | - | - | - | - |

LINCOLN COUNTY, OREGON
ANNUAL BUDGET
FY 2011-12

| PUBLIC HEALTH FUND (208) | | | | | | |
|--|---------|---------|---------|-----------------|-----------------|----------------|
| MENTAL HEALTH MRDD PASS THROUGH (CLOSED) (428) | | | | | | |
| OBJECT | 2008-09 | 2009-10 | 2010-11 | 2011-12 | 2011-12 | 2011-12 |
| | ACTUAL | ACTUAL | BUDGET | PROPOSED BUDGET | APPROVED BUDGET | ADOPTED BUDGET |
| <u>REVENUE</u> | | | | | | |
| 33407 ADULT FOSTER CARE | 7,282 | - | - | - | - | - |
| 33409 RENT RENEW | 8,049 | 20,625 | - | - | - | - |
| 33410 SE 56 STATE RENT SUBSIDY | 12,723 | 14,180 | - | - | - | - |
| 33411 RESIDENTIAL - BENTON | 58,634 | 60,648 | - | - | - | - |
| 33452 CONTINUUM OF CARE-SET AM | 65,363 | 57,887 | - | - | - | - |
| 33454 DETOX/SC&F STATE GRANT | 53,547 | 23,383 | - | - | - | - |
| 33455 DETOX HOUSING AWARD | 43,152 | 43,152 | - | - | - | - |
| 33457 COMP IN HOME SUPPORT | 112,590 | 116,827 | - | - | - | - |
| 33481 SE 53 TRANSPORTATION | 34,596 | 32,561 | - | - | - | - |
| 33491 OREGON TOGETHER | 25,214 | - | - | - | - | - |
| 33492 RECONNECTING YOUTH | 40,000 | 100,455 | - | - | - | - |
| 33493 BENTON RENT SUBSIDY | - | 7,660 | - | - | - | - |
| 33494 SPECIAL PROJECTS - RENEW | 6,110 | 15,000 | - | - | - | - |
| TOTAL REVENUE | 467,260 | 492,378 | - | - | - | - |
| <u>EXPENDITURES</u> | | | | | | |
| MATERIALS & SERVICES | | | | | | |
| 91501 POSTAGE | 1 | - | - | - | - | - |
| 93901 RESIDENTIAL/SE54 | - | 1,421 | - | - | - | - |
| 93902 DD CLIENTS CARE IN HOME | 121,548 | 116,827 | - | - | - | - |
| 93904 TRANSPORTATION/SE 53 | 32,335 | 29,808 | - | - | - | - |
| 93907 CONTINUUM OF CARE/DETOX | 63,575 | 57,887 | - | - | - | - |
| 93911 RENT RENEW | 15,086 | 31,035 | - | - | - | - |
| 93914 OREGON TOGETHER | 25,214 | - | - | - | - | - |
| 93915 RECONNECTING YOUTH | 40,000 | 100,455 | - | - | - | - |
| 93919 STATE RENT SUBSIDIES/SE | 9,099 | 3,791 | - | - | - | - |
| 93921 SCF/DETOX | 40,085 | 30,064 | - | - | - | - |
| 93923 DETOX HOUSING GRANT | 43,152 | 43,152 | - | - | - | - |
| 93924 SPECIAL PROJECTS - RENEW | 6,110 | 15,000 | - | - | - | - |
| 93930 RESIDENTIAL/BENTON | 53,919 | 60,650 | - | - | - | - |
| 93931 RESIDENTIAL/SPENCER | 1,043 | - | - | - | - | - |
| 93932 BENTON RENT SUBSIDY | 15,319 | 5,106 | - | - | - | - |
| TOTAL MATERIALS & SERVICES | 466,486 | 495,196 | - | - | - | - |
| TOTAL EXPENDITURES | 466,486 | 495,196 | - | - | - | - |

LINCOLN COUNTY, OREGON
ANNUAL BUDGET
FY 2011-12

| PUBLIC HEALTH FUND (208) | | | | | | |
|---|---------|---------|---------|-----------------|-----------------|----------------|
| MENTAL HEALTH CHILD/FAMILY MEDICAL (CLOSED) (429) | | | | | | |
| OBJECT | 2008-09 | 2009-10 | 2010-11 | 2011-12 | 2011-12 | 2011-12 |
| | ACTUAL | ACTUAL | BUDGET | PROPOSED BUDGET | APPROVED BUDGET | ADOPTED BUDGET |
| <u>REVENUE</u> | | | | | | |
| 33411 SE 22 CHILD M/H /STATE MH | 25,906 | 21,338 | - | - | - | - |
| 33413 SE LA01/STATE MH DIVISION | 16,643 | 10,402 | - | - | - | - |
| 33414 SE20 ADULT GRANT | 114,729 | 21,986 | - | - | - | - |
| 34514 PEO INDIRECT | 3 | - | - | - | - | - |
| 34516 PEO DIRECT | 583 | (38) | - | - | - | - |
| 34517 FEES C&F/PRIVATE PAY | 12,325 | 14,353 | - | - | - | - |
| 34518 FEES CHILD/INSURANCE PAY | 17,975 | 13,728 | - | - | - | - |
| 34519 FEES OREGON CHILDRENS PL | - | (7,615) | - | - | - | - |
| 34533 FEES C&F/AFS | 19,953 | 12,430 | - | - | - | - |
| 34590 MANAGED CARE FEES | 308,850 | 290,725 | - | - | - | - |
| 34593 WRAPAROUND FEES | 8,136 | - | - | - | - | - |
| 36990 MISCELLANEOUS REVENUES | 264 | - | - | - | - | - |
| TOTAL REVENUE | 525,367 | 377,309 | - | - | - | - |
| <u>EXPENDITURES</u> | | | | | | |
| PERSONAL SERVICES | | | | | | |
| SALARIES | | | | | | |
| 90201 SUPPORT STAFF SUPERVISOR | 20,006 | - | - | - | - | - |
| 90303 BOOKKEEPER II | - | 1,879 | - | - | - | - |
| 90315 OFFICE ASSISTANT II | 29,450 | 24,814 | - | - | - | - |
| 90323 M.H. SPECIALIST II | 5,137 | - | - | - | - | - |
| 90339 CLINIC ASSISTANT | - | 514 | - | - | - | - |
| 90344 CLINICAL COUNSELOR | 50,808 | 45,276 | - | - | - | - |
| 90362 PSYCHIATRIC NURSE PRACTITIONER | 60,616 | 35,135 | - | - | - | - |
| 90373 CLINICAL COUNSELOR | 51,401 | 53,913 | - | - | - | - |
| 90378 CLINICAL COUNSELOR | 46,913 | 9,569 | - | - | - | - |
| 90401 TEMPORARY EMPLOYEES | 1,031 | - | - | - | - | - |
| TOTAL SALARIES | 265,362 | 171,100 | - | - | - | - |
| BENEFITS & BURDENS | | | | | | |
| 90801 FICA | 19,502 | 12,826 | - | - | - | - |
| 90802 401(K) RETIREMENT | 29,076 | 18,821 | - | - | - | - |
| 90804 HEALTH INSURANCE | 42,886 | 21,924 | - | - | - | - |
| 90805 DENTAL INSURANCE | 4,669 | 2,197 | - | - | - | - |
| 90806 LIFE INSURANCE | 308 | 199 | - | - | - | - |
| 90807 LTD INSURANCE | 745 | 529 | - | - | - | - |

LINCOLN COUNTY, OREGON
ANNUAL BUDGET
FY 2011-12

| PUBLIC HEALTH FUND (208) | | | | | | | |
|---|----------------------------|---------|---------|---------|-----------------|-----------------|----------------|
| MENTAL HEALTH CHILD/FAMILY MEDICAL (CLOSED) (429) | | | | | | | |
| OBJECT | | 2008-09 | 2009-10 | 2010-11 | 2011-12 | 2011-12 | 2011-12 |
| | | ACTUAL | ACTUAL | BUDGET | PROPOSED BUDGET | APPROVED BUDGET | ADOPTED BUDGET |
| 90808 | WORKER'S COMPENSATION | 3,717 | 2,526 | - | - | - | - |
| 90809 | UNEMPLOYMENT | 2,612 | 2,238 | - | - | - | - |
| 90810 | PEHP | 60 | 2 | - | - | - | - |
| | TOTAL BENEFITS & BURDENS | 103,575 | 61,262 | - | - | - | - |
| | TOTAL PERSONAL SERVICES | 368,937 | 232,362 | - | - | - | - |
| | MATERIALS & SERVICES | | | | | | |
| 91101 | TRAVEL REIMBURSEMENT | 1,888 | 638 | - | - | - | - |
| 91201 | MEALS & LODGING | 70 | - | - | - | - | - |
| 91401 | TELEPHONE | - | 16,278 | - | - | - | - |
| 91501 | POSTAGE | 97 | 50 | - | - | - | - |
| 91601 | PRINTING & PUBLICATIONS | - | 184 | - | - | - | - |
| 92004 | RECYCLING & HAZARDOUS/WA | 125 | - | - | - | - | - |
| 92101 | EQUIPMENT REPAIR | 15 | - | - | - | - | - |
| 92801 | PROFESSIONAL SERVICES | 5,070 | 5,095 | - | - | - | - |
| 92802 | PROFESSIONAL CONFERENCE | 2,220 | - | - | - | - | - |
| 92901 | MEMBERSHIP FEES & DUES | 325 | 2,370 | - | - | - | - |
| 93301 | MAINTENANCE AGREEMENTS | 1,279 | 12,292 | - | - | - | - |
| 93901 | CONTRACTUAL SERVICES | 789 | 651 | - | - | - | - |
| 93907 | CONTRACTUAL SVCS/DR.NEWT | - | 5,596 | - | - | - | - |
| 94101 | OFFICE SUPPLIES | 392 | 320 | - | - | - | - |
| 94102 | FURNITURE & EQUIPMENT UN | 100 | - | - | - | - | - |
| 94201 | PRINT SHOP | 739 | 775 | - | - | - | - |
| 95102 | MEDICAL SUPPLIES | 58 | - | - | - | - | - |
| 95201 | EDUCATION & LIBRARY | - | 28 | - | - | - | - |
| 95202 | CONTINUING EDUCATION | 527 | - | - | - | - | - |
| 95901 | OTHER SUPPLIES | 86 | 507 | - | - | - | - |
| 95907 | ADMIN.COSTS P/S | 78,086 | - | - | - | - | - |
| 95908 | ADMIN.COSTS M/S | 25,807 | - | - | - | - | - |
| 95910 | ADMINISTRATIVE COSTS | - | 102,389 | - | - | - | - |
| 95915 | CONSUMER STIPENDS | - | 90 | - | - | - | - |
| 96601 | RENTALS OF SPACE | 43,300 | 71,416 | - | - | - | - |
| | TOTAL MATERIALS & SERVICES | 160,973 | 218,679 | - | - | - | - |
| | TOTAL EXPENDITURES | 529,910 | 451,041 | - | - | - | - |

LINCOLN COUNTY, OREGON
ANNUAL BUDGET
FY 2011-12

| PUBLIC HEALTH FUND (208) ALCOHOL/DRUG PREVENTION (CLOSED) (430) | | | | | | | |
|--|----------------------------|-------------------|-------------------|-------------------|-------------------------------|-------------------------------|------------------------------|
| OBJECT | | 2008-09 ACTUAL | 2009-10 ACTUAL | 2010-11 BUDGET | 2011-12 PROPOSED BUDGET | 2011-12 APPROVED BUDGET | 2011-12 ADOPTED BUDGET |
| <u>REVENUE</u> | | | | | | | |
| 33441 | GAMBLING PREVENTION/STAT | 34,432 | - | - | - | - | - |
| 33442 | PREVENTION SE70/1A STATE | 82,714 | - | - | - | - | - |
| 36990 | ALL OTHER MISCELLANEOUS | 77 | - | - | - | - | - |
| | TOTAL REVENUE | 117,223 | - | - | - | - | - |
| <u>EXPENDITURES</u> | | | | | | | |
| PERSONAL SERVICES | | | | | | | |
| SALARIES | | | | | | | |
| 90393 | HEALTH EDUCATOR | 42,049 | - | - | - | - | - |
| | TOTAL SALARIES | 42,049 | - | - | - | - | - |
| BENEFITS & BURDENS | | | | | | | |
| 90801 | FICA | 3,068 | - | - | - | - | - |
| 90802 | 401(K) RETIREMENT | 4,625 | - | - | - | - | - |
| 90804 | HEALTH INSURANCE | 11,169 | - | - | - | - | - |
| 90805 | DENTAL INSURANCE | 1,231 | - | - | - | - | - |
| 90806 | LIFE INSURANCE | 58 | - | - | - | - | - |
| 90807 | LTD INSURANCE | 141 | - | - | - | - | - |
| 90808 | WORKER'S COMPENSATION | 602 | - | - | - | - | - |
| 90809 | UNEMPLOYMENT | 385 | - | - | - | - | - |
| | TOTAL BENEFITS & BURDENS | 21,279 | - | - | - | - | - |
| | TOTAL PERSONAL SERVICES | 63,328 | - | - | - | - | - |
| MATERIALS & SERVICES | | | | | | | |
| 91101 | TRAVEL REIMBURSEMENT | 2,297 | - | - | - | - | - |
| 91201 | MEALS & LODGING | 1,421 | - | - | - | - | - |
| 91501 | POSTAGE | 110 | - | - | - | - | - |
| 93901 | CONTRACTUAL SERVICES | 11,660 | - | - | - | - | - |
| 94101 | OFFICE SUPPLIES | 64 | - | - | - | - | - |
| 94201 | PRINT SHOP | 129 | - | - | - | - | - |
| 94601 | FOOD & CLOTHING | 1,326 | - | - | - | - | - |
| 95202 | CONTINUING EDUCATION | 10,150 | - | - | - | - | - |
| 95901 | OTHER SUPPLIES | 1,872 | - | - | - | - | - |
| 95907 | ADMIN.COSTS P/S | 16,111 | - | - | - | - | - |
| 95908 | ADMIN.COSTS M/S | 5,685 | - | - | - | - | - |
| | TOTAL MATERIALS & SERVICES | 50,825 | - | - | - | - | - |
| | TOTAL EXPENDITURES | 114,153 | - | - | - | - | - |

LINCOLN COUNTY, OREGON
ANNUAL BUDGET
FY 2011-12

| PUBLIC HEALTH FUND (208) GAMBLING (CLOSED) (432) | | | | | | |
|---|----------------------------|---------|---------|----------|----------|---------|
| OBJECT | 2008-09 | 2009-10 | 2010-11 | 2011-12 | 2011-12 | 2011-12 |
| | ACTUAL | ACTUAL | BUDGET | PROPOSED | APPROVED | ADOPTED |
| | | | | BUDGET | BUDGET | BUDGET |
| <u>REVENUE</u> | | | | | | |
| 33491 | GAMBLING/SE81 TREATMENT | 13,671 | - | - | - | - |
| 33493 | GAMBLING/SE 80 PREVENTION | (6,108) | - | - | - | - |
| | TOTAL REVENUE | 7,563 | - | - | - | - |
| <u>EXPENDITURES</u> | | | | | | |
| PERSONAL SERVICES | | | | | | |
| SALARIES | | | | | | |
| 90321 | CLINICAL COUNSELOR | 46,128 | - | - | - | - |
| | TOTAL SALARIES | 46,128 | - | - | - | - |
| BENEFITS & BURDENS | | | | | | |
| 90801 | FICA | 3,285 | - | - | - | - |
| 90802 | 401(K) RETIREMENT | 5,074 | - | - | - | - |
| 90804 | HEALTH INSURANCE | 10,346 | - | - | - | - |
| 90805 | DENTAL INSURANCE | 1,139 | - | - | - | - |
| 90806 | LIFE INSURANCE | 53 | - | - | - | - |
| 90807 | LTD INSURANCE | 129 | - | - | - | - |
| 90808 | WORKER'S COMPENSATION | 583 | - | - | - | - |
| 90809 | UNEMPLOYMENT | 420 | - | - | - | - |
| 90810 | PEHP | - | - | - | - | - |
| | TOTAL BENEFITS & BURDENS | 21,029 | - | - | - | - |
| | TOTAL PERSONAL SERVICES | 67,157 | - | - | - | - |
| MATERIALS & SERVICES | | | | | | |
| 91101 | TRAVEL REIMBURSEMENT | 1,293 | - | - | - | - |
| 91201 | MEALS & LODGING | 1,168 | - | - | - | - |
| 91501 | POSTAGE | 7 | - | - | - | - |
| 91601 | PRINTING & PUBLICATIONS | 3,145 | - | - | - | - |
| 92901 | MEMBERSHIP FEES & DUES | 75 | - | - | - | - |
| 94102 | FURNITURE & EQUIP. UNDER | - | - | - | - | - |
| 94201 | PRINT SHOP | 13 | - | - | - | - |
| 95202 | CONTINUING EDUCATION | 305 | - | - | - | - |
| 95901 | OTHER SUPPLIES | 500 | - | - | - | - |
| 95907 | ADMIN.COSTS P/S | 9,222 | - | - | - | - |
| 95908 | ADMIN.COSTS M/S | 3,099 | - | - | - | - |
| | TOTAL MATERIALS & SERVICES | 18,827 | - | - | - | - |
| | TOTAL EXPENDITURES | 85,984 | - | - | - | - |

LINCOLN COUNTY, OREGON
ANNUAL BUDGET
FY 2011-12

| | | PUBLIC HEALTH FUND (208) PANDEMIC FLU (CLOSED) (433) | | | | | |
|---------------------|--------------------------------|---|-------------------|-------------------|-------------------------------|-------------------------------|------------------------------|
| OBJECT | | 2008-09 ACTUAL | 2009-10 ACTUAL | 2010-11 BUDGET | 2011-12 PROPOSED BUDGET | 2011-12 APPROVED BUDGET | 2011-12 ADOPTED BUDGET |
| <u>REVENUE</u> | | | | | | | |
| 33426 | PANDEMIC FLU-COMM & MITIGATION | - | 18,257 | - | - | - | - |
| 33427 | PANDEMIC FLU-EPI & SURVEY | - | 1,993 | - | - | - | - |
| 33428 | PANDEMIC FLU-VACCINE ADMIN | - | 13,803 | - | - | - | - |
| 33430 | PANDEMIC FLU-ADMINISTRATION | - | 29,654 | - | - | - | - |
| 34515 | ADMINISTRATIVE FEES | - | 38,180 | - | - | - | - |
| 34535 | FEES CRISIS/PRIVATE PAY | - | 516 | - | - | - | - |
| | TOTAL REVENUE | - | 102,403 | - | - | - | - |
| <u>EXPENDITURES</u> | | | | | | | |
| PERSONAL SERVICES | | | | | | | |
| SALARIES | | | | | | | |
| 90208 | EXECUTIVE DIRECTOR | - | 1,137 | - | - | - | - |
| 90209 | COMMUNITY HEALTH NURSE IV | - | 307 | - | - | - | - |
| 90218 | EMERG PREP/HEALTH EDUC | - | 1,424 | - | - | - | - |
| 90221 | COMM HEALTH NURSE IV PGM | - | 199 | - | - | - | - |
| 90222 | COMMUNITY HEALTH NURSE IV | - | 2,357 | - | - | - | - |
| 90252 | ADMINISTRATIVE ASSISTANT | - | 270 | - | - | - | - |
| 90271 | EXECUTIVE ASSISTANT | - | 902 | - | - | - | - |
| 90304 | OFFICE ASSISTANT II | - | 1,342 | - | - | - | - |
| 90306 | COMMUNITY HEALTH NURSE II | - | 352 | - | - | - | - |
| 90308 | COMMUNITY HEALTH NURSE II | - | 35 | - | - | - | - |
| 90313 | ENVIRONMENTAL HEALTH SPEC. | - | 724 | - | - | - | - |
| 90328 | COMMUNITY HEALTH NURSE II | - | 1,198 | - | - | - | - |
| 90330 | OFFICE ASSISTANT II | - | 15 | - | - | - | - |
| 90334 | ENVIRONMENTAL HEALTH SPEC. | - | 656 | - | - | - | - |
| 90371 | BOOKKEEPER II | - | 190 | - | - | - | - |
| 90381 | COMM HEALTH NURSE II | - | 65 | - | - | - | - |
| 90384 | MATERIALS SUPPLY CLERK | - | 1,499 | - | - | - | - |
| 90399 | COMM HEALTH NURSE II | - | 176 | - | - | - | - |
| 90401 | TEMPORARY EMPLOYEES | - | 13,624 | - | - | - | - |
| 90501 | OVERTIME | - | 380 | - | - | - | - |
| | TOTAL SALARIES | - | 26,852 | - | - | - | - |
| BENEFITS & BURDENS | | | | | | | |
| 90801 | FICA | - | 2,007 | - | - | - | - |
| 90802 | 401(K) RETIREMENT | - | 1,449 | - | - | - | - |
| 90804 | HEALTH INSURANCE | - | 2,924 | - | - | - | - |
| 90805 | DENTAL INSURANCE | - | 319 | - | - | - | - |

LINCOLN COUNTY, OREGON
ANNUAL BUDGET
FY 2011-12

| | | PUBLIC HEALTH FUND (208) PANDEMIC FLU (CLOSED) (433) | | | | | |
|--------|----------------------------|---|-------------------|-------------------|-------------------------------|-------------------------------|------------------------------|
| OBJECT | | 2008-09 ACTUAL | 2009-10 ACTUAL | 2010-11 BUDGET | 2011-12 PROPOSED BUDGET | 2011-12 APPROVED BUDGET | 2011-12 ADOPTED BUDGET |
| 90806 | LIFE INSURANCE | - | 14 | - | - | - | - |
| 90807 | LTD INSURANCE | - | 35 | - | - | - | - |
| 90808 | WORKER'S COMPENSATION | - | 1,314 | - | - | - | - |
| 90809 | UNEMPLOYMENT | - | 834 | - | - | - | - |
| 90810 | PEHP | - | 33 | - | - | - | - |
| | TOTAL BENEFITS & BURDENS | - | 8,929 | - | - | - | - |
| | TOTAL PERSONAL SERVICES | - | 35,781 | - | - | - | - |
| | MATERIALS & SERVICES | | | | | | |
| 91101 | TRAVEL REIMBURSEMENT | - | 315 | - | - | - | - |
| 91201 | MEALS & LODGING | - | 849 | - | - | - | - |
| 91601 | PRINTING & PUBLICATIONS | - | - | - | - | - | - |
| 94101 | OFFICE SUPPLIES | - | 809 | - | - | - | - |
| 94102 | FURN/EQUIP < \$10,000 | - | 260 | - | - | - | - |
| 94201 | PRINT SHOP | - | (3,947) | - | - | - | - |
| 94601 | FOOD & CLOTHING | - | 214 | - | - | - | - |
| 95102 | MEDICAL SUPPLIES | - | 12,222 | - | - | - | - |
| 95901 | OTHER SUPPLIES | - | 138 | - | - | - | - |
| 95910 | ADMINISTRATIVE COSTS | - | 23,528 | - | - | - | - |
| | TOTAL MATERIALS & SERVICES | - | 34,388 | - | - | - | - |
| | TOTAL EXPENDITURES | - | 70,169 | - | - | - | - |

LINCOLN COUNTY, OREGON
ANNUAL BUDGET
FY 2011-12

| PUBLIC HEALTH FUND (208) CHILD & FAMILY SUPPORT (CLOSED) (450) | | | | | | |
|---|---------|---------|---------|----------|----------|---------|
| OBJECT | 2008-09 | 2009-10 | 2010-11 | 2011-12 | 2011-12 | 2011-12 |
| | ACTUAL | ACTUAL | BUDGET | PROPOSED | APPROVED | ADOPTED |
| | | | | BUDGET | BUDGET | BUDGET |
| <u>REVENUE</u> | | | | | | |
| 34585 VITAL RECORDS | 39,175 | - | - | - | - | - |
| TOTAL REVENUE | 39,175 | - | - | - | - | - |
| <u>EXPENDITURES</u> | | | | | | |
| PERSONAL SERVICES | | | | | | |
| SALARIES | | | | | | |
| 90205 SYSTEMS ADMINISTRATOR | 47,320 | - | - | - | - | - |
| 90242 SUPPORT SUPERVISOR | 33,715 | - | - | - | - | - |
| 90275 ACCOUNTING SUPERVISOR | 31,829 | - | - | - | - | - |
| 90301 OFFICE ASSISTANT II | 18,763 | - | - | - | - | - |
| 90303 BOOKKEEPER | 40,888 | - | - | - | - | - |
| 90311 PROGRAMMER TECHNICIAN | 26,392 | - | - | - | - | - |
| 90323 BOOKKEEPER II | 19,387 | - | - | - | - | - |
| 90327 BOOKKEEPER I | 12,737 | - | - | - | - | - |
| 90330 OFFICE ASST. II | 13,646 | - | - | - | - | - |
| 90356 OFFICE ASST. I | 575 | - | - | - | - | - |
| 90363 BOOKKEEPER | 1,427 | - | - | - | - | - |
| 90371 BOOKKEEPER | 11,846 | - | - | - | - | - |
| 90384 SUPPLY CLERK | 15,361 | - | - | - | - | - |
| 90401 TEMPORARY EMPLOYEES | 2,243 | - | - | - | - | - |
| 90501 OVERTIME | 1,706 | - | - | - | - | - |
| TOTAL SALARIES | 277,835 | - | - | - | - | - |
| BENEFITS & BURDENS | | | | | | |
| 90801 FICA | 19,739 | - | - | - | - | - |
| 90802 401(K) RETIREMENT | 30,315 | - | - | - | - | - |
| 90804 HEALTH INSURANCE | 68,168 | - | - | - | - | - |
| 90805 DENTAL INSURANCE | 7,483 | - | - | - | - | - |
| 90806 LIFE INSURANCE | 378 | - | - | - | - | - |
| 90807 LTD INSURANCE | 924 | - | - | - | - | - |
| 90808 WORKER'S COMPENSATION | 3,963 | - | - | - | - | - |
| 90809 UNEMPLOYMENT | 2,588 | - | - | - | - | - |
| 90810 PEHP | 362 | - | - | - | - | - |
| TOTAL BENEFITS & BURDENS | 133,920 | - | - | - | - | - |
| TOTAL PERSONAL SERVICES | 411,755 | - | - | - | - | - |

LINCOLN COUNTY, OREGON
ANNUAL BUDGET
FY 2011-12

| PUBLIC HEALTH FUND (208) | | | | | | |
|---------------------------------------|-----------|---------|---------|-----------------|-----------------|----------------|
| CHILD & FAMILY SUPPORT (CLOSED) (450) | | | | | | |
| OBJECT | 2008-09 | 2009-10 | 2010-11 | 2011-12 | 2011-12 | 2011-12 |
| | ACTUAL | ACTUAL | BUDGET | PROPOSED BUDGET | APPROVED BUDGET | ADOPTED BUDGET |
| MATERIALS & SERVICES | | | | | | |
| 91101 TRAVEL REIMBURSEMENT | 68 | - | - | - | - | - |
| 91501 POSTAGE | 866 | - | - | - | - | - |
| 91601 PRINTING & PUBLICATIONS | 27 | - | - | - | - | - |
| 94102 FURNITURE & EQUIP. UNDER | 83 | - | - | - | - | - |
| 94201 PRINT SHOP | 3 | - | - | - | - | - |
| 95202 CONTINUING EDUCATION | 350 | - | - | - | - | - |
| 95901 OTHER SUPPLIES | 719 | - | - | - | - | - |
| 95907 ADMIN.COSTS P/S | (414,902) | - | - | - | - | - |
| 95908 ADMIN.COSTS M/S | (1,239) | - | - | - | - | - |
| TOTAL MATERIALS & SERVICES | (414,025) | - | - | - | - | - |
| TOTAL EXPENDITURES | (2,270) | - | - | - | - | - |

LINCOLN COUNTY, OREGON
ANNUAL BUDGET
FY 2011-12

| MENTAL HEALTH FUND (209) OHP CHILDRENS' INITIATIVE (CLOSED) (470) | | | | | | |
|--|-------------------|-------------------|-------------------|-------------------------------|-------------------------------|------------------------------|
| OBJECT | 2008-09 ACTUAL | 2009-10 ACTUAL | 2010-11 BUDGET | 2011-12 PROPOSED BUDGET | 2011-12 APPROVED BUDGET | 2011-12 ADOPTED BUDGET |
| <u>REVENUE</u> | | | | | | |
| 33489 ABHA CHILDRENS CAPITATION | 254,796 | 206,967 | - | - | - | - |
| TOTAL REVENUE | 254,796 | 206,967 | - | - | - | - |
| <u>EXPENDITURES</u> | | | | | | |
| PERSONAL SERVICES | | | | | | |
| SALARIES | | | | | | |
| 90214 CLINIC COORDINATOR | - | 10,440 | - | - | - | - |
| 90309 OFFICE ASSISTANT | 10,962 | 26,993 | - | - | - | - |
| 90317 CLINICAL COUNSELOR | 34,551 | 34,811 | - | - | - | - |
| 90337 OFFICE ASSISTANT II | - | 825 | - | - | - | - |
| 90352 CARE COORDINATOR | 31,380 | - | - | - | - | - |
| 90357 CLINIC COUNSELOR V | 15,938 | 40,852 | - | - | - | - |
| TOTAL SALARIES | 92,831 | 113,921 | - | - | - | - |
| BENEFITS & BURDENS | | | | | | |
| 90801 FICA | 6,853 | 8,553 | - | - | - | - |
| 90802 401(K) RETIREMENT | 10,212 | 12,512 | - | - | - | - |
| 90804 HEALTH INSURANCE | 16,966 | 14,098 | - | - | - | - |
| 90805 DENTAL INSURANCE | 1,894 | 1,552 | - | - | - | - |
| 90806 LIFE INSURANCE | 139 | 173 | - | - | - | - |
| 90807 LTD INSURANCE | 341 | 434 | - | - | - | - |
| 90808 WORKER'S COMPENSATION | 1,285 | 1,750 | - | - | - | - |
| 90809 UNEMPLOYMENT | 862 | 1,489 | - | - | - | - |
| 90810 PEHP | - | 28 | - | - | - | - |
| TOTAL BENEFITS & BURDENS | 38,552 | 40,589 | - | - | - | - |
| TOTAL PERSONAL SERVICES | 131,383 | 154,510 | - | - | - | - |
| MATERIALS & SERVICES | | | | | | |
| 91101 TRAVEL REIMBURSEMENT | 1,952 | 2,358 | - | - | - | - |
| 91201 MEALS & LODGING | 285 | 514 | - | - | - | - |
| 91501 POSTAGE | 63 | 125 | - | - | - | - |
| 92808 PROGRAM DEVELOPMENT | 80,192 | - | - | - | - | - |
| 93901 CONTRACTURAL SERVICES | 24,045 | 3,992 | - | - | - | - |
| 94201 PRINT SHOP | - | 15 | - | - | - | - |
| 95201 EDUCATION & LIBRARY | - | 28 | - | - | - | - |
| 95202 CONTINUING EDUCATION | 300 | 2,305 | - | - | - | - |
| 95901 OTHER SUPPLIES | 65 | 75 | - | - | - | - |
| 95902 WRAP AROUND | 633 | 345 | - | - | - | - |
| 95907 ADMIN COSTS P/S | 10,654 | - | - | - | - | - |
| 95908 ADMIN COSTS M/S | 3,858 | - | - | - | - | - |
| 95910 ADMINISTRATIVE COSTS | - | 76,454 | - | - | - | - |
| TOTAL MATERIALS & SERVICES | 122,047 | 86,211 | - | - | - | - |
| TOTAL EXPENDITURES | 253,430 | 240,721 | - | - | - | - |

LINCOLN COUNTY, OREGON
ANNUAL BUDGET
FY 2011-12

| COMMUNITY HEALTH CENTER FUND (216) LINCOLN CITY HEALTH CENTER (CLOSED DEPT) (703) | | 2008-09 | 2009-10 | 2010-11 | 2011-12 PROPOSED | 2011-12 APPROVED | 2011-12 ADOPTED |
|--|---------------------------|---------|---------|---------|---------------------|---------------------|--------------------|
| OBJECT | | ACTUAL | ACTUAL | BUDGET | BUDGET | BUDGET | BUDGET |
| <u>REVENUE</u> | | | | | | | |
| 34516 | FEES/MEDICAID | 130,981 | - | - | - | - | - |
| 34517 | FEES/MEDICARE | 26,183 | - | - | - | - | - |
| 34518 | FP MEDICAID | 12,494 | - | - | - | - | - |
| 34519 | FP FPEP | 27,135 | - | - | - | - | - |
| 34520 | FP INSURANCE | 6,798 | - | - | - | - | - |
| 34521 | FP PRIVATE PAY | 4,334 | - | - | - | - | - |
| 34535 | FEES/PRIVATE PAY | 63,091 | - | - | - | - | - |
| 34536 | FEES/INSURANCE | 35,398 | - | - | - | - | - |
| 36990 | MISCELLANEOUS | 17,397 | - | - | - | - | - |
| | TOTAL REVENUE | 323,811 | - | - | - | - | - |
| <u>EXPENDITURES</u> | | | | | | | |
| PERSONAL SERVICES | | | | | | | |
| SALARIES | | | | | | | |
| 90220 | MEDICAL DIRECTOR | 68,931 | - | - | - | - | - |
| 90221 | CLINIC COORDINATOR | 34,015 | - | - | - | - | - |
| 90317 | OFFICE ASST/RECORDS | 19,655 | - | - | - | - | - |
| 90323 | CLINIC ASST II | 16,355 | - | - | - | - | - |
| 90329 | COMM. HEALTH NURSE II | 829 | - | - | - | - | - |
| 90331 | OFFICE ASST. II | 18,821 | - | - | - | - | - |
| 90358 | FAMILY NURSE PRACTITIONER | 1,234 | - | - | - | - | - |
| 90361 | CLINIC ASST. II | 19,373 | - | - | - | - | - |
| 90363 | OFFICE ASST. | 19,697 | - | - | - | - | - |
| 90366 | NURSE PRACTITIONER | 5,132 | - | - | - | - | - |
| 90370 | OFFICE ASST. II | 1,407 | - | - | - | - | - |
| 90371 | BOOKKEEPER II | 509 | - | - | - | - | - |
| 90384 | SUPPLY CLERK | 157 | - | - | - | - | - |
| 90398 | CLINIC ASST. II | 25,708 | - | - | - | - | - |
| 90399 | COMM. HEALTH NURSE II | 11,908 | - | - | - | - | - |
| 90401 | TEMPORARY EMPLOYEES | 3,361 | - | - | - | - | - |
| 90501 | OVERTIME | 331 | - | - | - | - | - |
| 90504 | EXCHANGE TIME PAYOFF | 86 | - | - | - | - | - |
| | TOTAL SALARIES | 247,509 | - | - | - | - | - |
| BENEFITS & BURDENS | | | | | | | |
| 90801 | FICA | 16,232 | - | - | - | - | - |
| 90802 | 401(K) RETIREMENT | 26,569 | - | - | - | - | - |
| 90804 | HEALTH INSURANCE | 70,913 | - | - | - | - | - |
| 90805 | DENTAL INSURANCE | 7,751 | - | - | - | - | - |
| 90806 | LIFE INSURANCE | 354 | - | - | - | - | - |

LINCOLN COUNTY, OREGON
ANNUAL BUDGET
FY 2011-12

| COMMUNITY HEALTH CENTER FUND (216) LINCOLN CITY HEALTH CENTER (CLOSED DEPT) (703) | | | | | | |
|--|-------------------|-------------------|-------------------|--------------------|--------------------|-------------------|
| OBJECT | 2008-09 ACTUAL | 2009-10 ACTUAL | 2010-11 BUDGET | 2011-12 | 2011-12 | 2011-12 |
| | | | | PROPOSED BUDGET | APPROVED BUDGET | ADOPTED BUDGET |
| 90807 LTD INSURANCE | 799 | - | - | - | - | - |
| 90808 WORKER'S COMPENSATION | 3,922 | - | - | - | - | - |
| 90809 UNEMPLOYMENT | 2,588 | - | - | - | - | - |
| 90810 PEHP | 177 | - | - | - | - | - |
| TOTAL BENEFITS & BURDENS | 129,305 | - | - | - | - | - |
| TOTAL PERSONAL SERVICES | 376,814 | - | - | - | - | - |
| MATERIALS & SERVICES | | | | | | |
| 91101 TRAVEL REIMBURSEMENT | 1,935 | - | - | - | - | - |
| 91201 MEALS & LODGING | 100 | - | - | - | - | - |
| 91501 POSTAGE | 785 | - | - | - | - | - |
| 91601 PRINTING & PUBLICATIONS | 1,736 | - | - | - | - | - |
| 92101 EQUIPMENT REPAIR | 15 | - | - | - | - | - |
| 92802 PROFESSIONAL SERVICES | 8,367 | - | - | - | - | - |
| 92808 PROFESSIONAL SERVICES / | 138 | - | - | - | - | - |
| 93301 MAINTENANCE AGREEMENTS | 43 | - | - | - | - | - |
| 93901 CONTRACTUAL SERVICES | 44,109 | - | - | - | - | - |
| 94101 OFFICE SUPPLIES | 1,420 | - | - | - | - | - |
| 94201 PRINT SHOP | 427 | - | - | - | - | - |
| 94601 FOOD & CLOTHING | 29 | - | - | - | - | - |
| 95101 MED/LAB/XRAY | 12,637 | - | - | - | - | - |
| 95102 MEDICAL SUPPLIES | 21,874 | - | - | - | - | - |
| 95105 PHARMACY | 2,613 | - | - | - | - | - |
| 95901 OTHER SUPPLIES | 245 | - | - | - | - | - |
| 96601 RENTALS OF SPACE | 45,620 | - | - | - | - | - |
| 96606 FQHC ADJUSTMENT | 11,885 | - | - | - | - | - |
| TOTAL MATERIALS & SERVICES | 153,978 | - | - | - | - | - |
| TOTAL EXPENDITURES | 530,792 | - | - | - | - | - |

LINCOLN COUNTY, OREGON
ANNUAL BUDGET
FY 2011-12

| COMMUNITY HEALTH CENTER FUND (216) | | | | | | | |
|---|-----------------------------|---------|---------|---------|----------|----------|---------|
| COMMUNITY HEALTH CENTER - ADMINISTRATION (CLOSED) (816) | | | | | | | |
| OBJECT | | 2008-09 | 2009-10 | 2010-11 | 2011-12 | 2011-12 | 2011-12 |
| | | ACTUAL | ACTUAL | BUDGET | PROPOSED | APPROVED | ADOPTED |
| | | | | | BUDGET | BUDGET | BUDGET |
| <u>REVENUE</u> | | | | | | | |
| 33410 | LINCOLN COUNTY SCHOOL DIST. | 46,288 | - | - | - | - | - |
| 33520 | STARS/OHD | 8,578 | - | - | - | - | - |
| 33522 | CONF. TRIBES SILETZ GRANT | 2,700 | - | - | - | - | - |
| 33523 | OR. SCHOOL HLTH NETWORK | 8,800 | - | - | - | - | - |
| 33540 | FAMILY PLANNING(CFDA 93. | 73,793 | - | - | - | - | - |
| 33560 | FEDERAL QUALIFIED HLTH CTR | 550,388 | - | - | - | - | - |
| 33585 | OREGON MOTHERCARE/OHD | 11,555 | - | - | - | - | - |
| 33590 | SCHOOL BASED CLINICS/OHD | 133,908 | - | - | - | - | - |
| 34512 | PHOTOCOPIES | 4,005 | - | - | - | - | - |
| 34517 | FEES/MEDCARE | 19,136 | - | - | - | - | - |
| 34536 | FEES/INSURANCE | (115) | - | - | - | - | - |
| 36175 | INTEREST EARNINGS | 369 | - | - | - | - | - |
| 36990 | MISCELLANEOUS | 14,361 | - | - | - | - | - |
| | TOTAL REVENUE | 873,766 | - | - | - | - | - |
| <u>EXPENDITURES</u> | | | | | | | |
| PERSONAL SERVICES | | | | | | | |
| SALARIES | | | | | | | |
| 90205 | SYSTEMS ADMINISTOR | 10,798 | - | - | - | - | - |
| 90208 | DIRECTOR | 19,737 | 2,048 | - | - | - | - |
| 90211 | ADMIN. SERVICE DIRECTOR | 22,225 | - | - | - | - | - |
| 90213 | EXECUTIVE DIRECTOR | 43,336 | - | - | - | - | - |
| 90219 | FINANCE DIRECTOR | 32,660 | - | - | - | - | - |
| 90220 | MEDICAL DIRECTOR | 9,410 | - | - | - | - | - |
| 90252 | ADMINISTRATIVE ASSISTANT | 32,623 | 2,860 | - | - | - | - |
| 90275 | ACCOUNTING SUPERVISOR | 13,183 | - | - | - | - | - |
| 90323 | BOOKKEEPER | 538 | - | - | - | - | - |
| 90327 | BOOKKEEPER 1 | 108 | - | - | - | - | - |
| 90371 | OFFICE ASSISTANT | 7,773 | - | - | - | - | - |
| 90384 | MATERIAL SUPPLY CLERK | 20,513 | - | - | - | - | - |
| 90401 | TEMPORARY EMPLOYEES | 994 | - | - | - | - | - |
| | TOTAL SALARIES | 213,898 | 4,908 | - | - | - | - |
| BENEFITS & BURDENS | | | | | | | |
| 90801 | FICA | 15,091 | 496 | - | - | - | - |
| 90802 | 401(K) RETIREMENT | 22,390 | 761 | - | - | - | - |
| 90804 | HEALTH INSURANCE | 28,198 | 556 | - | - | - | - |
| 90805 | DENTAL INSURANCE | 3,090 | 61 | - | - | - | - |
| 90806 | LIFE INSURANCE | 157 | 3 | - | - | - | - |

LINCOLN COUNTY, OREGON
ANNUAL BUDGET
FY 2011-12

| COMMUNITY HEALTH CENTER FUND (216) | | | | | | | |
|---|----------------------------|---------|---------|---------|-----------------|-----------------|----------------|
| COMMUNITY HEALTH CENTER - ADMINISTRATION (CLOSED) (816) | | | | | | | |
| OBJECT | | 2008-09 | 2009-10 | 2010-11 | 2011-12 | 2011-12 | 2011-12 |
| | | ACTUAL | ACTUAL | BUDGET | PROPOSED BUDGET | APPROVED BUDGET | ADOPTED BUDGET |
| 90807 | LTD INSURANCE | 389 | 8 | - | - | - | - |
| 90808 | WORKER'S COMPENSATION | 3,117 | 4 | - | - | - | - |
| 90809 | UNEMPLOYMENT | 2,030 | 26 | - | - | - | - |
| 90810 | PEHP | 796 | 64 | - | - | - | - |
| | TOTAL BENEFITS & BURDENS | 75,258 | 1,979 | - | - | - | - |
| | TOTAL PERSONAL SERVICES | 289,156 | 6,887 | - | - | - | - |
| | MATERIALS & SERVICES | | | | | | |
| 91101 | TRAVEL REIMBURSEMENT | 7,253 | - | - | - | - | - |
| 91201 | MEALS & LODGING | 3,039 | - | - | - | - | - |
| 91401 | TELEPHONE | 24,149 | - | - | - | - | - |
| 91501 | POSTAGE | 1,054 | - | - | - | - | - |
| 91601 | PRINTING & PUBLICATIONS | 5,896 | - | - | - | - | - |
| 92004 | RECYCLING & HAZARDOUS/WA | 125 | - | - | - | - | - |
| 92807 | DOCTORS/HEALTH OFFICER | 6,441 | - | - | - | - | - |
| 92808 | PROFESSIONAL SERVICES / | 250 | - | - | - | - | - |
| 92901 | MEMBERSHIP FEES & DUES | 5,244 | - | - | - | - | - |
| 93301 | MAINTENANCE AGREEMENTS | 70,258 | - | - | - | - | - |
| 93901 | CONTRACTUAL SERVICES | 9,448 | - | - | - | - | - |
| 94101 | OFFICE SUPPLIES | 17,651 | - | - | - | - | - |
| 94102 | FURNITURE & EQUIPMENT | 1,192 | - | - | - | - | - |
| 94201 | PRINT SHOP | 2,245 | - | - | - | - | - |
| 94601 | FOOD & CLOTHING | 17 | - | - | - | - | - |
| 95101 | MED/LAB/XRAY | 200 | - | - | - | - | - |
| 95102 | MEDICAL SUPPLIES | 6,304 | - | - | - | - | - |
| 95201 | EDUCATION & LIBRARY | 447 | - | - | - | - | - |
| 95202 | CONTINUING EDUCATION | 577 | - | - | - | - | - |
| 95901 | OTHER SUPPLIES | 1,265 | - | - | - | - | - |
| | TOTAL MATERIALS & SERVICES | 163,055 | - | - | - | - | - |
| | TRANSFERS | | | | | | |
| 99208 | TRANSFER TO HEALTH & HMN | 259,606 | - | - | - | - | - |
| | TOTAL TRANSFERS | 259,606 | - | - | - | - | - |
| | TOTAL EXPENDITURES | 711,817 | 6,887 | - | - | - | - |

OTHER COUNTY FUNDS



LINCOLN COUNTY, OREGON

ROAD FUND (201)

A GENERAL GOVERNMENT PROGRAM

OBJECTIVE: The objective of the Road fund is to maintain and improve the County road system, as well as provide a variety of Public Works Services. Because of the nature of road maintenance, a number of other functions can be performed more effectively and at lower cost to the taxpayer by utilizing the facilities and staff of the Road fund. Because the Road fund is a dedicated fund under ORS, services performed for other funds must either be budgeted in those funds, such as the General Fund, or be directly reimbursed.

Services that have been added to Road fund management include maintenance of County Facilities including the Courthouse and Jail; County Parks; and Property Management, which deals with foreclosed property sale and transfer. These services are all budgeted in the General Fund.

Other services provided by the Road fund on a reimbursement or direct charge basis include Vegetation Management and Control; fueling services for all County agencies, as well as for the State and other local agencies; and Fleet operations and maintenance for all County vehicles, State Transportation department equipment such as dump trucks, and other governmental bodies.

REVENUE AND EXPENDITURE SUMMARY

| | Actual <u>2008-09</u> | Actual <u>2009-10</u> | Budgeted <u>2010-2011</u> | Proposed <u>2011-12</u> | Approved <u>2011-12</u> | Adopted <u>2011-12</u> |
|---------------------------------|--------------------------|--------------------------|------------------------------|----------------------------|----------------------------|---------------------------|
| Total Revenues | 27,981,901 | 26,384,633 | 23,053,016 | 21,398,051 | 0 | 0 |
| Personal Services | 2,123,883 | 2,201,518 | 2,747,720 | 2,794,754 | 2,794,754 | 2,774,162 |
| Materials & Services | 2,393,592 | 4,392,021 | 4,890,592 | 4,067,915 | 4,067,915 | 4,250,865 |
| Capital Outlay | 3,442,423 | 1,869,912 | 3,944,522 | 2,405,000 | 2,405,000 | 2,405,000 |
| Contingency | 0 | 1,000,000 | 974,962 | 1,000,000 | 1,000,000 | 1,000,000 |
| Reserve for Future Years | 20,022,003 | 13,408,887 | 10,495,220 | 11,130,382 | 11,130,382 | 10,968,024 |
| Total Expenditures | 27,981,901 | 22,872,338 | 23,053,016 | 21,398,051 | 21,398,051 | 21,398,051 |
| Full-Time Positions | 29.80 | 30.30 | 30.80 | 30.05 | 30.05 | 29.80 |

LINCOLN COUNTY, OREGON
ANNUAL BUDGET
FY 2011-12

| | | | ROAD FUND (201) SUMMARY | | | | | |
|------------------------------|--------|------------------------|----------------------------|-------------------|-------------------|-------------------------------|-------------------------------|------------------------------|
| DEPT # | # FTE* | | 2008-09 ACTUAL | 2009-10 ACTUAL | 2010-11 BUDGET | 2011-12 PROPOSED BUDGET | 2011-12 APPROVED BUDGET | 2011-12 ADOPTED BUDGET |
| 301 | 5.00 | ENGINEER'S OFFICE | 861,610 | 784,534 | 1,022,793 | 963,423 | 963,423 | 943,831 |
| 302 | 4.80 | FLEET SERVICES | 1,196,397 | 1,394,261 | 1,491,230 | 1,569,815 | 1,569,815 | 1,750,765 |
| 303 | 20.00 | GENERAL ROADS | 5,901,891 | 6,284,654 | 9,068,812 | 6,734,431 | 6,734,431 | 6,735,431 |
| 303 | - | CONTINGENCY | - | - | 974,962 | 1,000,000 | 1,000,000 | 1,000,000 |
| 303 | - | UNAPPROPRIATED | - | - | 10,495,219 | 11,130,382 | 11,130,382 | 10,968,024 |
| 29.80 | | TOTAL ROAD FUND | 7,959,898 | 8,463,449 | 23,053,016 | 21,398,051 | 21,398,051 | 21,398,051 |
| ROAD FUND BY CATEGORY | | | | | | | | |
| | | TOTAL REVENUE | 27,981,901 | 26,384,634 | 23,053,016 | 21,398,051 | 21,398,051 | 21,398,051 |
| EXPENDITURES: | | | | | | | | |
| | | PERSONAL SERVICES | 2,123,883 | 2,201,518 | 2,747,720 | 2,794,754 | 2,794,754 | 2,774,162 |
| | | MATERIALS & SERVICES | 2,393,592 | 4,392,019 | 4,890,592 | 4,067,915 | 4,067,915 | 4,250,865 |
| | | CAPITAL OUTLAY | 3,442,423 | 1,869,912 | 3,944,523 | 2,405,000 | 2,405,000 | 2,405,000 |
| | | CONTINGENCY | - | - | 974,962 | 1,000,000 | 1,000,000 | 1,000,000 |
| | | UNAPPROPRIATED | - | - | 10,495,219 | 11,130,382 | 11,130,382 | 10,968,024 |
| | | TOTAL ROAD FUND | 7,959,898 | 8,463,449 | 23,053,016 | 21,398,051 | 21,398,051 | 21,398,051 |
| | | ENDING BALANCE | 20,022,003 | 17,921,185 | - | - | - | - |

*Does not include "Temporary Employees"

LINCOLN COUNTY, OREGON

ROAD FUND (201)

DEPARTMENT: ENGINEERS OFFICE (301)

A GENERAL GOVERNMENT PROGRAM

OBJECTIVE: Plan, organize, staff, direct and control the Road Department for effective operation and the provision of services. Provide direction and leadership in the establishing and accomplishing of Road Department goals. Provide administrative and clerical services. Control departmental expenditures. Provide short and long-range project planning for the maintenance, construction and reconstruction of county roads and bridges. Administer road and bridge contracts. Provide project engineering, feasibility studies, traffic and operations engineering. Provide technical assistance to other departments and districts.

WORK PLAN SUMMARY: Coordinate, monitor and control road fund activities through fiscal and cost accounting. Continue the ongoing program of determining long and short-term needs and goals for the Road Department. Provide for the general operation and management of the Road Department. Provide the appropriate personnel management for the department, including recruitment, training and evaluation. Prepare preliminary designs, analysis and reports. Provide appropriate technical assistance to the public, districts and other public agencies.

REVENUE AND EXPENDITURE SUMMARY

| | <u>Actual</u> <u>2008-09</u> | <u>Actual</u> <u>2009-10</u> | <u>Budgeted</u> <u>2010-2011</u> | <u>Proposed</u> <u>2011-12</u> | <u>Approved</u> <u>2011-12</u> | <u>Adopted</u> <u>2011-12</u> |
|---------------------------------|---------------------------------|---------------------------------|-------------------------------------|-----------------------------------|-----------------------------------|----------------------------------|
| Total Revenues | 27,981,901 | 27,869,279 | 23,053,016 | 21,398,051 | 21,398,051 | 21,398,051 |
| Personal Services | 369,610 | 376,134 | 551,238 | 525,703 | 525,703 | 505,111 |
| Materials & Services | 492,000 | 391,939 | 448,395 | 437,720 | 437,720 | 438,720 |
| Capital Outlay | 0 | 16,460 | 23,160 | 0 | 0 | 0 |
| Total Expenditures | 861,610 | 784,533 | 1,022,793 | 963,423 | 963,423 | 943,831 |
| | | | | | | |
| Full-Time Positions | 5.00 | 5.50 | 6.00 | 5.25 | 5.25 | 5.00 |

EFFECTIVENESS INDICATORS: Completion of various projects and goals within appropriate time frames and within budget. Personal and professional development of the department's personnel in the performance of their duties.

INTERRELATIONSHIPS: The Engineer's office is the general administrative office for the Lincoln County Road Department. It has contact with virtually, if not all, other county department. Routine contacts are made with a large variety of federal, state and local agencies and with the general public.

LINCOLN COUNTY, OREGON
ANNUAL BUDGET
FY 2011-12

| | | ROAD FUND (201) ENGINEERS OFFICE (301) | | | | | |
|--------------------------|-------------------------------|---|-------------------|-------------------|-------------------------------|-------------------------------|------------------------------|
| OBJECT | # FTE | 2008-09 ACTUAL | 2009-10 ACTUAL | 2010-11 BUDGET | 2011-12 PROPOSED BUDGET | 2011-12 APPROVED BUDGET | 2011-12 ADOPTED BUDGET |
| <u>REVENUE</u> | | | | | | | |
| 33220 | DISASTER FUNDS | 1,530 | 86,359 | - | - | - | - |
| 33250 | FEDERAL FOREST SALES | 3,040,355 | 2,734,892 | 2,464,344 | 1,077,375 | 1,077,375 | 1,077,375 |
| 33615 | ORE. HWY. DIV. REFUNDS | - | - | 300,776 | 346,442 | 346,442 | 346,442 |
| 33754 | VEGI MGMT/DEPT AG GRANT | 55,431 | 47,234 | 25,000 | 25,000 | 25,000 | 25,000 |
| 33765 | STATE MOTOR VEHICLE FEES | 2,094,669 | 2,110,496 | 2,734,490 | 3,101,413 | 3,101,413 | 3,101,413 |
| 33770 | STATE MOTOR VEHICLE TRAI | 21,158 | 21,318 | 27,621 | 31,327 | 31,327 | 31,327 |
| 33990 | GEN FUND MOTOR POOL | 644,357 | 782,132 | 738,385 | 757,200 | 757,200 | 757,200 |
| 34700 | CWC FEES | 1,173 | - | - | - | - | - |
| 34710 | VEHICLE SVC & SUPPLIES | 200,754 | 178,675 | 161,113 | 185,000 | 185,000 | 185,000 |
| 34711 | BILLINGS TO OTHER FUNDS | 275,379 | (40,293) | 20,000 | 20,000 | 20,000 | 20,000 |
| 34930 | VEGI MGMT/U.S.F.S. | 10,031 | 10,842 | 26,000 | 26,000 | 26,000 | 26,000 |
| 36170 | INSURANCE RECOVERIES | 7,183 | 23,150 | 10,000 | 10,000 | 10,000 | 10,000 |
| 36175 | INTEREST EARNINGS | 405,129 | 146,952 | 168,856 | 85,000 | 85,000 | 85,000 |
| 36650 | REFUNDS & REIMBURSEMENTS | - | 60 | - | - | - | - |
| 36660 | ROAD ASSESSMENT PAYMENTS | 12,141 | 69,971 | 15,000 | 15,000 | 15,000 | 15,000 |
| 36711 | SALE OF VEHICLES | 5,291 | 9,533 | 10,000 | 10,000 | 10,000 | 10,000 |
| 36990 | ALL OTHER MISC. | 1,752,209 | 227,680 | 199,628 | 42,600 | 42,600 | 42,600 |
| 40000 | BEGINNING BALANCE | 19,455,111 | 19,975,633 | 16,151,803 | 15,665,694 | 15,665,694 | 15,665,694 |
| TOTAL REVENUE | | 27,981,901 | 26,384,634 | 23,053,016 | 21,398,051 | 21,398,051 | 21,398,051 |
| <u>EXPENDITURES</u> | | | | | | | |
| PERSONAL SERVICES | | | | | | | |
| SALARIES | | | | | | | |
| 90201 | 1.00 DIRECTOR | 91,277 | 87,062 | 94,448 | 99,252 | 99,252 | 99,252 |
| 90202 | 1.00 ASST. PUBLIC WORKS DIR. | - | - | 72,781 | 76,183 | 76,183 | 76,183 |
| 90203 | - ASSISTANT COUNTY ENGINEER | 23,092 | - | - | - | - | - |
| 90204 | 1.00 ENGINEERING TECHS | 50,773 | 49,211 | 53,338 | 54,405 | 54,405 | 54,405 |
| 90215 | 2.00 COST ACCOUNTING | 94,625 | 91,898 | 103,569 | 108,810 | 108,810 | 108,810 |
| 90216 | 0.25 ADMINISTRATIVE ASSISTANT | - | 27,225 | 52,557 | 13,402 | 13,402 | - |
| 90401 | TEMPORARY EMPLOYEES | - | - | 500 | - | - | - |
| 90501 | OVERTIME | - | 1,495 | 1,000 | 1,000 | 1,000 | 1,000 |
| 5.25 | TOTAL SALARIES | 259,767 | 256,891 | 378,193 | 353,052 | 353,052 | 339,650 |
| BENEFITS & BURDENS | | | | | | | |
| 90801 | FICA | 19,134 | 18,966 | 28,932 | 27,008 | 27,008 | 25,983 |
| 90802 | 401(K) RETIREMENT | 28,574 | 28,258 | 41,546 | 38,836 | 38,836 | 37,361 |
| 90804 | HEALTH INSURANCE | 46,634 | 56,022 | 78,981 | 77,679 | 77,679 | 73,980 |
| 90805 | DENTAL INSURANCE | 5,126 | 6,124 | 8,243 | 7,938 | 7,938 | 7,560 |
| 90806 | LIFE INSURANCE | 240 | 254 | 432 | 378 | 378 | 378 |
| 90807 | LTD INSURANCE | 588 | 640 | 846 | 741 | 741 | 741 |
| 90808 | WORKER'S COMPENSATION | 5,398 | 4,553 | 5,421 | 11,045 | 11,045 | 10,745 |
| 90809 | UNEMPLOYMENT | 2,372 | 2,584 | 7,564 | 7,061 | 7,061 | 6,793 |
| 90810 | PEHP | 1,777 | 1,842 | 1,080 | 1,965 | 1,965 | 1,920 |
| TOTAL BENEFITS & BURDENS | | 109,843 | 119,243 | 173,045 | 172,651 | 172,651 | 165,461 |
| TOTAL PERSONAL SERVICES | | 369,610 | 376,134 | 551,238 | 525,703 | 525,703 | 505,111 |

LINCOLN COUNTY, OREGON
ANNUAL BUDGET
FY 2011-12

| | | ROAD FUND (201) ENGINEERS OFFICE (301) | | | | | |
|----------------------|----------------------------|---|-------------------|-------------------|-------------------------------|-------------------------------|------------------------------|
| OBJECT | # FTE | 2008-09 ACTUAL | 2009-10 ACTUAL | 2010-11 BUDGET | 2011-12 PROPOSED BUDGET | 2011-12 APPROVED BUDGET | 2011-12 ADOPTED BUDGET |
| MATERIALS & SERVICES | | | | | | | |
| 91101 | TRAVEL REIMBURSEMENT | 820 | 2,060 | 2,223 | 2,450 | 2,450 | 2,450 |
| 91201 | MEALS & LODGING | - | - | - | - | - | 1,000 |
| 91401 | TELEPHONE | 9,050 | 9,459 | 12,342 | 8,650 | 8,650 | 8,650 |
| 91501 | POSTAGE | 869 | 607 | 551 | 750 | 750 | 750 |
| 91601 | PRINTING & PUBLICATIONS | 9,792 | 6,510 | 7,290 | 7,150 | 7,150 | 7,150 |
| 92001 | UTILITIES | 10,150 | 7,857 | 5,019 | 5,400 | 5,400 | 5,400 |
| 92004 | WASTE REMOVAL (GARBAGE) | 417 | 481 | 401 | 460 | 460 | 460 |
| 92101 | EQUIPMENT REPAIR | - | - | 50 | - | - | - |
| 92201 | BUILDING REPAIR | - | - | 100 | 100 | 100 | 100 |
| 92802 | PROFESSIONAL CONFERENCE | 370 | 545 | 610 | 550 | 550 | 550 |
| 92806 | CONSULTING/ENGINEERS | 14,603 | 26,398 | 25,000 | 25,000 | 25,000 | 25,000 |
| 92808 | PROFESSIONAL SERVICES | - | 6 | - | - | - | - |
| 92901 | MEMBERSHIP FEES & DUES | 2,061 | 2,265 | 2,183 | 2,750 | 2,750 | 2,750 |
| 92905 | PERMITS | - | - | 250 | 250 | 250 | 250 |
| 93301 | MAINT AGREEMENTS | 347 | - | 1,650 | 450 | 450 | 450 |
| 93901 | CONTRACTUAL SERVICES | 29,219 | 7,110 | 6,500 | 9,500 | 9,500 | 9,500 |
| 94101 | OFFICE SUPPLIES | 866 | 681 | 550 | 1,500 | 1,500 | 1,500 |
| 94102 | FURN/EQUIP <\$10,000 | 87 | - | - | 150 | 150 | 150 |
| 94103 | OPERATING SUPPLIES | 367 | - | 1,650 | 1,750 | 1,750 | 1,750 |
| 94105 | OFFICE SOFTWARE | 1,213 | 7,452 | 3,475 | 800 | 800 | 800 |
| 94201 | COPY ROOM SERVICES | 393 | 287 | 573 | 450 | 450 | 450 |
| 94601 | FOOD & CLOTHING | 152 | - | - | - | - | - |
| 95201 | EDUCATION & LIBRARY | - | - | 100 | - | - | - |
| 95202 | CONTINUING EDUCATION | - | - | 100 | - | - | - |
| 96701 | RENTALS OF EQUIPMENT | 6,672 | 6,635 | 5,194 | 6,450 | 6,450 | 6,450 |
| 96902 | GEN FUND INDIRECT COSTS | 404,552 | 313,587 | 372,584 | 363,160 | 363,160 | 363,160 |
| | TOTAL MATERIALS & SERVICES | 492,000 | 391,940 | 448,395 | 437,720 | 437,720 | 438,720 |
| CAPITAL OUTLAY | | | | | | | |
| 98202 | COMPUTER EQUIPMENT | - | 16,460 | 10,000 | - | - | - |
| 98905 | ALLOCATED CAPITAL | - | - | 13,160 | - | - | - |
| | TOTAL CAPITAL OUTLAY | - | 16,460 | 23,160 | - | - | - |
| | TOTAL EXPENDITURES | 861,610 | 784,534 | 1,022,793 | 963,423 | 963,423 | 943,831 |

LINCOLN COUNTY, OREGON

ROAD FUND (201)

DEPARTMENT: FLEET SERVICES (302)

A GENERAL GOVERNMENT PROGRAM

OBJECTIVE: Provide for the maintenance and repair of all county road and general fund equipment. This equipment includes both over the road and off road equipment. The fleet consists of approximately 155 identified individualized pieces. This department includes the operation of the road funds fueling facility. This facility currently provides fueling for several other agencies.

WORK PLAN SUMMARY: Preventative maintenance at regular intervals. Maintain and repair vehicles as required. Provide for servicing, fueling, contracting of outside repairs as needed, and maintain the appearance and function of road and general fund equipment.

REVENUE AND EXPENDITURE SUMMARY

| | <u>Actual</u> <u>2008-09</u> | <u>Actual</u> <u>2009-10</u> | <u>Budgeted</u> <u>2010-2011</u> | <u>Proposed</u> <u>2011-12</u> | <u>Approved</u> <u>2011-12</u> | <u>Adopted</u> <u>2011-12</u> |
|-------------------------|---------------------------------|---------------------------------|-------------------------------------|-----------------------------------|-----------------------------------|----------------------------------|
| Personal Services | 343,689 | 337,674 | 433,330 | 443,565 | 443,565 | 443,565 |
| Materials & Services | 852,708 | 890,953 | 957,900 | 1,126,250 | 1,126,250 | 1,307,200 |
| Capital Outlay | 0 | 165,633 | 100,000 | 0 | 0 | 0 |
| Total Expenditures | 1,196,397 | 1,394,260 | 1,491,230 | 1,569,815 | 1,569,815 | 1,750,765 |
| Full-Time Positions | 4.80 | 4.80 | 4.80 | 4.80 | 4.80 | 4.80 |

EFFECTIVENESS INDICATORS: The maintenance of the fleet at costs less than that of private rental or lease options. No vehicle down time due to improper maintenance. The availability of equipment for work whenever, however, and for as long as needed. The general appearance and state of fleet equipment for the County.

INTERRELATIONSHIPS: The Road department shop works with other county departments. It does have some interaction with similar operations in other public agencies such as the Lincoln County School District and the Oregon Department of Transportation.

LINCOLN COUNTY, OREGON
ANNUAL BUDGET
FY 2011-12

| | | ROAD FUND (201) FLEET SERVICES (302) | | | | | | |
|----------------------|-------|---|-------------------|-------------------|-------------------------------|-------------------------------|------------------------------|---------|
| OBJECT | # FTE | 2008-09 ACTUAL | 2009-10 ACTUAL | 2010-11 BUDGET | 2011-12 PROPOSED BUDGET | 2011-12 APPROVED BUDGET | 2011-12 ADOPTED BUDGET | |
| <u>EXPENDITURES</u> | | | | | | | | |
| PERSONAL SERVICES | | | | | | | | |
| SALARIES | | | | | | | | |
| 90201 | 1.00 | FLEET MANAGER | 70,041 | 61,588 | 76,088 | 65,314 | 65,314 | 65,314 |
| 90203 | 0.80 | ADMINISTRATIVE ASST | 22,203 | 22,597 | 37,373 | 39,254 | 39,254 | 39,254 |
| 90301 | 3.00 | MECHANICS | 145,118 | 145,855 | 153,569 | 166,164 | 166,164 | 166,164 |
| 90401 | | TEMPORARY EMPLOYEES | - | - | 10,000 | 10,000 | 10,000 | 10,000 |
| 90501 | | OVERTIME | 3,244 | 2,902 | 10,000 | 10,000 | 10,000 | 10,000 |
| 90601 | | HIGHER CLASSIFICATION WORK | - | - | 1,000 | - | - | - |
| | 4.80 | TOTAL SALARIES | 240,606 | 232,942 | 288,030 | 290,732 | 290,732 | 290,732 |
| BENEFITS & BURDENS | | | | | | | | |
| 90801 | | FICA | 17,439 | 16,822 | 21,957 | 22,241 | 22,241 | 22,241 |
| 90802 | | 401(K) RETIREMENT | 26,467 | 25,624 | 30,472 | 30,881 | 30,881 | 30,881 |
| 90804 | | HEALTH INSURANCE | 41,621 | 45,446 | 65,817 | 70,281 | 70,281 | 70,281 |
| 90805 | | DENTAL INSURANCE | 4,547 | 5,119 | 6,869 | 7,182 | 7,182 | 7,182 |
| 90806 | | LIFE INSURANCE | 288 | 279 | 360 | 360 | 360 | 360 |
| 90807 | | LTD INSURANCE | 705 | 703 | 705 | 705 | 705 | 705 |
| 90808 | | WORKER'S COMPENSATION | 9,519 | 8,191 | 13,020 | 15,008 | 15,008 | 15,008 |
| 90809 | | UNEMPLOYMENT | 2,137 | 2,189 | 5,740 | 5,815 | 5,815 | 5,815 |
| 90810 | | PEHP | 360 | 360 | 360 | 360 | 360 | 360 |
| | | TOTAL BENEFITS & BURDENS | 103,083 | 104,733 | 145,300 | 152,833 | 152,833 | 152,833 |
| | | TOTAL PERSONAL SERVICES | 343,689 | 337,675 | 433,330 | 443,565 | 443,565 | 443,565 |
| MATERIALS & SERVICES | | | | | | | | |
| 91101 | | TRAVEL REIMBURSEMENT | 20 | 230 | 400 | 400 | 400 | 400 |
| 91201 | | MEALS & LODGING | - | - | - | - | - | 200 |
| 91401 | | TELEPHONE | 1,970 | 719 | 2,700 | 2,700 | 2,700 | 2,700 |
| 91501 | | POSTAGE | 405 | 257 | 400 | 400 | 400 | 400 |
| 92001 | | UTILITIES | 36,394 | 32,495 | 37,000 | 36,800 | 36,800 | 36,800 |
| 92004 | | GARBAGE SERVICE | 3,690 | 3,871 | 3,800 | 4,100 | 4,100 | 4,100 |
| 92201 | | BUILDING REPAIR | 4,187 | 16,494 | 7,400 | 8,000 | 8,000 | 8,000 |
| 92905 | | PERMIT EXPENSE | 793 | 896 | 1,000 | 900 | 900 | 900 |
| 93301 | | MAINTENANCE AGREEMENT | 351 | 5,303 | 2,600 | 2,700 | 2,700 | 2,700 |
| 93901 | | CONTRACTUAL SERVICES | 22,152 | 12,017 | 14,400 | 17,500 | 17,500 | 17,500 |
| 94101 | | OFFICE SUPPLIES | 278 | 466 | 500 | 500 | 500 | 500 |
| 94102 | | FURNITURE & EQUIP. UNDER | 289 | 2,122 | 900 | 2,400 | 2,400 | 2,400 |
| 94103 | | OPERATING SUPPLIES | 16,258 | 15,012 | 16,300 | 16,300 | 16,300 | 16,300 |
| 94105 | | COMPUTER SOFTWARE | - | 3,828 | - | - | - | - |
| 94201 | | COPY ROOM SERVICES | 1,178 | 1,788 | 2,400 | 1,800 | 1,800 | 1,800 |
| 94402 | | VEHICLE REPAIR PARTS | 165,370 | 200,973 | 179,800 | 185,000 | 185,000 | 185,000 |
| 94404 | | OIL & GREASE | 10,844 | 10,872 | 11,400 | 10,900 | 10,900 | 10,900 |
| 94405 | | TIRES & TUBES | 55,319 | 36,642 | 48,600 | 42,400 | 42,400 | 42,400 |

LINCOLN COUNTY, OREGON
ANNUAL BUDGET
FY 2011-12

| | | ROAD FUND (201) FLEET SERVICES (302) | | | | | |
|--------|----------------------------|---|-------------------|-------------------|-------------------------------|-------------------------------|------------------------------|
| OBJECT | # FTE | 2008-09 ACTUAL | 2009-10 ACTUAL | 2010-11 BUDGET | 2011-12 PROPOSED BUDGET | 2011-12 APPROVED BUDGET | 2011-12 ADOPTED BUDGET |
| 94406 | GASOLINE & DIESEL | 523,419 | 539,291 | 617,800 | 783,250 | 783,250 | 964,000 |
| 94601 | FOOD & CLOTHING | 295 | 229 | 500 | 300 | 300 | 300 |
| 94602 | COVERALLS & RAGS | 3,284 | 3,302 | 3,400 | 3,400 | 3,400 | 3,400 |
| 94701 | SMALL TOOLS | 4,061 | 2,412 | 3,900 | 4,100 | 4,100 | 4,100 |
| 95202 | CONTINUING EDUCATION | 1,424 | 659 | 1,500 | 1,200 | 1,200 | 1,200 |
| 96701 | RENTALS OF EQUIPMENT | 727 | 1,075 | 1,200 | 1,200 | 1,200 | 1,200 |
| | TOTAL MATERIALS & SERVICES | 852,708 | 890,953 | 957,900 | 1,126,250 | 1,126,250 | 1,307,200 |
| | CAPITAL OUTLAY | | | | | | |
| 97501 | STRUCTURES & IMPROVEMENTS | - | 165,633 | 100,000 | - | - | - |
| | TOTAL CAPITAL OUTLAY | - | 165,633 | 100,000 | - | - | - |
| | TOTAL EXPENDITURES | 1,196,397 | 1,394,261 | 1,491,230 | 1,569,815 | 1,569,815 | 1,750,765 |

LINCOLN COUNTY, OREGON

ROAD FUND (201)

DEPARTMENT: GENERAL ROADS (303)

A GENERAL GOVERNMENT PROGRAM

OBJECTIVE: Operate and maintain the Lincoln County road system. The system is comprised of approximately 350 miles of road and 85 bridges. Maintenance of the system includes the installation and maintenance of culverts, roadside drainage facilities, various other devices for safe travel, as well as the maintenance of the actual traveled surface. Capital purchases for roads, bridges, facilities and equipment are provided for in this budget. Maintenance of the county's roads and bridges for safe and efficient travel. Response to public emergencies as needed. Provide equipment, personnel and state of readiness necessary to respond to public emergencies.

WORK PLAN SUMMARY: Plan and schedule the efficient use of personnel, equipment and material for the maintenance of the county road and bridge system. Inspect the various portions of the systems to determine maintenance requirements. Remove hazards, install and maintain signs, clean ditches and culverts, maintain paved and gravel surfaces, provide for the training and education of employees, and respond to public emergencies as necessary and appropriate.

REVENUE AND EXPENDITURE SUMMARY

| | <u>Actual</u> <u>2008-09</u> | <u>Actual</u> <u>2009-10</u> | <u>Budgeted</u> <u>2010-2011</u> | <u>Proposed</u> <u>2011-12</u> | <u>Approved</u> <u>2011-12</u> | <u>Adopted</u> <u>2011-12</u> |
|-------------------------|---------------------------------|---------------------------------|-------------------------------------|-----------------------------------|-----------------------------------|----------------------------------|
| Personal Services | 1,410,584 | 1,487,710 | 1,763,152 | 1,825,486 | 1,825,486 | 1,825,486 |
| Materials & Services | 1,048,884 | 3,109,129 | 3,484,297 | 2,503,945 | 2,503,945 | 2,504,945 |
| Capital Outlay | 3,442,423 | 1,687,819 | 3,821,362 | 2,405,000 | 2,405,000 | 2,405,000 |
| Contingency | 0 | 1,000,000 | 974,962 | 1,000,000 | 1,000,000 | 1,000,000 |
| Unapprop/Ending Balance | <u>20,022,003</u> | <u>13,408,887</u> | <u>10,495,220</u> | <u>11,130,382</u> | <u>11,130,382</u> | <u>10,968,024</u> |
| Total Expenditures | 25,923,894 | 20,693,545 | 20,538,993 | 18,864,813 | 18,864,813 | 18,703,455 |
| Full-Time Positions | 20.00 | 20.00 | 20.00 | 20.00 | 20.00 | 20.00 |

EFFECTIVENESS INDICATORS: General response to public requests and comments about the services provided. Actual work completed and the cost of that work. The general condition of the county roads and bridges. Actual response to public emergencies.

INTERRELATIONSHIPS: This department generally does not interrelate with other county departments. However, Road Foremen may have a large number of contacts with their counterparts in other agencies, including the Oregon Department of Transportation, the Oregon Department of Fish & Wildlife, the U. S. Forest Service, and the Public Works Department of the various incorporated cities within Lincoln County.

BUDGET NOTE: The road fund has been heavily dependent upon Federal Forest Receipts for operating funds. The “Secure Rural Schools and Community Self-Determination Act of 2000” expired September 30, 2006. It has not been reauthorized.

The road fund currently has a sizable reserve gathered in anticipation of the loss of USFS receipts. In general, the road and bridge system, the department’s equipment, and the department’s facilities are in good condition. All have been upgraded in recent years in anticipation of the downturn.

LINCOLN COUNTY, OREGON
ANNUAL BUDGET
FY 2011-12

| | | ROAD FUND (201) GENERAL ROADS (303) | | | | | | |
|----------------------|-------|--|-------------------|-------------------|-------------------|-------------------------------|-------------------------------|-------------------------------|
| OBJECT | # FTE | | 2008-09 ACTUAL | 2009-10 ACTUAL | 2010-11 BUDGET | 2011-12 PROPOSED BUDGET | 2011-12 PROPOSED BUDGET | 2011-12 PROPOSED BUDGET |
| <u>EXPENDITURES</u> | | | | | | | | |
| PERSONAL SERVICES | | | | | | | | |
| SALARIES | | | | | | | | |
| 90201 | 1.00 | PERMIT/PARKS SUPERVISOR | 73,428 | 71,176 | 79,782 | 83,819 | 83,819 | 83,819 |
| 90202 | 1.00 | MAINTENANCE SUPERVISOR | 74,429 | 71,176 | 79,782 | 83,819 | 83,819 | 83,819 |
| 90301 | 16.00 | ROAD MAINTENANCE WORKERS | 628,041 | 697,040 | 713,483 | 770,868 | 770,868 | 770,868 |
| 90302 | - | MAINTENANCE WORKER | - | - | 15,902 | - | - | - |
| 90310 | 1.00 | ROAD SERVICE WORKER | 44,308 | 44,308 | 47,210 | 51,036 | 51,036 | 51,036 |
| 90320 | 1.00 | VEGETATION MANAGEMENT SP | 43,848 | 43,848 | 46,732 | 50,532 | 50,532 | 50,532 |
| 90401 | | TEMPORARY EMPLOYEES | 23,997 | 19,372 | 90,000 | 50,000 | 50,000 | 50,000 |
| 90501 | | OVERTIME | 11,866 | 6,754 | 40,000 | 40,000 | 40,000 | 40,000 |
| 90504 | | EXCHANGE TIME PAYOFF | 38 | - | - | - | - | - |
| 90601 | | HIGHER CLASSIFICATION WORK | - | - | 10,000 | 10,000 | 10,000 | 10,000 |
| | 20.00 | TOTAL SALARIES | 899,955 | 953,674 | 1,122,891 | 1,140,074 | 1,140,074 | 1,140,074 |
| BENEFITS & BURDENS | | | | | | | | |
| 90801 | | FICA | 65,842 | 68,472 | 85,901 | 87,216 | 87,216 | 87,216 |
| 90802 | | 401(K) RETIREMENT | 101,302 | 100,209 | 123,759 | 119,908 | 119,908 | 119,908 |
| 90804 | | HEALTH INSURANCE | 223,375 | 245,781 | 276,879 | 295,920 | 295,920 | 295,920 |
| 90805 | | DENTAL INSURANCE | 24,623 | 26,868 | 28,915 | 30,240 | 30,240 | 30,240 |
| 90806 | | LIFE INSURANCE | 1,152 | 1,115 | 1,512 | 1,440 | 1,440 | 1,440 |
| 90807 | | LTD INSURANCE | 2,820 | 2,810 | 2,962 | 2,820 | 2,820 | 2,820 |
| 90808 | | WORKER'S COMPENSATION | 83,024 | 79,791 | 98,670 | 124,707 | 124,707 | 124,707 |
| 90809 | | UNEMPLOYMENT | 8,131 | 8,629 | 21,303 | 22,801 | 22,801 | 22,801 |
| 90810 | | PEHP | 360 | 360 | 360 | 360 | 360 | 360 |
| | | TOTAL BENEFITS & BURDENS | 510,629 | 534,035 | 640,261 | 685,412 | 685,412 | 685,412 |
| | | TOTAL PERSONAL SERVICES | 1,410,584 | 1,487,709 | 1,763,152 | 1,825,486 | 1,825,486 | 1,825,486 |
| MATERIALS & SERVICES | | | | | | | | |
| 91101 | | TRAVEL REIMBURSEMENT | 1,590 | 2,495 | 3,021 | 2,420 | 2,420 | 2,420 |
| 91201 | | MEALS & LODGING | - | - | - | - | - | 1,000 |
| 91401 | | TELEPHONE | 2,799 | 4,590 | 4,025 | 3,250 | 3,250 | 3,250 |
| 91501 | | POSTAGE | 7 | 20 | 50 | 50 | 50 | 50 |
| 91601 | | PRINTING & PUBLICATIONS | - | 108 | 114 | - | - | - |
| 92101 | | EQUIPMENT REPAIR | 64 | 88 | 200 | 200 | 200 | 200 |
| 92201 | | BUILDING REPAIR | 34 | - | - | - | - | - |
| 92801 | | PROFESSIONAL SERVICES | - | - | 250 | - | - | - |
| 92802 | | PROFESSIONAL CONFERENCE | 125 | 140 | 300 | 1,080 | 1,080 | 1,080 |
| 92806 | | CONSULTANTS | 19,017 | 6,713 | 50,000 | 50,000 | 50,000 | 50,000 |
| 92901 | | MEMBERSHIP FEES & DUES | 203 | 165 | 250 | 250 | 250 | 250 |
| 92905 | | PERMIT EXPENSE | 2,182 | 2,201 | 4,400 | 3,610 | 3,610 | 3,610 |
| 93301 | | MAINTENANCE AGREEMENTS | 2,131 | 2,025 | 2,025 | 2,025 | 2,025 | 2,025 |
| 93901 | | CONTRACTUAL SERVICES | 138,548 | 229,199 | 254,952 | 259,000 | 259,000 | 259,000 |
| 94101 | | OFFICE SUPPLIES | 963 | 930 | 732 | 1,120 | 1,120 | 1,120 |
| 94102 | | FURNITURE & EQUIP. UNDER | 4,705 | 4,295 | 850 | 850 | 850 | 850 |
| 94103 | | OPERATING SUPPLIES | 1,906 | 4,523 | 7,000 | 4,500 | 4,500 | 4,500 |
| 94201 | | COPY ROOM SERVICES | 365 | 232 | - | - | - | - |

LINCOLN COUNTY, OREGON
ANNUAL BUDGET
FY 2011-12

| | | ROAD FUND (201) GENERAL ROADS (303) | | | | | |
|--------|----------------------------|--|-------------------|-------------------|-------------------------------|-------------------------------|-------------------------------|
| OBJECT | # FTE | 2008-09 ACTUAL | 2009-10 ACTUAL | 2010-11 BUDGET | 2011-12 PROPOSED BUDGET | 2011-12 PROPOSED BUDGET | 2011-12 PROPOSED BUDGET |
| 94402 | REPAIR PARTS | 195 | - | - | - | - | - |
| 94601 | FOOD & CLOTHING | 7,235 | 3,765 | 14,500 | 8,400 | 8,400 | 8,400 |
| 94602 | CLOTHING | 240 | - | - | - | - | - |
| 94701 | SMALL TOOLS | 1,111 | 787 | 769 | 1,750 | 1,750 | 1,750 |
| 94901 | GROUNDS & ROADWAYS | 367,930 | 603,893 | 475,000 | 475,000 | 475,000 | 475,000 |
| 94902 | TRAFFIC CONTROL / PAINT, | 104,592 | 116,872 | 146,840 | 160,000 | 160,000 | 160,000 |
| 94903 | ROAD OVERLAYS | 370,452 | 2,023,684 | 2,050,000 | 1,115,000 | 1,115,000 | 1,115,000 |
| 94904 | BRIDGE MAINTENANCE | 5,847 | 33,258 | 350,000 | 310,000 | 310,000 | 310,000 |
| 95101 | MED/LAB/XRAY | 2,503 | 3,461 | 1,950 | 1,950 | 1,950 | 1,950 |
| 95102 | SAFETY SUPPLIES | 2,141 | 1,929 | 3,000 | 1,800 | 1,800 | 1,800 |
| 95202 | CONTINUING EDUCATION | 577 | 655 | - | - | - | - |
| 95203 | SAFETY PROGRAM | 1,082 | - | 500 | 500 | 500 | 500 |
| 95902 | CHANGE IN INVENTORY | (36,944) | 5,797 | - | - | - | - |
| 96201 | FIRE INSURANCE | - | - | 5,000 | 5,000 | 5,000 | 5,000 |
| 96302 | VEHICLE INSURANCE | 31,235 | 38,151 | 73,190 | 73,190 | 73,190 | 73,190 |
| 96303 | INSURANCE DEDUCTIBLES | 4,089 | 3,888 | 7,775 | 4,500 | 4,500 | 4,500 |
| 96601 | RENTALS OF SPACE | 4,957 | 2,578 | 5,000 | 5,000 | 5,000 | 5,000 |
| 96701 | RENTALS OF EQUIPMENT | 7,003 | 12,684 | 22,604 | 13,500 | 13,500 | 13,500 |
| | TOTAL MATERIALS & SERVICES | 1,048,884 | 3,109,126 | 3,484,297 | 2,503,945 | 2,503,945 | 2,504,945 |
| | CAPITAL OUTLAY | | | | | | |
| 97301 | RIGHT OF WAYS | - | 680 | - | - | - | - |
| 97501 | STRUCTURES & IMPROVEMENT | - | - | - | 190,000 | 190,000 | 190,000 |
| 97601 | BRIDGES | 3,051,179 | 1,210,679 | 2,551,363 | 1,000,000 | 1,000,000 | 1,000,000 |
| 97701 | ROADS & HIGHWAYS | 245,786 | 60,135 | 75,000 | 75,000 | 75,000 | 75,000 |
| 97702 | LID PROJECTS | 95,143 | - | 250,000 | 750,000 | 750,000 | 750,000 |
| 98302 | VEHICLE REPLACEMENT | 50,315 | 416,325 | 895,000 | 320,000 | 320,000 | 320,000 |
| 98701 | EQUIPMENT REPLACEMENT | - | - | 50,000 | 70,000 | 70,000 | 70,000 |
| | TOTAL CAPITAL OUTLAY | 3,442,423 | 1,687,819 | 3,821,363 | 2,405,000 | 2,405,000 | 2,405,000 |
| | TOTAL EXPENDITURES | 5,901,891 | 6,284,654 | 9,068,812 | 6,734,431 | 6,734,431 | 6,735,431 |
| | ENDING BALANCE | | | | | | |
| 99501 | CONTINGENCY | - | - | 974,962 | 1,000,000 | 1,000,000 | 1,000,000 |
| 99601 | RESERVE FOR FUTURE YEARS | - | - | 9,824,433 | 10,459,596 | 10,459,596 | 10,297,238 |
| 99603 | COMPENSATED ABSENCES | - | - | 670,786 | 670,786 | 670,786 | 670,786 |
| | TOTAL ENDING BALANCE | - | - | 11,470,181 | 12,130,382 | 12,130,382 | 11,968,024 |

LINCOLN COUNTY, OREGON

LINCOLN COUNTY FAIR FUND (203)

A COMMUNITY SERVICES PROGRAM

OBJECTIVE: Interim management of Fair facilities while long range fair event and facilities plans are developed. Funds and services are reduced and will be evaluated for possible long range changes.

COMMUNITY INVOLVEMENT: Blue Ribbon Committee recommendations being evaluated. The Fair Grounds work co-operatively with the Extension Service, 4H, Town and Country Fair, Inc., Sheriff's Posse, the Lincoln County School District, Public Works, and the Animal Shelter.

REVENUE AND EXPENDITURE SUMMARY

| | <u>Actual</u> <u>2008-09</u> | <u>Actual</u> <u>2009-10</u> | <u>Budgeted</u> <u>2010-2011</u> | <u>Proposed</u> <u>2011-12</u> | <u>Approved</u> <u>2011-12</u> | <u>Adopted</u> <u>2011-12</u> |
|--------------------------------|---------------------------------|---------------------------------|-------------------------------------|-----------------------------------|-----------------------------------|----------------------------------|
| Total Revenues | 185,194 | 90,637 | 86,471 | 91,046 | 91,046 | 91,046 |
| Personal Services | 35,348 | 0 | 0 | 0 | 0 | 0 |
| Materials and Services | 81,886 | 50,587 | 58,050 | 65,550 | 65,550 | 65,550 |
| Contingency | 0 | 1,350 | 28,421 | 25,496 | 25,496 | 25,496 |
| Unapprop/Ending Balance | 18,208 | 38,700 | 0 | 0 | 0 | 0 |
| Total Expenditures | 135,442 | 90,637 | 86,471 | 91,046 | 91,046 | 91,046 |
| Full-Time Positions | 2.80 | 0.00 | 0.00 | 0.00 | 0.00 | 0.00 |

INTERRELATIONSHIPS: 4-H, county departments, Oregon Fair Association, other county fairgrounds and community organizations.

LINCOLN COUNTY, OREGON
ANNUAL BUDGET
FY 2011-12

| COUNTY FAIR FUND (203) SUMMARY | | | | | | |
|--|-------------------|-------------------|-------------------|-------------------------------|-------------------------------|------------------------------|
| DEPT | 2008-09 ACTUAL | 2009-10 ACTUAL | 2010-11 BUDGET | 2011-12 PROPOSED BUDGET | 2011-12 APPROVED BUDGET | 2011-12 ADOPTED BUDGET |
| 803 COUNTY FAIR OPERATIONS | 117,234 | 50,587 | 86,471 | 91,046 | 91,046 | 91,046 |
| 808 ANNUAL FAIR (CLOSED) | 74,454 | - | - | - | - | - |
| TOTAL COUNTY FAIR FUND EXPENDITURES | 191,688 | 50,587 | 86,471 | 91,046 | 91,046 | 91,046 |
| COUNTY FAIR FUND BY CATEGORY | | | | | | |
| TOTAL REVENUE | 209,896 | 90,638 | 86,471 | 91,046 | 91,046 | 91,046 |
| EXPENDITURES: | | | | | | |
| PERSONAL SERVICES | 35,348 | - | - | - | - | - |
| MATERIALS & SERVICES | 156,340 | 50,587 | 58,050 | 65,550 | 65,550 | 65,550 |
| CONTINGENCY | - | - | 28,421 | 25,496 | 25,496 | 25,496 |
| TOTAL APPROPRIATIONS | 191,688 | 50,587 | 86,471 | 91,046 | 91,046 | 91,046 |
| ENDING BALANCE | 18,208 | 40,051 | - | - | - | - |

LINCOLN COUNTY, OREGON
ANNUAL BUDGET
FY 2011-12

| COUNTY FAIR FUND (203) COUNTY FAIR OPERATIONS (803) | | | | | | | |
|--|---------|---------|---------|-----------------|-----------------|----------------|--|
| OBJECT | 2008-09 | 2009-10 | 2010-11 | 2011-12 | 2011-12 | 2011-12 | |
| | ACTUAL | ACTUAL | BUDGET | PROPOSED BUDGET | APPROVED BUDGET | ADOPTED BUDGET | |
| <u>REVENUE</u> | | | | | | | |
| 33390 STATE LOTTERY VIDEO | 24,702 | 41,963 | 41,702 | 36,031 | 36,031 | 36,031 | |
| 33392 COUNTY ECONOMIC GRANT | 12,800 | - | - | - | - | - | |
| 36105 FAIR ADMISSIONS | 32,230 | - | - | - | - | - | |
| 36106 FAIR ENTRY FEES | 409 | - | - | - | - | - | |
| 36107 LIVESTOCK ENTRY FEES | 2,805 | - | - | - | - | - | |
| 36108 HORSE ENTRY FEES | 1,348 | - | - | - | - | - | |
| 36109 FAIR STALL FEES | 1,178 | - | - | - | - | - | |
| 36115 CONCESSION RENTALS | 15,752 | - | - | - | - | - | |
| 36135 DONATIONS | 1,390 | - | - | - | - | - | |
| 36136 SPONSORSHIPS | 25,447 | - | - | - | - | - | |
| 36175 INTEREST EARNINGS | 634 | 114 | 98 | 140 | 140 | 140 | |
| 36309 EAST HALL RENTAL | 20,580 | - | 1,500 | - | - | - | |
| 36310 GROUNDS MISC. RENTALS | 1,668 | 12,507 | 2,500 | 15,000 | 15,000 | 15,000 | |
| 36311 FLORAL HALL RENTAL | 150 | - | 8,000 | - | - | - | |
| 36312 MAIN HALL RENTAL | 15,423 | 2,755 | 3,000 | 3,000 | 3,000 | 3,000 | |
| 36313 RV SITE RENTAL | 551 | - | - | - | - | - | |
| 36314 CRAFT HALL RENTAL | 800 | - | - | - | - | - | |
| 36315 MONTHLY STALL RENTAL | 950 | - | - | - | - | - | |
| 36316 ARENA RENTAL | 985 | - | 500 | - | - | - | |
| 36317 RIDING PASS SALES | 315 | - | - | - | - | - | |
| 36990 ALL OTHER MISCELLANEOUS | 6,267 | 15,089 | - | - | - | - | |
| 40000 BEGINNING BALANCE | 18,810 | 18,210 | 29,171 | 36,875 | 36,875 | 36,875 | |
| TOTAL REVENUE | 185,194 | 90,638 | 86,471 | 91,046 | 91,046 | 91,046 | |
| <u>EXPENDITURES</u> | | | | | | | |
| PERSONAL SERVICES | | | | | | | |
| SALARIES | | | | | | | |
| 90201 FAIR EVENT COORDINATOR | 1 | - | - | - | - | - | |
| 90202 GROUNDSKEEPER | 12,303 | - | - | - | - | - | |
| 90203 OFFICE ASSISTANT | 13,352 | - | - | - | - | - | |
| 90403 TEMPORARY OFFICE HELP | 662 | - | - | - | - | - | |
| 90404 TEMPORARY GROUNDSKEEPER | 5,388 | - | - | - | - | - | |
| 90501 OVERTIME | 83 | - | - | - | - | - | |
| TOTAL SALARIES | 31,789 | - | - | - | - | - | |

LINCOLN COUNTY, OREGON
ANNUAL BUDGET
FY 2011-12

| | | COUNTY FAIR FUND (203) COUNTY FAIR OPERATIONS (803) | | | | | |
|----------------------------|--------------------------|--|---------|---------|--------------------|--------------------|-------------------|
| OBJECT | | 2008-09 | 2009-10 | 2010-11 | 2011-12 | 2011-12 | 2011-12 |
| | | ACTUAL | ACTUAL | BUDGET | PROPOSED BUDGET | APPROVED BUDGET | ADOPTED BUDGET |
| BENEFITS & BURDENS | | | | | | | |
| 90801 | FICA | 2,432 | - | - | - | - | - |
| 90808 | WORKER'S COMPENSATION | 1,127 | - | - | - | - | - |
| TOTAL BENEFITS & BURDENS | | 3,559 | - | - | - | - | - |
| TOTAL PERSONAL SERVICES | | 35,348 | - | - | - | - | - |
| MATERIALS & SERVICES | | | | | | | |
| 91102 | MOTOR POOL | 3,890 | 1,958 | 1,600 | 1,500 | 1,500 | 1,500 |
| 91401 | TELEPHONE | 2,299 | 984 | 1,500 | 1,100 | 1,100 | 1,100 |
| 91501 | POSTAGE | 116 | 4 | 50 | - | - | - |
| 91602 | ADVERTISING & PUBLICITY | 112 | - | - | - | - | - |
| 92001 | UTILITIES | 22,701 | 9,475 | 12,500 | 12,500 | 12,500 | 12,500 |
| 92002 | UTILITIES/HORSE BARN ARE | 142 | - | - | - | - | - |
| 92101 | EQUIPMENT REPAIR | 251 | - | - | - | - | - |
| 92301 | GROUNDS MAINTENANCE | 6,987 | - | 10,000 | - | - | - |
| 92801 | PROFESSIONAL SERVICES | 20,425 | - | - | - | - | - |
| 92901 | MEMBERSHIP FEES & DUES | 549 | 600 | 600 | 1,500 | 1,500 | 1,500 |
| 93806 | ENTERTAINMENT | 75 | - | - | - | - | - |
| 93901 | CONTRACTUAL SERVICES | 10,570 | 27,985 | 20,400 | 30,000 | 30,000 | 30,000 |
| 93902 | FAIR EVENT | - | - | - | 17,500 | 17,500 | 17,500 |
| 94101 | OFFICE SUPPLIES | 202 | - | 100 | - | - | - |
| 94201 | PRINT SHOP | 261 | - | - | - | - | - |
| 94210 | COPIER SERVICES | 14 | 36 | - | 100 | 100 | 100 |
| 95801 | REFUNDS & REIMBURSEMENTS | 250 | - | - | - | - | - |
| 95901 | GENERAL SUPPLIES | 1,732 | 1,535 | 300 | 150 | 150 | 150 |
| 96301 | LIABILITY INSURANCE | 11,310 | 8,010 | 11,000 | 1,200 | 1,200 | 1,200 |
| TOTAL MATERIALS & SERVICES | | 81,886 | 50,587 | 58,050 | 65,550 | 65,550 | 65,550 |
| ENDING BALANCE | | | | | | | |
| 99501 | CONTINGENCY | - | - | 28,421 | 25,496 | 25,496 | 25,496 |
| TOTAL ENDING BALANCE | | - | - | 28,421 | 25,496 | 25,496 | 25,496 |
| TOTAL EXPENDITURES | | 117,234 | 50,587 | 86,471 | 91,046 | 91,046 | 91,046 |

LINCOLN COUNTY, OREGON

FAIR FACILITIES FUND (607)

A COMMUNITY SERVICES PROGRAM

OBJECTIVE: To fund improvements to Fair facilities through transient room tax revenue designated for this purpose.

WORK PLAN SUMMARY: As determined by the County Commissioners with input from the Community and Fair Board.

REVENUE AND EXPENDITURE SUMMARY

| | Actual <u>2008-09</u> | Actual <u>2009-10</u> | Budgeted <u>2010-2011</u> | Proposed <u>2011-12</u> | Approved <u>2011-12</u> | Adopted <u>2011-12</u> |
|------------------------|--------------------------|--------------------------|------------------------------|----------------------------|----------------------------|---------------------------|
| Total Revenues | 284,429 | 435,871 | 606,175 | 786,368 | 786,368 | 786,368 |
| Materials and Services | 0 | 0 | 106,175 | 136,368 | 136,368 | 136,368 |
| Capital Outlay | 69,220 | 90,990 | 500,000 | 650,000 | 650,000 | 650,000 |
| Contingency | 0 | 344,881 | 0 | 0 | 0 | 0 |
| Contingency | 215,209 | 0 | 0 | 0 | 0 | 0 |
| Total Expenditures | 284,429 | 435,871 | 606,175 | 786,368 | 786,368 | 786,368 |

LINCOLN COUNTY, OREGON
ANNUAL BUDGET
FY 2011-12

FAIR FACILITIES FUND (607-850)

| OBJECT | 2008-09 | 2009-10 | 2010-11 | 2011-12 | 2011-12 | 2011-12 |
|----------------------|-----------------------------------|---------|---------|-----------------|-----------------|----------------|
| | ACTUAL | ACTUAL | BUDGET | PROPOSED BUDGET | APPROVED BUDGET | ADOPTED BUDGET |
| <u>REVENUE</u> | | | | | | |
| 31601 | MOTEL TAX | 249,271 | 251,517 | 270,000 | 257,000 | 257,000 |
| 36175 | INTEREST | 2,783 | 1,520 | 1,175 | 1,500 | 1,500 |
| 40000 | BEGINNING BALANCE | 32,375 | 182,834 | 335,000 | 527,868 | 527,868 |
| | TOTAL REVENUE | 284,429 | 435,871 | 606,175 | 786,368 | 786,368 |
| <u>EXPENDITURES</u> | | | | | | |
| MATERIALS & SERVICES | | | | | | |
| 93901 | CONTRACTUAL SERVICES | - | - | 106,175 | 136,368 | 136,368 |
| | TOTAL MATERIALS & SERVICES | - | - | 106,175 | 136,368 | 136,368 |
| CAPITAL OUTLAY | | | | | | |
| 97501 | STRUCTURES | 69,220 | 90,990 | 500,000 | 650,000 | 650,000 |
| | TOTAL CAPITAL OUTLAY | 69,220 | 90,990 | 500,000 | 650,000 | 650,000 |
| | TOTAL EXPENDITURES | 69,220 | 90,990 | 606,175 | 786,368 | 786,368 |
| | REVENUE OVER (UNDER) EXPENDITURES | 215,209 | 344,881 | - | - | - |

LINCOLN COUNTY, OREGON
CORNER PRESERVATION FUND (217)
A GENERAL GOVERNMENT PROGRAM

OBJECTIVE: Provide friendly, efficient, professional, land information and interpretation for the people of Lincoln County. Insure compliance with Oregon Revised Statutes Chapters 209 and 672, through review and policy development.

WORK PLAN SUMMARY: Maintain the rectangular survey system for the use and benefit of the public.

REVENUE AND EXPENDITURE SUMMARY

| | <u>Actual</u> <u>2008-09</u> | <u>Actual</u> <u>2009-10</u> | <u>Budgeted</u> <u>2010-2011</u> | <u>Proposed</u> <u>2011-12</u> | <u>Approved</u> <u>2011-12</u> | <u>Adopted</u> <u>2011-12</u> |
|--------------------------------|---------------------------------|---------------------------------|-------------------------------------|-----------------------------------|-----------------------------------|----------------------------------|
| Total Revenues | 476,108 | 330,552 | 399,171 | 283,399 | 283,399 | 283,399 |
| Personal Services | 213,460 | 145,213 | 172,924 | 140,347 | 140,347 | 140,347 |
| Materials and Services | 12,389 | 12,941 | 35,600 | 36,100 | 36,100 | 36,100 |
| Capital Outlay | 33,575 | 0 | 55,000 | 55,000 | 55,000 | 55,000 |
| Contingency | 0 | 172,398 | 135,647 | 51,952 | 51,952 | 51,952 |
| Unapprop/Ending Balance | 216,684 | 0 | 0 | 0 | 0 | 0 |
| Total Expenditures | 476,108 | 330,552 | 399,171 | 283,399 | 283,399 | 283,399 |
| Full-Time Positions | 2.25 | 2.00 | 2.00 | 2.00 | 2.00 | 2.00 |

EFFECTIVENESS INDICATORS: Compliance with Oregon Revised Statutes and Bureau of Land Management Manual of Survey Instructions. Meet department objectives. Feedback from Professional Land Surveyors, other agencies, and the public.

INTERRELATIONSHIPS: To respond to request by outside agencies and private citizens. Specific government agencies in which we interact are Bureau of Land Management, United States Forest Service, National Oceanic Atmosphere Administration, United States Geological Service, Oregon State Department of Forestry, Oregon Department of Transportation, and public utilities.

LINCOLN COUNTY, OREGON
ANNUAL BUDGET
FY 2011-12

| CORNER PRESERVATION FUND (217) PUBLIC LAND CORNER PRESERVATION (817) | | | | | | | | |
|---|-------|--------------------------|-------------------|-------------------|-------------------|-------------------------------|-------------------------------|------------------------------|
| OBJECT | # FTE | | 2008-09 ACTUAL | 2009-10 ACTUAL | 2010-11 BUDGET | 2011-12 PROPOSED BUDGET | 2011-12 APPROVED BUDGET | 2011-12 ADOPTED BUDGET |
| <u>REVENUE</u> | | | | | | | | |
| 32361 | | CORNER PRESERVATION FEES | 117,515 | 112,680 | 120,000 | 110,000 | 110,000 | 110,000 |
| 33301 | | STATE ORMAPS GRANT | - | - | 13,200 | - | - | - |
| 33990 | | ALL OTHER INTERGOVT | 6,534 | - | 8,500 | - | - | - |
| 36175 | | INTEREST EARNINGS | 6,124 | 1,190 | 2,000 | 1,000 | 1,000 | 1,000 |
| 40000 | | BEGINNING BALANCE | 345,935 | 216,683 | 255,471 | 172,399 | 172,399 | 172,399 |
| | | TOTAL REVENUE | 476,108 | 330,553 | 399,171 | 283,399 | 283,399 | 283,399 |
| <u>EXPENDITURES</u> | | | | | | | | |
| PERSONAL SERVICES | | | | | | | | |
| SALARIES | | | | | | | | |
| 90101 | 0.20 | COUNTY SURVEYOR | 15,474 | 14,929 | 15,242 | 16,186 | 16,186 | 16,186 |
| 90201 | 0.60 | DEPUTY COUNTY SURVEYOR | 39,806 | 38,577 | 27,429 | 30,590 | 30,590 | 30,590 |
| 90202 | 0.15 | ADMINISTRATIVE ASSISTANT | 5,669 | 5,405 | 6,162 | 6,474 | 6,474 | 6,474 |
| 90206 | - | CADASTRAL SURVEY | 75,517 | - | - | - | - | - |
| 90302 | 0.33 | GIS SURVEY TECH II | 16,687 | 16,175 | 18,135 | 17,954 | 17,954 | 17,954 |
| 90303 | - | ENGINEERING TECH I | - | - | 35,218 | - | - | - |
| 90401 | | TEMPORARY EMPLOYEES | 4,281 | 30,279 | 12,500 | 30,000 | 30,000 | 30,000 |
| 90501 | | OVERTIME | 96 | 157 | 3,000 | 3,000 | 3,000 | 3,000 |
| | 1.28 | TOTAL SALARIES | 157,530 | 105,522 | 117,686 | 104,204 | 104,204 | 104,204 |
| BENEFITS & BURDENS | | | | | | | | |
| 90801 | | FICA | 11,542 | 7,853 | 10,342 | 7,972 | 7,972 | 7,972 |
| 90802 | | 401(K) RETIREMENT | 16,847 | 8,277 | 8,553 | 4,797 | 4,797 | 4,797 |
| 90804 | | HEALTH INSURANCE | 20,722 | 16,296 | 28,412 | 15,980 | 15,980 | 15,980 |
| 90805 | | DENTAL INSURANCE | 2,278 | 1,783 | 2,412 | 2,022 | 2,022 | 2,022 |
| 90806 | | LIFE INSURANCE | 107 | 74 | 77 | 78 | 78 | 78 |
| 90807 | | LTD INSURANCE | 259 | 186 | 295 | 152 | 152 | 152 |
| 90808 | | WORKER'S COMPENSATION | 2,309 | 2,998 | 1,888 | 2,521 | 2,521 | 2,521 |
| 90809 | | UNEMPLOYMENT | 1,070 | 1,549 | 2,704 | 2,081 | 2,081 | 2,081 |
| 90810 | | PEHP | 796 | 675 | 555 | 540 | 540 | 540 |
| | | TOTAL BENEFITS & BURDENS | 55,930 | 39,691 | 55,238 | 36,143 | 36,143 | 36,143 |
| | | TOTAL PERSONAL SERVICES | 213,460 | 145,213 | 172,924 | 140,347 | 140,347 | 140,347 |
| MATERIALS & SERVICES | | | | | | | | |
| 91101 | | TRAVEL REIMBURSEMENT | 165 | 321 | 1,000 | 1,000 | 1,000 | 1,000 |
| 91201 | | MEALS & LODGING | 1,513 | 455 | 1,000 | 1,000 | 1,000 | 1,000 |
| 91501 | | POSTAGE | - | - | 500 | 500 | 500 | 500 |
| 91601 | | PRINTING & PUBLICATIONS | - | - | 500 | 500 | 500 | 500 |

LINCOLN COUNTY, OREGON
ANNUAL BUDGET
FY 2011-12

CORNER PRESERVATION FUND (217)
PUBLIC LAND CORNER PRESERVATION (817)

| OBJECT | # FTE | 2008-09 ACTUAL | 2009-10 ACTUAL | 2010-11 BUDGET | 2011-12 | 2011-12 | 2011-12 | |
|--------|-----------------------------------|-------------------|-------------------|-------------------|--------------------|--------------------|-------------------|--|
| | | | | | PROPOSED BUDGET | APPROVED BUDGET | ADOPTED BUDGET | |
| 92101 | EQUIPMENT REPAIR | 35 | 315 | 1,000 | 1,000 | 1,000 | 1,000 | |
| 92801 | PROFESSIONAL SERVICES | 280 | - | 8,000 | 8,000 | 8,000 | 8,000 | |
| 92802 | PROFESSIONAL CONFERENCE | 954 | 798 | 1,000 | 1,000 | 1,000 | 1,000 | |
| 92901 | MEMBERSHIP FEES & DUES | 440 | 221 | 600 | 600 | 600 | 600 | |
| 93301 | MAINTENANCE AGREEMENTS | 260 | - | - | - | - | - | |
| 93901 | CONTRACTUAL SERVICES | - | - | 5,000 | 5,000 | 5,000 | 5,000 | |
| 94101 | OFFICE SUPPLIES | 288 | 499 | 1,000 | 1,000 | 1,000 | 1,000 | |
| 94102 | FURN/EQUIP < \$10,000 | 1,209 | 539 | 3,500 | 3,500 | 3,500 | 3,500 | |
| 94103 | OPERATING SUPPLIES | 738 | 1,813 | 1,000 | 1,000 | 1,000 | 1,000 | |
| 94105 | OFFICE SOFTWARE | 300 | - | - | - | - | - | |
| 94701 | SMALL TOOLS | - | - | 1,000 | 1,000 | 1,000 | 1,000 | |
| 95201 | EDUCATION & LIBRARY | - | - | 500 | 500 | 500 | 500 | |
| 96301 | PROPERTY/LIABILITY INSUR | - | - | - | 400 | 400 | 400 | |
| 96302 | VEHICLE INSURANCE | - | - | - | 100 | 100 | 100 | |
| 96601 | RENTALS OF SPACE | 6,207 | 7,980 | 10,000 | 10,000 | 10,000 | 10,000 | |
| | TOTAL MATERIALS & SERVICES | 12,389 | 12,941 | 35,600 | 36,100 | 36,100 | 36,100 | |
| | CAPITAL OUTLAY | | | | | | | |
| 98201 | EQUIPMENT | 33,575 | - | 35,000 | 20,000 | 20,000 | 20,000 | |
| 98301 | MOTOR VEHICLES | - | - | 20,000 | 35,000 | 35,000 | 35,000 | |
| | TOTAL CAPITAL OUTLAY | 33,575 | - | 55,000 | 55,000 | 55,000 | 55,000 | |
| | ENDING BALANCE | | | | | | | |
| 99501 | CONTINGENCY | - | - | 135,647 | 51,952 | 51,952 | 51,952 | |
| | TOTAL ENDING BALANCES | - | - | 135,647 | 51,952 | 51,952 | 51,952 | |
| | TOTAL EXPENDITURES | 259,424 | 158,154 | 399,171 | 283,399 | 283,399 | 283,399 | |
| | REVENUE OVER (UNDER) EXPENDITURES | 216,684 | 172,399 | - | - | - | - | |

LINCOLN COUNTY, OREGON
COUNTY SCHOOL FUND (202)
A COMMUNITY SERVICES PROGRAM

OBJECTIVE: Maintain fund for statutory disbursements to school district.

WORK PLAN SUMMARY: Maintain accurate financial records, including accounting for interest earnings and disbursement of funds as required by law.

REVENUE AND EXPENDITURE SUMMARY

| | Actual <u>2008-09</u> | Actual <u>2009-10</u> | Budgeted <u>2010-2011</u> | Proposed <u>2011-12</u> | Approved <u>2011-12</u> | Adopted <u>2011-12</u> |
|------------------------|--------------------------|--------------------------|------------------------------|----------------------------|----------------------------|---------------------------|
| Total Revenues | 1,217,244 | 1,119,652 | 1,462,250 | 780,250 | 780,250 | 780,250 |
| Materials and Services | <u>1,217,256</u> | <u>1,119,652</u> | <u>1,462,250</u> | <u>780,250</u> | <u>780,250</u> | <u>780,250</u> |
| Total Expenditures | 1,217,256 | 1,119,652 | 1,462,250 | 780,250 | 780,250 | 780,250 |

EFFECTIVENESS INDICATORS: Funds accounted for and disbursed as required by law.

INTERRELATIONSHIPS: Distribution and receipt of funds is established by law and rules of the Oregon Department of Education.

LINCOLN COUNTY, OREGON
ANNUAL BUDGET
FY 2011-12

COUNTY SCHOOL FUND (202-802)

| OBJECT | 2008-09 | 2009-10 | 2010-11 | 2011-12 | 2011-12 | 2011-12 |
|--|-----------|-----------|-----------|-----------------|-----------------|----------------|
| | ACTUAL | ACTUAL | BUDGET | PROPOSED BUDGET | APPROVED BUDGET | ADOPTED BUDGET |
| <u>REVENUE</u> | | | | | | |
| 31310 ELECTRIC COOPERATIVE TAX | 31,803 | 33,507 | 33,500 | 28,000 | 28,000 | 28,000 |
| 33250 FEDERAL FORESTRY SALES | 1,013,452 | 911,631 | 1,200,000 | 392,000 | 392,000 | 392,000 |
| 33510 STATE FORESTRY SALES | 171,372 | 174,093 | 228,000 | 360,000 | 360,000 | 360,000 |
| 36175 INTEREST INCOME | 387 | 93 | 250 | 250 | 250 | 250 |
| 36990 ALL OTHER MISCELLANEOUS | 242 | 328 | 500 | - | - | - |
| TOTAL REVENUE | 1,217,256 | 1,119,652 | 1,462,250 | 780,250 | 780,250 | 780,250 |
| <u>EXPENDITURES</u> | | | | | | |
| MATERIALS & SERVICES | | | | | | |
| 95901 SCHOOL DISTRICT PASS THROUGH | 1,217,256 | 1,119,652 | 1,462,250 | 780,250 | 780,250 | 780,250 |
| TOTAL MATERIALS & SERVICES | 1,217,256 | 1,119,652 | 1,462,250 | 780,250 | 780,250 | 780,250 |
| TOTAL EXPENDITURES | 1,217,256 | 1,119,652 | 1,462,250 | 780,250 | 780,250 | 780,250 |
| <i>REVENUE OVER (UNDER) EXPENDITURES</i> | - | - | - | - | - | - |

LINCOLN COUNTY, OREGON

LAW LIBRARY FUND (205)

A PUBLIC SAFETY PROGRAM

OBJECTIVE: To maintain a working law library that meets the needs of the courts, local attorneys, and the general public.

WORK PLAN SUMMARY: Reduced funding is expected in the future. Keep the existing collection updated. Promote use of Westlaw, the on-line legal base, and actively seek computerization of database information in order to reduce the need for hard copy. Maintain coordination with other area libraries, especially the Newport Public Library and Library District.

REVENUE AND EXPENDITURE SUMMARY

| | Actual <u>2008-09</u> | Actual <u>2009-10</u> | Budgeted <u>2010-2011</u> | Proposed <u>2011-12</u> | Approved <u>2011-12</u> | Adopted <u>2011-12</u> |
|-------------------------|--------------------------|--------------------------|------------------------------|----------------------------|----------------------------|---------------------------|
| Total Revenues | 62,865 | 61,868 | 64,083 | 71,113 | 71,113 | 71,113 |
| Materials and Services | 55,115 | 32,383 | 64,083 | 57,413 | 57,413 | 57,413 |
| Unapprop/Ending Balance | 7,752 | 29,485 | 0 | 13,700 | 13,700 | 13,700 |
| Total Expenditures | 62,867 | 61,868 | 64,083 | 71,113 | 71,113 | 71,113 |

EFFECTIVENESS INDICATORS: Use of the library.

INTERRELATIONSHIPS: The Law Library provides services to the courts, Jail, District Attorney, members of the local bar, and the general public. Day to day administration is Legal Counsel's responsibility

LINCOLN COUNTY, OREGON
ANNUAL BUDGET
FY 2011-12

| LAW LIBRARY FUND (205-805) | | | | | | | |
|---|--------------|---------------|----------|----------|----------|----------|----------|
| OBJECT | 2008-09 | 2009-10 | 2010-11 | 2011-12 | 2011-12 | 2011-12 | |
| | ACTUAL | ACTUAL | BUDGET | PROPOSED | APPROVED | ADOPTED | |
| | | | | BUDGET | BUDGET | BUDGET | BUDGET |
| <u>REVENUE</u> | | | | | | | |
| 35220 STATE COURT FEES | 45,043 | 52,644 | 48,000 | 49,200 | 49,200 | 49,200 | 49,200 |
| 36175 INTEREST EARNINGS | 394 | 125 | 100 | 225 | 225 | 225 | 225 |
| 36990 ALL OTHER REVENUES | 2,423 | 1,348 | - | - | - | - | - |
| 40000 BEGINNING BALANCE | 15,005 | 7,752 | 15,983 | 21,688 | 21,688 | 21,688 | 21,688 |
| TOTAL REVENUE | 62,865 | 61,869 | 64,083 | 71,113 | 71,113 | 71,113 | 71,113 |
| <u>EXPENDITURES</u> | | | | | | | |
| MATERIALS & SERVICES | | | | | | | |
| 91401 TELEPHONE | 741 | 766 | 850 | 750 | 750 | 750 | 750 |
| 91501 POSTAGE | - | 33 | 50 | 150 | 150 | 150 | 150 |
| 92001 UTILITIES | 608 | 590 | 700 | 625 | 625 | 625 | 625 |
| 92101 EQUIPMENT REPAIR | 866 | - | 500 | - | - | - | - |
| 93901 CONTRACTUAL SERVICES | 16,267 | - | 7,000 | 9,000 | 9,000 | 9,000 | 9,000 |
| 93929 ONLINE COMPUTER | 10,996 | 10,534 | 12,000 | 12,500 | 12,500 | 12,500 | 12,500 |
| 94101 OFFICE SUPPLIES | 104 | 32 | 150 | 100 | 100 | 100 | 100 |
| 94102 FURNITURE & EQUIPMENT UN | - | - | 13,233 | - | - | - | - |
| 95201 EDUCATION & LIBRARY | 18,093 | 12,315 | 20,000 | 26,000 | 26,000 | 26,000 | 26,000 |
| 96301 PROPERTY/LIABILITY INSUR | - | 54 | 100 | 88 | 88 | 88 | 88 |
| 96601 RENTALS OF SPACE | 7,440 | 8,060 | 9,500 | 9,200 | 9,200 | 9,200 | 9,200 |
| TOTAL MATERIALS & SERVICES | 55,115 | 32,384 | 64,083 | 58,413 | 58,413 | 58,413 | 58,413 |
| ENDING BALANCE | | | | | | | |
| CONTINGENCY | - | - | - | 12,700 | 12,700 | 12,700 | 12,700 |
| TOTAL ENDING BALANCE | - | - | - | 12,700 | 12,700 | 12,700 | 12,700 |
| TOTAL EXPENDITURES | 55,115 | 32,384 | 64,083 | 71,113 | 71,113 | 71,113 | 71,113 |
| <i>REVENUE OVER (UNDER) EXPENDITURE</i> | <i>7,750</i> | <i>29,485</i> | <i>-</i> | <i>-</i> | <i>-</i> | <i>-</i> | <i>-</i> |

LINCOLN COUNTY, OREGON
COUNTY CLERK-RECORDS FUND (207)
A GENERAL GOVERNMENT PROGRAM

OBJECTIVE: To maintain and restore records recorded and/or filed in the office of the County Clerk. To acquire storage and retrieval systems which will keep these records safe, permanent, and accessible to other departments and to the general public.

WORK PLAN SUMMARY: Maintain and protect the official records in the custody of the County Clerk. To acquire storage and retrieval systems to make these records safer and more accessible to the public. To scan and microfilm all documents recorded by the County Clerk.

REVENUE AND EXPENDITURE SUMMARY

| | Actual <u>2008-09</u> | Actual <u>2009-10</u> | Budgeted <u>2010-2011</u> | Proposed <u>2011-12</u> | Approved <u>2011-12</u> | Adopted <u>2011-12</u> |
|--------------------------------|--------------------------|--------------------------|------------------------------|----------------------------|----------------------------|---------------------------|
| Total Revenues | 69,504 | 50,811 | 92,388 | 132,636 | 132,636 | 132,636 |
| Total Personal Services | 35,475 | 0 | 8,793 | 17,586 | 17,586 | 17,586 |
| Materials and Services | 13,077 | 185 | 83,595 | 115,050 | 115,050 | 115,050 |
| Capital Outlay | 15,000 | 0 | 0 | 0 | 0 | 0 |
| Unapprop/Ending Balance | 5,952 | 50,626 | 0 | 0 | 0 | 0 |
| Total Expenditures | 69,504 | 50,811 | 92,388 | 132,636 | 132,636 | 132,636 |
| Full-Time Positions | 1.00 | 0.00 | 0.00 | 0.00 | 0.00 | 0.00 |

EFFECTIVENESS INDICATORS: Efficient access to records by users. The safe, long-term storage of permanent records.

INTERRELATIONSHIPS: The records in the custody of the County Clerk are used by the Assessor, the Tax Collector, Public Works, and the County Counsel's Office. Title companies, state agencies, and the general public also use these records.

BUDGET NOTE: Revenue reduction due to decline in number of recordings.

LINCOLN COUNTY, OREGON
ANNUAL BUDGET
FY 2011-12

| CLERK'S RECORDS FUND (207-807) | | | | | | | |
|--------------------------------|----------------------------------|---------|---------|---------|-----------------|-----------------|----------------|
| OBJECT | | 2008-09 | 2009-10 | 2010-11 | 2011-12 | 2011-12 | 2011-12 |
| | | ACTUAL | ACTUAL | BUDGET | PROPOSED BUDGET | APPROVED BUDGET | ADOPTED BUDGET |
| <u>REVENUE</u> | | | | | | | |
| 32760 | RECORDING FEES | 43,757 | 44,692 | 46,000 | 46,000 | 46,000 | 46,000 |
| 36175 | INTEREST EARNINGS | 180 | 166 | 100 | 300 | 300 | 300 |
| 40000 | BEGINNING BALANCE | 25,567 | 5,953 | 46,288 | 86,336 | 86,336 | 86,336 |
| | TOTAL REVENUE | 69,504 | 50,811 | 92,388 | 132,636 | 132,636 | 132,636 |
| <u>EXPENDITURES</u> | | | | | | | |
| PERSONAL SERVICES | | | | | | | |
| SALARIES | | | | | | | |
| 90301 | SENIOR DEPUTY CLERK | 23,117 | - | - | - | - | - |
| 90401 | TEMPORARY EMPLOYEES | - | - | 8,000 | 16,000 | 16,000 | 16,000 |
| | TOTAL SALARIES | 23,117 | - | 8,000 | 16,000 | 16,000 | 16,000 |
| BENEFITS & BURDENS | | | | | | | |
| 90801 | FICA | 1,713 | - | 613 | 1,226 | 1,226 | 1,226 |
| 90802 | 401(K) RETIREMENT | 2,540 | - | - | - | - | - |
| 90804 | HEALTH INSURANCE | 6,633 | - | - | - | - | - |
| 90805 | DENTAL INSURANCE | 723 | - | - | - | - | - |
| 90806 | LIFE INSURANCE | 34 | - | - | - | - | - |
| 90807 | LTD INSURANCE | 82 | - | - | - | - | - |
| 90808 | WORKER'S COMP. | 378 | - | 20 | 40 | 40 | 40 |
| 90809 | UNEMPLOYMENT | 255 | - | 160 | 320 | 320 | 320 |
| | TOTAL BENEFITS & BURDENS | 12,358 | - | 793 | 1,586 | 1,586 | 1,586 |
| | TOTAL PERSONAL SERVICES | 35,475 | - | 8,793 | 17,586 | 17,586 | 17,586 |
| MATERIALS & SERVICES | | | | | | | |
| 91101 | TRAVEL REIMBURSEMENT | - | - | 500 | 1,000 | 1,000 | 1,000 |
| 91201 | MEALS & LODGING | - | - | 500 | 1,000 | 1,000 | 1,000 |
| 93901 | CONTRACTUAL SERVICES | 5,000 | - | 7,695 | 9,550 | 9,550 | 9,550 |
| 94101 | OFFICE SUPPLIES | 2,827 | 185 | 71,900 | 99,500 | 99,500 | 99,500 |
| 94105 | OFFICE SOFTWARE | 5,250 | - | 3,000 | 4,000 | 4,000 | 4,000 |
| | TOTAL MATERIALS & SERVICES | 13,077 | 185 | 83,595 | 115,050 | 115,050 | 115,050 |
| CAPITAL OUTLAY | | | | | | | |
| 98201 | OFFICE EQUIPMENT | 15,000 | - | - | - | - | - |
| | TOTAL CAPITAL OUTLAY | 15,000 | - | - | - | - | - |
| | TOTAL EXPENDITURES | 63,552 | 185 | 92,388 | 132,636 | 132,636 | 132,636 |
| | REVENUE OVER (UNDER) EXPENDITURE | 5,952 | 50,626 | - | - | - | - |

LINCOLN COUNTY, OREGON

TITLE III SAFETY NET FUND (213)

A COMMUNITY SERVICES PROGRAM

OBJECTIVE: To comply with the requirements of Public Law 106-393, “The Secure Rural Schools and Community Self-Determination Act of 2000” (the Act), Title III “County Projects” requires the establishment of a fund to account for the use of “safety-net” funds for authorized projects under law. The reauthorization of the Act by Public Law 110-343 significantly narrows the eligible expenditures. Funds obligated under PL 106-393 are accounted for in one department. The restricted funds will be accounted for in a separate department.

WORK PLAN SUMMARY: Provide for eligible project funding in accordance with the Act. Act authorizes funds in six established project categories.

REVENUE AND EXPENDITURE SUMMARY

| | <u>Actual</u> <u>2008-09</u> | <u>Actual</u> <u>2009-10</u> | <u>Budgeted</u> <u>2010-2011</u> | <u>Proposed</u> <u>2011-12</u> | <u>Approved</u> <u>2011-12</u> | <u>Adopted</u> <u>2011-12</u> |
|--------------------------------|---------------------------------|---------------------------------|-------------------------------------|-----------------------------------|-----------------------------------|----------------------------------|
| Total Revenues | 2,440,303 | 2,483,441 | 2,381,547 | 2,214,701 | 2,214,701 | 2,214,701 |
| Materials and Services | 108,932 | 247,921 | 1,138,999 | 1,154,349 | 1,154,349 | 1,154,349 |
| Capital Outlay | 0 | 2,235,521 | 1,242,548 | 1,060,352 | 1,060,352 | 1,060,352 |
| Unapprop/Ending Balance | <u>2,331,371</u> | <u>0</u> | <u>0</u> | <u>0</u> | <u>0</u> | <u>0</u> |
| Total Expenditures | 2,440,303 | 2,483,442 | 2,381,547 | 2,214,701 | 2,214,701 | 2,214,701 |

EFFECTIVENESS INDICATORS: Compliance with Act requirements for authorized expenditures.

INTERRELATIONSHIPS: Some eligible projects will be accomplished through county departments; others may be partnered with educational groups, public and private entities, and non-profits.

LINCOLN COUNTY, OREGON
ANNUAL BUDGET
FY 2011-12

| TITLE III/SAFETY NET FUND (213) | | | | | | | |
|---------------------------------|--|-------------------|-------------------|-------------------|-------------------------------|-------------------------------|------------------------------|
| SUMMARY | | | | | | | |
| DEPT | | 2008-09 ACTUAL | 2009-10 ACTUAL | 2010-11 BUDGET | 2011-12 PROPOSED BUDGET | 2011-12 APPROVED BUDGET | 2011-12 ADOPTED BUDGET |
| 813 | TITLE III/SAFETY NET | 108,932 | 247,920 | 2,381,547 | 2,214,701 | 2,214,701 | 2,214,701 |
| 814 | 2008 REAUTHORIZATION | - | - | 396,999 | 412,349 | 412,349 | 412,349 |
| | TOTAL TITLE III FUND EXPENDITURES | 108,932 | 247,920 | 2,778,546 | 2,627,050 | 2,627,050 | 2,627,050 |
| | <u>TITLE III FUND BY CATEGORY</u> | | | | | | |
| | TOTAL REVENUE | 2,440,303 | 2,483,442 | 2,381,547 | 2,214,701 | 2,214,701 | 2,214,701 |
| | EXPENDITURES: | | | | | | |
| | MATERIALS & SERVICES | 108,932 | 247,920 | 1,138,999 | 1,154,349 | 1,154,349 | 1,154,349 |
| | CAPITAL OUTLAY | - | - | 1,242,548 | 1,060,352 | 1,060,352 | 1,060,352 |
| | TOTAL APPROPRIATIONS | 108,932 | 247,920 | 2,381,547 | 2,214,701 | 2,214,701 | 2,214,701 |
| | ENDING BALANCE | 2,331,371 | 2,235,522 | - | - | - | - |

LINCOLN COUNTY, OREGON
ANNUAL BUDGET
FY 2011-12

| TITLE III/SAFETY NET FUND (213) | | | | | | |
|---------------------------------|----------------------------|-----------|-----------|-----------|-----------|-----------|
| TITLE III/SAFETY NET (813) | | | | | | |
| OBJECT | 2008-09 | 2009-10 | 2010-11 | 2011-12 | 2011-12 | 2011-12 |
| | ACTUAL | ACTUAL | BUDGET | PROPOSED | APPROVED | ADOPTED |
| | | | | BUDGET | BUDGET | BUDGET |
| <u>REVENUE</u> | | | | | | |
| 33250 | FEDERAL FOREST FUNDS GRANT | 143,076 | 128,701 | - | - | - |
| 33610 | O & C LAND GRANT | 11,284 | 10,156 | - | - | - |
| 36175 | INTEREST | 44,991 | 13,214 | 15,000 | 9,500 | 9,500 |
| 40000 | BEGINNING BALANCE | 2,240,952 | 2,331,371 | 1,969,548 | 1,792,852 | 1,792,852 |
| | TOTAL REVENUE | 2,440,303 | 2,483,442 | 1,984,548 | 1,802,352 | 1,802,352 |
| <u>EXPENDITURES</u> | | | | | | |
| MATERIALS & SERVICES | | | | | | |
| 92801 | CONTRACTUAL SERVICE | 108,577 | 247,738 | 750,000 | 750,000 | 750,000 |
| 94101 | OFFICE SUPPLIES | - | - | 500 | 500 | 500 |
| 94103 | OPERATING SUPPLIES | 355 | - | 1,500 | 1,500 | 1,500 |
| 94602 | UNIFORMS | - | 182 | - | - | - |
| | TOTAL MATERIALS & SERVICES | 108,932 | 247,920 | 752,000 | 752,000 | 752,000 |
| CAPITAL OUTLAY | | | | | | |
| 98202 | CAPITAL PROJECTS | - | - | 1,232,548 | 1,050,352 | 1,050,352 |
| | TOTAL CAPITAL OUTLAY | - | - | 1,232,548 | 1,050,352 | 1,050,352 |
| | TOTAL EXPENDITURES | 108,932 | 247,920 | 1,984,548 | 1,802,352 | 1,802,352 |

LINCOLN COUNTY, OREGON
ANNUAL BUDGET
FY 2011-12

| TITLE III/SAFETY NET FUND (213) 2008 REAUTHORIZATION (814) | | | | | | |
|---|-------------------|-------------------|-------------------|-------------------------------|-------------------------------|------------------------------|
| OBJECT | 2008-09 ACTUAL | 2009-10 ACTUAL | 2010-11 BUDGET | 2011-12 PROPOSED BUDGET | 2011-12 APPROVED BUDGET | 2011-12 ADOPTED BUDGET |
| <u>REVENUE</u> | | | | | | |
| 33250 FEDERAL FOREST FUNDS GRANT | - | - | 64,000 | - | - | - |
| 33610 O & C LAND GRANT | - | - | 5,075 | - | - | - |
| 36175 INTEREST | - | - | 1,000 | 1,000 | 1,000 | 1,000 |
| 40000 BEGINNING BALANCE | - | - | 326,924 | 411,349 | 411,349 | 411,349 |
| TOTAL REVENUE | - | - | 396,999 | 412,349 | 412,349 | 412,349 |
| <u>EXPENDITURES</u> | | | | | | |
| MATERIALS & SERVICES | | | | | | |
| 92801 CONTRACTUAL SERVICES | - | - | 384,999 | 400,349 | 400,349 | 400,349 |
| 94101 OFFICE SUPPLIES | - | - | 500 | 500 | 500 | 500 |
| 94103 OPERATING SUPPLIES | - | - | 1,500 | 1,500 | 1,500 | 1,500 |
| TOTAL MATERIALS & SERVICES | - | - | 386,999 | 402,349 | 402,349 | 402,349 |
| CAPITAL OUTLAY | | | | | | |
| 98202 CAPITAL PROJECTS | - | - | 10,000 | 10,000 | 10,000 | 10,000 |
| TOTAL CAPITAL OUTLAY | - | - | 10,000 | 10,000 | 10,000 | 10,000 |
| TOTAL EXPENDITURES | - | - | 396,999 | 412,349 | 412,349 | 412,349 |

LINCOLN COUNTY, OREGON

SELF INSURANCE FUND (215)

A GENERAL GOVERNMENT PROGRAM

OBJECTIVE: To provide insurance reserves and available appropriations for deductibles, non-covered claims, and self-insured activities outside of insurance coverage (including but not limited to retrospective workers compensation, unemployment, property, fire, auto and liability insurance) purchased by the County. To provide a proactive and on-going risk management and safety services, facilities and equipment for all county departments. To provide for expenses in administering the County retirement plans.

WORK PLAN SUMMARY: Provide for administration, processing and coverage of potential claims and expenses, and proactively address related issues, facilities improvements, equipment purchases; administration of County Retirement Plans, worker's comp, and other insurances and self-insurances.

REVENUE AND EXPENDITURE SUMMARY

| | <u>Actual</u> <u>2008-09</u> | <u>Actual</u> <u>2009-10</u> | <u>Budgeted</u> <u>2010-2011</u> | <u>Proposed</u> <u>2011-12</u> | <u>Approved</u> <u>2011-12</u> | <u>Adopted</u> <u>2011-12</u> |
|--------------------------------|---------------------------------|---------------------------------|-------------------------------------|-----------------------------------|-----------------------------------|----------------------------------|
| Total Revenues | 1,915,477 | 2,066,720 | 1,941,018 | 1,867,500 | 1,867,500 | 1,867,500 |
| Personal Services | 760,530 | 1,084,298 | 958,962 | 150,000 | 150,000 | 150,000 |
| Materials and Services | 114,838 | 168,912 | 459,025 | 891,750 | 891,750 | 898,750 |
| Capital Outlay | 12,500 | 30,037 | 100,000 | 100,000 | 100,000 | 100,000 |
| Contingency | 0 | 783,473 | 423,031 | 725,750 | 725,750 | 718,750 |
| Unapprop/Ending Balance | 1,027,609 | 0 | 0 | 0 | 0 | 0 |
| Total Expenditures | 1,915,477 | 2,066,720 | 1,941,018 | 1,867,500 | 1,867,500 | 1,867,500 |
| Full-Time Positions | 1.00 | 0.50 | 0.00 | 0.00 | 0.00 | 0.00 |

EFFECTIVENESS INDICATORS: Self-insurance expenditures well below cost of private sector insurance. Continued reduced claims costs for workers' compensation. IRS compliance for retirement plans. Cost effective claims operations. Pre-loss expenditures reducing claims. Review by Finance and Accounting, Legal Counsel and effected departments.

INTERRELATIONSHIPS: Finance and Accounting, Legal Counsel (including Safety and Risk Management) and Motor Pool reviews claims and expenditures and work with departments to reduce costs, exposures for losses, and claims numbers. Work with all departments on self-insurance and safety issues. Work with agents of record, claims adjusters, and insurance defense attorneys to settle claims. Work with consultants and

retirement plan attorneys to insure compliance with laws relating to various retirement plans.

LINCOLN COUNTY, OREGON
ANNUAL BUDGET
FY 2011-12

| INSURANCE OPERATIONS FUND (215) | | | | | | | |
|---------------------------------|----------------------------|-------------------|-------------------|-------------------------------|-------------------------------|------------------------------|-----------|
| SELF INSURANCE (815) | | | | | | | |
| OBJECT | 2008-09 ACTUAL | 2009-10 ACTUAL | 2010-11 BUDGET | 2011-12 PROPOSED BUDGET | 2011-12 APPROVED BUDGET | 2011-12 ADOPTED BUDGET | |
| <u>REVENUE</u> | | | | | | | |
| 34250 | EMPLOYEE INSURANCE CHARGES | - | - | 100,000 | - | - | - |
| 34260 | WORKER'S COMP CHARGES | 613,591 | 731,810 | 365,000 | 700,000 | 700,000 | 700,000 |
| 34270 | UNEMPLOYMENT CHARGES | 258,232 | 215,979 | 500,000 | 440,000 | 440,000 | 440,000 |
| 36175 | INTEREST EARNINGS | 19,944 | 4,288 | 5,000 | - | - | - |
| 36650 | REFUNDS & REIMBURSEMENTS | - | 73,767 | 3,500 | - | - | - |
| 36920 | INSURANCE RECOVERY | 70 | 900 | - | - | - | - |
| 36990 | ALL OTHER MISCELLANEOUS | 22,217 | 12,364 | 10,000 | - | - | - |
| 40000 | BEGINNING BALANCE | 1,001,423 | 1,027,612 | 957,518 | 727,500 | 727,500 | 727,500 |
| | TOTAL REVENUE | 1,915,477 | 2,066,720 | 1,941,018 | 1,867,500 | 1,867,500 | 1,867,500 |
| <u>EXPENDITURES</u> | | | | | | | |
| PERSONAL SERVICES | | | | | | | |
| SALARIES | | | | | | | |
| 90205 | WELLNESS COORDINATOR | 31,358 | - | - | - | - | - |
| 90210 | SAFETY SPECIALIST | 58,509 | 38,847 | - | - | - | - |
| 90299 | OTHER EMPLOYEE PAYMENTS | - | - | - | 124,120 | 124,120 | 124,120 |
| 90401 | TEMPORARY EMPLOYEES | 165,638 | 115,933 | - | - | - | - |
| | TOTAL SALARIES | 255,505 | 154,780 | - | 124,120 | 124,120 | 124,120 |
| BENEFITS & BURDENS | | | | | | | |
| 90801 | FICA | 19,192 | 7,992 | - | 9,495 | 9,495 | 9,495 |
| 90802 | 401(K) RETIREMENT | 21,754 | 14,775 | - | 13,653 | 13,653 | 13,653 |
| 90803 | RETIREMENT / PERS | 110 | - | - | - | - | - |
| 90804 | HEALTH INSURANCE | 32,331 | 81,486 | 152,878 | - | - | - |
| 90805 | DENTAL INSURANCE | 18,071 | 6,540 | 18,009 | - | - | - |
| 90806 | LIFE INSURANCE | 107 | 53 | - | - | - | - |
| 90807 | LTD INSURANCE | 273 | 145 | - | - | - | - |
| 90808 | WORKER'S COMPENSATION | 191,671 | 414,477 | 335,000 | 250 | 250 | 250 |
| 90809 | UNEMPLOYMENT | 221,011 | 403,863 | 453,075 | 2,482 | 2,482 | 2,482 |
| 90810 | PEHP | 457 | 188 | - | - | - | - |
| 90811 | DEFERRED COMPENSATION | 48 | - | - | - | - | - |
| | TOTAL BENEFITS & BURDENS | 505,025 | 929,519 | 958,962 | 25,880 | 25,880 | 25,880 |
| | TOTAL PERSONAL SERVICES | 760,530 | 1,084,299 | 958,962 | 150,000 | 150,000 | 150,000 |
| MATERIALS & SERVICES | | | | | | | |
| 91101 | TRAVEL REIMBURSEMENT | 449 | 358 | 1,000 | 1,000 | 1,000 | 1,000 |
| 91102 | MOTOR POOL | - | - | 200 | - | - | - |
| 91201 | MEALS & LODGING | 597 | 321 | 750 | 750 | 750 | 750 |
| 91401 | TELEPHONE | 637 | 578 | 800 | - | - | - |
| 91501 | POSTAGE | 28 | 19 | 150 | - | - | - |
| 91601 | PRINTING & PUBLICATIONS | - | - | 500 | - | - | - |
| 92801 | PROFESSIONAL SERVICES | - | 21,258 | 30,000 | 22,500 | 22,500 | 29,500 |

LINCOLN COUNTY, OREGON
ANNUAL BUDGET
FY 2011-12

INSURANCE OPERATIONS FUND (215)
SELF INSURANCE (815)

| OBJECT | 2008-09 ACTUAL | 2009-10 ACTUAL | 2010-11 BUDGET | 2011-12 PROPOSED BUDGET | 2011-12 APPROVED BUDGET | 2011-12 ADOPTED BUDGET |
|------------------------------------|-------------------|-------------------|-------------------|-------------------------------|-------------------------------|------------------------------|
| 92802 PROFESSIONAL CONFERENCE | 1,105 | 725 | 2,000 | 2,000 | 2,000 | 2,000 |
| 92901 MEMBERSHIP FEES & DUES | 2,505 | 2,345 | 2,000 | 2,500 | 2,500 | 2,500 |
| 93701 ACCIDENT REPAIRS | 5,494 | 4,558 | 25,000 | 15,000 | 15,000 | 15,000 |
| 93901 CONTRACTUAL SERVICES | 72,862 | 64,666 | 153,625 | 75,000 | 75,000 | 75,000 |
| 93903 UNEMPLOYMENT PAYMENTS | - | - | - | 370,000 | 370,000 | 370,000 |
| 93904 WORKERS COMP PAYMENTS | - | - | - | 200,000 | 200,000 | 200,000 |
| 94101 OFFICE SUPPLIES | 186 | 4,973 | 1,000 | - | - | - |
| 94102 FURN/EQUIP < \$10,000 | - | 2,373 | 8,500 | 25,000 | 25,000 | 25,000 |
| 94201 PRINT SHOP | 164 | 804 | 3,000 | - | - | - |
| 95201 EDUCATION & LIBRARY | - | - | 1,000 | - | - | - |
| 95202 CONTINUING EDUCATION | - | - | 1,000 | - | - | - |
| 95203 EMPLOYEE TRAINING | - | 697 | 1,000 | - | - | - |
| 95901 ADA WORKPLACE SOLUTIONS | 880 | - | 30,000 | 20,000 | 20,000 | 20,000 |
| 95902 SAFETY COMMITTEE | 3,250 | 1,681 | 7,500 | 5,500 | 5,500 | 5,500 |
| 95903 OTHER SUPPLIES | 15,180 | 19,331 | - | 25,000 | 25,000 | 25,000 |
| 95904 WORKPLACE SOLUTIONS | 9,751 | 11,023 | 15,000 | 1,000 | 1,000 | 1,000 |
| 95905 INSURANCE DEDUCTIBLES | 1,750 | 33,203 | 175,000 | 125,000 | 125,000 | 125,000 |
| 96301 PROPERTY/LIABILITY INSURANCE | - | - | - | 1,500 | 1,500 | 1,500 |
| TOTAL MATERIALS & SERVICES | 114,838 | 168,913 | 459,025 | 891,750 | 891,750 | 898,750 |
| CAPITAL OUTLAY | | | | | | |
| 97501 STRUCTURES & IMPROVEMENT | 12,500 | 30,037 | 100,000 | 100,000 | 100,000 | 100,000 |
| TOTAL CAPITAL OUTLAY | 12,500 | 30,037 | 100,000 | 100,000 | 100,000 | 100,000 |
| ENDING BALANCE | | | | | | |
| 99501 CONTINGENCY | - | - | 423,031 | 725,750 | 725,750 | 718,750 |
| TOTAL ENDING BALANCES | - | - | 423,031 | 725,750 | 725,750 | 718,750 |
| TOTAL EXPENDITURES | 887,868 | 1,283,249 | 1,941,018 | 1,867,500 | 1,867,500 | 1,867,500 |
| REVENUE OVER (UNDER) EXPENDITURE | 1,027,609 | 783,471 | - | - | - | - |

LINCOLN COUNTY, OREGON

AGATE BEACH DISPOSAL SITE CLOSURE (603)

A COMMUNITY SERVICES PROGRAM

OBJECTIVE: To fund Lincoln County's share of the post-closure obligations at the closed Agate Beach Landfill through the projected 30-year closure permit period.

WORK PLAN SUMMARY: Through the intergovernmental agreement forming the Lincoln County Consortium for Solid Waste Management (Solid Waste Consortium), the county participated in operating, closing and now post-closure operation and monitoring of the Agate Beach Landfill. A surcharge on waste disposal funds these obligations, which under an Oregon Department of Environment Quality (DEQ) permit are expected to last for 30 years from the date of closure in 1997. Includes charges for services related to obligations.

REVENUE AND EXPENDITURE SUMMARY

| | Actual <u>2008-09</u> | Actual <u>2009-10</u> | Budgeted <u>2010-2011</u> | Proposed <u>2011-12</u> | Approved <u>2011-12</u> | Adopted <u>2011-12</u> |
|--------------------------------|--------------------------|--------------------------|------------------------------|----------------------------|----------------------------|---------------------------|
| Total Revenues | 784,824 | 766,305 | 759,000 | 736,313 | 736,313 | 736,313 |
| Materials and Services | 29,056 | 28,391 | 704,000 | 681,313 | 681,313 | 681,313 |
| Capital Outlay | 0 | 0 | 5,000 | 5,000 | 5,000 | 5,000 |
| Contingency | 0 | 0 | 50,000 | 50,000 | 50,000 | 50,000 |
| Unapprop/Ending Balance | 755,768 | 737,914 | 0 | 0 | 0 | 0 |
| Total Expenditures | 784,824 | 766,305 | 759,000 | 736,313 | 736,313 | 736,313 |

EFFECTIVENESS INDICATORS: Post-closure operational and monitoring activities in compliance with the DEQ closure permit.

INTERRELATIONSHIPS: Solid Waste Consortium which consists of: Lincoln County and the Cities of Depoe Bay, Lincoln City, Newport, Siletz and Toledo; Oregon DEQ; County Solid Waste Administrator and Lincoln County Solid Waste Disposal District.

LINCOLN COUNTY, OREGON
ANNUAL BUDGET
FY 2011-12

AGATE BEACH DISPOSAL SITE CLOSURE FUND (603-530)

| OBJECT | 2008-09 | 2009-10 | 2010-11 | 2011-12 | 2011-12 | 2011-12 |
|--|---------|---------|---------|-----------------|-----------------|----------------|
| | ACTUAL | ACTUAL | BUDGET | PROPOSED BUDGET | APPROVED BUDGET | ADOPTED BUDGET |
| <u>REVENUE</u> | | | | | | |
| 32765 SURCHARGE | 6,590 | 6,218 | 4,000 | 6,250 | 6,250 | 6,250 |
| 36175 INTEREST ON INVESTMENTS | 15,269 | 4,319 | 5,000 | 3,750 | 3,750 | 3,750 |
| 40000 BEGINNING BALANCE | 762,965 | 755,769 | 750,000 | 726,313 | 726,313 | 726,313 |
| TOTAL REVENUE | 784,824 | 766,306 | 759,000 | 736,313 | 736,313 | 736,313 |
| <u>EXPENDITURES</u> | | | | | | |
| MATERIALS & SERVICES | | | | | | |
| 93901 CONTRACTUAL SERVICES | 29,056 | 28,391 | 704,000 | 681,313 | 681,313 | 681,313 |
| TOTAL MATERIALS & SERVICES | 29,056 | 28,391 | 704,000 | 681,313 | 681,313 | 681,313 |
| CAPITAL OUTLAY | | | | | | |
| 98202 POST CLOSURE PROJECTS | - | - | 5,000 | 5,000 | 5,000 | 5,000 |
| TOTAL CAPITAL OUTLAY | - | - | 5,000 | 5,000 | 5,000 | 5,000 |
| ENDING BALANCE | | | | | | |
| 99501 CONTINGENCY | - | - | 50,000 | 50,000 | 50,000 | 50,000 |
| TOTAL ENDING BALANCE | - | - | 50,000 | 50,000 | 50,000 | 50,000 |
| TOTAL EXPENDITURES | 29,056 | 28,391 | 759,000 | 736,313 | 736,313 | 736,313 |
| <i>REVENUE OVER (UNDER) EXPENDITURES</i> | 755,768 | 737,915 | - | - | - | - |

LINCOLN COUNTY, OREGON
ANIMAL SERVICES FUND (212)
A PUBLIC SAFETY PROGRAM

OBJECTIVES: To provide a safe haven for abandoned, lost, and surrendered animals in Lincoln County; provide education to the public on animal welfare issues; establish and sustain modern, progressive animal sheltering and adoption programs, and prevent euthanasia of adoptable animals. Further, to expand the animal shelter's reach in its provision and enrichment of the citizens of Lincoln County by coordinating with Animal Control on the enforcement of humane intervention policies and Oregon's animal anti-cruelty laws.

WORK PLAN SUMMARY: This fund is required by law to account for the revenues obtained from the sale of dog licenses and fines imposed for violations of O.R.S. 433.340 to 433.385 and O.R.S. 609.040 to 609.110. These funds are used to support Animal Shelter operations. Please refer to your Sheriff's Office website at www.lincolncountysheriff.net/shelter.index.html for a list of programs and services available at Lincoln County Animal Shelter.

REVENUE AND EXPENDITURE SUMMARY

| | <u>Actual</u> <u>2008-09</u> | <u>Actual</u> <u>2009-10</u> | <u>Budgeted</u> <u>2010-2011</u> | <u>Proposed</u> <u>2011-12</u> | <u>Approved</u> <u>2011-12</u> | <u>Adopted</u> <u>2011-12</u> |
|--------------------------------|---------------------------------|---------------------------------|-------------------------------------|-----------------------------------|-----------------------------------|----------------------------------|
| Total Revenues | 479,811 | 450,072 | 769,878 | 928,005 | 928,005 | 928,005 |
| Personal Services | 322,666 | 281,525 | 536,556 | 572,427 | 572,427 | 572,427 |
| Materials and Services | 43,290 | 138,553 | 222,950 | 174,108 | 174,108 | 174,108 |
| Capital Outlay | 0 | 0 | 0 | 20,000 | 20,000 | 20,000 |
| Contingency | 0 | 24,286 | 10,372 | 158,112 | 158,112 | 158,112 |
| Unapprop/Ending Balance | 113,855 | 5,708 | 0 | 3,358 | 3,358 | 3,358 |
| Total Expenditures | 479,811 | 450,072 | 769,878 | 928,005 | 928,005 | 928,005 |
| Full-Time Positions | 5.40 | 5.00 | 8.00 | 8.00 | 8.00 | 8.00 |

EFFECTIVENESS INDICATORS: We will know we're successful in this area when all of the Core Objectives identified in our Strategic Plan are true statements. To review our Strategic Plan, please refer to your Sheriff's Office website at http://www.lincolncountysheriff.net/strategic_plan.pdf

INTERRELATIONSHIPS: The cities, towns and unincorporated areas of Lincoln County, Central Coast Humane Society, Friends of the Lincoln County Animal Shelter, local veterinarians, and Animal Services.

LINCOLN COUNTY, OREGON
ANNUAL BUDGET
FY 2011-12

| ANIMAL SERVICES FUND SUMMARY | | | 2008-09 | 2009-10 | 2010-11 | 2011-12 | 2011-12 | 2011-12 |
|--|-------------|-----------------------------------|----------------|----------------|----------------|-----------------|-----------------|----------------|
| DEPT | # FTE* | | ACTUAL | ACTUAL | BUDGET | PROPOSED BUDGET | APPROVED BUDGET | ADOPTED BUDGET |
| 213 | 3.00 | ANIMAL CONTROL | - | - | 228,375 | 242,069 | 242,069 | 242,069 |
| 812 | 5.00 | ANIMAL SHELTER | 365,956 | 420,081 | 531,131 | 524,466 | 524,466 | 524,466 |
| 812 | - | CONTINGENCY | - | - | 10,372 | 158,112 | 158,112 | 158,112 |
| 812 | - | RESERVE FOR COMPENSATED ABSENCES | - | - | - | 3,358 | 3,358 | 3,358 |
| | 8.00 | TOTAL ANIMAL SERVICES FUND | 365,956 | 420,081 | 769,878 | 928,005 | 928,005 | 928,005 |
| <u>ANIMAL SERVICES FUND BY CATEGORY</u> | | | | | | | | |
| | | TOTAL REVENUE | 479,811 | 450,073 | 769,878 | 928,005 | 928,005 | 928,005 |
| | | EXPENDITURES: | | | | | | |
| | | PERSONAL SERVICES | 325,641 | 283,775 | 541,356 | 572,427 | 572,427 | 572,427 |
| | | MATERIALS & SERVICES | 40,315 | 136,306 | 218,150 | 174,108 | 174,108 | 174,108 |
| | | CAPITAL OUTLAY | - | - | - | 20,000 | 20,000 | 20,000 |
| | | CONTINGENCY | - | - | 10,372 | 158,112 | 158,112 | 158,112 |
| | | RESERVE FOR COMPENSATED ABSENCES | - | - | - | 3,358 | 3,358 | 3,358 |
| | | TOTAL APPROPRIATIONS | 365,956 | 420,081 | 769,878 | 928,005 | 928,005 | 928,005 |
| | | ENDING BALANCE | 113,855 | 29,992 | - | - | - | - |

*Does not include "Temporary Employees"

LINCOLN COUNTY, OREGON
ANNUAL BUDGET
FY 2011-12

| | | ANIMAL SERVICES FUND (212) ANIMAL CONTROL (213) | | | | | |
|----------------------|-------|--|-------------------|-------------------|-------------------------------|-------------------------------|------------------------------|
| OBJECT | # FTE | 2008-09 ACTUAL | 2009-10 ACTUAL | 2010-11 BUDGET | 2011-12 PROPOSED BUDGET | 2011-12 APPROVED BUDGET | 2011-12 ADOPTED BUDGET |
| <u>REVENUE</u> | | | | | | | |
| 31110 | | - | - | 653,765 | 674,385 | 674,385 | 674,385 |
| 31120 | | - | - | - | 5,800 | 5,800 | 5,800 |
| | | TOTAL REVENUE | | - | - | 653,765 | 680,185 |
| <u>EXPENDITURES</u> | | | | | | | |
| PERSONAL SERVICES | | | | | | | |
| SALARIES | | | | | | | |
| 90304 | 3.00 | - | - | 119,694 | 124,514 | 124,514 | 124,514 |
| 90501 | | - | - | 2,500 | 3,000 | 3,000 | 3,000 |
| 90515 | | - | - | 500 | 750 | 750 | 750 |
| 90701 | | - | - | 1,800 | 2,500 | 2,500 | 2,500 |
| | 3.00 | TOTAL SALARIES | | - | - | 124,494 | 130,764 |
| BENEFITS & BURDENS | | | | | | | |
| 90801 | | - | - | 9,386 | 9,812 | 9,812 | 9,812 |
| 90802 | | - | - | 13,496 | 14,109 | 14,109 | 14,109 |
| 90804 | | - | - | 39,612 | 47,676 | 47,676 | 47,676 |
| 90805 | | - | - | 4,113 | 4,872 | 4,872 | 4,872 |
| 90806 | | - | - | 120 | 216 | 216 | 216 |
| 90807 | | - | - | 380 | 423 | 423 | 423 |
| 90808 | | - | - | 620 | 3,232 | 3,232 | 3,232 |
| 90809 | | - | - | 2,454 | 2,565 | 2,565 | 2,565 |
| | | TOTAL BENEFITS & BURDENS | | - | - | 70,181 | 82,905 |
| | | TOTAL PERSONAL SERVICES | | - | - | 194,675 | 213,669 |
| MATERIALS & SERVICES | | | | | | | |
| 91102 | | - | - | 24,500 | 19,900 | 19,900 | 19,900 |
| 91201 | | - | - | 1,500 | 2,000 | 2,000 | 2,000 |
| 91401 | | - | - | 3,000 | - | - | - |
| 92101 | | - | - | 1,200 | 1,500 | 1,500 | 1,500 |
| 94602 | | - | - | 2,000 | 2,500 | 2,500 | 2,500 |
| 95202 | | - | - | 1,500 | 2,500 | 2,500 | 2,500 |
| | | TOTAL MATERIALS & SERVICES | | - | - | 33,700 | 28,400 |
| | | TOTAL EXPENDITURES | | - | - | 228,375 | 242,069 |

LINCOLN COUNTY, OREGON
ANNUAL BUDGET
FY 2011-12

| ANIMAL SERVICES FUND (212) | | | | | | | | |
|----------------------------|-------|--------------------------|-------------------|-------------------|-------------------|-------------------------------|-------------------------------|------------------------------|
| ANIMAL SHELTER (812) | | | | | | | | |
| OBJECT | # FTE | | 2008-09 ACTUAL | 2009-10 ACTUAL | 2010-11 BUDGET | 2011-12 PROPOSED BUDGET | 2011-12 APPROVED BUDGET | 2011-12 ADOPTED BUDGET |
| <u>REVENUE</u> | | | | | | | | |
| 32325 | | SALE OF LICENSES | 55,348 | 82,739 | 41,000 | 45,000 | 45,000 | 45,000 |
| 32326 | | VOLUNTEER FEES | 100 | 410 | - | - | - | - |
| 32328 | | SPAY/NEUTER | 10,205 | 4,140 | 3,500 | - | - | - |
| 32330 | | ADOPTION FEES | 21,655 | 21,136 | 20,000 | 30,000 | 30,000 | 30,000 |
| 32350 | | ANIMAL FEES | 21,209 | 16,501 | 10,100 | 15,000 | 15,000 | 15,000 |
| 33134 | | NEWPORT | 20,065 | 18,580 | - | - | - | - |
| 33135 | | LINCOLN CITY | 20,065 | 18,580 | - | - | - | - |
| 35220 | | STATE COURT FINES | 1,233 | 3,467 | 1,000 | 1,000 | 1,000 | 1,000 |
| 36135 | | DONATIONS & FUND RAISERS | 635 | 1,901 | - | - | - | - |
| 36136 | | DONATION TRANS FR. TRUST | 6,700 | 43,589 | 15,000 | 15,000 | 15,000 | 15,000 |
| 36137 | | FOLCAS DONATION | - | 25,000 | - | - | - | - |
| 36175 | | INTEREST EARNINGS | 3,704 | 102 | 1,500 | 300 | 300 | 300 |
| 36650 | | REFUNDS & REIMB. | - | 5 | - | - | - | - |
| 36990 | | MISC. REVENUES | 136 | 100,068 | - | - | - | - |
| 39250 | | TRANS FROM GENERAL FUND | 229,872 | - | - | - | - | - |
| 40000 | | BEGINNING BALANCE | 88,884 | 113,855 | 24,013 | 141,520 | 141,520 | 141,520 |
| TOTAL REVENUE | | | 479,811 | 450,073 | 116,113 | 247,820 | 247,820 | 247,820 |
| <u>EXPENDITURES</u> | | | | | | | | |
| PERSONAL SERVICES | | | | | | | | |
| SALARIES | | | | | | | | |
| 90201 | 1.00 | MANAGER | 63,697 | 54,601 | 59,046 | 55,453 | 55,453 | 55,453 |
| 90302 | - | ANIMAL TECHNICIAN | 38,185 | 23,493 | - | - | - | - |
| 90303 | 4.00 | ANIMAL CARE SPECIALIST | 72,824 | 83,212 | 124,477 | 131,654 | 131,654 | 131,654 |
| 90401 | | TEMPORARY EMPLOYEES | 43,770 | 19,209 | 35,720 | 28,390 | 28,390 | 28,390 |
| 90501 | | OVERTIME | 680 | 5,288 | 5,000 | 3,000 | 3,000 | 3,000 |
| 90504 | | EXCHANGE TIME PAYOFF | 79 | 482 | 500 | 500 | 500 | 500 |
| 90601 | | HOLIDAY PAY | 479 | 1,125 | 500 | 750 | 750 | 750 |
| 90701 | | CLEANING ALLOWANCE | 2,975 | 2,250 | 3,000 | 3,000 | 3,000 | 3,000 |
| | 5.00 | TOTAL SALARIES | 222,689 | 189,660 | 228,243 | 222,747 | 222,747 | 222,747 |
| BENEFITS & BURDENS | | | | | | | | |
| 90801 | | FICA | 16,712 | 13,709 | 17,231 | 16,811 | 16,811 | 16,811 |
| 90802 | | 401(K) RETIREMENT | 19,681 | 18,750 | 20,848 | 21,049 | 21,049 | 21,049 |
| 90804 | | HEALTH INSURANCE | 52,448 | 49,845 | 66,020 | 78,912 | 78,912 | 78,912 |
| 90805 | | DENTAL INSURANCE | 5,809 | 5,452 | 6,855 | 8,064 | 8,064 | 8,064 |
| 90806 | | LIFE INSURANCE | 205 | 162 | 360 | 360 | 360 | 360 |
| 90807 | | LTD INSURANCE | 611 | 552 | 705 | 705 | 705 | 705 |

LINCOLN COUNTY, OREGON
ANNUAL BUDGET
FY 2011-12

| | | ANIMAL SERVICES FUND (212) | | | | | |
|--------|----------------------------|----------------------------|-------------------|-------------------|-------------------------------|-------------------------------|------------------------------|
| | | ANIMAL SHELTER (812) | | | | | |
| OBJECT | # FTE | 2008-09 ACTUAL | 2009-10 ACTUAL | 2010-11 BUDGET | 2011-12 PROPOSED BUDGET | 2011-12 APPROVED BUDGET | 2011-12 ADOPTED BUDGET |
| 90808 | WORKER'S COMPENSATION | 5,303 | 3,921 | 1,734 | 5,535 | 5,535 | 5,535 |
| 90809 | UNEMPLOYMENT | 2,003 | 1,649 | 4,505 | 4,395 | 4,395 | 4,395 |
| 90810 | PEHP | 180 | 75 | 180 | 180 | 180 | 180 |
| | TOTAL BENEFITS & BURDENS | 102,952 | 94,115 | 118,438 | 136,011 | 136,011 | 136,011 |
| | TOTAL PERSONAL SERVICES | 325,641 | 283,775 | 346,681 | 358,758 | 358,758 | 358,758 |
| | MATERIALS & SERVICES | | | | | | |
| 91101 | TRAVEL REIMBURSEMENT | 112 | 211 | 500 | 1,000 | 1,000 | 1,000 |
| 91201 | MEALS & LODGING | 828 | 525 | 5,000 | 5,000 | 5,000 | 5,000 |
| 91401 | TELEPHONE | 1,751 | 610 | 1,900 | - | - | - |
| 91601 | PRINTING & PUBLICATIONS | 847 | 1,161 | 1,000 | 4,000 | 4,000 | 4,000 |
| 92001 | UTILITIES | - | - | 10,000 | 9,000 | 9,000 | 9,000 |
| 92101 | EQUIPMENT REPAIR | 41 | 117 | 300 | 200 | 200 | 200 |
| 92301 | GROUNDS MAINTENANCE | 15 | - | - | - | - | - |
| 92801 | VETERINARY SERVICES | - | 16,942 | 18,000 | 20,000 | 20,000 | 20,000 |
| 92901 | MEMBERSHIP FEES & DUES | 25 | 244 | 500 | 750 | 750 | 750 |
| 93301 | MAINTENANCE AGREEMENTS | 2,833 | 3,830 | 3,800 | 5,000 | 5,000 | 5,000 |
| 93901 | CONTRACTUAL SERVICES | 8,285 | 674 | 1,000 | 6,000 | 6,000 | 6,000 |
| 93902 | TRUST MEDICAL EXPENSE | 7,740 | 43,589 | 15,000 | 15,000 | 15,000 | 15,000 |
| 94101 | OFFICE SUPPLIES | 704 | 2,167 | 2,000 | 1,500 | 1,500 | 1,500 |
| 94102 | FURN/EQUIP < \$10,000 | 1,138 | 12,064 | 5,000 | 5,000 | 5,000 | 5,000 |
| 94103 | OPERATING SUPPLIES | 2,771 | 6,451 | 5,000 | 5,000 | 5,000 | 5,000 |
| 94201 | PRINT SHOP | 581 | 680 | 1,000 | 1,000 | 1,000 | 1,000 |
| 94210 | COPIER SVCS | 3,106 | 5,445 | 4,200 | 4,500 | 4,500 | 4,500 |
| 94301 | JANITORIAL SUPPLIES | 763 | 1,024 | 2,000 | 1,500 | 1,500 | 1,500 |
| 94601 | PET FOOD | 1,740 | 5,680 | 6,000 | 10,000 | 10,000 | 10,000 |
| 94602 | CLOTHING | 651 | 1,926 | 2,650 | 1,500 | 1,500 | 1,500 |
| 95102 | ANIMAL SUPPLIES | 3,386 | 6,240 | 7,000 | 5,000 | 5,000 | 5,000 |
| 95103 | PHYSICAL EXAMINATIONS | - | 90 | 300 | 200 | 200 | 200 |
| 95202 | CONTINUING EDUCATION | 235 | 50 | 5,000 | 5,000 | 5,000 | 5,000 |
| 95801 | REFUNDS & REIMBURSEMENTS | - | - | 300 | - | - | - |
| 95899 | PHARMACY | - | 8,104 | 81,000 | 30,000 | 30,000 | 30,000 |
| 95901 | OTHER SUPPLIES | 1,772 | 18,015 | 5,000 | 5,000 | 5,000 | 5,000 |
| 95902 | COURT CASES | 991 | 193 | - | 2,000 | 2,000 | 2,000 |
| 95908 | VOLUNTEER SERVICE EXP | - | 274 | 1,000 | 1,500 | 1,500 | 1,500 |
| 96301 | PROPERTY/LIABILITY INSUR | - | - | - | 1,058 | 1,058 | 1,058 |
| | TOTAL MATERIALS & SERVICES | 40,315 | 136,306 | 184,450 | 145,708 | 145,708 | 145,708 |

LINCOLN COUNTY, OREGON
ANNUAL BUDGET
FY 2011-12

| | | ANIMAL SERVICES FUND (212) ANIMAL SHELTER (812) | | | | | | |
|--------|-------|--|---------|---------|-----------------|-----------------|----------------|---------|
| OBJECT | # FTE | 2008-09 | 2009-10 | 2010-11 | 2011-12 | 2011-12 | 2011-12 | |
| | | ACTUAL | ACTUAL | BUDGET | PROPOSED BUDGET | APPROVED BUDGET | ADOPTED BUDGET | |
| | | CAPITAL OUTLAY | | | | | | |
| 98901 | | EQUIPMENT / OTHER | - | - | - | 20,000 | 20,000 | 20,000 |
| | | TOTAL CAPITAL OUTLAY | - | - | - | 20,000 | 20,000 | 20,000 |
| | | TOTAL EXPENDITURES | 365,956 | 420,081 | 531,131 | 524,466 | 524,466 | 524,466 |
| | | ENDING BALANCE | | | | | | |
| 99501 | | CONTINGENCY | - | - | 10,372 | 158,112 | 158,112 | 158,112 |
| 99603 | | COMPENSATED ABSENCES | - | - | - | 3,358 | 3,358 | 3,358 |
| | | TOTAL ENDING BALANCE | - | - | 10,372 | 161,470 | 161,470 | 161,470 |

LINCOLN COUNTY, OREGON

ENFORCEMENT FUND (211)

A PUBLIC SAFETY PROGRAM

OBJECTIVE: To hold in trust, account for, and disburse fines collected from certain alcohol-related offenses, in accordance with state law. This fund currently supports a temporary half-time legal assistant that handles cases involving alcohol-related offenses.

FUNDING: These are dedicated funds that are disbursed in accordance with state law.

REVENUE AND EXPENDITURE SUMMARY

| | <u>Actual</u> <u>2008-09</u> | <u>Actual</u> <u>2009-10</u> | <u>Budgeted</u> <u>2010-2011</u> | <u>Proposed</u> <u>2011-12</u> | <u>Approved</u> <u>2011-12</u> | <u>Adopted</u> <u>2011-12</u> |
|--------------------------|---------------------------------|---------------------------------|-------------------------------------|-----------------------------------|-----------------------------------|----------------------------------|
| Total Revenues | 42,224 | 38,287 | 37,481 | 27,902 | 27,902 | 27,902 |
| Personal Services | 12,731 | 9,080 | 14,096 | 11,600 | 11,600 | 11,600 |
| Materials and Services | 2,400 | 0 | 23,385 | 3,550 | 3,550 | 3,550 |
| Transfer to General Fund | 4,448 | 20,004 | 0 | 12,752 | 12,752 | 12,752 |
| Unapprop/Ending Balance | <u>22,645</u> | <u>9,203</u> | <u>0</u> | <u>0</u> | <u>0</u> | <u>0</u> |
| Total Expenditures | 42,224 | 38,287 | 37,481 | 27,902 | 27,902 | 27,902 |
| Full-Time Positions | 0.00 | 0.00 | 0.00 | 0.00 | 0.00 | 0.00 |

INTERRELATIONSHIPS: Law enforcement agencies that investigate or handle alcohol-related offenses.

LINCOLN COUNTY, OREGON
ANNUAL BUDGET
FY 2011-12

ENFORCEMENT FUND (211-811)

| OBJECT | 2008-09 ACTUAL | 2009-10 ACTUAL | 2010-11 BUDGET | 2011-12 PROPOSED BUDGET | 2011-12 APPROVED BUDGET | 2011-12 ADOPTED BUDGET |
|--|-------------------|-------------------|-------------------|-------------------------------|-------------------------------|------------------------------|
| <u>REVENUE</u> | | | | | | |
| 35220 STATE COURT FINES | 23,805 | 15,513 | 33,000 | 15,000 | 15,000 | 15,000 |
| 36175 INTEREST EARNINGS | 403 | 129 | 200 | 150 | 150 | 150 |
| 40000 BEGINNING BALANCE | 18,016 | 22,645 | 4,281 | 12,752 | 12,752 | 12,752 |
| TOTAL REVENUE | 42,224 | 38,287 | 37,481 | 27,902 | 27,902 | 27,902 |
| <u>EXPENDITURES</u> | | | | | | |
| PERSONAL SERVICES | | | | | | |
| SALARIES | | | | | | |
| 90401 TEMPORARY EMPLOYEES | 11,318 | 8,156 | 12,660 | 10,000 | 10,000 | 10,000 |
| TOTAL SALARIES | 11,318 | 8,156 | 12,660 | 10,000 | 10,000 | 10,000 |
| BENEFITS & BURDENS | | | | | | |
| 90801 FICA | 866 | 624 | 968 | 1,000 | 1,000 | 1,000 |
| 90808 WORKER'S COMPENSATION | 372 | 122 | 412 | 500 | 500 | 500 |
| 90809 UNEMPLOYMENT | 175 | 179 | 56 | 100 | 100 | 100 |
| TOTAL BENEFITS & BURDENS | 1,413 | 925 | 1,436 | 1,600 | 1,600 | 1,600 |
| TOTAL PERSONAL SERVICES | 12,731 | 9,081 | 14,096 | 11,600 | 11,600 | 11,600 |
| MATERIALS & SERVICES | | | | | | |
| 93804 INVESTIGATIONS | - | - | 5,000 | 1,000 | 1,000 | 1,000 |
| 93805 TRAINING/EQUIPMENT | 2,400 | - | 15,000 | 1,550 | 1,550 | 1,550 |
| 94102 FURNITURE & EQUIPMENT | - | - | 3,385 | 1,000 | 1,000 | 1,000 |
| TOTAL MATERIALS & SERVICES | 2,400 | - | 23,385 | 3,550 | 3,550 | 3,550 |
| TRANSFERS | | | | | | |
| 99201 TRANSFER TO GENERAL FUND | 4,448 | 20,004 | - | 12,752 | 12,752 | 12,752 |
| TOTAL TRANSFERS | 4,448 | 20,004 | - | 12,752 | 12,752 | 12,752 |
| TOTAL EXPENDITURES | 19,579 | 29,085 | 37,481 | 27,902 | 27,902 | 27,902 |
| <i>REVENUE OVER (UNDER) EXPENDITURES</i> | 22,645 | 9,202 | - | - | - | - |

LINCOLN COUNTY, OREGON
METH INITIATIVE FUND (218)
A PUBLIC SAFETY PROGRAM

OBJECTIVE: First introduced in 2000, the goal of the Lincoln County Meth Initiative (LCMI) is to develop a full range of science-based **Prevention, Enforcement, and Treatment** services in Lincoln County for the purpose of breaking the cycle of addiction and saving lives and families. Some of the components of the LCMI include, but are not limited to: (1) The innovative Lincoln County Youth Film Program (examples of projects include the Methamphetamine Awareness Project, or MAP, and the Drug Awareness Project, or DAP); (2) equipment and training to support the Lincoln Interagency Narcotics Team (LINT); (3) services provided through the Lincoln County Drug Endangered Children (DEC) program; (4) the Lincoln County Drug Court, which focuses on meth addicted mothers and young women (see account 101-011 for further description); and (5) the Lincoln County HOPE Court, which focuses on repeat property offenders whose crimes are driven by addiction (see account 101-136 for further description). The LCMI moved from County Counsel to the District Attorney’s Office in January of 2009.

FUNDING: The source of the funding is federal grants.

REVENUE AND EXPENDITURE SUMMARY

| | <u>Actual</u> <u>2008-09</u> | <u>Actual</u> <u>2009-10</u> | <u>Budgeted</u> <u>2010-2011</u> | <u>Proposed</u> <u>2011-12</u> | <u>Approved</u> <u>2011-12</u> | <u>Adopted</u> <u>2011-12</u> |
|--------------------------------|---------------------------------|---------------------------------|-------------------------------------|-----------------------------------|-----------------------------------|----------------------------------|
| Total Revenues | 343,707 | 147,067 | 305,390 | 44,400 | 44,400 | 44,400 |
| Personal Services | 2 | 9,666 | 13,918 | 0 | 0 | 0 |
| Materials and Services | 195,621 | 123,584 | 246,500 | 44,400 | 44,400 | 44,400 |
| Capital Outlay | 133,866 | 0 | 0 | □□0 | 0 | 0 |
| Contingency | 0 | 0 | 44,972 | 0 | 0 | 0 |
| Unapprop/Ending Balance | 14,218 | 13,817 | 0 | 0 | 0 | 0 |
| Total Expenditures | 343,707 | 147,067 | 305,390 | 44,400 | 44,400 | 44,400 |
| Full-Time Positions | 0.00 | 0.00 | 0.00 | 0.00 | 0.00 | 0.00 |

INTERRELATIONSHIPS: Lincoln County School District; Northwest Film Center; Oregon Partnership; Newport Performing Arts Center; Lincoln Commission on Children and Families; Partnership Against Drug and Alcohol and Drug Abuse (PAADA); Community Efforts Demonstrating the Ability to Rebuild and Restore (CEDARR); National Methamphetamine & Pharmaceuticals Initiative; Oregon Legislature; Congress; U.S. Department of Justice (DOJ); Office of National Drug Control Policy (ONDCP);

Lincoln County Children's Advocacy Center (CAC); Lincoln County Circuit Court; Community Corrections; Trueman Center; Reconnections; Siletz Tribal A&D; Department of Human Services (DHS); Lincoln County Health & Human Services Department; Lincoln County Sheriff's Office; defense attorneys; and the public.

LINCOLN COUNTY, OREGON
ANNUAL BUDGET
FY 2011-12

| METH INITIATIVE FUND (218) COPS GRANT (818) | | | | | | | |
|--|-------------------|-------------------|-------------------|-------------------------------|-------------------------------|------------------------------|--|
| OBJECT | 2008-09 ACTUAL | 2009-10 ACTUAL | 2010-11 BUDGET | 2011-12 PROPOSED BUDGET | 2011-12 APPROVED BUDGET | 2011-12 ADOPTED BUDGET | |
| <u>REVENUE</u> | | | | | | | |
| 33175 COPS METH GRANT | 330,393 | 132,848 | 200,000 | 44,400 | 44,400 | 44,400 | |
| 40000 BEGINNING BALANCE | 13,314 | 14,219 | 105,390 | - | - | - | |
| TOTAL REVENUE | 343,707 | 147,067 | 305,390 | 44,400 | 44,400 | 44,400 | |
| <u>EXPENDITURES</u> | | | | | | | |
| PERSONAL SERVICES | | | | | | | |
| SALARIES | | | | | | | |
| 90401 TEMPORARY EMPLOYEES | - | 8,672 | 12,660 | - | - | - | |
| TOTAL SALARIES | - | 8,672 | 12,660 | - | - | - | |
| BENEFITS & BURDENS | | | | | | | |
| 90801 FICA | - | 663 | 968 | - | - | - | |
| 90808 WORKER'S COMPENSATION | - | 161 | 180 | - | - | - | |
| 90809 UNEMPLOYMENT | - | 169 | 110 | - | - | - | |
| TOTAL BENEFITS & BURDENS | - | 993 | 1,258 | - | - | - | |
| TOTAL PERSONAL SERVICES | - | 9,665 | 13,918 | - | - | - | |
| MATERIALS & SERVICES | | | | | | | |
| 91101 TRAVEL REIMBURSEMENT | 5,657 | 6,584 | 10,000 | 2,500 | 2,500 | 2,500 | |
| 91201 MEALS & LODGING | 7,947 | 10,701 | 5,000 | 2,500 | 2,500 | 2,500 | |
| 92802 PROFESSIONAL CONFERENCE | 2,858 | 5,770 | 3,000 | 2,000 | 2,000 | 2,000 | |
| 92901 MEMBERSHIP FEES & DUES | 500 | 225 | 500 | 2,400 | 2,400 | 2,400 | |
| 93901 CONTRACTUAL SERVICES | 73,187 | 68,082 | 140,000 | 25,000 | 25,000 | 25,000 | |
| 94101 OFFICE SUPPLIES | 1,300 | 1,124 | 6,000 | 5,000 | 5,000 | 5,000 | |
| 94102 FURN/EQUIP < \$10,000 | 104,174 | 30,948 | 80,000 | 5,000 | 5,000 | 5,000 | |
| 94201 PRINT SHOP | - | 150 | 2,000 | - | - | - | |
| TOTAL MATERIALS & SERVICES | 195,623 | 123,584 | 246,500 | 44,400 | 44,400 | 44,400 | |
| CAPITAL OUTLAY | | | | | | | |
| 98202 LINT SURVEILLANCE SYSTEM | 11,335 | - | - | - | - | - | |
| 98302 VEHICLE REPLACEMENT | 122,531 | - | - | - | - | - | |
| TOTAL CAPITAL OUTLAY | 133,866 | - | - | - | - | - | |
| ENDING BALANCE | | | | | | | |
| 99501 CONTINGENCY | - | - | 44,972 | - | - | - | |
| TOTAL ENDING BALANCE | - | - | 44,972 | - | - | - | |
| TOTAL EXPENDITURES | 329,489 | 133,249 | 305,390 | 44,400 | 44,400 | 44,400 | |
| <i>REVENUE OVER (UNDER) EXPENDITURE</i> | 14,218 | 13,818 | - | - | - | - | |

LINCOLN COUNTY, OREGON

DUII FUND (601)

A PUBLIC SAFETY PROGRAM

OBJECTIVE: To comply with the legal provisions concerning the expenditure of funds through civil forfeiture (specifically DUII) proceedings.

WORK PLAN SUMMARY: Funds not impacted by the mandates of Ballot Measure 3 (Or. Const, Art XV, Sec 10), 2001 OR Laws, Ch 780, Sec 14 (ORS 475A.120 (2001)), 2001 Or Laws Ch 780, Sec 25(note following ORS 475A.160), and any as yet un-enacted ordinances that authorizes residual fund uses in accordance with Measure 3 and Sec 25(2) are included in this fund. The monies can pay for a broader range of activities.

REVENUE AND EXPENDITURE SUMMARY

| | <u>Actual</u> <u>2008-09</u> | <u>Actual</u> <u>2009-10</u> | <u>Budgeted</u> <u>2010-2011</u> | <u>Proposed</u> <u>2011-12</u> | <u>Approved</u> <u>2011-12</u> | <u>Adopted</u> <u>2011-12</u> |
|-------------------------|---------------------------------|---------------------------------|-------------------------------------|-----------------------------------|-----------------------------------|----------------------------------|
| Total Revenues | 2,176 | 1,817 | 7,000 | 3,133 | 3,133 | 3,133 |
| Materials and Services | 1,152 | 824 | 7,000 | 2,900 | 2,900 | 2,900 |
| Unapprop/Ending Balance | 1,024 | 993 | 0 | 233 | 233 | 233 |
| Total Expenditures | 2,176 | 1,817 | 7,000 | 3,133 | 3,133 | 3,133 |

EFFECTIVENESS INDICATORS: Compliance with voter approved and legislatively enacted legal mandates.

INTERRELATIONSHIPS: Sheriff's and District Attorney's Offices.

LINCOLN COUNTY, OREGON
ANNUAL BUDGET
FY 2011-12

| DUII FUND (601-520) | | | | | | | |
|---------------------|---|-------------------|-------------------|-------------------|-------------------------------|-------------------------------|------------------------------|
| OBJECT | | 2008-09 ACTUAL | 2009-10 ACTUAL | 2010-11 BUDGET | 2011-12 PROPOSED BUDGET | 2011-12 APPROVED BUDGET | 2011-12 ADOPTED BUDGET |
| | <u>REVENUE</u> | | | | | | |
| 32755 | FEES & SALES | 1,029 | 786 | 6,000 | 1,500 | 1,500 | 1,500 |
| 36175 | INTEREST ON INVESTMENTS | 18 | 7 | - | - | - | - |
| 36650 | REFUNDS & REIMBURSEMENT | - | - | - | 500 | 500 | 500 |
| 40000 | BEGINNING BALANCE | 1,129 | 1,024 | 1,000 | 1,133 | 1,133 | 1,133 |
| | TOTAL REVENUE | 2,176 | 1,817 | 7,000 | 3,133 | 3,133 | 3,133 |
| | <u>EXPENDITURES</u> | | | | | | |
| | MATERIALS & SERVICES | | | | | | |
| 93901 | CONTRACTUAL SERVICES | 877 | 824 | 7,000 | 2,900 | 2,900 | 2,900 |
| 95901 | OTHER SUPPLIES | 275 | - | - | - | - | - |
| | TOTAL MATERIALS & SERVICES | 1,152 | 824 | 7,000 | 2,900 | 2,900 | 2,900 |
| | ENDING BALANCE | | | | | | |
| 99501 | CONTINGENCY | - | - | - | 233 | 233 | 233 |
| | TOTAL ENDING BALANCE | - | - | - | 233 | 233 | 233 |
| | TOTAL EXPENDITURES | 1,152 | 824 | 7,000 | 3,133 | 3,133 | 3,133 |
| | <i>REVENUE OVER (UNDER) EXPENDITURE</i> | 1,024 | 993 | - | - | - | - |

CLOSED FUNDS

LINCOLN COUNTY, OREGON
ANNUAL BUDGET
FY 2011-12

| COUNTY FAIR FUND (203) ANNUAL FAIR (CLOSED) (808) | | | | | | |
|--|---------|---------|---------|----------|----------|---------|
| OBJECT | 2008-09 | 2009-10 | 2010-11 | 2011-12 | 2011-12 | 2011-12 |
| | ACTUAL | ACTUAL | BUDGET | PROPOSED | APPROVED | ADOPTED |
| | | | | BUDGET | BUDGET | BUDGET |
| <u>REVENUE</u> | | | | | | |
| 33390 STATE LOTTERY VIDEO | 24,702 | - | - | - | - | - |
| TOTAL REVENUE | 24,702 | - | - | - | - | - |
| <u>EXPENDITURES</u> | | | | | | |
| MATERIALS & SERVICES | | | | | | |
| 91101 TRAVEL REIMBURSEMENT | 125 | - | - | - | - | - |
| 91602 ADVERTISING & PUBLICITY | 1,415 | - | - | - | - | - |
| 92001 UTILITIES | 715 | - | - | - | - | - |
| 92101 EQUIPMENT REPAIR | 1,000 | - | - | - | - | - |
| 92301 GROUNDS MAINTENANCE | 2,452 | - | - | - | - | - |
| 92801 PROFESSIONAL SERVICES | 19,680 | - | - | - | - | - |
| 93805 SPECIAL EVENTS | 7,243 | - | - | - | - | - |
| 93806 ENTERTAINMENT | 22,715 | - | - | - | - | - |
| 93808 4-H AWARDS | 330 | - | - | - | - | - |
| 93811 OPEN CLASS AWARDS | 10,178 | - | - | - | - | - |
| 93812 OPEN CLASS PERSONAL SERV | 4,385 | - | - | - | - | - |
| 93813 OPEN CLASS ALL OTHER | 1,781 | - | - | - | - | - |
| 93913 OPEN CLASS/ALL OTHER | 60 | - | - | - | - | - |
| 95801 REFUNDS & REIMBURSEMENTS | 805 | - | - | - | - | - |
| 95901 GENERAL SUPPLIES | 1,045 | - | - | - | - | - |
| 96301 LIABILITY INSURANCE | 525 | - | - | - | - | - |
| TOTAL MATERIALS & SERVICES | 74,454 | - | - | - | - | - |
| TOTAL EXPENDITURES | 74,454 | - | - | - | - | - |

LINCOLN COUNTY, OREGON
ANNUAL BUDGET
FY 2011-12

| BUILDING RESERVE FUND (INACTIVE) (214-801) | | | | | | |
|--|-------------------|-------------------|-------------------|-------------------------------|-------------------------------|------------------------------|
| OBJECT | 2008-09 ACTUAL | 2009-10 ACTUAL | 2010-11 BUDGET | 2011-12 PROPOSED BUDGET | 2011-12 APPROVED BUDGET | 2011-12 ADOPTED BUDGET |
| <u>REVENUE</u> | | | | | | |
| 40000 BEGINNING BALANCE | - | 204,021 | 5 | 5 | 5 | 5 |
| TOTAL REVENUE | - | 204,021 | 5 | 5 | 5 | 5 |
| <u>EXPENDITURES</u> | | | | | | |
| CAPITAL OUTLAY | | | | | | |
| 97501 STRUCTURES & IMPR. | - | - | 5 | - | - | - |
| TOTAL CAPITAL OUTLAY | - | - | 5 | - | - | - |
| TRANSFERS | | | | | | |
| 99101 TRANSFER TO GENERAL FUND | - | 204,016 | - | - | - | - |
| TOTAL TRANSFERS | - | 204,016 | - | - | - | - |
| TOTAL EXPENDITURES | - | 204,016 | 5 | - | - | - |
| ENDING BALANCE | - | 5 | - | 5 | 5 | 5 |

LINCOLN COUNTY, OREGON
ANNUAL BUDGET
FY 2011-12

JAIL DEBT SERVICE FUND (CLOSED) (220-820)

| OBJECT | 2008-09 ACTUAL | 2009-10 ACTUAL | 2010-11 BUDGET | 2011-12 PROPOSED BUDGET | 2011-12 APPROVED BUDGET | 2011-12 ADOPTED BUDGET |
|---------------------|-------------------|-------------------|-------------------|-------------------------------|-------------------------------|------------------------------|
| <u>REVENUE</u> | | | | | | |
| 31110 | 695,538 | 205,497 | - | - | - | - |
| 31120 | 22,176 | 30,600 | - | - | - | - |
| 31210 | - | 92 | - | - | - | - |
| 31510 | 6,793 | 3,000 | - | - | - | - |
| 36175 | 7,581 | 1,412 | - | - | - | - |
| 36990 | 1,413 | - | - | - | - | - |
| 40000 | 262,393 | 261,993 | - | - | - | - |
| TOTAL REVENUE | 995,894 | 502,594 | - | - | - | - |
| <u>EXPENDITURES</u> | | | | | | |
| DEBT SERVICE | | | | | | |
| 99501 | 705,000 | 385,000 | - | - | - | - |
| 99502 | 28,901 | 10,395 | - | - | - | - |
| TOTAL DEBT SERVICE | 733,901 | 395,395 | - | - | - | - |
| TRANSFERS | | | | | | |
| 99599 | - | 107,199 | - | - | - | - |
| TOTAL TRANSFERS | - | 107,199 | - | - | - | - |
| TOTAL EXPENDITURES | 733,901 | 502,594 | - | - | - | - |
| ENDING BALANCE | 261,993 | - | - | - | - | - |

LINCOLN COUNTY, OREGON
ANNUAL BUDGET
FY 2011-12

DUII M3 FORFEITURE FUND (602-525) (CLOSED)

| OBJECT | 2008-09 ACTUAL | 2009-10 ACTUAL | 2010-11 BUDGET | 2011-12 PROPOSED BUDGET | 2011-12 APPROVED BUDGET | 2011-12 ADOPTED BUDGET |
|-------------------------------|-------------------|-------------------|-------------------|-------------------------------|-------------------------------|------------------------------|
| <u>REVENUE</u> | | | | | | |
| 36175 INTEREST ON INVESTMENTS | 471 | - | - | - | - | - |
| TOTAL REVENUE | 471 | - | - | - | - | - |
| <u>EXPENDITURES</u> | | | | | | |
| MATERIALS & SERVICES | | | | | | |
| 93901 CONTRACTUAL SERVICES | 471 | - | - | - | - | - |
| TOTAL MATERIALS & SERVICES | 471 | - | - | - | - | - |
| TOTAL EXPENDITURES | 471 | - | - | - | - | - |

SPECIAL DISTRICTS





LINCOLN COUNTY TRANSPORTATION SERVICE DISTRICT

Fiscal Year 2011-12 Budget Message

The Lincoln County Transportation Service District (District) was formed in May 1996 as approved by voters in the general election. A tax rate of \$0.0974/\$1,000 of assessed value was approved in the November 1996 general election. This fund is budgeted using the modified accrual basis of accounting. Revenues are recorded at the time they become measurable and available to finance expenditures of the current period, and expenditures are recorded at the time liabilities are incurred. Significant revenues include property taxes and federal and state grants. The current projections for property taxes for fiscal year 2011-12 reflect an estimate of a 2.5% increase from fiscal year 2010-11. This budget portrays the expected financial performance of the District for fiscal year 2011-12, and shows the operations of the District. In conformance with Oregon Revised Statutes, this budget is balanced between its revenue and expenditures.

Personal Services reflect a budgeted increase of \$204,447 from the 2010-11 fiscal year. The increase is due to the addition of a .75 FTE for grant administration plus three new full time driver positions in response to several additional programs and routes planned for the year. A 2% COLA is also built into this budget as scheduled in the LCEA-Transit bargaining agreement, and applied to non-bargaining unit employees as well.

Materials & Services reflect an increase of \$494,704. Increased costs for motor pool because of a larger, more active fleet of buses, increases in contractual services and payments made under an "ODOT Flex Funds" grant, and an increase in indirect costs paid to the County's general fund are responsible for the increased costs.

Capital Expenditures are holding fairly steady this year at \$404,799, \$29,800 less than the 2010-11 budget. One new bus is scheduled for purchase through grant funding, plus additional expenditure for furniture and equipment, also provided through funds from grants.

The fund's contingency is estimated at \$300,000 for the 2011-12 year and the reserve for future years is estimated at \$478,939. With the compensated absence reserve of \$262,988 included, the Transit district's ending fund balance is estimated at \$1,041,927, which is a healthy 28% of the total fund.

Janice Riessbeck
Budget Officer

LINCOLN COUNTY TRANSPORTATION SERVICE DISTRICT

A COMMUNITY SERVICES PROGRAM (FUND 204)

OBJECTIVE: To provide a comprehensive transportation program for Lincoln County. Services will include a scheduled stop bus system, the “Central Coast Connection”, along the Highway 101 corridor, outlying cities and communities, and ancillary feeder lines available to all residents of the County. In 1996, the Transit Fund was established and incorporated the additional city services, commonly known as “dial-a-ride”, which are aimed at providing a transportation program for the transit disadvantaged and senior and disabled members of the County, enabling them to obtain medical and other services.

WORK PLAN SUMMARY: Provide county-wide public transportation on a safe, timely and efficient basis.

CAPITAL PURCHASES/PERSONAL SERVICES: The District will be purchasing 1-3 new buses during the 11-12 fiscal year. They will be used to provide transit services to the residents of Lincoln County. New personal services for the District will include three new full-time bus drivers and a three-quarter time grant administrator.

REVENUE AND EXPENDITURE SUMMARY

| | Actual <u>2008-09</u> | Actual <u>2009-10</u> | Budgeted <u>2010-2011</u> | Proposed <u>2011-12</u> | Approved <u>2011-12</u> | Adopted <u>2011-12</u> |
|-----------------------------|--------------------------|--------------------------|------------------------------|----------------------------|----------------------------|---------------------------|
| Total Revenues | 2,845,755 | 4,696,958 | 2,659,743 | 3,719,292 | 3,719,292 | 3,739,803 |
| Total Personal Services | 899,396 | 932,590 | 1,137,037 | 1,270,632 | 1,270,632 | 1,291,143 |
| Total Materials & Services | 536,947 | 595,209 | 507,230 | 1,001,934 | 1,001,934 | 1,001,934 |
| Total Capital Outlay | 135,655 | 1,848,992 | 434,679 | 404,799 | 404,799 | 404,799 |
| Contingency | 0 | 802,077 | 250,000 | 300,000 | 300,000 | 300,000 |
| Unapprop/Ending Balance | <u>1,273,757</u> | <u>518,090</u> | <u>330,797</u> | <u>741,927</u> | <u>741,927</u> | <u>741,927</u> |
| Total Expenditures | 2,845,755 | 4,696,958 | 2,659,743 | 3,719,292 | 3,719,292 | 3,739,803 |
| Full-Time Positions | 15.75 | 15.75 | 15.75 | 18.75 | 18.75 | 19.00 |

EFFECTIVENESS INDICATORS: Provide 175,000 riders with 290,000 trips on a safe and timely basis.

INTERRELATIONSHIPS: Federal Transit Administration; O.D.O.T.-Public Transportation Division; R.S.V.P.; Senior Companion Program; Housing Authority; Samaritan Hospitals, Oregon Transit Association; other transit agencies state-wide; Health and Human Services; Oregon Coast Community College; Confederated Tribes

of Siletz; as well as twenty two different agencies who purchase bus passes for their clients.

BUDGET NOTE: The overall Transit function was approved by the voters on November 5, 1996. It is a separate district and includes inter-community routes, Dial-A-Ride services, city loops, Tillamook County connection and a Coast to Valley connection (Newport to Corvallis).

LINCOLN COUNTY, OREGON
ANNUAL BUDGET
FY 2011-12

**LINCOLN COUNTY TRANSPORTATION DISTRICT (204)
SUMMARY**

| DEPT | # FTE* | | 2008-09 ACTUAL | 2009-10 ACTUAL | 2010-11 BUDGET | 2011-12 PROPOSED BUDGET | 2011-12 APPROVED BUDGET | 2011-12 ADOPTED BUDGET |
|--|--------|--|-------------------|-------------------|-------------------|-------------------------------|-------------------------------|------------------------------|
| 115 | 19.00 | TRANSIT ADMINISTRATION | 1,557,420 | 3,371,805 | 2,649,743 | 3,710,292 | 3,710,292 | 3,730,803 |
| 116 | - | SPECIAL TRANSIT GRANT | 14,577 | 4,984 | 10,000 | 9,000 | 9,000 | 9,000 |
| 19.00 | | TOTAL TRANSIT DISTRICT EXPENDITURES | 1,571,997 | 3,376,789 | 2,659,743 | 3,719,292 | 3,719,292 | 3,739,803 |
| TRANSIT DISTRICT FUND BY CATEGORY | | | | | | | | |
| | | TOTAL REVENUE | 2,845,756 | 4,696,967 | 2,659,743 | 3,719,292 | 3,719,292 | 3,739,803 |
| EXPENDITURES: | | | | | | | | |
| | | PERSONAL SERVICES | 899,396 | 932,590 | 1,137,037 | 1,270,632 | 1,270,632 | 1,291,143 |
| | | MATERIALS & SERVICES | 536,946 | 595,207 | 507,230 | 1,001,934 | 1,001,934 | 1,001,934 |
| | | CAPITAL OUTLAY | 135,655 | 1,848,992 | 434,679 | 404,799 | 404,799 | 404,799 |
| | | CONTINGENCY | - | - | 250,000 | 300,000 | 300,000 | 300,000 |
| | | RESERVE FOR FUTURE EXPENDITURE | - | - | 330,797 | 478,939 | 478,939 | 478,939 |
| | | RESERVE FOR COMPENSATED ABSENCES | - | - | - | 262,988 | 262,988 | 262,988 |
| | | TOTAL APPROPRIATIONS | 1,571,997 | 3,376,789 | 2,659,743 | 3,719,292 | 3,719,292 | 3,739,803 |
| | | ENDING BALANCE | 1,273,759 | 1,320,178 | - | - | - | - |

*Does not include "Temporary Employees"

LINCOLN COUNTY, OREGON
ANNUAL BUDGET
FY 2011-12

LINCOLN COUNTY TRANSPORTATION DISTRICT (204)
TRANSIT ADMINISTRATION (115)

| OBJECT | # FTE* | 2008-09 ACTUAL | 2009-10 ACTUAL | 2010-11 BUDGET | 2011-12 PROPOSED BUDGET | 2011-12 APPROVED BUDGET | 2011-12 ADOPTED BUDGET |
|---------------------|--------|-------------------|-------------------|-------------------|-------------------------------|-------------------------------|------------------------------|
| <u>REVENUE</u> | | | | | | | |
| 31110 | | 493,341 | 515,422 | 500,000 | 510,000 | 510,000 | 510,000 |
| 31120 | | 20,363 | 20,014 | 15,000 | 15,000 | 15,000 | 15,000 |
| 31210 | | - | 233 | - | - | - | - |
| 32630 | | 90,000 | 110,000 | 128,000 | - | - | - |
| 33105 | | 197,692 | - | 210,054 | - | - | - |
| 33106 | | - | 113,976 | 162,692 | - | - | - |
| 33107 | | 340,444 | 339,178 | 340,000 | 351,000 | 351,000 | 351,000 |
| 33108 | | 12,431 | 56,254 | 62,811 | 300,415 | 300,415 | 300,415 |
| 33109 | | - | 1,221,462 | 100,583 | - | - | - |
| 33111 | | - | - | - | 30,000 | 30,000 | 30,000 |
| 33317 | | - | 62,118 | 45,000 | 58,000 | 58,000 | 58,000 |
| 33510 | | 4,979 | 5,076 | - | 500 | 500 | 500 |
| 33771 | | - | 252,239 | - | 56,430 | 56,430 | 56,430 |
| 33772 | | - | 282,805 | 100,000 | - | - | - |
| 33780 | | 59,737 | 131,212 | 65,000 | 65,000 | 65,000 | 65,000 |
| 33782 | | 63,909 | 82,218 | 60,000 | 75,000 | 75,000 | 75,000 |
| 33785 | | - | - | - | 275,000 | 275,000 | 275,000 |
| 33786 | | - | - | - | 135,000 | 135,000 | 135,000 |
| 34940 | | 89,513 | 93,315 | 85,000 | 90,000 | 90,000 | 90,000 |
| 34941 | | 76,028 | 75,963 | 75,000 | 75,000 | 75,000 | 75,000 |
| 34942 | | - | - | - | 90,000 | 90,000 | 90,000 |
| 34943 | | - | - | - | 20,000 | 20,000 | 20,000 |
| 34944 | | - | - | - | 164,000 | 164,000 | 164,000 |
| 34990 | | 250 | 525 | 1,000 | 2,000 | 2,000 | 2,000 |
| 36175 | | 20,958 | 2,013 | 5,000 | 3,000 | 3,000 | 3,000 |
| 36176 | | 24,819 | 23,250 | 23,000 | 18,000 | 18,000 | 18,000 |
| 36650 | | 10,603 | 3,742 | 1,000 | 800 | 800 | 800 |
| 36710 | | - | 24,195 | 3,000 | - | - | - |
| 36990 | | - | - | 200 | 200 | 200 | 20,711 |
| 40000 | | 1,326,089 | 1,273,757 | 667,403 | 1,375,947 | 1,375,947 | 1,375,947 |
| TOTAL REVENUE | | 2,831,156 | 4,688,967 | 2,649,743 | 3,710,292 | 3,710,292 | 3,730,803 |
| <u>EXPENDITURES</u> | | | | | | | |
| PERSONAL SERVICES | | | | | | | |
| SALARIES | | | | | | | |
| 90201 | 1.00 | 68,315 | 66,040 | 72,840 | 75,300 | 75,300 | 75,300 |
| 90202 | 1.00 | 49,238 | 47,729 | 52,434 | 47,311 | 47,311 | 47,311 |
| 90203 | 1.00 | - | - | - | 40,207 | 40,207 | 53,609 |
| 90301 | 13.00 | 308,498 | 299,914 | 390,123 | 416,655 | 416,655 | 416,655 |
| 90303 | 3.00 | 90,459 | 95,562 | 103,060 | 95,162 | 95,162 | 95,162 |
| 90401 | | 52,032 | 85,637 | 68,400 | 68,400 | 68,400 | 68,400 |
| 90501 | | 34,322 | 32,072 | 30,000 | 30,000 | 30,000 | 30,000 |
| 90504 | | 2,694 | - | 3,000 | 3,000 | 3,000 | 3,000 |
| 19.00 | | 605,558 | 626,954 | 719,857 | 776,035 | 776,035 | 789,437 |
| TOTAL SALARIES | | 605,558 | 626,954 | 719,857 | 776,035 | 776,035 | 789,437 |

LINCOLN COUNTY, OREGON
ANNUAL BUDGET
FY 2011-12

LINCOLN COUNTY TRANSPORTATION DISTRICT (204)
TRANSIT ADMINISTRATION (115)

| OBJECT | # FTE* | 2008-09 ACTUAL | 2009-10 ACTUAL | 2010-11 BUDGET | 2011-12 PROPOSED BUDGET | 2011-12 APPROVED BUDGET | 2011-12 ADOPTED BUDGET |
|----------------------|------------------------------|-------------------|-------------------|-------------------|-------------------------------|-------------------------------|------------------------------|
| BENEFITS & BURDENS | | | | | | | |
| 90801 | FICA | 44,524 | 46,000 | 55,069 | 59,367 | 59,367 | 60,392 |
| 90802 | 401(K) RETIREMENT | 60,748 | 59,295 | 71,660 | 77,840 | 77,840 | 79,314 |
| 90804 | HEALTH INSURANCE | 134,600 | 144,473 | 223,779 | 277,425 | 277,425 | 281,124 |
| 90805 | DENTAL INSURANCE | 14,852 | 15,716 | 23,540 | 28,350 | 28,350 | 28,728 |
| 90806 | LIFE INSURANCE | 869 | 877 | 1,224 | 1,350 | 1,350 | 1,368 |
| 90807 | LTD INSURANCE | 2,184 | 2,241 | 2,397 | 2,644 | 2,644 | 2,679 |
| 90808 | WORKER'S COMPENSATION | 29,466 | 29,204 | 23,734 | 30,585 | 30,585 | 30,752 |
| 90809 | UNEMPLOYMENT | 5,555 | 6,450 | 14,397 | 15,521 | 15,521 | 15,789 |
| 90810 | PEHP | 1,040 | 1,380 | 1,380 | 1,515 | 1,515 | 1,560 |
| | TOTAL BENEFITS & BURDENS | 293,838 | 305,636 | 417,180 | 494,597 | 494,597 | 501,706 |
| | TOTAL PERSONAL SERVICES | 899,396 | 932,590 | 1,137,037 | 1,270,632 | 1,270,632 | 1,291,143 |
| MATERIALS & SERVICES | | | | | | | |
| 91101 | TRAVEL REIMBURSEMENT | 3,431 | 4,521 | 3,500 | 5,000 | 5,000 | 5,000 |
| 91102 | MOTOR POOL | 322,305 | 319,820 | 228,200 | 273,000 | 273,000 | 273,000 |
| 91201 | MEALS & LODGING | 916 | 666 | 3,000 | 3,500 | 3,500 | 3,500 |
| 91401 | TELEPHONE | 2,654 | 3,582 | 4,000 | 4,000 | 4,000 | 4,000 |
| 91501 | POSTAGE | 285 | 240 | 600 | 500 | 500 | 500 |
| 91601 | PRINTING & PUBLICATIONS | 3,376 | 2,244 | 12,000 | 10,000 | 10,000 | 10,000 |
| 92101 | EQUIPMENT REPAIR | 120 | - | 500 | 500 | 500 | 500 |
| 92801 | PROFESSIONAL SERVICES | 9 | 3 | - | 500 | 500 | 500 |
| 92802 | PROFESSIONAL CONFERENCE | - | - | 1,000 | 1,000 | 1,000 | 1,000 |
| 92803 | ACCOUNTANTS/AUDIT | 2,200 | 3,821 | 3,500 | 4,200 | 4,200 | 4,200 |
| 92807 | DOCTORS/EXAMS | 1,175 | 1,365 | 3,000 | 2,500 | 2,500 | 2,500 |
| 92901 | MEMBERSHIP FEES & DUES | 2,115 | 1,500 | 2,500 | 2,200 | 2,200 | 2,200 |
| 93301 | MAINTENANCE AGREEMENTS | 3,000 | 3,000 | 3,000 | 4,000 | 4,000 | 4,000 |
| 93901 | CONTRACTUAL SERVICES | 14,285 | 53,645 | 20,000 | 150,000 | 150,000 | 150,000 |
| 94101 | OFFICE SUPPLIES | 190 | 151 | 1,500 | 1,500 | 1,500 | 1,500 |
| 94102 | FURNITURE & EQUIP. UNDER | 3,865 | 36,945 | 30,000 | 80,000 | 80,000 | 80,000 |
| 94201 | PRINT SHOP | 1,369 | 1,667 | 2,500 | 2,500 | 2,500 | 2,500 |
| 95102 | MEDICAL SUPPLIES | - | 170 | 500 | 500 | 500 | 500 |
| 95202 | CONTINUING EDUCATION | 505 | 298 | 2,000 | 2,000 | 2,000 | 2,000 |
| 95901 | OTHER SUPPLIES | 1,593 | 4,389 | 20,000 | 20,000 | 20,000 | 20,000 |
| 95909 | ODOT FLEX FUNDS | - | - | - | 150,000 | 150,000 | 150,000 |
| 96301 | PROPERTY/LIABILITY INSURANCE | - | - | - | 1,800 | 1,800 | 1,800 |
| 96302 | VEHICLE INSURANCE | 11,850 | 15,140 | 20,530 | 18,334 | 18,334 | 18,334 |
| 96601 | RENTALS OF SPACE | 2,400 | 2,400 | 2,400 | 2,400 | 2,400 | 2,400 |
| 96901 | ROAD BILLABLE COSTS | - | 382 | 3,000 | 3,000 | 3,000 | 3,000 |
| 96902 | GEN FUND INDIRECT COSTS | 144,726 | 134,274 | 130,000 | 250,000 | 250,000 | 250,000 |
| | TOTAL MATERIALS & SERVICES | 522,369 | 590,223 | 497,230 | 992,934 | 992,934 | 992,934 |
| CAPITAL OUTLAY | | | | | | | |

LINCOLN COUNTY, OREGON
ANNUAL BUDGET
FY 2011-12

LINCOLN COUNTY TRANSPORTATION DISTRICT (204)
TRANSIT ADMINISTRATION (115)

| OBJECT | # FTE* | 2008-09 | 2009-10 | 2010-11 | 2011-12 | 2011-12 | 2011-12 |
|--------|------------------------|-----------|-----------|-----------|-----------------|-----------------|----------------|
| | | ACTUAL | ACTUAL | BUDGET | PROPOSED BUDGET | APPROVED BUDGET | ADOPTED BUDGET |
| 98101 | FURNITURE & FIXTURES | - | - | 234,096 | 334,799 | 334,799 | 334,799 |
| 98301 | MOTOR VEHICLES | 9,094 | 935,872 | - | 70,000 | 70,000 | 70,000 |
| 98305 | FEDERAL EARMARK | 126,561 | 822,228 | 100,000 | - | - | - |
| 98306 | RADIO SYSTEM UPGRADE | - | 90,892 | 100,583 | - | - | - |
| | TOTAL CAPITAL OUTLAY | 135,655 | 1,848,992 | 434,679 | 404,799 | 404,799 | 404,799 |
| | ENDING BALANCE | | | | | | |
| 99501 | OPERATING CONTINGENCY | - | - | 250,000 | 300,000 | 300,000 | 300,000 |
| 99601 | RESERVE FOR FUTURE EXP | - | - | 330,797 | 478,939 | 478,939 | 478,939 |
| 99603 | COMPENSATED ABSENCES | - | - | - | 262,988 | 262,988 | 262,988 |
| | TOTAL ENDING BALANCE | - | - | 580,797 | 1,041,927 | 1,041,927 | 1,041,927 |
| | TOTAL EXPENDITURES | 1,557,420 | 3,371,805 | 2,649,743 | 3,710,292 | 3,710,292 | 3,730,803 |

LINCOLN COUNTY, OREGON
ANNUAL BUDGET
FY 2011-12

| LINCOLN COUNTY TRANSPORTATION DISTRICT (204) SPECIAL TRANSIT GRANT (116) | | | | | | | |
|---|----------------------------|---------|---------|---------|--------------------|--------------------|-------------------|
| OBJECT | | 2008-09 | 2009-10 | 2010-11 | 2011-12 | 2011-12 | 2011-12 |
| | | ACTUAL | ACTUAL | BUDGET | PROPOSED BUDGET | APPROVED BUDGET | ADOPTED BUDGET |
| <u>REVENUE</u> | | | | | | | |
| 33760 | STATE GRANT | 14,600 | 8,000 | 10,000 | 9,000 | 9,000 | 9,000 |
| | TOTAL REVENUE | 14,600 | 8,000 | 10,000 | 9,000 | 9,000 | 9,000 |
| <u>EXPENDITURES</u> | | | | | | | |
| MATERIALS & SERVICES | | | | | | | |
| 93810 | SENIOR SERVICES | 3,000 | 3,000 | 3,000 | 3,000 | 3,000 | 3,000 |
| 93814 | SENIOR COMPANION PROGRAM | 9,600 | - | 5,000 | 4,000 | 4,000 | 4,000 |
| 94101 | OFFICE SUPPLIES | 1,977 | 1,984 | 2,000 | 2,000 | 2,000 | 2,000 |
| | TOTAL MATERIALS & SERVICES | 14,577 | 4,984 | 10,000 | 9,000 | 9,000 | 9,000 |
| | TOTAL EXPENDITURES | 14,577 | 4,984 | 10,000 | 9,000 | 9,000 | 9,000 |



LINCOLN COUNTY SOLID WASTE DISPOSAL SERVICE DISTRICT

BUDGET MESSAGE FOR FISCAL YEAR 2011-12

The FY 2011-12 proposed budget for the Lincoln County Solid Waste Disposal Service District (District), formed in accordance with ORS Chapter 451 County Service Districts, was prepared in conformity with ORS Chapter 294, Local Budget Law. This budget is balanced between its revenue and expenditures as prescribed by those State statutes.

The District budget is organized on one general operating fund containing personal services, materials and services, capital outlay, and contingency. The fund is budgeted and accounted for on the modified accrual basis of accounting. Revenues are recorded at the time they become measurable and available to finance expenditures of the current period, and expenditures are recorded at the time liabilities are incurred. Funding for the District is primarily from a \$4/ton surcharge on Lincoln County waste disposed at the Coffin Butte landfill.

In preparing the fiscal year 2011-12 budget, the District has, as in previous years, separated services into two budgetary departments: 1) Department 810 (Level 1 Services), provides for general district programs; and, 2) Department 809 (Level 2 Services), enables increased forest enforcement activities and is funded as a cooperative public/private effort through the District and the Association of Concerned Landowners.

The District's functions are to coordinate solid waste management planning throughout the County, to implement waste reduction, to foster recycling education and promotion programs, and to coordinate illegal dumping enforcement, prevention and cleanup activities.

The Level 1 Services budget includes a scheduled step increase (2%) for personal services in keeping with County-wide management decisions. A program for sustainability education, events, and projects is included in this budget proposal. The program shifts the Solid Waste Manager's activities to focus approximately 25% of his time on the program, leaving 75% for the on-going solid waste management activities. Level 1 Services funding is provided through the tonnage surcharge and other miscellaneous charges for services.

Level 2 Services include the contractual agreement between the District and the Lincoln County Sheriff's Department for a full time deputy assigned to rural/forest enforcement duty. This deputy is responsible for forest patrol and investigations on public and private lands, as well as assistance with supervision of clean-up crews and community education related to illegal dumping. Level 2 Services continue to be funded by a split between District funds and dues assessed members of the Association of Concerned

Landowners of Lincoln County. This Association includes timber companies, public agencies responsible for forest management, and small woodland landowners. This fiscal year includes a grant for \$20,000 from the Oregon Department of Fish & Wildlife for the rural/forest enforcement activity. This will enable the District to continue support for forest trash prevention and cleanup. Approximately \$10,000 of this grant will be reserved for future years. .

Janice Riessbeck
Budget Officer

LINCOLN COUNTY SOLID WASTE SERVICE DISTRICT

A COMMUNITY SERVICES PROGRAM

(FUND 210)

OBJECTIVE: The Solid Waste District (SWD) is a countywide service district governed by a Board of Directors comprised of the County Board of Commissioners (BOC). An advisory committee serves as the District's coordinating body. Its twelve members represent the County, each city, private businesses and citizens.

The District's primary functions are: to coordinate solid waste management planning throughout the County, to implement reuse, recycling and waste reduction education programs, and to coordinate illegal dumping enforcement, prevention and cleanup activities. Current programs include the implementation of waste prevention and recycling programs mandated by state law, the development and coordination of new waste prevention, reuse, recycling, and disposal activities, and expanded educational efforts at all levels of the Oregon Waste Hierarchy.

Last fiscal year included a new budget strategy along with some redirection of priorities that continues with this budget. Trash collection rates have declined 25% over the last several fiscal years due in part to a slowed economy and in part to increased recycling. It is likely that some reduced level of user fee funding associated with reduced trash collection will continue into the future. The impact of the slowed economy also results in new restrictions on how much support the Association of Concerned Landowners can continue to provide to support forest trash dumping enforcement and cleanup. As a result, alternative funding sources along with new activities must be considered. Such activity began in January 2008 when the BOC identified the Solid Waste District Program Manager as the newly created County Sustainability Coordinator. To date the time and other resources necessary to lead a sustainability effort with assistance from a 15-member Sustainability Action Committee has not been directly funded.

The addition of sustainability responsibilities to a County Debris Management Plan in December 2008, under the federally recognized Debris Management Plan, the SWD Program Manager coordinates the preparation, execution and follow-up for dealing with the debris that is generated during disasters such as major winter storms. This responsibility includes participation in the Emergency Operation Center during such events and coordination with the County Sheriff, County Road Department and local transfer station companies.

REVENUE AND EXPENDITURE SUMMARY

| | Actual <u>2008-09</u> | Actual <u>2009-10</u> | Budgeted <u>2010-2011</u> | Proposed <u>2011-12</u> | Approved <u>2011-12</u> | Adopted <u>2011-12</u> |
|---------------------------------------|--------------------------|--------------------------|------------------------------|----------------------------|----------------------------|---------------------------|
| Total Revenues | 411,284 | 404,169 | 418,308 | 322,625 | 322,625 | 322,625 |
| Total Personal Services | 100,573 | 96,905 | 100,336 | 104,210 | 104,210 | 104,210 |
| Total Materials & Services | 140,551 | 175,969 | 263,367 | 174,963 | 174,963 | 174,963 |
| Total Capital Outlay | 0 | 12,000 | 12,000 | 12,000 | 12,000 | 12,000 |
| Contingency | 0 | 39,448 | 42,605 | 26,091 | 26,091 | 26,091 |
| Unapprop/Ending Balance | 170,158 | 79,847 | 0 | 5,361 | 5,361 | 5,361 |
| Total Expenditures | 411,282 | 404,169 | 418,308 | 322,625 | 322,625 | 322,625 |
| Full-Time Positions | 1.50 | 1.50 | 1.50 | 1.00 | 1.00 | 1.00 |

BUDGET NOTE: Beginning with FY 2003-2004, funding for the District through a \$4/ton surcharge on Lincoln County waste disposed at the Coffin Butte landfill replaced membership dues assessed each city and the County. The Forest Enforcement department continues to be funded by a 50/50 split between District funds and dues assessed members of the Association of Concerned Landowners of Lincoln County.

LINCOLN COUNTY, OREGON
ANNUAL BUDGET
FY 2011-12

LINCOLN COUNTY SOLID WASTE DISTRICT (210)
SUMMARY

| DEPT | # FTE* | | 2008-09 ACTUAL | 2009-10 ACTUAL | 2010-11 BUDGET | 2011-12 PROPOSED BUDGET | 2011-12 APPROVED BUDGET | 2011-12 ADOPTED BUDGET |
|--|--------|----------------------|-------------------|-------------------|-------------------|-------------------------------|-------------------------------|------------------------------|
| 809 | | FOREST ENFORCEMENT | 95,609 | 92,736 | 97,000 | 107,335 | 107,335 | 107,335 |
| 810 | 1.00 | SOLID WASTE DISTRICT | 145,515 | 180,135 | 321,308 | 215,290 | 215,290 | 215,290 |
| TOTAL SOLID WASTE DISTRICT EXPENDITURES | | | 241,124 | 272,871 | 418,308 | 322,625 | 322,625 | 322,625 |
| <u>SOLID WASTE DISTRICT FUND BY CATEGORY</u> | | | | | | | | |
| TOTAL REVENUE | | | 411,284 | 414,168 | 418,308 | 322,625 | 322,625 | 322,625 |
| EXPENDITURES: | | | | | | | | |
| PERSONAL SERVICES | | | 100,573 | 96,905 | 100,336 | 103,840 | 103,840 | 103,840 |
| MATERIALS & SERVICES | | | 140,551 | 175,966 | 263,367 | 174,963 | 174,963 | 174,963 |
| CAPITAL OUTLAY | | | - | - | 12,000 | 12,000 | 12,000 | 12,000 |
| CONTINGENCY | | | - | - | 42,605 | 26,461 | 26,461 | 26,461 |
| RESERVE FOR COMPENSATED ABSENCES | | | - | - | - | 5,361 | 5,361 | 5,361 |
| TOTAL APPROPRIATIONS | | | 241,124 | 272,871 | 418,308 | 322,625 | 322,625 | 322,625 |
| ENDING BALANCE | | | 170,160 | 141,297 | - | - | - | - |

*Does not include "Temporary Employees"

LINCOLN COUNTY, OREGON
ANNUAL BUDGET
FY 2011-12

SOLID WASTE DISTRICT FUND (210)
FOREST ENFORCEMENT (809)

| OBJECT | 2008-09 | 2009-10 | 2010-11 | 2011-12 | 2011-12 | 2011-12 |
|-----------------------------------|---------|---------|---------|-----------------|-----------------|----------------|
| | ACTUAL | ACTUAL | BUDGET | PROPOSED BUDGET | APPROVED BUDGET | ADOPTED BUDGET |
| <u>REVENUE</u> | | | | | | |
| 33150 STATE GRANT FOR FOREST ENF. | 20,000 | 20,000 | 20,000 | 20,000 | 20,000 | 20,000 |
| 34900 USER FEES | 39,430 | 29,681 | 27,000 | 36,335 | 36,335 | 36,335 |
| 34990 ASSOC. LANDOWNERS | 40,637 | 40,314 | 40,000 | 40,000 | 40,000 | 40,000 |
| 35220 FINES | 70 | 1,359 | - | 1,000 | 1,000 | 1,000 |
| 40000 FUND BALANCE | - | 10,000 | 10,000 | 10,000 | 10,000 | 10,000 |
| TOTAL REVENUE | 100,137 | 101,354 | 97,000 | 107,335 | 107,335 | 107,335 |
| <u>EXPENDITURES</u> | | | | | | |
| MATERIALS & SERVICES | | | | | | |
| 93901 CONTRACTUAL SERVICES | 92,763 | 91,939 | 95,500 | 105,835 | 105,835 | 105,835 |
| 93902 TOWING | - | - | 1,000 | 500 | 500 | 500 |
| 94901 GROUNDS & ROADWAYS | 477 | 797 | - | 500 | 500 | 500 |
| 95901 OTHER SUPPLIES | 2,365 | - | 500 | 500 | 500 | 500 |
| 96901 ROAD BILLABLE COSTS | 4 | - | - | - | - | - |
| TOTAL MATERIALS & SERVICES | 95,609 | 92,736 | 97,000 | 107,335 | 107,335 | 107,335 |
| TOTAL EXPENDITURES | 95,609 | 92,736 | 97,000 | 107,335 | 107,335 | 107,335 |

LINCOLN COUNTY, OREGON
ANNUAL BUDGET
FY 2011-12

| | | SOLID WASTE DISTRICT FUND (210) DISTRICT OPERATIONS DEPARTMENT (810) | | | | | |
|--------------------------|-------|---|-------------------|-------------------|-------------------------------|-------------------------------|------------------------------|
| OBJECT | # FTE | 2008-09 ACTUAL | 2009-10 ACTUAL | 2010-11 BUDGET | 2011-12 PROPOSED BUDGET | 2011-12 APPROVED BUDGET | 2011-12 ADOPTED BUDGET |
| <u>REVENUE</u> | | | | | | | |
| 34180 | | 3,615 | 4,346 | 4,620 | 4,200 | 4,200 | 4,200 |
| 34190 | | 5,867 | 6,519 | 8,000 | 1,000 | 1,000 | 1,000 |
| 34900 | | 128,544 | 162,908 | 126,000 | 113,665 | 113,665 | 113,665 |
| 34901 | | - | - | 65,500 | - | - | - |
| 34990 | | 18,528 | (37,056) | - | - | - | - |
| 36175 | | 3,097 | 691 | 700 | 500 | 500 | 500 |
| 36990 | | 988 | 5,248 | 7,040 | 1,000 | 1,000 | 1,000 |
| 40000 | | 150,508 | 170,158 | 109,448 | 94,925 | 94,925 | 94,925 |
| TOTAL REVENUE | | 311,147 | 312,814 | 321,308 | 215,290 | 215,290 | 215,290 |
| <u>EXPENDITURES</u> | | | | | | | |
| PERSONAL SERVICES | | | | | | | |
| SALARIES | | | | | | | |
| 90201 | 1.00 | 56,205 | 54,483 | 59,872 | 64,159 | 64,159 | 64,159 |
| 90302 | - | 14,579 | 14,000 | 5,000 | - | - | - |
| 90401 | | - | - | - | 4,000 | 4,000 | 4,000 |
| TOTAL SALARIES | | 70,784 | 68,483 | 64,872 | 68,159 | 68,159 | 68,159 |
| BENEFITS & BURDENS | | | | | | | |
| 90801 | | 5,236 | 5,044 | 5,712 | 5,214 | 5,214 | 5,214 |
| 90802 | | 7,786 | 7,533 | 8,214 | 7,058 | 7,058 | 7,058 |
| 90804 | | 11,169 | 12,289 | 13,245 | 15,180 | 15,180 | 15,180 |
| 90805 | | 1,231 | 1,343 | 1,400 | 1,440 | 1,440 | 1,440 |
| 90806 | | 115 | 112 | 144 | 72 | 72 | 72 |
| 90807 | | 249 | 247 | 282 | 141 | 141 | 141 |
| 90808 | | 3,164 | 945 | 4,794 | 5,033 | 5,033 | 5,033 |
| 90809 | | 659 | 729 | 1,493 | 1,363 | 1,363 | 1,363 |
| 90810 | | 180 | 180 | 180 | 180 | 180 | 180 |
| TOTAL BENEFITS & BURDENS | | 29,789 | 28,422 | 35,464 | 35,681 | 35,681 | 35,681 |
| TOTAL PERSONAL SERVICES | | 100,573 | 96,905 | 100,336 | 103,840 | 103,840 | 103,840 |
| MATERIALS & SERVICES | | | | | | | |
| 91101 | | 2,426 | 1,717 | 3,000 | 3,000 | 3,000 | 3,000 |
| 91102 | | 433 | - | 2,000 | 500 | 500 | 500 |
| 91201 | | 761 | - | 500 | 500 | 500 | 500 |
| 91401 | | 1,487 | 1,364 | 1,700 | 1,000 | 1,000 | 1,000 |
| 91501 | | 38 | 682 | 500 | 500 | 500 | 500 |
| 91601 | | 72 | - | 1,000 | 500 | 500 | 500 |
| 91603 | | 6,067 | 7,529 | 4,000 | 4,000 | 4,000 | 4,000 |
| 92901 | | 690 | 352 | 500 | 500 | 500 | 500 |
| 93901 | | 5,204 | 5,925 | 30,650 | - | - | - |

LINCOLN COUNTY, OREGON
ANNUAL BUDGET
FY 2011-12

| | | SOLID WASTE DISTRICT FUND (210) DISTRICT OPERATIONS DEPARTMENT (810) | | | | | |
|--------|----------------------------|---|-------------------|-------------------|-------------------------------|-------------------------------|------------------------------|
| OBJECT | # FTE | 2008-09 ACTUAL | 2009-10 ACTUAL | 2010-11 BUDGET | 2011-12 PROPOSED BUDGET | 2011-12 APPROVED BUDGET | 2011-12 ADOPTED BUDGET |
| 93902 | HAZARDOUS WASTE MANAGEME | - | 29,064 | 43,014 | 30,000 | 30,000 | 30,000 |
| 94101 | OFFICE SUPPLIES | 681 | 205 | 600 | 250 | 250 | 250 |
| 94102 | FURNITURE & EQUIP. UNDER | 3,514 | 1,774 | 7,000 | 1,400 | 1,400 | 1,400 |
| 94103 | OPERATING SUPPLIES | 241 | - | 1,700 | 500 | 500 | 500 |
| 94105 | OFFICE SOFTWARE | - | 745 | 3,000 | 800 | 800 | 800 |
| 94201 | PRINT SHOP | 493 | 34 | 250 | 250 | 250 | 250 |
| 94210 | COPIES | 159 | 353 | 500 | 250 | 250 | 250 |
| 95201 | EDUCATION & LIBRARY | 190 | 303 | 300 | 150 | 150 | 150 |
| 95202 | CONTINUING EDUCATION | 1,122 | 60 | 1,000 | 2,400 | 2,400 | 2,400 |
| 95901 | OTHER SUPPLIES | 88 | 384 | 3,500 | 500 | 500 | 500 |
| 95902 | COMPOST BINS | 4,573 | 9,873 | 7,070 | 6,500 | 6,500 | 6,500 |
| 95903 | LATEX PAINT SUPPLIES | 4,989 | 3,405 | 8,000 | - | - | - |
| 95908 | SPECIAL PROJECTS | 4,890 | 2,744 | 21,000 | 5,000 | 5,000 | 5,000 |
| 95909 | STIMULUS | - | - | 18,000 | - | - | - |
| 96301 | PROPERTY/LIABILITY INSUR | - | - | - | 302 | 302 | 302 |
| 96601 | RENTALS OF SPACE | 2,400 | 2,400 | 2,550 | 2,550 | 2,550 | 2,550 |
| 96901 | ROAD BILLABLE COSTS | 1,524 | 346 | 1,500 | - | - | - |
| 96902 | GENERAL FUND INDIRECT CO | 2,900 | 13,971 | 3,533 | 6,276 | 6,276 | 6,276 |
| | TOTAL MATERIALS & SERVICES | 44,942 | 83,230 | 166,367 | 67,628 | 67,628 | 67,628 |
| | CAPITAL OUTLAY | | | | | | |
| 98202 | COMPUTER EQUIPMENT | - | - | - | - | - | - |
| 98901 | EQUIPMENT / OTHER | - | - | 12,000 | 12,000 | 12,000 | 12,000 |
| | TOTAL CAPITAL OUTLAY | - | - | 12,000 | 12,000 | 12,000 | 12,000 |
| | ENDING BALANCE | | | | | | |
| 99501 | CONTINGENCY | - | - | 42,605 | 26,461 | 26,461 | 26,461 |
| 99603 | COMPENSATED ABSENCES | - | - | - | 5,361 | 5,361 | 5,361 |
| | TOTAL ENDING BALANCES | - | - | 42,605 | 31,822 | 31,822 | 31,822 |
| | TOTAL EXPENDITURES | 145,515 | 180,135 | 321,308 | 215,290 | 215,290 | 215,290 |

Budget Message
Lincoln County Extension Service District
Fiscal Year 2011-2012

This budget document for 2011-2012, in compliance with ORS 241-391, is hereby submitted to the budget committee in accordance with the direction of the Board of Directors, the Extension Advisory Council and the OSU Fiscal Department.

The revenues for the District come from a tax base passed November 8, 1988 of \$115,265. With the passage of Ballot Measure 50 in 1997, the tax base was converted to a rate system, and the tax base was declared null and void. The Lincoln County Extension Service District rate per thousand is .0451. Additional funding comes from OSU service fees, sales of publications and grants.

Extension Service District Fund

Resources

Over the last five years, we have made significant savings in many areas; reducing expenditures and increasing efficiencies on several budget items. The accrued savings will provide us with an extra \$110,000 that will go towards the proposed new building for the Extension Service District. Taxes are expected to contribute \$220,000 for general operating budget for the coming year. We anticipate \$180,000 from grants and contracts to be received in the next fiscal year.

Personal Services

Personal Services will provide for support staff at a total of 3.0 FTE similar to last year's budget. We experienced savings in Personal Services costs in fiscal year 2010-11 due to furlough days and salary freeze. We have provided some adjustments for expected step increases for fiscal year 2011-2012 in anticipation of lifting of the salary freeze and furlough days for classified employees. The other payroll expenses (OPE) figure is the benefit costs for all personnel. The total budget for all support staff and program assistants including OPE is \$188,398.

In anticipation for additional grants to support program development and delivery, we have budgeted salary and OPE for these grants at \$150,000 for fiscal year 2011-2012. This brings the total for Personal Services to \$338,398.

Materials and Services

The materials and services budget represents our best estimate of the costs for next year. The district has made substantial savings over the last year in materials and services by becoming efficient and reducing redundant services. These savings are being put to use, in part, towards acquisition of a new building for the district. In anticipation of a 01/01/2012 move-in to the new building, we have budgeted \$21,000 for rent for the first half of fiscal year 2011-2012 at our current location. We anticipate financing the new building with a FlexLease loan from the Service District Association of Oregon in the amount of \$750,000, of which the first year debt service is anticipated to be \$65,000 for fiscal year 2011-2012. Our total materials and services budget for operations is \$200,870. Materials and services for grants is \$30,000 resulting in a total of \$230,870.

Capital Outlay & Capital Expenditures

We have budgeted \$760,000 for possible capital expenditures during the year which includes paying contractors for the new building and other capital outlay expenditures.

The Contingency Fund is budgeted at \$66,176 or 17% of non-grant funded expenditures. The Unappropriated Ending Fund Balance is estimated to be \$0.00. The total proposed budget is \$1,395,444.

Consideration is given to all items to provide education and facilitate quality programs within the scope of ORS 294.305 to 294.565.

The District uses the modified accrual accounting system in compliance with the method used for the OSU Extension Service.

**OSU EXTENSION SERVICE DISTRICT
RESOURCES
General Fund**

**FORM
LB-20**

Lincoln County Extension Service District

| | Historical Data | | | RESOURCE DESCRIPTION | Proposed By Budget Officer | Approved By Budget Committee | Adopted By Governing Body |
|----|------------------------------------|-----------------------------------|--|--|-------------------------------|---------------------------------|------------------------------|
| | Actual | | Adopted Budget This Year 2010-2011 | | | | |
| | Second Preceding Year 2008-2009 | First Preceding Year 2009-2010 | | | | | |
| | | | | Beginning Fund Balance: | | | |
| 1 | | | | Available cash on hand* (cash basis) or | | | |
| 2 | | | | Net working capital (accrual basis) | | | |
| 3 | | | | Previously levied taxes estimated to be received | | | |
| 4 | | | | Interest | | | |
| 5 | | | | OTHER RESOURCES | | | |
| 6 | | | | | | | |
| 7 | 83079 | 80000 | 52483 | Beginning Fund Balance: OSU | 38440 | | |
| 8 | 84000 | 68000 | 80840 | Beginning Fund Balance: County | 190804 | | |
| 9 | 224314 | 226916 | 228290 | Current Year Taxes | 220000 | | |
| 10 | 5500 | 3400 | 3000 | Previous Year Taxes | 3000 | | |
| 11 | 1500 | 750 | 750 | Forestry | 1000 | | |
| 12 | 6100 | 6000 | 8015 | OSU Services (copies, etc) | 7300 | | |
| 13 | 5652 | 1200 | 500 | Interest | 500 | | |
| 14 | 3100 | 2500 | 2500 | Sales and services (pubs, etc) | 3300 | | |
| 15 | 1000 | 500 | 1000 | Grants F & A | 1100 | | |
| 16 | | | | | | | |
| 17 | | | | Loan Proceeds (New Building) | 750000 | | |
| 18 | | | | | | | |
| 19 | | | | | | | |
| 20 | | | | | | | |
| 21 | 257000 | 105000 | 135000 | Other Grants | 180000 | | |
| 22 | | | | | | | |
| 23 | | | | | | | |
| 24 | | | | | | | |
| 25 | | | | | | | |
| 26 | | | | | | | |
| 27 | | | | | | | |
| 28 | | | | | | | |
| 29 | 671245 | 494266 | 512378 | Total resources, except taxes to be levied | 1175444 | | |
| 30 | | | | Taxes estimated to be received | 220000 | | |
| 31 | | | | Taxes collected in year levied | | | |
| 32 | 671245 | 494266 | 512378 | TOTAL RESOURCES | 1395444 | | |

*Includes Unappropriated Balance Budgeted Last Year

**FORM
LB-30**

**REQUIREMENTS SUMMARY
BY FUND, ORGANIZATIONAL UNIT OR PROGRAM**

Lincoln County Extension Service District
General Fund

| | Historical Data | | | Adopted Budget This Year 2010-2011 | EXPENDITURE DESCRIPTION | Budget For Next Year 2011-2012 | | |
|----|------------------------------------|-----------------------------------|-------------------------------|--|--|---------------------------------|------------------------------|----|
| | Actual | | Proposed By Budget Officer | | | Approved By Budget Committee | Adopted By Governing Body | |
| | Second Preceding Year 2008-2009 | First Preceding Year 2009-2010 | | | | | | |
| 1 | 167000 | 170213 | 173393 | 188398 | PERSONAL SERVICES | | | 1 |
| 2 | | | | | Support Personnel and OPE | | | 2 |
| 3 | 215000 | 89000 | 102000 | 150000 | Grant Personnel and OPE | | | 3 |
| 4 | | | | | | | | 4 |
| 5 | | | | | | | | 5 |
| 6 | | | | | | | | 6 |
| 7 | 382000 | 259213 | 275393 | 338398 | TOTAL PERSONAL SERVICES | | | 7 |
| 8 | | | | | MATERIALS AND SERVICES | | | |
| 8 | | | | | | | | 8 |
| 9 | 158850 | 128850 | 140605 | 200870 | Support Materials and Services | | | 9 |
| 10 | | | | | | | | 10 |
| 11 | 65000 | 16000 | 33000 | 30000 | Grant Materials and Services | | | 11 |
| 12 | | | | | | | | 12 |
| 13 | | | | | | | | 13 |
| 14 | 144850 | 144850 | 173605 | 230870 | TOTAL MATERIALS AND SERVICES | | | 14 |
| 15 | | | | | CAPITAL OUTLAY | | | |
| 15 | | | | | | | | 15 |
| 16 | 10000 | 10000 | 10000 | 10000 | Capital Outlay | | | 16 |
| 17 | | | | | | | | 17 |
| 18 | | | | | | | | 18 |
| 19 | | | | | | | | 19 |
| 20 | | | | | | | | 20 |
| 21 | 10000 | 10000 | 10000 | 10000 | TOTAL CAPITAL OUTLAY | | | 21 |
| 22 | | | | | TRANSFERRED TO OTHER FUNDS | | | |
| 22 | | | | | | | | 22 |
| 23 | | | | 750000 | Capital Expenditure (New Building) | | | 23 |
| 24 | | | | | | | | 24 |
| 25 | 55395 | 80203 | 53380 | 66176 | General Operating Contingency | | | 25 |
| 26 | 55395 | 80203 | | | TOTAL TRANSFERS AND CONTINGENCIES | | | |
| 27 | 592245 | 494266 | 512378 | 1395444 | TOTAL EXPENDITURES | | | 27 |
| 28 | 0 | 0 | 0 | 0 | UNAPPROPRIATED ENDING FUND BALANCE | | | 28 |
| 29 | 592245 | 494266 | 512378 | 1395444 | TOTAL | | | 29 |

DETAILED EXPENDITURES

Lincoln County Extension Service District
General Fund

| Historical Data | | | EXPENDITURE DESCRIPTION | Number of Employees | Range* | Budget For Next Year 2011-2012 | | |
|---------------------------------|--------------------------------|------------------------------------|--|---------------------|--------|---------------------------------------|------------------------------|---------------------------|
| Actual | | Adopted Budget This Year 2010-2011 | | | | Proposed by Budget Officer | Approved by Budget Committee | Adopted by Governing Body |
| Second Preceding Year 2008-2009 | First Preceding Year 2009-2010 | | | | | | | |
| PERSONAL SERVICES | | | | | | | | |
| Support Personnel: | | | | | | | | |
| | | | Accountant | 0.25 | | 21000 | | |
| 17000 | 10096 | 13310 | Office Specialist I | 1.00 | | 34388 | | |
| 35000 | 36125 | 34025 | Office Specialist I | 1.00 | | 30109 | | |
| 25000 | 26260 | 28740 | Program Assistant - 4H | 0.50 | | 21857 | | |
| 17000 | 19012 | 19500 | Part time/Temporary Office Support staff | 0.25 | | 5864 | | |
| 5000 | 5760 | 5220 | Other Personnel Expenses (OPE) | | | 75180 | | |
| 68000 | 72960 | 72598 | | | | | | |
| 167000 | 170213 | 173393 | Total Support Personnel & OPE | 3.00 | | 188398 | | |
| Grant Personnel and OPE: | | | | | | | | |
| 20000 | | | Family Care Director | 1.00 | | | | |
| 40000 | | | Respite / Child Care | 0.75 | | | | |
| 38000 | | | Forest Stewards | 0.50 | | | | |
| | | | 21st Century Coordinator - Taft Elementary | 0.40 | | | | |
| 18000 | 14000 | 12000 | 21st Century Middle School Program Specialist - 2 @ .40 FTE | 0.50 | | | | |
| 9000 | | | 21st Century Middle School Program Specialist - 1 @ 0.40 FTE | 0.40 | | | | |
| 90000 | 75000 | 90000 | Other Grant Personnel | | | 150000 | | |
| 215000 | 89000 | 102000 | Total Grant Personnel & OPE | | | 150000 | | |
| 382000 | 259213 | 275393 | TOTAL PERSONAL SERVICES | | | 338398 | | |
| MATERIALS AND SERVICES | | | | | | | | |
| 18500 | 19600 | 21350 | Telephone & other communications | | | 19721 | | |
| 10000 | 7500 | 8200 | Postage | | | 3500 | | |
| 1500 | 2000 | 2000 | Publications | | | 2000 | | |
| 8000 | 6000 | 8000 | Printing, photo processing and advertising | | | 6000 | | |
| 3600 | 4200 | 4000 | Janitorial | | | 3600 | | |
| 7000 | 10000 | 10015 | General supplies | | | 7500 | | |
| 42000 | 42000 | 42000 | Rent/Debt Servicing | | | 21000 | | |
| | | | Debt Servicing (New Building) | | | 65000 | | |
| 2500 | 3300 | 3500 | Travel and training | | | 4500 | | |
| 2000 | 2000 | 4200 | Contract Labor | | | 2500 | | |
| 2500 | 2500 | 2500 | Minor Equipment | | | 2500 | | |
| 5000 | 5000 | 5000 | Maintenance and Repairs | | | 2000 | | |
| 5000 | 6000 | 5000 | Utilities | | | 5500 | | |
| 3750 | 3750 | 4000 | Master Gardener Seminar and Program | | | 2500 | | |
| 5000 | 5000 | 6000 | 4-H program | | | 4000 | | |
| | | 2840 | Nutrition | | | 2500 | | |
| 35000 | | | Special projects(New Bldg/Furniture/Internet) | | | 35549 | | |
| | | | Sustainable Communities | | | 3000 | | |
| 5000 | 5000 | 6000 | Agriculture | | | 4000 | | |
| 2500 | 5000 | 6000 | Forestry | | | 4000 | | |
| 65000 | 16000 | 33000 | Grants | | | 30000 | | |
| 223850 | 144850 | 173605 | TOTAL MATERIALS AND SERVICES | | | 230870 | | |
| | | | | | | CAPITAL EXPENDITURE (New Bldg) | 750000 | |
| 10000 | 10000 | 10000 | CAPITAL OUTLAY | | | 10000 | | |
| 55395 | 80203 | 52897 | CONTINGENCY | | | 66176 | | |
| 671245 | 494266 | 512378 | TOTAL EXPENDITURES | | | 1395444 | | |
| | | | | | | UNAPPROPRIATED ENDING FUND BALANCE | | |
| 671245 | 494266 | 512378 | TOTAL | | | 1395444 | | |

APPENDIX



LINCOLN COUNTY BUDGETED POSITION HISTORY

| | Range | 2005-06 | 2006-07 | 2007-08 | 2008-09 | 2009-10 | 2010-11 | 2011-12 |
|-----------------------------------|-------|-------------|-------------|-------------|-------------|-------------|-------------|-------------|
| GENERAL GOVERNMENT | | | | | | | | |
| <u>Board of Commissioners</u> | | | | | | | | |
| Commissioners | EB | 3.00 | 3.00 | 3.00 | 3.00 | 3.00 | 3.00 | 3.00 |
| <u>Planning & Development</u> | | | | | | | | |
| Director | 20 | 1.00 | 1.00 | 1.00 | 1.00 | 1.00 | 1.00 | 1.00 |
| Environmental Mgr. | 19 | 1.00 | 1.00 | 1.00 | 1.00 | 1.00 | 1.00 | 0.00 |
| Building Official | 19 | 1.00 | 1.00 | 1.00 | 1.00 | 1.00 | 1.00 | 1.00 |
| Admin. Assistant | 15 | 1.00 | 1.00 | 1.00 | 1.00 | 1.00 | 1.00 | 1.00 |
| Inspector/Sanitarions | 13-16 | 5.00 | 5.00 | 5.00 | 4.00 | 3.60 | 2.00 | 3.00 |
| Planners (all depts.) | 13-16 | 3.00 | 3.00 | 3.00 | 3.00 | 3.00 | 3.00 | 3.00 |
| Permit Spec./Typist | 11 | <u>4.00</u> | <u>4.00</u> | <u>4.00</u> | <u>4.00</u> | <u>3.00</u> | <u>1.00</u> | 1.75 |
| Total Department | | 16.00 | 16.00 | 16.00 | 15.00 | 13.60 | 10.00 | 10.75 |
| <u>Central Administration</u> | | | | | | | | |
| County Counsel | 22 | 1.00 | 1.00 | 1.00 | 1.00 | 1.00 | 1.00 | 1.00 |
| Asst. Counsel | 23 | 1.00 | 1.00 | 1.00 | 1.00 | 1.00 | 1.00 | 1.00 |
| Safety Specialist | 16 | 1.00 | 1.00 | 1.00 | 1.00 | 0.50 | 0.00 | 0.00 |
| Admin. Assts. | 13-15 | <u>3.00</u> | <u>3.00</u> | <u>4.00</u> | <u>4.00</u> | <u>3.50</u> | <u>3.00</u> | <u>3.00</u> |
| Total Department | | 6.00 | 6.00 | 7.00 | 7.00 | 6.00 | 5.00 | 5.00 |
| <u>Finance</u> | | | | | | | | |
| Director | 21 | 1.00 | 1.00 | 1.00 | 1.00 | 1.00 | 1.00 | 1.00 |
| Controller | 17 | 1.00 | 1.00 | 1.00 | 1.00 | 0.00 | 0.00 | 0.00 |
| Asst Finance Director | 18 | 0.00 | 0.00 | 0.00 | 0.00 | 1.00 | 1.00 | 1.00 |
| Senior Analyst | 14 | 1.00 | 0.00 | 0.00 | 0.00 | 0.00 | 0.00 | 0.00 |
| Acct. Analyst | 14 | 1.00 | 1.00 | 1.00 | 1.00 | 1.00 | 1.00 | 1.00 |
| Accounting Specialist | 13 | 1.00 | 1.00 | 1.00 | 1.00 | 1.00 | 1.00 | 1.00 |
| Printshop Tech. | 12 | <u>2.63</u> | <u>2.60</u> | <u>3.00</u> | <u>3.00</u> | <u>2.00</u> | <u>1.00</u> | <u>1.00</u> |
| Total Department | | 6.63 | 6.60 | 7.00 | 7.00 | 6.00 | 5.00 | 5.00 |
| <u>Assessor</u> | | | | | | | | |
| Assessor | EA1 | 1.00 | 1.00 | 1.00 | 1.00 | 1.00 | 1.00 | 1.00 |
| Chief Appraiser | 19 | 1.00 | 1.00 | 1.00 | 1.00 | 1.00 | 1.00 | 1.00 |
| Chief Cartographer | 17 | 1.00 | 1.00 | 1.00 | 1.00 | 1.00 | 1.00 | 1.00 |
| Chief Office Deputy | 18 | 1.00 | 1.00 | 1.00 | 1.00 | 1.00 | 1.00 | 1.00 |
| Assess. Spec. | 10-12 | 8.00 | 8.00 | 8.00 | 8.00 | 8.00 | 7.00 | 5.00 |
| Property Appraisers | 14-16 | 6.00 | 8.00 | 8.00 | 8.00 | 7.00 | 7.00 | 9.00 |
| Cartographer | 12-13 | 2.00 | 2.00 | 2.00 | 2.00 | 2.00 | 2.00 | 2.00 |
| Addressing Specialist | 12 | <u>1.00</u> | <u>1.00</u> | <u>1.00</u> | <u>1.00</u> | <u>1.00</u> | <u>0.00</u> | <u>0.00</u> |
| Total Department | | 21.00 | 23.00 | 23.00 | 23.00 | 22.00 | 20.00 | 20.00 |

LINCOLN COUNTY BUDGETED POSITION HISTORY

| | Range | 2005-06 | 2006-07 | 2007-08 | 2008-09 | 2009-10 | 2010-11 | 2011-12 |
|-----------------------------------|-------|-------------|-------------|-------------|-------------|-------------|-------------|-------------|
| <u>County Clerk</u> | | | | | | | | |
| County Clerk | EA | 1.00 | 1.00 | 1.00 | 1.00 | 1.00 | 1.00 | 1.00 |
| Chief Dep. Co. Clerk | 17 | 1.00 | 1.00 | 1.00 | 1.00 | 0.80 | 1.00 | 1.00 |
| Clerk's Office Specialist | 12 | 1.00 | 1.00 | 1.00 | 0.00 | 0.00 | 0.00 | 0.00 |
| Admin. Asst. | 14 | 1.00 | 1.00 | 1.00 | 1.00 | 0.80 | 1.00 | 1.00 |
| Records Deputy/Spec. | 12 | <u>3.00</u> | <u>3.00</u> | <u>3.00</u> | <u>3.00</u> | <u>2.40</u> | <u>2.00</u> | <u>2.00</u> |
| Total Department | | 7.00 | 7.00 | 7.00 | 6.00 | 5.00 | 5.00 | 5.00 |
| <u>Treasurer/Tax Collector</u> | | | | | | | | |
| Treasurer | EA | 1.00 | 1.00 | 1.00 | 1.00 | 1.00 | 1.00 | 1.00 |
| Dep. Treas./Tax Collect. | 18 | 1.00 | 1.00 | 1.00 | 1.00 | 1.00 | 0.00 | 0.00 |
| Tac and Treasurer Analyst | 16 | 0.00 | 0.00 | 0.00 | 0.00 | 0.00 | 1.00 | 1.00 |
| Revenue Spec. | 13 | 1.00 | 1.00 | 1.00 | 1.00 | 1.00 | 1.00 | 1.00 |
| Tax Deputy | 13 | <u>3.00</u> | <u>3.00</u> | <u>3.00</u> | <u>3.00</u> | <u>2.00</u> | <u>2.00</u> | <u>2.00</u> |
| Total Department | | 6.00 | 6.00 | 6.00 | 6.00 | 5.00 | 5.00 | 5.00 |
| <u>Surveyor (From all Funds)</u> | | | | | | | | |
| Surveyor | EA | 1.00 | 1.00 | 0.80 | 1.00 | 1.00 | 1.00 | 1.00 |
| Deputy Surveyor | 18 | 1.00 | 1.00 | 0.40 | 1.00 | 1.00 | 1.00 | 1.00 |
| Staff Land Surveyor (005) | 14 | 0.00 | 1.00 | 1.00 | 1.00 | 1.00 | 1.00 | 1.00 |
| Survey Tech./Cadastral | 15 | 1.00 | 1.00 | 0.05 | 1.00 | 0.00 | 0.00 | 0.00 |
| Admin. Asst. | 13 | <u>1.00</u> | <u>1.00</u> | <u>0.85</u> | <u>1.00</u> | <u>1.00</u> | <u>1.00</u> | <u>1.00</u> |
| Total Department | | 5.00 | 6.00 | 3.10 | 5.00 | 4.00 | 4.00 | 4.00 |
| <u>County Property Management</u> | | | | | | | | |
| Property Specialist | 15 | 1.00 | 1.00 | 1.00 | 0.80 | 0.80 | 0.80 | 0.80 |
| <u>Information Technology</u> | | | | | | | | |
| Systems Administrator | 18 | 1.00 | 1.00 | 1.00 | 1.00 | 3.00 | 2.00 | 2.00 |
| Director | 21 | 0.00 | 1.00 | 1.00 | 1.00 | 1.00 | 1.00 | 1.00 |
| Network Mgr. | 20 | 0.00 | 0.00 | 1.00 | 1.00 | 1.00 | 1.00 | 1.00 |
| LLIS Mgr. | 16 | 0.00 | 0.00 | 1.00 | 1.00 | 1.00 | 1.00 | 1.00 |
| Support Spec. | 12 | 0.00 | 0.00 | 1.00 | 0.00 | 0.00 | 0.00 | 1.00 |
| Computer Service Tech | 13-15 | <u>2.00</u> | <u>2.00</u> | <u>3.00</u> | <u>3.00</u> | <u>2.00</u> | <u>2.00</u> | <u>1.00</u> |
| Total Department | | 3.00 | 4.00 | 8.00 | 7.00 | 8.00 | 7.00 | 7.00 |
| <u>Personnel</u> | | | | | | | | |
| Director | 20 | 1.00 | 1.00 | 1.00 | 1.00 | 1.00 | 1.00 | 1.00 |
| Personnel Generalist | 15 | 1.38 | 1.38 | 1.00 | 1.00 | 1.00 | 1.00 | 1.00 |
| Personnel Asst. | 12 | <u>1.38</u> | <u>1.38</u> | <u>1.00</u> | <u>1.00</u> | <u>0.50</u> | <u>1.00</u> | <u>1.00</u> |
| Total Department | | 2.38 | 2.38 | 3.00 | 3.00 | 2.50 | 3.00 | 3.00 |

LINCOLN COUNTY BUDGETED POSITION HISTORY

| | Range | 2005-06 | 2006-07 | 2007-08 | 2008-09 | 2009-10 | 2010-11 | 2011-12 |
|---|---------|---------------|---------------|---------------|---------------|---------------|---------------|---------------|
| <u>Facility Maintenance (General Fund)</u> | | | | | | | | |
| Maintenance Supervisor | 18 | 1.00 | 1.00 | 1.00 | 1.00 | 1.00 | 0.00 | 0.00 |
| Crew Supervisor | 16 | 1.00 | 1.00 | 1.00 | 1.00 | 1.00 | 1.00 | 1.00 |
| Parks Worker | | | | | | 0.67 | 0.67 | 0.67 |
| Maintenance Tech. | 10-13 | <u>4.00</u> | <u>4.00</u> | <u>4.00</u> | <u>4.00</u> | <u>2.00</u> | <u>2.00</u> | <u>2.00</u> |
| Total Department | | 6.00 | 6.00 | 6.00 | 6.00 | 4.67 | 3.67 | 3.67 |
| <u>Road Department</u> | | | | | | | | |
| Director | 22 | 1.00 | 1.00 | 1.00 | 1.00 | 1.00 | 1.00 | 1.00 |
| Assistant Roadmaster | 18 | 1.00 | 1.00 | 0.00 | 0.00 | 0.00 | 0.00 | 0.00 |
| Asst. Cty Engr. | 19 | 1.00 | 1.00 | 1.00 | 1.00 | 1.00 | 1.00 | 1.00 |
| Maintenance Supervisor | 19 | 1.00 | 1.00 | 1.00 | 1.00 | 0.00 | 0.00 | 0.00 |
| Project Manager | 11 | 1.00 | 1.00 | 0.00 | 0.00 | 0.00 | 0.00 | 0.00 |
| Engineering Tech. | 11-13 | 3.00 | 3.00 | 1.33 | 1.00 | 1.00 | 1.00 | 1.00 |
| Accounting Clerk | 12 | 1.65 | 1.65 | 1.50 | 2.00 | 2.00 | 2.00 | 2.00 |
| Office Specialist | 11 | 1.00 | 1.00 | 1.00 | 0.00 | 0.00 | 0.00 | 0.00 |
| Maint. Supervisor | 19 | 2.00 | 2.00 | 1.00 | 2.00 | 2.00 | 2.00 | 2.00 |
| Fleet Manager | 18 | 1.00 | 1.00 | 1.00 | 1.00 | 1.00 | 1.00 | 1.00 |
| Mechanic | 432 | 4.00 | 3.00 | 3.00 | 3.00 | 3.00 | 3.00 | 3.00 |
| Inventory Specialist | 11 | 0.00 | 0.00 | 0.00 | 0.80 | 0.80 | 0.80 | 0.80 |
| Bookkeeper | 13 | 1.00 | 1.00 | 1.00 | 0.00 | 0.50 | 1.00 | 0.00 |
| Administrative Assistant | 13 | 1.00 | 1.00 | 0.00 | 0.00 | 0.00 | 0.00 | 0.00 |
| Vegetation Control | 420 | 1.00 | 1.00 | 1.00 | 1.00 | 1.00 | 1.00 | 1.00 |
| Roads Workers | 401-403 | <u>25.10</u> | <u>25.10</u> | <u>17.00</u> | <u>17.00</u> | <u>17.00</u> | <u>17.00</u> | <u>17.00</u> |
| Total Department | | 45.75 | 44.75 | 30.83 | 30.80 | 30.30 | 30.80 | 29.80 |
| TOTAL GENERAL GOVERNMENT | | 131.20 | 135.22 | 120.93 | 119.60 | 110.87 | 102.27 | 102.02 |
| PUBLIC SAFETY | | | | | | | | |
| <u>Community Corrections/Justice Center</u> | | | | | | | | |
| Director | 21 | 1.00 | 1.00 | 1.00 | 1.00 | 1.00 | 1.00 | 0.70 |
| Program Manager | 19 | 1.00 | 0.30 | 0.60 | 1.00 | 0.00 | 0.00 | 0.00 |
| Supervising Probation Officer | 19 | 1.00 | 1.00 | 1.00 | 1.00 | 1.00 | 1.00 | 1.00 |
| EHD Coordinator | 15 | 0.50 | 5.00 | 5.00 | 1.00 | 0.00 | 0.00 | 0.00 |
| Office Assistant | 11 | 2.00 | 2.00 | 2.00 | 2.00 | 1.00 | 1.00 | 1.00 |
| Office Manager | 14 | 1.00 | 1.00 | 1.00 | 1.00 | 1.00 | 1.00 | 1.00 |
| Work Crew Foreman | 15 | 0.00 | 0.00 | 2.00 | 2.00 | 2.80 | 2.75 | 2.75 |
| Work Crew Coord. | 15 | 0.00 | 0.00 | 1.00 | 1.00 | 1.00 | 0.00 | 0.00 |
| Parole and Probation Technician | 15 | 0.00 | 0.00 | 0.00 | 0.80 | 1.00 | 1.80 | 1.00 |
| Parole Officer | 15 | <u>8.00</u> | <u>7.25</u> | <u>9.00</u> | <u>8.00</u> | <u>7.00</u> | <u>7.00</u> | <u>7.00</u> |
| Total Department | | 14.50 | 17.55 | 22.60 | 18.80 | 15.80 | 15.55 | 14.45 |

LINCOLN COUNTY BUDGETED POSITION HISTORY

| | Range | 2005-06 | 2006-07 | 2007-08 | 2008-09 | 2009-10 | 2010-11 | 2011-12 |
|---|-------|-------------|-------------|-------------|-------------|-------------|-------------|-------------|
| <u>Child Advocacy Center</u> | | | | | | | | |
| Exec. Director | 17 | 1.00 | 1.00 | 1.00 | 1.00 | 0.00 | 0.00 | 0.00 |
| Child Family Advisor | 11 | <u>1.00</u> | <u>1.00</u> | <u>1.00</u> | <u>0.00</u> | <u>0.00</u> | <u>0.00</u> | <u>0.00</u> |
| Total Department | | 2.00 | 2.00 | 2.00 | 1.00 | 0.00 | 0.00 | 0.00 |
| <u>District Attorney</u> | | | | | | | | |
| District Attorney | ED | 1.00 | 1.00 | 1.00 | 1.00 | 1.00 | 1.00 | 1.00 |
| Chief Office Deputy D.A. | 23 | 1.00 | 1.00 | 1.00 | 1.00 | 1.00 | 1.00 | 1.00 |
| Deputy District Attorneys | 16-20 | 8.00 | 8.00 | 8.00 | 8.00 | 8.00 | 7.00 | 7.00 |
| Office Manager | 15 | 1.00 | 1.00 | 1.00 | 1.00 | 1.00 | 1.00 | 1.00 |
| Investigator | 16 | 1.00 | 1.00 | 1.00 | 1.00 | 1.00 | 1.00 | 1.00 |
| Legal Secretary | 9-11 | 8.00 | 8.00 | 8.00 | 8.00 | 7.00 | 6.00 | 6.00 |
| Part-time Legal Secretary | 9-11 | 1.50 | 1.50 | 1.50 | 1.50 | 1.00 | 0.50 | 0.50 |
| Child Support Caseworkers | 12 | 2.00 | 2.00 | 2.00 | 2.00 | 2.00 | 2.00 | 2.00 |
| Executive Assistant | 12 | 0.50 | 0.50 | 0.50 | 0.50 | 0.00 | 0.00 | 0.00 |
| Grant Administrator | 12 | 0.00 | 0.00 | 0.00 | 0.50 | 0.00 | 0.00 | 0.00 |
| Victims Advocates | 12 | 2.00 | 2.00 | 2.00 | 2.00 | 2.00 | 1.00 | 1.00 |
| Part-time Victims Advocates | 12 | 1.50 | 1.50 | 1.50 | 1.50 | 1.50 | 1.50 | 1.50 |
| Volunteer Coordinator | 12 | 0.40 | 0.80 | 0.80 | 0.80 | 0.00 | 0.00 | 0.00 |
| Deputy District Attorney | 16-20 | 0.00 | 0.00 | 0.00 | 0.00 | 0.00 | 1.00 | 1.00 |
| Records Technician | 12 | 0.00 | 0.00 | 0.00 | 0.00 | 0.00 | 1.00 | 1.00 |
| Legal Secretary | 9-11 | <u>1.00</u> | <u>1.00</u> | <u>1.00</u> | <u>1.00</u> | <u>1.00</u> | <u>1.00</u> | <u>1.00</u> |
| Total Department | | 28.90 | 29.30 | 29.30 | 29.80 | 26.50 | 25.00 | 25.00 |
| <u>Sheriff (Includes Animal Services)</u> | | | | | | | | |
| Sheriff | EC | 1.00 | 1.00 | 1.00 | 1.00 | 1.00 | 1.00 | 1.00 |
| Patrol Lieutenant | 21 | 1.00 | 1.00 | 1.00 | 1.00 | 1.00 | 1.00 | 1.00 |
| Chief Civil Deputy | 18 | 1.00 | 1.00 | 1.00 | 1.00 | 1.00 | 1.00 | 1.00 |
| Jail Lieutenant | 21 | 1.00 | 1.00 | 1.00 | 1.00 | 1.00 | 1.00 | 1.00 |
| Admin Lieutenant | 21 | 1.00 | 1.00 | 1.00 | 1.00 | 1.00 | 1.00 | 1.00 |
| Animal Shelter Manager | 16 | 1.00 | 1.00 | 1.00 | 1.00 | 1.00 | 1.00 | 1.00 |
| Food Service Manager | 12 | 1.00 | 1.00 | 1.00 | 1.00 | 1.00 | 1.00 | 1.00 |
| Office Specialist | 11 | 1.00 | 1.00 | 1.00 | 1.00 | 1.00 | 1.00 | 1.00 |
| Records Specialist | 11 | 0.00 | 0.00 | 0.50 | 1.00 | 1.00 | 0.00 | 0.00 |
| Admin. Asst. | 14 | 1.00 | 1.00 | 1.00 | 1.00 | 1.00 | 1.00 | 1.00 |
| Inmate Counselor | 16 | 1.00 | 1.00 | 1.00 | 1.00 | 1.00 | 1.00 | 1.00 |
| Detective | 15 | 3.00 | 3.00 | 3.00 | 3.00 | 3.00 | 3.00 | 3.00 |
| Patrol Sergeant | 18 | 4.00 | 4.00 | 4.00 | 4.00 | 4.00 | 4.00 | 4.00 |
| Patrol Deputies | 14 | 15.00 | 15.00 | 15.00 | 15.00 | 14.00 | 12.00 | 12.00 |
| Patrol Deputies - Waldport | 14 | 2.00 | 2.00 | 2.00 | 2.00 | 2.00 | 2.00 | 2.00 |
| Civil Deputy | 11 | 2.00 | 2.00 | 2.00 | 1.00 | 1.00 | 1.00 | 1.00 |
| Forest Deputy | 14 | 0.00 | 1.00 | 1.00 | 1.00 | 1.00 | 1.00 | 1.00 |
| Marine Deputy | 14 | 2.00 | 2.00 | 2.00 | 2.00 | 2.00 | 2.00 | 2.00 |
| Record Technician | 10 | 4.50 | 3.00 | 3.00 | 3.00 | 3.00 | 3.00 | 3.00 |

LINCOLN COUNTY BUDGETED POSITION HISTORY

| | Range | 2005-06 | 2006-07 | 2007-08 | 2008-09 | 2009-10 | 2010-11 | 2011-12 |
|-------------------------------------|-------|---------------|---------------|---------------|---------------|---------------|---------------|---------------|
| Receptionist | 9 | 1.00 | 1.00 | 1.00 | 1.00 | 0.00 | 0.00 | 0.00 |
| Correction Sergeants | 18 | 5.00 | 2.00 | 2.00 | 2.00 | 2.00 | 2.00 | 2.00 |
| Correction Officers | 14 | 34.00 | 31.00 | 31.00 | 31.00 | 26.00 | 28.00 | 28.00 |
| Corrections Corporals | 15 | 0.00 | 8.00 | 8.00 | 8.00 | 8.00 | 8.00 | 8.00 |
| Correction Technicians | 11 | 0.00 | 0.00 | 0.00 | 0.00 | 0.00 | 0.00 | 0.00 |
| Cooks | 9 | 2.00 | 2.00 | 2.00 | 2.00 | 2.00 | 2.00 | 2.00 |
| Corrections Health Office Assistant | 9 | 0.00 | 0.00 | 1.00 | 1.00 | 1.00 | 1.00 | 1.00 |
| Corrections Health Nurse | 16 | 0.00 | 0.00 | 2.00 | 2.00 | 2.00 | 0.00 | 0.00 |
| Corrections Health LPN | 12 | 0.00 | 0.00 | 0.00 | 0.00 | 2.00 | 3.00 | 3.00 |
| Corrections Health Nurse Supervisor | 18 | 0.00 | 0.00 | 0.00 | 0.00 | 0.00 | 1.00 | 1.00 |
| Animal Control Officer | 11 | 1.00 | 1.00 | 1.00 | 2.00 | 2.00 | 3.00 | 3.00 |
| Animal Care Office Specialist | 11 | 2.00 | 0.00 | 0.00 | 3.00 | 3.00 | 4.00 | 4.00 |
| Animal Technician | 11 | 1.00 | 1.00 | 1.00 | 1.00 | 1.00 | 0.00 | 0.00 |
| Warrants Technician | 10 | <u>0.00</u> | <u>0.00</u> | <u>1.00</u> | <u>1.00</u> | <u>1.00</u> | <u>1.00</u> | <u>1.00</u> |
| Total Department | | 88.50 | 88.00 | 92.50 | 96.00 | 91.00 | 91.00 | 91.00 |
| <u>Emergency Services</u> | | | | | | | | |
| Coordinator | 18 | 1.00 | 1.00 | 1.00 | 1.00 | 1.00 | 0.00 | 1.00 |
| Assistant Coordinator | 15 | <u>1.00</u> | <u>1.00</u> | <u>1.00</u> | <u>1.00</u> | <u>0.00</u> | <u>0.00</u> | <u>0.00</u> |
| Total Department | | 2.00 | 2.00 | 2.00 | 2.00 | 1.00 | 0.00 | 1.00 |
| <u>Teen Court</u> | | | | | | | | |
| Clerk Typist 2 | 9 | 1.00 | 1.00 | 1.00 | 1.00 | 0.00 | 0.00 | 0.00 |
| <u>Juvenile Department</u> | | | | | | | | |
| Director | 21 | 1.00 | 1.00 | 1.00 | 1.00 | 1.00 | 0.00 | 0.30 |
| Assistant Director | 20 | 1.00 | 1.00 | 1.00 | 1.00 | 1.00 | 1.00 | 1.00 |
| Group Supervisors | 18 | 2.00 | 2.00 | 2.00 | 2.00 | 2.00 | 2.00 | 1.00 |
| Juvenile Counselor | 13-15 | 17.00 | 17.00 | 17.00 | 17.00 | 15.00 | 13.75 | 14.75 |
| Administrative Assistant | 12 | 0.00 | 0.00 | 0.00 | 1.00 | 1.00 | 1.00 | 1.00 |
| Steno/Network Ops. Spec. | 10 | <u>2.00</u> | <u>2.00</u> | <u>1.00</u> | <u>1.00</u> | <u>1.00</u> | <u>1.00</u> | <u>1.00</u> |
| Total Department | | 23.00 | 23.00 | 22.00 | 23.00 | 21.00 | 18.75 | 19.05 |
| TOTAL PUBLIC SAFETY | | 158.90 | 161.85 | 170.40 | 171.60 | 155.30 | 150.30 | 150.50 |
| COMMUNITY SERVICES | | | | | | | | |
| <u>Senior Outreach</u> | | | | | | | | |
| Outreach Workers | 8 | 2.00 | 3.00 | 1.00 | 2.00 | 2.00 | 0.00 | 0.00 |

LINCOLN COUNTY BUDGETED POSITION HISTORY

| | Range | 2005-06 | 2006-07 | 2007-08 | 2008-09 | 2009-10 | 2010-11 | 2011-12 |
|--|-------|-------------|-------------|-------------|-------------|-------------|-------------|-------------|
| <u>Veteran's Service</u> | | | | | | | | |
| Veterans Serv. Off. | 14 | 0.80 | 1.00 | 1.00 | 1.00 | 0.80 | 1.00 | 1.00 |
| Admin. Asst. | 11 | <u>0.00</u> | <u>1.00</u> | <u>1.00</u> | <u>1.00</u> | <u>0.80</u> | <u>1.00</u> | <u>1.00</u> |
| Total Department | | 0.80 | 2.00 | 2.00 | 2.00 | 1.60 | 2.00 | 2.00 |
| <u>Commission on Children & Family</u> | | | | | | | | |
| Program Director | 18 | 0.60 | 1.00 | 1.00 | 1.00 | 1.00 | 1.00 | 1.00 |
| Health Educator | 14 | 0.15 | 0.00 | 0.00 | 1.30 | 1.50 | 0.75 | 0.00 |
| Administrative Assistant | 16 | <u>0.90</u> | <u>0.90</u> | <u>0.90</u> | <u>0.90</u> | <u>0.90</u> | <u>1.00</u> | <u>1.00</u> |
| Total Department | | 1.65 | 1.90 | 1.90 | 3.20 | 3.40 | 2.75 | 2.00 |
| <u>OYA Juvenile Prevention & Basic</u> | | | | | | | | |
| Administrative Assistant | 16 | 0.10 | 0.10 | 0.10 | 0.10 | 0.10 | 0.10 | 0.10 |
| <u>Parks/Playgrounds/County Property</u> | | | | | | | | |
| Watchperson | 8 | 1.40 | 1.40 | 2.00 | 2.00 | 0.50 | 0.90 | 0.90 |
| Parks Maintenance | 12 | <u>0.00</u> | <u>0.00</u> | <u>0.00</u> | <u>0.00</u> | <u>1.33</u> | <u>1.33</u> | <u>1.33</u> |
| | | 1.40 | 1.40 | 2.00 | 2.00 | 1.83 | 2.23 | 2.23 |
| <u>County Fair</u> | | | | | | | | |
| Fair Event Coordinator | 8 | 2.80 | 2.80 | 2.80 | 2.80 | 0.00 | 0.00 | 0.00 |
| <u>Health and Human Services (Public Health)</u> | | | | | | | | |
| Director | 22 | 0.90 | 1.00 | 1.00 | 1.00 | 1.00 | 1.00 | 1.00 |
| M. H. Division Director | 21 | 1.00 | 1.00 | 1.00 | 1.00 | 1.00 | 1.00 | 1.00 |
| P. H. Division Director | 21 | 0.00 | 0.00 | 0.00 | 0.00 | 0.00 | 1.00 | 0.80 |
| Primary Care Div Director | 20 | 0.00 | 0.00 | 0.00 | 0.00 | 0.00 | 1.00 | 1.00 |
| Administrative Services Manager | 15 | 0.90 | 1.00 | 0.50 | 1.00 | 1.00 | 1.00 | 0.00 |
| Management and Compliance Analyst | 17 | 0.00 | 0.00 | 0.00 | 0.00 | 0.00 | 0.00 | 1.00 |
| Medical Director | 26 | 0.00 | 1.00 | 3.00 | 2.00 | 0.30 | 0.30 | 0.30 |
| Support/A.R. Supervisor | 15 | 2.00 | 2.00 | 3.00 | 3.00 | 0.00 | 0.00 | 0.00 |
| Sr. Grant Administrator | 16 | 0.00 | 0.00 | 0.00 | 0.00 | 1.00 | 0.00 | 0.00 |
| Budget Analyst | 17 | 0.00 | 0.00 | 0.00 | 0.00 | 2.00 | 1.00 | 1.00 |
| Psychiatrist | | 1.30 | 1.50 | 0.75 | 0.70 | 0.75 | 0.75 | 0.75 |
| Administrative Assistant | 12 | 0.00 | 0.00 | 0.00 | 0.00 | 2.00 | 2.00 | 1.90 |
| Finance Mgr. | 16 | 1.00 | 0.00 | 1.00 | 1.00 | 0.00 | 0.00 | 0.00 |
| Financial Admin Assistant | 13 | 0.00 | 0.00 | 0.00 | 0.00 | 0.00 | 1.00 | 1.00 |
| Bookkeeper | 10-12 | 2.00 | 3.00 | 4.00 | 5.00 | 6.00 | 6.00 | 5.00 |
| Support Supervisor | 14 | 0.00 | 0.00 | 0.00 | 0.00 | 0.00 | 0.00 | 1.00 |
| Medical Billing Supervisor | 14 | 0.00 | 0.00 | 0.00 | 0.00 | 0.00 | 0.00 | 1.00 |
| M.H. Service Coordinator | 11 | 1.00 | 1.00 | 3.00 | 3.00 | 2.00 | 1.00 | 1.00 |
| Case Managers | 11-13 | 0.00 | 0.00 | 0.00 | 0.00 | 0.00 | 2.00 | 3.50 |
| Counselors | 11-16 | 32.90 | 30.80 | 27.30 | 23.00 | 26.00 | 23.00 | 20.50 |
| Office Staff/Assistants | 10 | 24.20 | 15.00 | 16.50 | 13.00 | 12.67 | 10.00 | 11.20 |
| Nurse Practitioner | 21 | 14.90 | 16.11 | 24.10 | 18.60 | 4.20 | 4.00 | 5.90 |

LINCOLN COUNTY BUDGETED POSITION HISTORY

| | Range | 2005-06 | 2006-07 | 2007-08 | 2008-09 | 2009-10 | 2010-11 | 2011-12 |
|---------------------------------|-------|----------------------|----------------------|----------------------|----------------------|----------------------|---------------------|----------------------|
| Environmental Health | 13-16 | 1.00 | 2.00 | 2.00 | 3.00 | 3.00 | 2.50 | 2.50 |
| Emergency Planner | 16 | 1.00 | 0.00 | 1.00 | 1.00 | 1.00 | 0.50 | 0.50 |
| Manager | 16 | 3.50 | 3.00 | 3.00 | 4.00 | 0.00 | 0.00 | 0.00 |
| Community Health Nurse | 16-18 | 7.00 | 3.00 | 3.00 | 12.00 | 4.75 | 6.80 | 8.93 |
| Health Educator/Coordinator | 14-15 | 2.20 | 3.50 | 7.95 | 3.00 | 3.20 | 0.72 | 1.00 |
| Van Driver | 9 | 0.00 | 0.65 | 0.65 | 0.70 | 0.80 | 0.80 | 1.00 |
| Program Coordinator | 14-16 | 0.00 | 1.00 | 1.00 | 1.00 | 3.00 | 0.00 | 0.00 |
| Program Manager | 18-19 | 0.00 | 0.00 | 0.00 | 0.00 | 6.00 | 7.00 | 8.50 |
| Systems Tech/Manager | 13-15 | 0.00 | 2.00 | 2.00 | 2.00 | 0.00 | 0.00 | 0.00 |
| Clinic Assistants | 9-11 | 0.00 | 8.04 | 13.10 | 14.00 | 11.00 | 12.00 | 12.92 |
| Doctor | 26 | 0.00 | 0.00 | 0.00 | 1.00 | 0.50 | 1.80 | 1.30 |
| Supply Clerk | 12 | 0.00 | 0.00 | 0.00 | 1.00 | 1.00 | 1.00 | 1.00 |
| Outreach Worker | 11 | 0.00 | 0.00 | 0.00 | 2.00 | 1.00 | 0.00 | 0.00 |
| QM/UM coordinator | 16 | | | | | | | 1.00 |
| Dietician | 16 | <u>0.00</u> | <u>0.00</u> | <u>0.00</u> | <u>1.00</u> | <u>0.60</u> | <u>0.60</u> | <u>0.65</u> |
| Total Department | | 96.80 | 96.60 | 118.85 | 118.00 | 95.77 | 89.77 | 98.15 |
| TOTAL COMMUNITY SERVICES | | 105.45 | 107.70 | 128.55 | 130.10 | 104.70 | 96.85 | 104.48 |
| TOTAL ALL FUNDS | | 395.55 | 392.47 | 419.88 | 421.30 | 370.87 | 349.42 | 357.00 |
| Change from Prior Year | | 11.11 | (0.63) | 27.41 | 1.42 | (50.43) | (21.45) | 7.58 |
| General Government | | 131.20 | 135.22 | 120.93 | 119.60 | 110.87 | 102.27 | 102.02 |
| Public Safety | | 158.90 | 150.55 | 170.40 | 171.60 | 155.30 | 150.30 | 150.50 |
| Community Services | | <u>105.45</u> | <u>106.70</u> | <u>128.55</u> | <u>130.10</u> | <u>104.70</u> | <u>96.85</u> | <u>104.48</u> |
| Total Positions | | 395.55 | 392.47 | 419.88 | 421.30 | 370.87 | 349.42 | 357.00 |
| <u>Transit</u> | | <u>2005-06</u> | <u>2006-07</u> | <u>2007-08</u> | <u>2008-09</u> | <u>2009-10</u> | <u>2010-11</u> | <u>2011-12</u> |
| Director | 20 | 1.00 | 1.00 | 1.00 | 1.00 | 1.00 | 1.00 | 1.00 |
| Administrative Assistant | 14 | 1.00 | 1.00 | 1.00 | 1.00 | 1.00 | 1.00 | 1.00 |
| Grant Administrator | 13 | 0.00 | 0.00 | 0.00 | 0.00 | 0.00 | 0.00 | 1.00 |
| Dispatchers | 9 | 2.00 | 2.00 | 2.00 | 2.00 | 2.00 | 2.00 | 3.00 |
| Bus Drivers | 9/10 | <u>11.75</u> | <u>11.75</u> | <u>11.75</u> | <u>11.75</u> | <u>11.75</u> | <u>11.75</u> | <u>13.00</u> |
| Total Transit | | 15.75 | 15.75 | 15.75 | 15.75 | 15.75 | 15.75 | 19.00 |
| <u>Solid Waste</u> | | | | | | | | |
| Waste Operations Manager | 17 | 1.00 | 1.00 | 1.00 | 1.00 | 1.00 | 1.00 | 1.00 |

LINCOLN COUNTY, OREGON

**ELECTED OFFICIALS
PAY PLAN**

JULY, 2011

| E-A | FIRST TERM | SECOND TERM | THIRD TERM | FOURTH TERM | FIFTH TERM | SIXTH TERM | |
|--|-----------------------|------------------------|-----------------------|------------------------|-----------------------|-----------------------|------------|
| 706 Clerk 705 Surveyor 704 Treasurer | 5786 | 5966 | 6152 | 6343 | 6542 | 6744 | E01 |
| E-A1 | | | | | | | |
| 703 Assessor | 6075 | 6264 | 6460 | 6660 | 6869 | 7081 | E05 |
| E-B | | | | | | | |
| 700 Commissioner | 6095 | 6284 | 6480 | 6682 | 6889 | 7103 | E02 |
| E-C | | | | | | | |
| 702 Sheriff | 7410 | 7641 | 7877 | 8122 | 8373 | 8632 | E03 |
| E-D | | | | | | | |
| 701 *District Attorney | 1160 | 1233 | 1245 | 1290 | 1335 | 1382 | E04 |

* This figure represents the County's supplement to the District Attorney's state salary

LINCOLN COUNTY, OREGON

PAY RANGE & POSITION ASSIGNMENT DIRECTORS AND APPOINTED EMPLOYEES

Employees will receive an additional 1% over base pay after 10 years of service and an additional 2.5% over base pay after 20 years of service

Effective: July 1, 2011

Bold = Phase 1 (implemented 7/1/08)

Italics = Phase 2 (not yet implemented)

| RANGE 20 | 1 | 2 | 3 | 4 | 5 | 6 | 7 | 8 | 9 | 10 | 11 | | |
|-------------|------------|---|------|------|------|------|------|------|------|------|------|------------|---|
| BASE | 5428 | 5594 | 5765 | 5940 | 6122 | 6309 | 6501 | 6699 | 6903 | 7113 | 7327 | D06 | x |
| LI10 | 5483 | 5650 | 5823 | 6000 | 6183 | 6372 | 6566 | 6766 | 6972 | 7185 | 7400 | D07 | x |
| LI20 | 5564 | 5734 | 5909 | 6089 | 6275 | 6466 | 6664 | 6867 | 7076 | 7291 | 7510 | D08 | x |
| | | | | | | | | | | | | | |
| | 029 | Personnel Director | | | | | | | | * | | | |
| | 270 | Transit Program Director | | | | | | | | * | | | |
| | 369 | Planning & Development Director | | | | | | | | * | | | |
| RANGE 21 | 1 | 2 | 3 | 4 | 5 | 6 | 7 | 8 | 9 | 10 | 11 | | |
| BASE | 5870 | 6050 | 6234 | 6424 | 6620 | 6822 | 7030 | 7243 | 7463 | 7691 | 7924 | D09 | x |
| LI10 | 5929 | 6110 | 6297 | 6488 | 6686 | 6890 | 7100 | 7315 | 7538 | 7768 | 8004 | D10 | x |
| LI20 | 6017 | 6201 | 6390 | 6585 | 6785 | 6992 | 7206 | 7424 | 7650 | 7883 | 8122 | D11 | x |
| | | | | | | | | | | | | | |
| | 037 | Finance Director | | | | | | | | * | | | |
| | 050 | Information Technology Director | | | | | | | | * | | | |
| | 204 | Juvenile Director | | | | | | | | * | | | |
| RANGE 22 | 1 | 2 | 3 | 4 | 5 | 6 | 7 | 8 | 9 | 10 | 11 | | |
| BASE | 6348 | 6541 | 6741 | 6946 | 7157 | 7376 | 7600 | 7831 | 8069 | 8314 | 8567 | D12 | x |
| LI10 | 6412 | 6607 | 6809 | 7016 | 7229 | 7449 | 7676 | 7909 | 8150 | 8397 | 8653 | D13 | x |
| LI20 | 6507 | 6705 | 6910 | 7120 | 7336 | 7560 | 7790 | 8026 | 8271 | 8522 | 8781 | D14 | x |
| | | | | | | | | | | | | | |
| | 073 | Legal Counsel | | | | | | | | * | | | |
| | 309 | Public Works Director | | | | | | | | * | | | |
| | 520 | Health & Human Services Director | | | | | | | | * | | | |
| | <i>029</i> | <i>Personnel Director</i> | | | | | | | | * | | | |
| | 185 | Community Justice Director | | | | | | | | * | | | |
| | <i>204</i> | <i>Juvenile Director</i> | | | | | | | | * | | | |
| | <i>270</i> | <i>Transit Program Director</i> | | | | | | | | * | | | |
| RANGE 23 | 1 | 2 | 3 | 4 | 5 | 6 | 7 | 8 | 9 | 10 | 11 | | |
| BASE | 6865 | 7074 | 7289 | 7510 | 7739 | 7973 | 8216 | 8466 | 8723 | 8987 | 9260 | D15 | x |
| LI10 | 6933 | 7144 | 7362 | 7585 | 7816 | 8053 | 8298 | 8551 | 8810 | 9077 | 9352 | D16 | x |
| LI20 | 7036 | 7251 | 7471 | 7698 | 7932 | 8173 | 8422 | 8678 | 8941 | 9212 | 9491 | D17 | x |
| | | | | | | | | | | | | | |
| | <i>037</i> | <i>Finance Director</i> | | | | | | | | * | | | |
| | <i>050</i> | <i>Information Technology Director</i> | | | | | | | | * | | | |
| | <i>369</i> | <i>Planning & Development Director</i> | | | | | | | | * | | | |

LINCOLN COUNTY, OREGON

| PAY RANGE & POSITION ASSIGNMENT | | | | | | | | | | | | | | |
|--|----------|------------|---|----------|----------|----------|----------|----------|----------|-----------|-----------|--------------|--|--|
| <u>DIRECTORS AND APPOINTED EMPLOYEES</u> | | | | | | | | | | | | | | |
| Employees will receive an additional 1% over base pay after 10 years of service and an additional 2.5% over base pay after 20 years of service | | | | | | | | | | | | | | |
| Effective: July 1, 2011 | | | | | | | | | | | | | | |
| Bold = Phase 1 (implemented 7/1/08) | | | | | | | | | | | | | | |
| <i>Italics = Phase 2 (not yet implemented)</i> | | | | | | | | | | | | | | |
| | | | | | | | | | | | | | | |
| RANGE 24 | 1 | 2 | 3 | 4 | 5 | 6 | 7 | 8 | 9 | 10 | 11 | | | |
| BASE | 7422 | 7647 | 7880 | 8119 | 8366 | 8620 | 8881 | 9151 | 9429 | 9714 | 10009 | D18 x | | |
| LI10 | 7496 | 7723 | 7958 | 8200 | 8450 | 8706 | 8970 | 9243 | 9523 | 9812 | 10109 | D19 x | | |
| LI20 | 7607 | 7838 | 8076 | 8322 | 8575 | 8836 | 9103 | 9380 | 9665 | 9957 | 10259 | D20 x | | |
| | | | | | | | | | | | | | | |
| | | <i>073</i> | <i>Legal Counsel</i> | | | | | | | * | | | | |
| | | <i>309</i> | <i>Public Works Director</i> | | | | | | | * | | | | |
| | | <i>185</i> | <i>Community Justice Director</i> | | | | | | | * | | | | |
| | | <i>520</i> | <i>Health & Human Services Director</i> | | | | | | | * | | | | |
| | | | | | | | | | | | | | | |
| RANGE 25 | 1 | 2 | 3 | 4 | 5 | 6 | 7 | 8 | 9 | 10 | 11 | | | |
| BASE | 8023 | 8267 | 8518 | 8777 | 9043 | 9318 | 9600 | 9891 | 10191 | 10500 | 10818 | D21 x | | |
| LI10 | 8104 | 8350 | 8603 | 8865 | 9134 | 9411 | 9696 | 9990 | 10293 | 10605 | 10926 | D22 x | | |
| LI20 | 8224 | 8474 | 8731 | 8997 | 9269 | 9551 | 9840 | 10138 | 10446 | 10762 | 11089 | D23 x | | |
| | | | | | | | | | | | | | | |
| | | | No Positions Assigned. | | | | | | | | | * | | |
| | | | | | | | | | | | | | | |
| RANGE 26 | 1 | 2 | 3 | 4 | 5 | 6 | 7 | 8 | 9 | 10 | 11 | | | |
| BASE | 8673 | 8936 | 9208 | 9487 | 9775 | 10071 | 10376 | 10691 | 11014 | 11348 | 11691 | D24 x | | |
| LI10 | 8760 | 9026 | 9300 | 9582 | 9872 | 10172 | 10480 | 10798 | 11124 | 11461 | 11808 | D25 x | | |
| LI20 | 8890 | 9160 | 9438 | 9724 | 10019 | 10323 | 10636 | 10958 | 11289 | 11631 | 11984 | D26 x | | |
| | | | | | | | | | | | | | | |
| | | | No Positions Assigned. | | | | | | | | | * | | |
| | | | | | | | | | | | | | | |

LINCOLN COUNTY, OREGON

PAY RANGE & POSITION ASSIGNMENT

NON REPRESENTED EMPLOYEES

Employees will receive an additional 1% over base pay after 10 years of service and an additional 2.5% over base pay after 20 years of service

Effective: July 1, 2011

Bold = Phase 1 (implemented 7/1/08)

Italics = Phase 2 (not yet implemented)

| RANGE 6 | | 1 | 2 | 3 | 4 | 5 | 6 | 7 | 8 | 9 | 10 | 11 | |
|----------------|----------------|----------|----------|----------|----------|----------|----------|----------|----------|----------|-----------|-----------|-----------|
| 6.5 | SAL/MTH | 1920 | 1977 | 2037 | 2098 | 2161 | 2226 | 2292 | 2361 | 2432 | 2505 | 2580 | N6 |
| 6.2 | HRLY | 11.08 | 11.41 | 11.75 | 12.10 | 12.47 | 12.84 | 13.23 | 13.62 | 14.03 | 14.45 | 14.89 | |

148 Public Works-Seasonal Park Attendant
300 Public Works-Seasonal
311 Survey Aide-Seasonal

| RANGE 7 | | 1 | 2 | 3 | 4 | 5 | 6 | 7 | 8 | 9 | 10 | 11 | |
|----------------|----------------|----------|----------|----------|----------|----------|----------|----------|----------|----------|-----------|-----------|-----------|
| 7.5 | SAL/MTH | 2073 | 2136 | 2200 | 2266 | 2334 | 2404 | 2476 | 2550 | 2627 | 2705 | 2787 | N7 |
| 7.2 | HRLY | 11.96 | 12.32 | 12.69 | 13.07 | 13.46 | 13.87 | 14.28 | 14.71 | 15.15 | 15.61 | 16.08 | |

135 Marine Cadet

| RANGE 8 | | 1 | 2 | 3 | 4 | 5 | 6 | 7 | 8 | 9 | 10 | 11 | |
|----------------|----------------|----------|----------|----------|----------|----------|----------|----------|----------|----------|-----------|-----------|-----------|
| 8.5 | SAL/MTH | 2239 | 2306 | 2376 | 2447 | 2520 | 2596 | 2674 | 2754 | 2837 | 2922 | 3009 | N8 |
| 8.2 | HRLY | 12.92 | 13.31 | 13.71 | 14.12 | 14.54 | 14.98 | 15.43 | 15.89 | 16.37 | 16.86 | 17.36 | |

0 On Call Clerical Pool
40 On Call Clerical District Attorney
44 Clerk Deputy-Seasonal
63 Tax Clerk-Seasonal
140 Part time Animal Care Office Specialist
228 Victim's Assistant-Temporary

| RANGE 9 | | 1 | 2 | 3 | 4 | 5 | 6 | 7 | 8 | 9 | 10 | 11 | |
|----------------|----------------|----------|----------|----------|----------|----------|----------|----------|----------|----------|-----------|-----------|-----------|
| 9.5 | SAL/MTH | 2418 | 2491 | 2566 | 2643 | 2722 | 2804 | 2888 | 2974 | 3064 | 3156 | 3250 | N9 |
| 9.2 | HRLY | 13.95 | 14.37 | 14.80 | 15.25 | 15.70 | 16.17 | 16.66 | 17.16 | 17.67 | 18.21 | 18.75 | |

128 On Call Cook
157 On Call Transit

| RANGE 10 | | 1 | 2 | 3 | 4 | 5 | 6 | 7 | 8 | 9 | 10 | 11 | |
|-----------------|----------------|----------|----------|----------|----------|----------|----------|----------|----------|----------|-----------|-----------|------------|
| 10.5 | SAL/MTH | 2612 | 2690 | 2771 | 2854 | 2940 | 3028 | 3119 | 3212 | 3309 | 3408 | 3510 | N10 |
| 10.2 | HRLY | 15.07 | 15.52 | 15.99 | 16.47 | 16.96 | 17.47 | 17.99 | 18.53 | 19.09 | 19.66 | 20.25 | |

39 DEC-Office Specialist (less than 20 hrs per week)

LINCOLN COUNTY, OREGON

PAY RANGE & POSITION ASSIGNMENT

NON REPRESENTED EMPLOYEES

Employees will receive an additional 1% over base pay after 10 years of service and an additional 2.5% over base pay after 20 years of service

Effective: July 1, 2011

Bold = Phase 1 (implemented 7/1/08)

Italics = Phase 2 (not yet implemented)

| RANGE 11 | | 1 | 2 | 3 | 4 | 5 | 6 | 7 | 8 | 9 | 10 | 11 | |
|-----------------|----------------|----------|----------|----------|----------|----------|----------|----------|----------|----------|-----------|-----------|------------|
| 11.5 | SAL/MTH | 2821 | 2906 | 2993 | 3082 | 3175 | 3270 | 3368 | 3469 | 3573 | 3681 | 3791 | N11 |
| 11.2 | HRLY | 16.27 | 16.76 | 17.27 | 17.78 | 18.32 | 18.87 | 19.43 | 20.02 | 20.62 | 21.23 | 21.87 | |
| LI10 | SAL/MTH | 2849 | 2935 | 3023 | 3113 | 3207 | 3303 | 3402 | 3504 | 3609 | 3717 | 3829 | N12 |
| 11.2 | HRLY | 16.44 | 16.93 | 17.44 | 17.96 | 18.50 | 19.06 | 19.63 | 20.22 | 20.82 | 21.45 | 22.09 | |
| LI20 | SAL/MTH | 2891 | 2978 | 3068 | 3160 | 3254 | 3352 | 3453 | 3556 | 3663 | 3773 | 3886 | N13 |
| 11.2 | HRLY | 16.68 | 17.18 | 17.70 | 18.23 | 18.77 | 19.34 | 19.92 | 20.52 | 21.13 | 21.77 | 22.42 | |

063-1 Tax Deputy-Seasonal
 93 Office Specialist-Public Works
 116 Office Specialist-SO *
 262 Administrative Assistant-Veterans Service *
 302 Engineering Technician 1 *
 410 Inventory Specialist-Fleet

| RANGE 12 | | 1 | 2 | 3 | 4 | 5 | 6 | 7 | 8 | 9 | 10 | 11 | |
|-----------------|----------------|----------|----------|----------|----------|----------|----------|----------|----------|----------|-----------|-----------|------------|
| 12.5 | SAL/MTH | 3047 | 3138 | 3232 | 3329 | 3429 | 3532 | 3638 | 3747 | 3859 | 3975 | 4094 | N14 |
| 12.2 | HRLY | 17.58 | 18.10 | 18.65 | 19.21 | 19.78 | 20.38 | 20.99 | 21.62 | 22.27 | 22.93 | 23.62 | |
| LI10 | SAL/MTH | 3077 | 3169 | 3264 | 3362 | 3463 | 3567 | 3674 | 3784 | 3898 | 4015 | 4135 | N15 |
| 12.2 | HRLY | 17.75 | 18.28 | 18.83 | 19.40 | 19.98 | 20.58 | 21.20 | 21.83 | 22.49 | 23.16 | 23.86 | |
| LI20 | SAL/MTH | 3123 | 3216 | 3313 | 3412 | 3515 | 3620 | 3729 | 3841 | 3956 | 4074 | 4197 | N16 |
| 12.2 | HRLY | 18.02 | 18.56 | 19.11 | 19.69 | 20.28 | 20.89 | 21.51 | 22.16 | 22.82 | 23.51 | 24.21 | |

026 Executive Assistant, DA
 56-1 Printing Technician, On Call
 91 Cost Accounting Clerk-Public Works
 125 Food Service Manager
 216 Administrative Assistant-Juvenile
 220 Public Health Nurse-LPN, Temp
 574 Administrative Assistant-HHS

LINCOLN COUNTY, OREGON

PAY RANGE & POSITION ASSIGNMENT

NON REPRESENTED EMPLOYEES

Employees will receive an additional 1% over base pay after 10 years of service and an additional 2.5% over base pay after 20 years of service

Effective: July 1, 2011

Bold = Phase 1 (implemented 7/1/08)

Italics = Phase 2 (not yet implemented)

| RANGE 13 | | 1 | 2 | 3 | 4 | 5 | 6 | 7 | 8 | 9 | 10 | 11 | |
|-----------------|----------------|----------|----------|----------|----------|----------|----------|----------|----------|----------|-----------|-----------|------------|
| 13.5 | SAL/MTH | 3290 | 3389 | 3491 | 3595 | 3703 | 3814 | 3929 | 4047 | 4168 | 4293 | 4422 | N17 |
| 13.2 | HRLY | 18.98 | 19.55 | 20.14 | 20.74 | 21.36 | 22.01 | 22.67 | 23.35 | 24.05 | 24.77 | 25.51 | |
| L110 | SAL/MTH | 3323 | 3423 | 3526 | 3631 | 3740 | 3852 | 3968 | 4087 | 4210 | 4336 | 4466 | N18 |
| 13.2 | HRLY | 19.17 | 19.75 | 20.34 | 20.95 | 21.58 | 22.23 | 22.89 | 23.58 | 24.29 | 25.02 | 25.77 | |
| L120 | SAL/MTH | 3373 | 3474 | 3578 | 3685 | 3796 | 3910 | 4027 | 4148 | 4272 | 4400 | 4532 | N19 |
| 13.2 | HRLY | 19.46 | 20.04 | 20.64 | 21.26 | 21.90 | 22.56 | 23.23 | 23.93 | 24.65 | 25.39 | 26.15 | |

- 4 Personnel Assistant
- 10 P & P Technician (On Call)
- 17 BOC Receptionist/Administrative Assistant
- 35 Accounting Specialist *
- 42 Financial Administrative Assistant *
- 63-2 Deputy Treasurer-Seasonal
- 92 Financial Clerk-Road
- 159 P & P Technician
- 163 Survey Technician 1- (Temp)
- 165 Juvenile Facility Counselor (On-Call)
- 303 Engineering Technician 2
- 313-2 Survey/GIS Technician 2 (Temp)
- 315 Administrative Assistant-Surveyor *

| RANGE 14 | | 1 | 2 | 3 | 4 | 5 | 6 | 7 | 8 | 9 | 10 | 11 | |
|-----------------|----------------|----------|----------|----------|----------|----------|----------|----------|----------|----------|-----------|-----------|------------|
| 14.5 | SAL/MTH | 3554 | 3660 | 3770 | 3883 | 4000 | 4119 | 4243 | 4370 | 4501 | 4637 | 4776 | N20 |
| 14.2 | HRLY | 20.5 | 21.12 | 21.75 | 22.40 | 23.07 | 23.77 | 24.48 | 25.21 | 25.97 | 26.75 | 27.55 | |
| L110 | SAL/MTH | 3589 | 3697 | 3808 | 3922 | 4040 | 4161 | 4286 | 4414 | 4547 | 4683 | 4823 | N21 |
| 14.2 | HRLY | 20.71 | 21.33 | 21.97 | 22.63 | 23.30 | 24.00 | 24.72 | 25.47 | 26.23 | 27.02 | 27.83 | |
| L120 | SAL/MTH | 3642 | 3752 | 3864 | 3980 | 4099 | 4222 | 4349 | 4480 | 4614 | 4752 | 4895 | N22 |
| 14.2 | HRLY | 21.01 | 21.64 | 22.29 | 22.96 | 23.65 | 24.36 | 25.09 | 25.84 | 26.62 | 27.42 | 28.24 | |

- 11 Administrative Assistant-Transit *
- 19 Office Manager, Probation & Parole *
- 32 Accounting Analyst *
- 41 Administrative Assistant-Clerk *
- 88 Public Information Officer I *
- 43 Victim's Assistance Advocate-Supervisor *
- 168 Reserve Deputy Sheriff (Temporary)
- 189 Plumbing Inspector (On Call)
- 190 Electrical Inspector (On Call)
- 225 Medical Billing Supervisor *
- 510 Support Services Supervisor *
- 553-7 Clinic Counselor 3- (Temporary)
- 553-8 Clinic Counselor 3- Safe Harbor (Temporary)

LINCOLN COUNTY, OREGON

PAY RANGE & POSITION ASSIGNMENT

NON REPRESENTED EMPLOYEES

Employees will receive an additional 1% over base pay after 10 years of service and an additional 2.5% over base pay after 20 years of service

Effective: July 1, 2011

Bold = Phase 1 (implemented 7/1/08)

Italics = Phase 2 (not yet implemented)

| RANGE 15 | | 1 | 2 | 3 | 4 | 5 | 6 | 7 | 8 | 9 | 10 | 11 | |
|-----------------|----------------|----------|----------|----------|----------|----------|----------|----------|----------|----------|-----------|-----------|------------|
| 15.5 | SAL/MTH | 3838 | 3953 | 4072 | 4194 | 4319 | 4449 | 4583 | 4720 | 4862 | 5007 | 5158 | N23 |
| 15.2 | HRLY | 22.14 | 22.81 | 23.49 | 24.19 | 24.92 | 25.67 | 26.44 | 27.23 | 28.05 | 28.89 | 29.76 | |
| LI10 | SAL/MTH | 3876 | 3992 | 4112 | 4236 | 4363 | 4494 | 4628 | 4767 | 4910 | 5058 | 5209 | N24 |
| 15.2 | HRLY | 22.36 | 23.03 | 23.72 | 24.44 | 25.17 | 25.92 | 26.70 | 27.50 | 28.33 | 29.18 | 30.05 | |
| LI20 | SAL/MTH | 3934 | 4052 | 4173 | 4299 | 4427 | 4560 | 4697 | 4838 | 4983 | 5133 | 5287 | N25 |
| 15.2 | HRLY | 22.69 | 23.38 | 24.08 | 24.80 | 25.54 | 26.31 | 27.10 | 27.91 | 28.75 | 29.61 | 30.50 | |

- 16 Personnel Generalist *
- 20 Office Manager-DA *
- 33 Office Manager-Planning *
- 72 Paralegal *
- 106 Background Investigator SO- (On Call)
- 114 Administrative Assistant-Sheriff's Office *
- 214 Parole and Probation Officer-Pre-Sentence Inv Spec- (On Call)
- 224 Health Education Coordinator *
- 405 Corrections Work Crew Supervisor

| RANGE 16 | | 1 | 2 | 3 | 4 | 5 | 6 | 7 | 8 | 9 | 10 | 11 | |
|-----------------|----------------|----------|----------|----------|----------|----------|----------|----------|----------|----------|-----------|-----------|------------|
| 16.5 | SAL/MTH | 4145 | 4269 | 4397 | 4529 | 4665 | 4805 | 4949 | 5098 | 5251 | 5408 | 5570 | N26 |
| 16.2 | HRLY | 23.91 | 24.63 | 25.37 | 26.13 | 26.91 | 27.72 | 28.55 | 29.41 | 30.29 | 31.20 | 32.14 | |
| LI10 | SAL/MTH | 4186 | 4312 | 4441 | 4574 | 4712 | 4853 | 4999 | 5149 | 5303 | 5462 | 5626 | N27 |
| 16.2 | HRLY | 24.15 | 24.88 | 25.62 | 26.39 | 27.18 | 28.00 | 28.84 | 29.70 | 30.59 | 31.51 | 32.46 | |
| LI20 | SAL/MTH | 4248 | 4376 | 4507 | 4642 | 4782 | 4925 | 5073 | 5225 | 5382 | 5543 | 5710 | N28 |
| 16.2 | HRLY | 24.51 | 25.25 | 26.00 | 26.78 | 27.59 | 28.41 | 29.27 | 30.14 | 31.05 | 31.98 | 32.94 | |

- 45 Mental Health Nurse (On Call)
- 066 Tax and Treasurer Analyst *
- 149 Animal Shelter Manager *
- 166 Community Health Nurse 2 (On Call)
- 192 Community Health Nurse 2 -SBHC(On Call)
- 208 Program Coordinator, LCC&F *
- 211 Executive Assistant, HHS *
- 259 Veterans Service Officer *
- 318 Cadastral Surveyor *
- 320 GIS Analyst *
- 413 Zone Foreman *
- 502-6 Community Health Nurse 2- (On Call)
- 557 Registered Dietician-WIC Coordinator *
- 558 Registered Dietician *

LINCOLN COUNTY, OREGON

PAY RANGE & POSITION ASSIGNMENT

NON REPRESENTED EMPLOYEES

Employees will receive an additional 1% over base pay after 10 years of service and an additional 2.5% over base pay after 20 years of service

Effective: July 1, 2011

Bold = Phase 1 (implemented 7/1/08)

Italics = Phase 2 (not yet implemented)

| RANGE 17 | | 1 | 2 | 3 | 4 | 5 | 6 | 7 | 8 | 9 | 10 | 11 | |
|-----------------|----------------|----------|----------|----------|----------|----------|----------|----------|----------|----------|-----------|-----------|------------|
| 17.5 | SAL/MTH | 4476 | 4611 | 4749 | 4891 | 5038 | 5189 | 5345 | 5505 | 5671 | 5841 | 6016 | N29 |
| 17.2 | HRLY | 25.83 | 26.60 | 27.40 | 28.22 | 29.07 | 29.94 | 30.84 | 31.76 | 32.71 | 33.70 | 34.71 | |
| L110 | SAL/MTH | 4521 | 4657 | 4797 | 4940 | 5089 | 5241 | 5399 | 5560 | 5727 | 5899 | 6076 | N30 |
| 17.5 | HRLY | 26.08 | 26.87 | 27.67 | 28.50 | 29.36 | 30.24 | 31.15 | 32.08 | 33.04 | 34.03 | 35.05 | |
| L120 | SAL/MTH | 4588 | 4726 | 4868 | 5014 | 5164 | 5319 | 5479 | 5643 | 5812 | 5987 | 6166 | N31 |
| 17.5 | HRLY | 26.47 | 27.27 | 28.08 | 28.93 | 29.79 | 30.69 | 31.61 | 32.56 | 33.53 | 34.54 | 35.57 | |

- 47 Chief Deputy Clerk** *
- 226 HHS Management and Compliance Analyst *
- 240 HHS Budget Analyst *
- 324 Chief Cartographer *
- 458 Maintenance Technician 4 *
- 503-1 Community Health Nurse 3 *
- 503-2 Community Health Nurse 3-Clinic Supervisor *
- 503-3 Community Health Nurse 3-Public Health *
- 556 Solid Waste District Manager *

LINCOLN COUNTY, OREGON

PAY RANGE & POSITION ASSIGNMENT

NON REPRESENTED EMPLOYEES

Employees will receive an additional 1% over base pay after 10 years of service and an additional 2.5% over base pay after 20 years of service

Effective: July 1, 2011

Bold = Phase 1 (implemented 7/1/08)

Italics = Phase 2 (not yet implemented)

| RANGE 18 | | 1 | 2 | 3 | 4 | 5 | 6 | 7 | 8 | 9 | 10 | 11 | |
|-----------------|----------------|----------|----------|----------|----------|----------|----------|----------|----------|----------|-----------|-----------|------------|
| 18.5 | SAL/MTH | 4835 | 4980 | 5129 | 5283 | 5441 | 5605 | 5773 | 5946 | 6124 | 6308 | 6497 | N32 |
| 18.2 | HRLY | 27.89 | 28.73 | 29.59 | 30.48 | 31.39 | 32.33 | 33.30 | 34.30 | 35.33 | 36.39 | 37.48 | |
| L110 | SAL/MTH | 4883 | 5029 | 5180 | 5336 | 5496 | 5661 | 5830 | 6005 | 6185 | 6371 | 6562 | N33 |
| 18.2 | HRLY | 28.17 | 29.02 | 29.89 | 30.78 | 31.71 | 32.66 | 33.64 | 34.65 | 35.69 | 36.76 | 37.86 | |
| L120 | SAL/MTH | 4955 | 5104 | 5257 | 5415 | 5577 | 5745 | 5917 | 6094 | 6277 | 6466 | 6660 | N34 |
| 18.2 | HRLY | 28.59 | 29.45 | 30.33 | 31.24 | 32.18 | 33.14 | 34.14 | 35.16 | 36.22 | 37.30 | 38.42 | |

- 47 *Chief Deputy Clerk* *
- 52 IT Systems Administrator *
- 102 Corrections Health Nurse Supervisor
- 107 Sgt. Patrol SO
- 119 Chief Civil Deputy SO** *
- 123 Sgt. Corrections SO
- 158 Director, Commission on Children & Families *
- 195 Deputy District Attorney 1, Temporary
- 231 Juvenile Probation Supervisor
- 239 Assistant Finance Director *
- 316 Deputy Surveyor** *
- 329 Chief Office Deputy-Assessor *
- 434 Fleet Manager *
- 504-1 Community Health Nurse 4 *
- 504-2 Community Health Nurse 4- MCH Program Manager *
- 504-3 Community Health Nurse 4-PH, Comm Dis Control & Prevention *
- 504-4 Community Health Nurse 4-Program Manager *
- 504-5 Community Health Nurse 4-School Health Program Manager *
- 544 Environmental Health Program Manager *
- 563-1 Mental Health Specialist 3-Adult Services Coordinator, So Bch *
- 563-2 Mental Health Specialist 3 *
- 563-3 Mental Health Specialist 3-Adult Services Coordinator *
- 563-4 Mental Health Specialist 3-Case Management & Crisis Triage *
- 563-5 Mental Health Specialist 3-Child and Family, Newport *
- 563-6 Mental Health Specialist 3-Clinic Coordinator *
- 563-7 Mental Health Specialist 3-Substance Abuse Serv. Mgr, Linc City *
- 570 Quality and Utilization Manager *

LINCOLN COUNTY, OREGON

PAY RANGE & POSITION ASSIGNMENT

NON REPRESENTED EMPLOYEES

Employees will receive an additional 1% over base pay after 10 years of service and an additional 2.5% over base pay after 20 years of service

Effective: July 1, 2011

Bold = Phase 1 (implemented 7/1/08)

Italics = Phase 2 (not yet implemented)

| RANGE 19 | | 1 | 2 | 3 | 4 | 5 | 6 | 7 | 8 | 9 | 10 | 11 | |
|-----------------|----------------|----------|----------|----------|----------|----------|----------|----------|----------|----------|-----------|-----------|------------|
| 19.5 | SAL/MTH | 5221 | 5378 | 5539 | 5705 | 5877 | 6053 | 6234 | 6422 | 6614 | 6813 | 7017 | N35 |
| 19.2 | HRLY | 30.12 | 31.03 | 31.96 | 32.92 | 33.90 | 34.92 | 35.97 | 37.05 | 38.16 | 39.30 | 40.48 | |
| L110 | SAL/MTH | 5273 | 5432 | 5595 | 5762 | 5935 | 6113 | 6297 | 6486 | 6680 | 6881 | 7087 | N36 |
| 19.2 | HRLY | 30.42 | 31.34 | 32.28 | 33.25 | 34.24 | 35.27 | 36.33 | 37.42 | 38.54 | 39.70 | 40.89 | |
| L120 | SAL/MTH | 5352 | 5512 | 5678 | 5848 | 6024 | 6204 | 6390 | 6582 | 6780 | 6983 | 7192 | N37 |
| 19.2 | HRLY | 30.88 | 31.80 | 32.76 | 33.74 | 34.75 | 35.79 | 36.87 | 37.97 | 39.11 | 40.29 | 41.49 | |

- 119 Chief Civil Deputy SO* *
- 179 Building Official *
- 218 Supervising Probation Officer *
- 316 Deputy Surveyor* *
- 337 Chief Appraiser *
- 415 Road Maintenance Supervisor** *
- 417 Permits-Parks Supervisor** *
- 569-1 Division Manager-Developmental Disabilities *
- 569-2 Division Manager-Behavioral Health *
- 569-3 Division Manager-Rehabilitation Services *
- 569-4 Division Manager-Mental Health *

| RANGE 20 | | 1 | 2 | 3 | 4 | 5 | 6 | 7 | 8 | 9 | 10 | 11 | |
|-----------------|----------------|----------|----------|----------|----------|----------|----------|----------|----------|----------|-----------|-----------|------------|
| 20.5 | SAL/MTH | 5639 | 5808 | 5982 | 6162 | 6347 | 6537 | 6733 | 6935 | 7143 | 7358 | 7578 | N38 |
| 20.2 | HRLY | 32.53 | 33.51 | 34.51 | 35.55 | 36.62 | 37.71 | 38.85 | 40.01 | 41.21 | 42.45 | 43.72 | |
| L110 | SAL/MTH | 5695 | 5866 | 6042 | 6223 | 6410 | 6602 | 6801 | 7005 | 7215 | 7431 | 7654 | N39 |
| 20.2 | HRLY | 32.86 | 33.84 | 34.86 | 35.90 | 36.98 | 38.09 | 39.23 | 40.41 | 41.62 | 42.87 | 44.16 | |
| L120 | SAL/MTH | 5780 | 5953 | 6132 | 6316 | 6505 | 6701 | 6902 | 7109 | 7322 | 7542 | 7768 | N40 |
| 20.2 | HRLY | 33.35 | 34.35 | 35.38 | 36.44 | 37.53 | 38.66 | 39.82 | 41.01 | 42.24 | 43.51 | 44.81 | |

- 152 Network Manager *
- 203 Assistant Juvenile Director *
- 307 Assistant Public Works Director** *
- 415 Road Maintenance Supervisor* *
- 417 Permits-Parks Supervisor* *
- 566 Division Director-Public Health** *
- 575 Division Director-Behavioral Health** *
- 584 Division Director- Community Health Center** *

LINCOLN COUNTY, OREGON

PAY RANGE & POSITION ASSIGNMENT

NON REPRESENTED EMPLOYEES

Employees will receive an additional 1% over base pay after 10 years of service and an additional 2.5% over base pay after 20 years of service

Effective: July 1, 2011

Bold = Phase 1 (implemented 7/1/08)

Italics = Phase 2 (not yet implemented)

| RANGE 21 | | 1 | 2 | 3 | 4 | 5 | 6 | 7 | 8 | 9 | 10 | 11 | |
|-----------------|----------------|----------|----------|----------|----------|----------|----------|----------|----------|----------|-----------|-----------|------------|
| 21.5 | SAL/MTH | 6090 | 6273 | 6461 | 6655 | 6854 | 7060 | 7272 | 7490 | 7715 | 7946 | 8185 | N41 |
| 21.2 | HRLY | 35.14 | 36.19 | 37.27 | 38.39 | 39.54 | 40.73 | 41.95 | 43.21 | 44.51 | 45.84 | 47.22 | |
| LI10 | SAL/MTH | 6151 | 6336 | 6526 | 6721 | 6923 | 7131 | 7345 | 7565 | 7792 | 8026 | 8266 | N42 |
| 21.2 | HRLY | 35.49 | 36.55 | 37.65 | 38.78 | 39.94 | 41.14 | 42.37 | 43.64 | 44.95 | 46.30 | 47.69 | |
| LI20 | SAL/MTH | 6242 | 6430 | 6623 | 6821 | 7026 | 7237 | 7454 | 7677 | 7908 | 8145 | 8389 | N43 |
| 21.2 | HRLY | 36.01 | 37.09 | 38.21 | 39.35 | 40.53 | 41.75 | 43.00 | 44.29 | 45.62 | 46.99 | 48.40 | |

- 71 Assistant Legal Counsel** *
- 104 Lt. Administrative SO *
- 109 Lt. Patrol SO *
- 126 Lt. Corrections SO *
- 188 Family Nurse Practitioner (On Call)
- 222 Psychiatric Mental Health Nurse Practitioner (On Call) *
- 227 Physician Assistant/SBHC and LCHC *
- 566 *Division Director-Public Health* *
- 575 *Division Director-Mental Health & Addictions* *
- 584 *Community Health Center Division Director* *

| RANGE 22 | | 1 | 2 | 3 | 4 | 5 | 6 | 7 | 8 | 9 | 10 | 11 | |
|-----------------|----------------|----------|----------|----------|----------|----------|----------|----------|----------|----------|-----------|-----------|------------|
| 22.5 | SAL/MTH | 6577 | 6775 | 6978 | 7187 | 7403 | 7625 | 7854 | 8089 | 8332 | 8582 | 8839 | N45 |
| 22.2 | HRLY | 37.95 | 39.08 | 40.26 | 41.46 | 42.71 | 43.99 | 45.31 | 46.67 | 48.07 | 49.51 | 51.00 | |
| LI10 | SAL/MTH | 6643 | 6842 | 7048 | 7259 | 7477 | 7701 | 7932 | 8170 | 8415 | 8668 | 8928 | N46 |
| 22.2 | HRLY | 38.33 | 39.48 | 40.66 | 41.88 | 43.14 | 44.43 | 45.76 | 47.14 | 48.55 | 50.01 | 51.51 | |
| LI20 | SAL/MTH | 6742 | 6944 | 7152 | 7367 | 7588 | 7816 | 8050 | 8291 | 8540 | 8796 | 9060 | N47 |
| 22.2 | HRLY | 38.89 | 40.06 | 41.26 | 42.50 | 43.78 | 45.09 | 46.44 | 47.84 | 49.27 | 50.75 | 52.27 | |

- 079 Chief Deputy District Attorney** *
- 307 *Assistant Public Works Director* *

| RANGE 23 | | 1 | 2 | 3 | 4 | 5 | 6 | 7 | 8 | 9 | 10 | 11 | |
|-----------------|----------------|----------|----------|----------|----------|----------|----------|----------|----------|----------|-----------|-----------|------------|
| 23.5 | SAL/MTH | 7103 | 7317 | 7536 | 7762 | 7995 | 8235 | 8482 | 8736 | 8998 | 9268 | 9546 | N48 |
| 23.2 | HRLY | 40.98 | 42.21 | 43.48 | 44.78 | 46.13 | 47.51 | 48.93 | 50.40 | 51.91 | 53.47 | 55.08 | |
| LI10 | SAL/MTH | 7175 | 7390 | 7611 | 7840 | 8075 | 8317 | 8567 | 8824 | 9088 | 9361 | 9642 | N49 |
| 23.2 | HRLY | 41.39 | 42.63 | 43.91 | 45.23 | 46.59 | 47.98 | 49.42 | 50.91 | 52.43 | 54.01 | 55.63 | |
| LI20 | SAL/MTH | 7281 | 7500 | 7724 | 7956 | 8195 | 8441 | 8694 | 8955 | 9223 | 9500 | 9785 | N50 |
| 23.2 | HRLY | 42.01 | 43.27 | 44.56 | 45.90 | 47.28 | 48.70 | 50.16 | 51.66 | 53.21 | 54.81 | 56.45 | |

- 71 *Assistant Legal Counsel* *
- 079 *Chief Deputy District Attorney* *

LINCOLN COUNTY, OREGON

PAY RANGE & POSITION ASSIGNMENT

NON REPRESENTED EMPLOYEES

Employees will receive an additional 1% over base pay after 10 years of service and an additional 2.5% over base pay after 20 years of service

Effective: July 1, 2011

Bold = Phase 1 (implemented 7/1/08)

Italics = Phase 2 (not yet implemented)

| RANGE 24 | | 1 | 2 | 3 | 4 | 5 | 6 | 7 | 8 | 9 | 10 | 11 | |
|---|----------------|----------|----------|----------|----------|----------|----------|----------|----------|----------|-----------|-----------|------------|
| 24.5 | SAL/MTH | 7672 | 7902 | 8139 | 8383 | 8635 | 8894 | 9160 | 9435 | 9718 | 10010 | 10310 | N51 |
| 24.2 | HRLY | 44.26 | 45.59 | 46.96 | 48.36 | 49.82 | 51.31 | 52.85 | 54.43 | 56.07 | 57.75 | 59.48 | |
| LI10 | SAL/MTH | 7748 | 7981 | 8220 | 8467 | 8721 | 8983 | 9252 | 9530 | 9816 | 10110 | 10413 | N52 |
| 24.2 | HRLY | 44.7 | 46.04 | 47.43 | 48.85 | 50.31 | 51.82 | 53.38 | 54.98 | 56.63 | 58.33 | 60.08 | |
| LI20 | SAL/MTH | 7864 | 8099 | 8342 | 8593 | 8851 | 9116 | 9390 | 9671 | 9961 | 10260 | 10568 | N53 |
| 24.2 | HRLY | 45.37 | 46.73 | 48.13 | 49.57 | 51.06 | 52.59 | 54.17 | 55.80 | 57.47 | 59.19 | 60.97 | |
| No positions assigned. | | | | | | | | | | * | | | |
| RANGE 25 | | 1 | 2 | 3 | 4 | 5 | 6 | 7 | 8 | 9 | 10 | 11 | |
| 25.5 | SAL/MTH | 8286 | 8534 | 8790 | 9054 | 9325 | 9605 | 9893 | 10190 | 10496 | 10811 | 11135 | N54 |
| 25.2 | HRLY | 47.8 | 49.24 | 50.71 | 52.23 | 53.80 | 55.41 | 57.08 | 58.79 | 60.55 | 62.37 | 64.24 | |
| LI10 | SAL/MTH | 8368 | 8619 | 8878 | 9144 | 9419 | 9701 | 9992 | 10292 | 10601 | 10919 | 11246 | N55 |
| 25.2 | HRLY | 48.28 | 49.73 | 51.22 | 52.76 | 54.34 | 55.97 | 57.65 | 59.38 | 61.16 | 62.99 | 64.88 | |
| LI20 | SAL/MTH | 8493 | 8747 | 9010 | 9280 | 9559 | 9845 | 10141 | 10445 | 10758 | 11081 | 11413 | N56 |
| 25.2 | HRLY | 49 | 50.47 | 51.98 | 53.54 | 55.15 | 56.80 | 58.50 | 60.26 | 62.07 | 63.93 | 65.85 | |
| No positions assigned. | | | | | | | | | | * | | | |
| RANGE 26 | | 1 | 2 | 3 | 4 | 5 | 6 | 7 | 8 | 9 | 10 | 11 | |
| 26.5 | SAL/MTH | 8948 | 9217 | 9493 | 9778 | 10071 | 10374 | 10685 | 11005 | 11336 | 11676 | 12026 | N57 |
| 26.2 | HRLY | 51.63 | 53.17 | 54.77 | 56.41 | 58.10 | 59.85 | 61.64 | 63.49 | 65.40 | 67.36 | 69.38 | |
| LI10 | SAL/MTH | 9038 | 9309 | 9588 | 9876 | 10172 | 10477 | 10792 | 11115 | 11449 | 11792 | 12146 | N58 |
| 26.2 | HRLY | 52.14 | 53.71 | 55.32 | 56.98 | 58.69 | 60.45 | 62.26 | 64.13 | 66.05 | 68.03 | 70.07 | |
| LI20 | SAL/MTH | 9172 | 9447 | 9731 | 10023 | 10323 | 10633 | 10952 | 11280 | 11619 | 11967 | 12326 | N59 |
| 26.2 | HRLY | 52.92 | 54.50 | 56.14 | 57.82 | 59.56 | 61.34 | 63.18 | 65.08 | 67.03 | 69.04 | 71.11 | |
| 588 Family Medical Doctor | | | | | | | | | | * | | | |
| 599-1 Medical Director (+10%) | | | | | | | | | | * | | | |
| 599-2 Medical Director (+10%) (part-time) | | | | | | | | | | * | | | |

LINCOLN COUNTY, OREGON

PAY RANGE & POSITION ASSIGNMENT

LINCOLN COUNTY EMPLOYEES ASSOCIATION (LCEA)

Employees will receive an additional 1% over base pay after 10 years of service
and an additional 2.5% over base pay after 20 years of service

Effective: July 1, 2011

Bold = Phase 1 (implemented 7/1/08)

Italics = Phase 2 (not yet implemented)

| RANGE 8 | | 1 | 2 | 3 | 4 | 5 | 6 | 7 | 8 | 9 | 10 | 11 | |
|---|----------------|----------|----------|----------|----------|----------|----------|----------|----------|----------|-----------|-----------|------------|
| 8.5 | SAL/MTH | 2239 | 2306 | 2376 | 2447 | 2520 | 2596 | 2674 | 2754 | 2837 | 2922 | 3009 | L8 |
| 8.2 | HRLY | 12.92 | 13.31 | 13.71 | 14.12 | 14.54 | 14.98 | 15.43 | 15.89 | 16.37 | 16.86 | 17.36 | |
| 28 Receptionist-DA 459 Park Watchperson 506 HHS Office Assistant 1 | | | | | | | | | | | | | |
| RANGE 9 | | 1 | 2 | 3 | 4 | 5 | 6 | 7 | 8 | 9 | 10 | 11 | |
| 9.5 | SAL/MTH | 2418 | 2491 | 2566 | 2643 | 2722 | 2804 | 2888 | 2974 | 3064 | 3156 | 3250 | L11 |
| 9.2 | HRLY | 13.95 | 14.37 | 14.80 | 15.25 | 15.70 | 16.17 | 16.66 | 17.16 | 17.67 | 18.21 | 18.75 | |
| 3 Office Assistant 3-Solid Waste District 21 Legal Secretary 1 34 Van Driver - South Beach 213 Office Assistant 3-Parole & Probation 534 Clinic Assistant 1 | | | | | | | | | | | | | |
| RANGE 10 | | 1 | 2 | 3 | 4 | 5 | 6 | 7 | 8 | 9 | 10 | 11 | |
| 10.5 | SAL/MTH | 2612 | 2690 | 2771 | 2854 | 2940 | 3028 | 3119 | 3212 | 3309 | 3408 | 3510 | L14 |
| 10.2 | HRLY | 15.07 | 15.52 | 15.99 | 16.47 | 16.96 | 17.47 | 17.99 | 18.53 | 19.09 | 19.66 | 20.25 | |
| 22 Legal Secretary 2-Case Manager 137 Legal Secretary 2-Post Conviction 138 Legal Secretary 2-Trial Secretary 139 Legal Secretary 2-Data Support 207 Office Specialist-Juvenile 451 Maintenance Technician 1 507 Office Assistant 2 - HHS Child & Family Secretary Office Assistant 2 - Rehab. Secretary 524-1 Bookkeeper 1 524-2 Bookkeeper 1-Protective Payee Program 524-3 Bookkeeper/Office Assistant 2 526 Office Assistant 2 - Child & Family 527 Office Assistant 2 - Environmental Health 529-1 Office Assistant 2 - Health Center 529-2 Office Assistant 2 - Public Health 531-1 Office Assistant 2 - Behavioral Health | | | | | | | | | | | | | |
| RANGE 11 | | 1 | 2 | 3 | 4 | 5 | 6 | 7 | 8 | 9 | 10 | 11 | |
| LI10 | SAL/MTH | 2262 | 2330 | 2399 | 2471 | 2546 | 2622 | 2701 | 2782 | 2865 | 2951 | 3040 | L9 |
| 8.2 | HRLY | 13.05 | 13.44 | 13.84 | 14.26 | 14.69 | 15.13 | 15.58 | 16.05 | 16.53 | 17.03 | 17.54 | |
| 22 Legal Secretary 2-Case Manager 137 Legal Secretary 2-Post Conviction 138 Legal Secretary 2-Trial Secretary 139 Legal Secretary 2-Data Support 207 Office Specialist-Juvenile 451 Maintenance Technician 1 507 Office Assistant 2 - HHS Child & Family Secretary Office Assistant 2 - Rehab. Secretary 524-1 Bookkeeper 1 524-2 Bookkeeper 1-Protective Payee Program 524-3 Bookkeeper/Office Assistant 2 526 Office Assistant 2 - Child & Family 527 Office Assistant 2 - Environmental Health 529-1 Office Assistant 2 - Health Center 529-2 Office Assistant 2 - Public Health 531-1 Office Assistant 2 - Behavioral Health | | | | | | | | | | | | | |
| RANGE 12 | | 1 | 2 | 3 | 4 | 5 | 6 | 7 | 8 | 9 | 10 | 11 | |
| LI20 | SAL/MTH | 2295 | 2364 | 2435 | 2508 | 2583 | 2661 | 2741 | 2823 | 2908 | 2995 | 3085 | L10 |
| 8.2 | HRLY | 13.24 | 13.64 | 14.05 | 14.47 | 14.90 | 15.35 | 15.81 | 16.29 | 16.77 | 17.28 | 17.80 | |
| RANGE 13 | | 1 | 2 | 3 | 4 | 5 | 6 | 7 | 8 | 9 | 10 | 11 | |
| LI10 | SAL/MTH | 2443 | 2516 | 2591 | 2669 | 2749 | 2832 | 2917 | 3004 | 3094 | 3187 | 3283 | L12 |
| 9.2 | HRLY | 14.09 | 14.51 | 14.95 | 15.40 | 15.86 | 16.34 | 16.83 | 17.33 | 17.85 | 18.39 | 18.94 | |
| RANGE 14 | | 1 | 2 | 3 | 4 | 5 | 6 | 7 | 8 | 9 | 10 | 11 | |
| LI20 | SAL/MTH | 2479 | 2553 | 2630 | 2709 | 2790 | 2874 | 2960 | 3049 | 3140 | 3234 | 3331 | L13 |
| 9.2 | HRLY | 14.30 | 14.73 | 15.17 | 15.63 | 16.10 | 16.58 | 17.08 | 17.59 | 18.12 | 18.66 | 19.22 | |
| RANGE 15 | | 1 | 2 | 3 | 4 | 5 | 6 | 7 | 8 | 9 | 10 | 11 | |
| LI10 | SAL/MTH | 2638 | 2717 | 2799 | 2883 | 2969 | 3058 | 3150 | 3244 | 3342 | 3442 | 3545 | L15 |
| 10.2 | HRLY | 15.22 | 15.68 | 16.15 | 16.63 | 17.13 | 17.64 | 18.17 | 18.72 | 19.28 | 19.86 | 20.45 | |
| RANGE 16 | | 1 | 2 | 3 | 4 | 5 | 6 | 7 | 8 | 9 | 10 | 11 | |
| LI20 | SAL/MTH | 2677 | 2758 | 2840 | 2925 | 3013 | 3104 | 3197 | 3293 | 3391 | 3493 | 3598 | L16 |
| 10.2 | HRLY | 15.45 | 15.91 | 16.39 | 16.88 | 17.38 | 17.91 | 18.44 | 19.00 | 19.57 | 20.15 | 20.76 | |

LINCOLN COUNTY, OREGON

PAY RANGE & POSITION ASSIGNMENT

LINCOLN COUNTY EMPLOYEES ASSOCIATION (LCEA)

Employees will receive an additional 1% over base pay after 10 years of service
and an additional 2.5% over base pay after 20 years of service

Effective: July 1, 2011

Bold = Phase 1 (implemented 7/1/08)

Italics = Phase 2 (not yet implemented)

| RANGE 11 | | 1 | 2 | 3 | 4 | 5 | 6 | 7 | 8 | 9 | 10 | 11 | |
|--|----------------|----------|----------|----------|----------|----------|----------|----------|----------|----------|-----------|-----------|------------|
| 11.5 | SAL/MTH | 2821 | 2906 | 2993 | 3082 | 3175 | 3270 | 3368 | 3469 | 3573 | 3681 | 3791 | L17 |
| 11.2 | HRLY | 16.27 | 16.76 | 17.27 | 17.78 | 18.32 | 18.87 | 19.43 | 20.02 | 20.62 | 21.23 | 21.87 | |
| LI10 | SAL/MTH | 2849 | 2935 | 3023 | 3113 | 3207 | 3303 | 3402 | 3504 | 3609 | 3717 | 3829 | L18 |
| 11.2 | HRLY | 16.44 | 16.93 | 17.44 | 17.96 | 18.50 | 19.06 | 19.63 | 20.22 | 20.82 | 21.45 | 22.09 | |
| LI20 | SAL/MTH | 2891 | 2978 | 3068 | 3160 | 3254 | 3352 | 3453 | 3556 | 3663 | 3773 | 3886 | L19 |
| 11.2 | HRLY | 16.68 | 17.18 | 17.70 | 18.23 | 18.77 | 19.34 | 19.92 | 20.52 | 21.13 | 21.77 | 22.42 | |
| <p>23 Senior Legal Secretary 86 Assessment Specialist 2 144 Family Support Worker/Home Visiting/Interpreter 146 Clinic Assistant 2/Interpreter 182 Permit Specialist 205 Office Assistant 2 - P&P 312 Survey Technician 1 501 HHS Office Assistant 3-Behavioral Health 508 HHS Office Assistant 3 532-1 Clinic Assistant 2-Intepreter 532-2 Clinic Assistant 2-LCHC 535-1 Clinic Assistant 2 535-2 Clinic Assistant 2-Immunizations 535-3 Clinic Assistant 2-WIC 535-4 Clinic Assistant 2-Family Support Worker-Home Visiting 535-5 Family Support/Family Home Visiting Lead Worker 535-6 Clinic Assistant 2-SBHC 536 Clinic Assistant 2-Service Coordinator 537 Patient Coordinator 577-1 Clinical Counselor 1/QMHA 577-2 Clinical Counselor 1 577-3 Clinical Counselor 1/Substance Abuse</p> | | | | | | | | | | | | | |
| RANGE 12 | | 1 | 2 | 3 | 4 | 5 | 6 | 7 | 8 | 9 | 10 | 11 | |
| 12.5 | SAL/MTH | 3047 | 3138 | 3232 | 3329 | 3429 | 3532 | 3638 | 3747 | 3859 | 3975 | 4094 | L20 |
| 12.2 | HRLY | 17.58 | 18.10 | 18.65 | 19.21 | 19.78 | 20.38 | 20.99 | 21.62 | 22.27 | 22.93 | 23.62 | |
| LI10 | SAL/MTH | 3077 | 3169 | 3264 | 3362 | 3463 | 3567 | 3674 | 3784 | 3898 | 4015 | 4135 | L21 |
| 12.2 | HRLY | 17.75 | 18.28 | 18.83 | 19.40 | 19.98 | 20.58 | 21.20 | 21.83 | 22.49 | 23.16 | 23.86 | |
| LI20 | SAL/MTH | 3123 | 3216 | 3313 | 3412 | 3515 | 3620 | 3729 | 3841 | 3956 | 4074 | 4197 | L22 |
| 12.2 | HRLY | 18.02 | 18.56 | 19.11 | 19.69 | 20.28 | 20.89 | 21.51 | 22.16 | 22.82 | 23.51 | 24.21 | |
| <p>25 Caseworker Child Support 49 Senior Deputy Clerk 56 Printing Technician 57 Records Technician 87 Assessment Specialist 3 153 Cartographic Technician 1 331 Property Appraiser 1 452 Maintenance Technician 2 457 Park Maintenance Worker 517 Material Supply Clerk 519 Bookkeeper 2</p> | | | | | | | | | | | | | |

LINCOLN COUNTY, OREGON

PAY RANGE & POSITION ASSIGNMENT

LINCOLN COUNTY EMPLOYEES ASSOCIATION (LCEA)

Employees will receive an additional 1% over base pay after 10 years of service
and an additional 2.5% over base pay after 20 years of service

Effective: July 1, 2011

Bold = Phase 1 (implemented 7/1/08)

Italics = Phase 2 (not yet implemented)

| RANGE 13 | | 1 | 2 | 3 | 4 | 5 | 6 | 7 | 8 | 9 | 10 | 11 | |
|---|----------------|-------|-------|-------|-------|-------|-------|-------|-------|-------|-------|-------|------------|
| 13.5 | SAL/MTH | 3290 | 3389 | 3491 | 3595 | 3703 | 3814 | 3929 | 4047 | 4168 | 4293 | 4422 | L23 |
| 13.2 | HRLY | 18.98 | 19.55 | 20.14 | 20.74 | 21.36 | 22.01 | 22.67 | 23.35 | 24.05 | 24.77 | 25.51 | |
| 54 IT User Support Specialist 62 Tax Data Control Specialist 65 Tax Clerk 2-Personal Property Deputy 80 Personal Property Specialist 172 Building Inspector B 233 Juvenile Facility Counselor 1 313-1 Survey Technician 2 322 Cartographer 2 454 Maintenance Technician 3 542 Environmental Health Specialist Trainee/HHS 543 Environmental Health Specialist Trainee/Planning 552-1 Clinical Counselor 2-QHMA 552-2 Clinical Counselor 2-Substance Abuse 552-3 Clinical Counselor 2 | | | | | | | | | | | | | |
| LI10 | SAL/MTH | 3323 | 3423 | 3526 | 3631 | 3740 | 3852 | 3968 | 4087 | 4210 | 4336 | 4466 | L24 |
| 13.2 | HRLY | 19.17 | 19.75 | 20.34 | 20.95 | 21.58 | 22.23 | 22.89 | 23.58 | 24.29 | 25.02 | 25.77 | |
| LI20 | SAL/MTH | 3373 | 3474 | 3578 | 3685 | 3796 | 3910 | 4027 | 4148 | 4272 | 4400 | 4532 | L25 |
| 13.2 | HRLY | 19.46 | 20.04 | 20.64 | 21.26 | 21.90 | 22.56 | 23.23 | 23.93 | 24.65 | 25.39 | 26.15 | |
| 60 Tax Accounting Specialist 68 Treasurer Accounting Clerk 173 Building Inspector A 174 Plumbing Inspector 198 Clinical Counselor 3-Community Care Coordinator * 201 Juvenile Counselor 1 232 Juvenile Facility Counselor 2 323 Lead Digital Cartographer 332 Property Appraiser 2 361 Planner 2 514 Health Educator 553-1 Clinical Counselor 3-Substance Abuse * 553-2 Clinical Counselor 3-QMHA * 553-6 Clinical Counselor 3-Therapeutic Job Coach * 586 DDS Coordinator 3 * | | | | | | | | | | | | | |
| RANGE 14 | | 1 | 2 | 3 | 4 | 5 | 6 | 7 | 8 | 9 | 10 | 11 | |
| 14.5 | SAL/MTH | 3554 | 3660 | 3770 | 3883 | 4000 | 4119 | 4243 | 4370 | 4501 | 4637 | 4776 | L26 |
| 14.2 | HRLY | 20.50 | 21.12 | 21.75 | 22.40 | 23.07 | 23.77 | 24.48 | 25.21 | 25.97 | 26.75 | 27.55 | |
| LI10 | SAL/MTH | 3589 | 3697 | 3808 | 3922 | 4040 | 4161 | 4286 | 4414 | 4547 | 4683 | 4823 | L27 |
| 14.2 | HRLY | 20.71 | 21.33 | 21.97 | 22.63 | 23.30 | 24.00 | 24.72 | 25.47 | 26.23 | 27.02 | 27.83 | |
| LI20 | SAL/MTH | 3642 | 3752 | 3864 | 3980 | 4099 | 4222 | 4349 | 4480 | 4614 | 4752 | 4895 | L28 |
| 14.2 | HRLY | 21.01 | 21.64 | 22.29 | 22.96 | 23.65 | 24.36 | 25.09 | 25.84 | 26.62 | 27.42 | 28.24 | |

LINCOLN COUNTY, OREGON

PAY RANGE & POSITION ASSIGNMENT

LINCOLN COUNTY EMPLOYEES ASSOCIATION (LCEA)

Employees will receive an additional 1% over base pay after 10 years of service
and an additional 2.5% over base pay after 20 years of service

Effective: July 1, 2011

Bold = Phase 1 (implemented 7/1/08)

Italics = Phase 2 (not yet implemented)

| RANGE 15 | | 1 | 2 | 3 | 4 | 5 | 6 | 7 | 8 | 9 | 10 | 11 | |
|---|----------------|----------|----------|----------|----------|----------|----------|----------|----------|----------|-----------|-----------|------------|
| 15.5 | SAL/MTH | 3838 | 3953 | 4072 | 4194 | 4319 | 4449 | 4583 | 4720 | 4862 | 5007 | 5158 | L29 |
| 15.2 | HRLY | 22.14 | 22.81 | 23.49 | 24.19 | 24.92 | 25.67 | 26.44 | 27.23 | 28.05 | 28.89 | 29.76 | |
| | | | | | | | | | | | | | |
| LI10 | SAL/MTH | 3876 | 3992 | 4112 | 4236 | 4363 | 4494 | 4628 | 4767 | 4910 | 5058 | 5209 | L30 |
| 15.2 | HRLY | 22.36 | 23.03 | 23.72 | 24.44 | 25.17 | 25.92 | 26.70 | 27.50 | 28.33 | 29.18 | 30.05 | |
| | | | | | | | | | | | | | |
| LI20 | SAL/MTH | 3934 | 4052 | 4173 | 4299 | 4427 | 4560 | 4697 | 4838 | 4983 | 5133 | 5287 | L31 |
| 15.2 | HRLY | 22.69 | 23.38 | 24.08 | 24.80 | 25.54 | 26.31 | 27.10 | 27.91 | 28.75 | 29.61 | 30.50 | |
| | | | | | | | | | | | | | |
| 53 Computer Services Technician 89 Developmental Disabilities Service Coord 4 * 94 Property Manager 202 Juvenile Counselor 2 247 Assistant Emergency Services Coordinator 540 Developmental Disabilities QA Coordinator * 561-1 Clinical Counselor 4 * 561-2 Clinical Counselor 4-QHMP * 561-3 Clinical Counselor 4-Case Manager * 561-4 Clinical Counselor 4-Addictions/DHS * 580 Health Educator/Diabetes Project Coordinator * 587 DDS Coordinator 4 * | | | | | | | | | | | | | |
| | | | | | | | | | | | | | |
| RANGE 16 | | 1 | 2 | 3 | 4 | 5 | 6 | 7 | 8 | 9 | 10 | 11 | |
| 16.5 | SAL/MTH | 4145 | 4269 | 4397 | 4529 | 4665 | 4805 | 4949 | 5098 | 5251 | 5408 | 5570 | L32 |
| 16.2 | HRLY | 23.91 | 24.63 | 25.37 | 26.13 | 26.91 | 27.72 | 28.55 | 29.41 | 30.29 | 31.20 | 32.14 | |
| | | | | | | | | | | | | | |
| LI10 | SAL/MTH | 4186 | 4312 | 4441 | 4574 | 4712 | 4853 | 4999 | 5149 | 5303 | 5462 | 5626 | L33 |
| 16.2 | HRLY | 24.15 | 24.88 | 25.62 | 26.39 | 27.18 | 28.00 | 28.84 | 29.70 | 30.59 | 31.51 | 32.46 | |
| | | | | | | | | | | | | | |
| LI20 | SAL/MTH | 4248 | 4376 | 4507 | 4642 | 4782 | 4925 | 5073 | 5225 | 5382 | 5543 | 5710 | L34 |
| 16.2 | HRLY | 24.51 | 25.25 | 26.00 | 26.78 | 27.59 | 28.41 | 29.27 | 30.14 | 31.05 | 31.98 | 32.94 | |
| | | | | | | | | | | | | | |
| 105-1 Detective Investigator 136 Community Health Nurse 2/MCH/Interpreter 142 Community Health Nurse 2 Public Health (Communicable Disease) 175 Electrical Inspector 176 Combination Inspector 191 Mental Health Nurse 223 Environmental Health Specialist/Public Health Emergency Preparedness Coordinator 333 Property Appraiser 3 334 Sales Data Analyst 363 Senior Planner 502-2 Community Health Nurse 2-LCHC 502-3 Community Health Nurse 2-MCH 502-4 Community Health Nurse 2-PH 502-5 Community Health Nurse 2-SBHC 502-8 Community Health Nurse 2-VA and LCHC 538 Environmental Health Specialist - HHS 539 Environmental Health Specialist - Planning 562-1 Clinical Counselor 5 * 562-2 Clinical Counselor 5-DBT PSRB * 562-3 Clinical Counselor 5-QMHP * | | | | | | | | | | | | | |

LINCOLN COUNTY, OREGON

PAY RANGE & POSITION ASSIGNMENT

LINCOLN COUNTY EMPLOYEES ASSOCIATION (LCEA)

Employees will receive an additional 1% over base pay after 10 years of service
and an additional 2.5% over base pay after 20 years of service

Effective: July 1, 2011

Bold = Phase 1 (implemented 7/1/08)

Italics = Phase 2 (not yet implemented)

| | | | | | | | | | | | | | |
|--|----------------|----------|----------|----------|----------|----------|----------|----------|----------|----------|-----------|-----------|------------|
| RANGE 17 | | 1 | 2 | 3 | 4 | 5 | 6 | 7 | 8 | 9 | 10 | 11 | |
| 17.5 | SAL/MTH | 4476 | 4611 | 4749 | 4891 | 5038 | 5189 | 5345 | 5505 | 5671 | 5841 | 6016 | L35 |
| 17.2 | HRLY | 25.83 | 26.60 | 27.40 | 28.22 | 29.07 | 29.94 | 30.84 | 31.76 | 32.71 | 33.70 | 34.71 | |
| LI10 | SAL/MTH | 4521 | 4657 | 4797 | 4940 | 5089 | 5241 | 5399 | 5560 | 5727 | 5899 | 6076 | L36 |
| 17.2 | HRLY | 26.08 | 26.87 | 27.67 | 28.50 | 29.36 | 30.24 | 31.15 | 32.08 | 33.04 | 34.03 | 35.05 | |
| LI20 | SAL/MTH | 4588 | 4726 | 4868 | 5014 | 5164 | 5319 | 5479 | 5643 | 5812 | 5987 | 6166 | L37 |
| 17.2 | HRLY | 26.47 | 27.27 | 28.08 | 28.93 | 29.79 | 30.69 | 31.61 | 32.56 | 33.53 | 34.54 | 35.57 | |
| 162 Senior Environmental Health Specialist | | | | | | | | | | | | | |
| RANGE 18 | | 1 | 2 | 3 | 4 | 5 | 6 | 7 | 8 | 9 | 10 | 11 | |
| 18.5 | SAL/MTH | 4835 | 4980 | 5129 | 5283 | 5441 | 5605 | 5773 | 5946 | 6124 | 6308 | 6497 | L38 |
| 18.2 | HRLY | 27.89 | 28.73 | 29.59 | 30.48 | 31.39 | 32.33 | 33.30 | 34.30 | 35.33 | 36.39 | 37.48 | |
| LI10 | SAL/MTH | 4883 | 5029 | 5180 | 5336 | 5496 | 5661 | 5830 | 6005 | 6185 | 6371 | 6562 | L39 |
| 18.2 | HRLY | 28.17 | 29.02 | 29.89 | 30.78 | 31.71 | 32.66 | 33.64 | 34.65 | 35.69 | 36.76 | 37.86 | |
| LI20 | SAL/MTH | 4955 | 5104 | 5257 | 5415 | 5577 | 5745 | 5917 | 6094 | 6277 | 6466 | 6660 | L40 |
| 18.2 | HRLY | 28.59 | 29.45 | 30.33 | 31.24 | 32.18 | 33.14 | 34.14 | 35.16 | 36.22 | 37.30 | 38.42 | |
| 076-1 Deputy DA 1 | | | | | | | | | | * | | | |
| 076-2 Deputy DA 1-Domestic Violence | | | | | | | | | | * | | | |
| RANGE 19 | | 1 | 2 | 3 | 4 | 5 | 6 | 7 | 8 | 9 | 10 | 11 | |
| 19.5 | SAL/MTH | 5221 | 5378 | 5539 | 5705 | 5877 | 6053 | 6234 | 6422 | 6614 | 6813 | 7017 | L41 |
| 19.2 | HRLY | 30.12 | 31.03 | 31.96 | 32.92 | 33.90 | 34.92 | 35.97 | 37.05 | 38.16 | 39.30 | 40.48 | |
| LI10 | SAL/MTH | 5273 | 5432 | 5595 | 5762 | 5935 | 6113 | 6297 | 6486 | 6680 | 6881 | 7087 | L42 |
| 19.2 | HRLY | 30.42 | 31.34 | 32.28 | 33.25 | 34.24 | 35.27 | 36.33 | 37.42 | 38.54 | 39.70 | 40.89 | |
| LI20 | SAL/MTH | 5352 | 5512 | 5678 | 5848 | 6024 | 6204 | 6390 | 6582 | 6780 | 6983 | 7192 | L43 |
| 19.2 | HRLY | 30.88 | 31.80 | 32.76 | 33.74 | 34.75 | 35.79 | 36.87 | 37.97 | 39.11 | 40.29 | 41.49 | |
| 77 Deputy DA 2 | | | | | | | | | | * | | | |
| RANGE 20 | | 1 | 2 | 3 | 4 | 5 | 6 | 7 | 8 | 9 | 10 | 11 | |
| 20.5 | SAL/MTH | 5639 | 5808 | 5982 | 6162 | 6347 | 6537 | 6733 | 6935 | 7143 | 7358 | 7578 | L44 |
| 20.2 | HRLY | 32.53 | 33.51 | 34.51 | 35.55 | 36.62 | 37.71 | 38.85 | 40.01 | 41.21 | 42.45 | 43.72 | |
| LI10 | SAL/MTH | 5695 | 5866 | 6042 | 6223 | 6410 | 6602 | 6801 | 7005 | 7215 | 7431 | 7654 | L45 |
| 20.2 | HRLY | 32.86 | 33.84 | 34.86 | 35.90 | 36.98 | 38.09 | 39.23 | 40.41 | 41.62 | 42.87 | 44.16 | |
| LI20 | SAL/MTH | 5780 | 5953 | 6132 | 6316 | 6505 | 6701 | 6902 | 7109 | 7322 | 7542 | 7768 | L46 |
| 20.2 | HRLY | 33.35 | 34.35 | 35.38 | 36.44 | 37.53 | 38.66 | 39.82 | 41.01 | 42.24 | 43.51 | 44.81 | |
| 78 Deputy DA 3 | | | | | | | | | | * | | | |

LINCOLN COUNTY, OREGON

PAY RANGE & POSITION ASSIGNMENT

LINCOLN COUNTY EMPLOYEES ASSOCIATION (LCEA)

Employees will receive an additional 1% over base pay after 10 years of service
and an additional 2.5% over base pay after 20 years of service

Effective: July 1, 2011

Bold = Phase 1 (implemented 7/1/08)

Italics = Phase 2 (not yet implemented)

| RANGE 21 | | 1 | 2 | 3 | 4 | 5 | 6 | 7 | 8 | 9 | 10 | 11 | |
|---|----------------|-------|-------|-------|-------|-------|-------|-------|-------|-------|-------|-------|------------|
| 21.5 | SAL/MTH | 6090 | 6273 | 6461 | 6655 | 6854 | 7060 | 7272 | 7490 | 7715 | 7946 | 8185 | L47 |
| 21.2 | HRLY | 35.14 | 36.19 | 37.27 | 38.39 | 39.54 | 40.73 | 41.95 | 43.21 | 44.51 | 45.84 | 47.22 | |
| | | | | | | | | | | | | | |
| LI10 | SAL/MTH | 6151 | 6336 | 6526 | 6721 | 6923 | 7131 | 7345 | 7565 | 7792 | 8026 | 8266 | L48 |
| 21.2 | HRLY | 35.49 | 36.55 | 37.65 | 38.78 | 39.94 | 41.14 | 42.37 | 43.64 | 44.95 | 46.30 | 47.69 | |
| | | | | | | | | | | | | | |
| LI20 | SAL/MTH | 6242 | 6430 | 6623 | 6821 | 7026 | 7237 | 7454 | 7677 | 7908 | 8145 | 8389 | L49 |
| 21.2 | HRLY | 36.01 | 37.09 | 38.21 | 39.35 | 40.53 | 41.75 | 43.00 | 44.29 | 45.62 | 46.99 | 48.40 | |
| | | | | | | | | | | | | | |
| 154 Nurse Practitioner | | | | | | | | | | * | | | |
| 515 Family Nurse Practitioner-LCHC | | | | | | | | | | * | | | |
| 521-1 Psychiatric MH Nurse Practitioner-Health Center | | | | | | | | | | * | | | |
| 521-2 Psychiatric MH Nurse Practitioner-FQHC | | | | | | | | | | * | | | |
| 521-3 Psychiatric MH Nurse Practitioner | | | | | | | | | | * | | | |
| 522 Pediatric Nurse Practitioner | | | | | | | | | | * | | | |
| 523 Adult Nurse Practitioner | | | | | | | | | | * | | | |
| 578 Family Nurse Practitioner- SBHC/LCHC | | | | | | | | | | * | | | |
| | | | | | | | | | | | | | |
| RANGE 22 | | 1 | 2 | 3 | 4 | 5 | 6 | 7 | 8 | 9 | 10 | 11 | |
| 22.5 | SAL/MTH | 6577 | 6775 | 6978 | 7187 | 7403 | 7625 | 7854 | 8089 | 8332 | 8582 | 8839 | L50 |
| 22.2 | HRLY | 37.95 | 39.08 | 40.26 | 41.46 | 42.71 | 43.99 | 45.31 | 46.67 | 48.07 | 49.51 | 51.00 | |
| | | | | | | | | | | | | | |
| LI10 | SAL/MTH | 6643 | 6842 | 7048 | 7259 | 7477 | 7701 | 7932 | 8170 | 8415 | 8668 | 8928 | L80 |
| 22.2 | HRLY | 38.33 | 39.48 | 40.66 | 41.88 | 43.14 | 44.43 | 45.76 | 47.14 | 48.55 | 50.01 | 51.51 | |
| | | | | | | | | | | | | | |
| LI20 | SAL/MTH | 6742 | 6944 | 7152 | 7367 | 7588 | 7816 | 8050 | 8291 | 8540 | 8796 | 9060 | L81 |
| 22.2 | HRLY | 38.89 | 40.06 | 41.26 | 42.50 | 43.78 | 45.09 | 46.44 | 47.84 | 49.27 | 50.75 | 52.27 | |
| | | | | | | | | | | | | | |
| No Positions Assigned. | | | | | | | | | | | | | |
| | | | | | | | | | | | | | |
| RANGE 23 | | 1 | 2 | 3 | 4 | 5 | 6 | 7 | 8 | 9 | 10 | 11 | |
| 23.5 | SAL/MTH | 7103 | 7317 | 7536 | 7762 | 7995 | 8235 | 8482 | 8736 | 8998 | 9268 | 9546 | L83 |
| 23.2 | HRLY | 40.98 | 42.21 | 43.48 | 44.78 | 46.13 | 47.51 | 48.93 | 50.40 | 51.91 | 53.47 | 55.08 | |
| | | | | | | | | | | | | | |
| LI10 | SAL/MTH | 7175 | 7390 | 7611 | 7840 | 8075 | 8317 | 8567 | 8824 | 9088 | 9361 | 9642 | L84 |
| 23.2 | HRLY | 41.39 | 42.63 | 43.91 | 45.23 | 46.59 | 47.98 | 49.42 | 50.91 | 52.43 | 54.01 | 55.63 | |
| | | | | | | | | | | | | | |
| LI20 | SAL/MTH | 7281 | 7500 | 7724 | 7956 | 8195 | 8441 | 8694 | 8955 | 9223 | 9500 | 9785 | L85 |
| 23.2 | HRLY | 42.01 | 43.27 | 44.56 | 45.90 | 47.28 | 48.70 | 50.16 | 51.66 | 53.21 | 54.81 | 56.45 | |
| | | | | | | | | | | | | | |
| No Positions Assigned. | | | | | | | | | | | | | |
| | | | | | | | | | | | | | |
| RANGE 24 | | 1 | 2 | 3 | 4 | 5 | 6 | 7 | 8 | 9 | 10 | 11 | |
| 24.5 | SAL/MTH | 7672 | 7902 | 8139 | 8383 | 8635 | 8894 | 9160 | 9435 | 9718 | 10010 | 10310 | L86 |
| 24.2 | HRLY | 44.26 | 45.59 | 46.96 | 48.36 | 49.82 | 51.31 | 52.85 | 54.43 | 56.07 | 57.75 | 59.48 | |
| | | | | | | | | | | | | | |
| LI10 | SAL/MTH | 7748 | 7981 | 8220 | 8467 | 8721 | 8983 | 9252 | 9530 | 9816 | 10110 | 10413 | L87 |
| 24.2 | HRLY | 44.70 | 46.04 | 47.43 | 48.85 | 50.31 | 51.82 | 53.38 | 54.98 | 56.63 | 58.33 | 60.08 | |
| | | | | | | | | | | | | | |
| LI20 | SAL/MTH | 7864 | 8099 | 8342 | 8593 | 8851 | 9116 | 9390 | 9671 | 9961 | 10260 | 10568 | L88 |
| 24.2 | HRLY | 45.37 | 46.73 | 48.13 | 49.57 | 51.06 | 52.59 | 54.17 | 55.80 | 57.47 | 59.19 | 60.97 | |
| | | | | | | | | | | | | | |
| No Positions Assigned. | | | | | | | | | | | | | |

LINCOLN COUNTY, OREGON

PAY RANGE & POSITION ASSIGNMENT

LINCOLN COUNTY EMPLOYEES ASSOCIATION (LCEA)

Employees will receive an additional 1% over base pay after 10 years of service
and an additional 2.5% over base pay after 20 years of service

Effective: July 1, 2011

Bold = Phase 1 (implemented 7/1/08)

Italics = Phase 2 (not yet implemented)

| RANGE 25 | | 1 | 2 | 3 | 4 | 5 | 6 | 7 | 8 | 9 | 10 | 11 | |
|------------------------|----------------|----------|----------|----------|----------|----------|----------|----------|----------|----------|-----------|-----------|--|
| 25.5 | SAL/MTH | 8286 | 8534 | 8790 | 9054 | 9325 | 9605 | 9893 | 10190 | 10496 | 10811 | 11135 | |
| 25.2 | HRLY | 47.80 | 49.24 | 50.71 | 52.23 | 53.80 | 55.41 | 57.08 | 58.79 | 60.55 | 62.37 | 64.24 | |
| LI10 | SAL/MTH | 8368 | 8619 | 8878 | 9144 | 9419 | 9701 | 9992 | 10292 | 10601 | 10919 | 11246 | |
| 25.2 | HRLY | 48.28 | 49.73 | 51.22 | 52.76 | 54.34 | 55.97 | 57.65 | 59.38 | 61.16 | 62.99 | 64.88 | |
| LI20 | SAL/MTH | 8493 | 8747 | 9010 | 9280 | 9559 | 9845 | 10141 | 10445 | 10758 | 11081 | 11413 | |
| 25.2 | HRLY | 49.00 | 50.47 | 51.98 | 53.54 | 55.15 | 56.80 | 58.50 | 60.26 | 62.07 | 63.93 | 65.85 | |
| No Positions Assigned. | | | | | | | | | | | | | |
| RANGE 26 | | 1 | 2 | 3 | 4 | 5 | 6 | 7 | 8 | 9 | 10 | 11 | |
| 26.5 | SAL/MTH | 8948 | 9217 | 9493 | 9778 | 10071 | 10374 | 10685 | 11005 | 11336 | 11676 | 12026 | |
| 26.2 | HRLY | 51.63 | 53.17 | 54.77 | 56.41 | 58.10 | 59.85 | 61.64 | 63.49 | 65.40 | 67.36 | 69.38 | |
| LI10 | SAL/MTH | 9038 | 9309 | 9588 | 9876 | 10172 | 10477 | 10792 | 11115 | 11449 | 11792 | 12146 | |
| 26.2 | HRLY | 52.14 | 53.71 | 55.32 | 56.98 | 58.69 | 60.45 | 62.26 | 64.13 | 66.05 | 68.03 | 70.07 | |
| LI20 | SAL/MTH | 9172 | 9447 | 9731 | 10023 | 10323 | 10633 | 10952 | 11280 | 11619 | 11967 | 12326 | |
| 26.2 | HRLY | 52.92 | 54.50 | 56.14 | 57.82 | 59.56 | 61.34 | 63.18 | 65.08 | 67.03 | 69.04 | 71.11 | |
| No Positions Assigned. | | | | | | | | | | | | | |

LINCOLN COUNTY, OREGON

PAY RANGE & POSITION ASSIGNMENT

LCEA ROADS EMPLOYEES

Employees will receive an additional 1% over base pay after 10 years of service and an additional 2.5% over base pay after 20 years of service

Effective: July 1, 2011

| RANGE 11 | | 1 | 2 | 3 | 4 | 5 | 6 | 7 | 8 | 9 | 10 | 11 | |
|--|---------|-------|-------|-------|-------|-------|-------|-------|-------|-------|-------|-------|-----|
| 11.5 | SAL/MTH | 2850 | 2935 | 3023 | 3114 | 3208 | 3304 | 3403 | 3505 | 3610 | 3718 | 3830 | |
| 11.2 | HRLY | 16.44 | 16.93 | 17.44 | 17.97 | 18.51 | 19.06 | 19.63 | 20.22 | 20.83 | 21.45 | 22.10 | R1 |
| 401 Road Maintenance Worker 1 | | | | | | | | | | | | | |
| RANGE 12 | | 1 | 2 | 3 | 4 | 5 | 6 | 7 | 8 | 9 | 10 | 11 | |
| 12.5 | SAL/MTH | 3078 | 3170 | 3265 | 3363 | 3464 | 3568 | 3675 | 3785 | 3899 | 4016 | 4136 | |
| 12.2 | HRLY | 17.76 | 18.29 | 18.84 | 19.40 | 19.99 | 20.59 | 21.20 | 21.84 | 22.49 | 23.17 | 23.86 | R4 |
| L110 | SAL/MTH | 3109 | 3202 | 3298 | 3397 | 3499 | 3604 | 3712 | 3823 | 3938 | 4056 | 4178 | |
| 12.2 | HRLY | 17.93 | 18.47 | 19.03 | 19.60 | 20.19 | 20.79 | 21.41 | 22.06 | 22.72 | 23.40 | 24.10 | R5 |
| L120 | SAL/MTH | 3155 | 3249 | 3347 | 3447 | 3551 | 3657 | 3767 | 3880 | 3996 | 4116 | 4240 | |
| 12.2 | HRLY | 18.20 | 18.75 | 19.31 | 19.89 | 20.49 | 21.10 | 21.73 | 22.38 | 23.06 | 23.75 | 24.46 | R6 |
| 402 Road Maintenance Worker 2 431 Automotive Service Worker | | | | | | | | | | | | | |
| RANGE 13 | | 1 | 2 | 3 | 4 | 5 | 6 | 7 | 8 | 9 | 10 | 11 | |
| 13.5 | SAL/MTH | 3324 | 3424 | 3527 | 3632 | 3741 | 3854 | 3969 | 4088 | 4211 | 4337 | 4467 | |
| 13.2 | HRLY | 19.18 | 19.75 | 20.35 | 20.96 | 21.58 | 22.23 | 22.90 | 23.59 | 24.29 | 25.02 | 25.77 | R7 |
| L110 | SAL/MTH | 3357 | 3458 | 3562 | 3669 | 3779 | 3892 | 4009 | 4129 | 4253 | 4381 | 4512 | |
| 13.2 | HRLY | 19.37 | 19.95 | 20.55 | 21.17 | 21.80 | 22.45 | 23.13 | 23.82 | 24.54 | 25.27 | 26.03 | R8 |
| L120 | SAL/MTH | 3407 | 3509 | 3615 | 3723 | 3835 | 3950 | 4068 | 4190 | 4316 | 4446 | 4579 | |
| 13.2 | HRLY | 19.66 | 20.25 | 20.85 | 21.48 | 22.12 | 22.79 | 23.47 | 24.18 | 24.90 | 25.65 | 26.42 | R9 |
| 403 Road Maintenance Worker 3 420 Vegetation Control Technician | | | | | | | | | | | | | |
| RANGE 14 | | 1 | 2 | 3 | 4 | 5 | 6 | 7 | 8 | 9 | 10 | 11 | |
| 14.5 | SAL/MTH | 3590 | 3698 | 3809 | 3923 | 4041 | 4162 | 4287 | 4415 | 4548 | 4684 | 4825 | |
| 14.2 | HRLY | 20.71 | 21.33 | 21.97 | 22.63 | 23.31 | 24.01 | 24.73 | 25.47 | 26.24 | 27.02 | 27.83 | R10 |
| L110 | SAL/MTH | 3626 | 3735 | 3847 | 3962 | 4081 | 4203 | 4330 | 4459 | 4593 | 4731 | 4873 | |
| 14.2 | HRLY | 20.92 | 21.55 | 22.19 | 22.86 | 23.54 | 24.25 | 24.98 | 25.73 | 26.50 | 27.29 | 28.11 | R11 |
| L120 | SAL/MTH | 3680 | 3790 | 3904 | 4021 | 4142 | 4266 | 4394 | 4526 | 4661 | 4801 | 4945 | |
| 14.2 | HRLY | 21.23 | 21.87 | 22.52 | 23.20 | 23.89 | 24.61 | 25.35 | 26.11 | 26.89 | 27.70 | 28.53 | R12 |
| 432 Mechanic | | | | | | | | | | | | | |
| RANGE 15 | | 1 | 2 | 3 | 4 | 5 | 6 | 7 | 8 | 9 | 10 | 11 | |
| 15.5 | SAL/MTH | 3877 | 3994 | 4113 | 4237 | 4364 | 4495 | 4630 | 4769 | 4912 | 5059 | 5211 | |
| 15.2 | HRLY | 22.37 | 23.04 | 23.73 | 24.44 | 25.18 | 25.93 | 26.71 | 27.51 | 28.34 | 29.19 | 30.06 | R13 |
| L110 | SAL/MTH | 3916 | 4033 | 4154 | 4279 | 4407 | 4540 | 4676 | 4816 | 4961 | 5109 | 5263 | |
| 15.2 | HRLY | 22.59 | 23.27 | 23.97 | 24.69 | 25.43 | 26.19 | 26.98 | 27.79 | 28.62 | 29.48 | 30.36 | R14 |
| L120 | SAL/MTH | 3974 | 4093 | 4216 | 4343 | 4473 | 4607 | 4745 | 4888 | 5034 | 5185 | 5341 | |
| 15.2 | HRLY | 22.93 | 23.62 | 24.32 | 25.05 | 25.81 | 26.58 | 27.38 | 28.20 | 29.04 | 29.92 | 30.81 | R15 |

LINCOLN COUNTY, OREGON

| LCEA TRANSIT DISTRICT FOR EMPLOYEES HIRED PRIOR TO JULY 1, 2000 EFFECTIVE JULY 1, 2011 LI 10 Longevity Increase of 1% after 10 years of service LI 20 Longevity Increase of 2.5% after 20 years of service | | | | | | | | |
|---|---------|-------|-------|-------|-------|-------|-------|------------|
| | | 1 | 2 | 3 | 4 | 5 | 6 | |
| BASE | | | | | | | | |
| 9.5 | SAL/MTH | 2444 | 2590 | 2737 | 2884 | 3029 | 3176 | T04 |
| 9.2 | Hourly | 14.10 | 14.94 | 15.79 | 16.64 | 17.48 | 18.32 | |
| LI 10 | SAL/MTH | 2468 | 2616 | 2764 | 2912 | 3060 | 3208 | T05 |
| 9.2 | Hourly | 14.24 | 15.09 | 15.95 | 16.80 | 17.65 | 18.51 | |
| LI 20 | SAL/MTH | 2505 | 2655 | 2805 | 2956 | 3105 | 3256 | T06 |
| 9.2 | Hourly | 14.45 | 15.31 | 16.18 | 17.05 | 17.91 | 18.78 | |
| 005 Dispatcher 009 Transit Driver | | | | | | | | |
| | | 1 | 2 | 3 | 4 | 5 | 6 | |
| BASE | | | | | | | | |
| 10.5 | 40 | 2640 | 2797 | 2956 | 3115 | 3089 | 3430 | T07 |
| 10.2 | Hourly | 15.23 | 16.14 | 17.05 | 17.97 | 17.82 | 19.79 | |
| LI 10 | SAL/MTH | 2666 | 2825 | 2986 | 3146 | 3119 | 3465 | T08 |
| 10.2 | Hourly | 15.38 | 16.30 | 17.22 | 18.15 | 18.00 | 19.99 | |
| LI 20 | SAL/MTH | 2706 | 2867 | 3030 | 3193 | 3166 | 3516 | T09 |
| 10.2 | Hourly | 15.61 | 16.54 | 17.48 | 18.42 | 18.26 | 20.28 | |
| 183 Lead Dispatcher 184 Driver/Trainer | | | | | | | | |

LINCOLN COUNTY, OREGON

LCEA TRANSIT DISTRICT
 FOR EMPLOYEES HIRED AFTER JULY 1, 2000
 EFFECTIVE JULY 1, 2011
 LI 10 Longevity Increase of 1% after 10 years of service
 LI 20 Longevity Increase of 2.5% after 20 years of service

| | | 1 | 2 | 3 | 4 | 5 | 6 | 7 | 8 | 9 | 10 | 11 | |
|--|---------|-------|-------|-------|-------|-------|-------|-------|-------|-------|-------|-------|------------|
| BASE | | | | | | | | | | | | | |
| 9.5 | 40 | 2444 | 2517 | 2590 | 2664 | 2737 | 2811 | 2884 | 2957 | 3029 | 3103 | 3176 | T10 |
| 9.2 | Hourly | 14.10 | 14.52 | 14.94 | 15.37 | 15.79 | 16.22 | 16.64 | 17.06 | 17.48 | 17.90 | 18.32 | |
| LI 10 | SAL/MTH | 2468 | 2543 | 2616 | 2691 | 2764 | 2839 | 2912 | 2987 | 3060 | 3134 | 3208 | T11 |
| 9.2 | Hourly | 14.24 | 14.67 | 15.09 | 15.52 | 15.95 | 16.38 | 16.80 | 17.23 | 17.65 | 18.08 | 18.51 | |
| LI 20 | SAL/MTH | 2505 | 2580 | 2655 | 2731 | 2805 | 2881 | 2956 | 3031 | 3105 | 3180 | 3256 | T12 |
| 9.2 | Hourly | 14.45 | 14.89 | 15.31 | 15.75 | 16.18 | 16.62 | 17.05 | 17.49 | 17.91 | 18.35 | 18.78 | |
| 005 Dispatcher/Transit 009 Transit Driver | | | | | | | | | | | | | |
| | | 1 | 2 | 3 | 4 | 5 | 6 | 7 | 8 | 9 | 10 | 11 | |
| BASE | | | | | | | | | | | | | |
| 10.5 | 40 | 2640 | 2718 | 2797 | 2876 | 2956 | 3036 | 3115 | 3194 | 3272 | 3351 | 3430 | T13 |
| 10.2 | Hourly | 15.23 | 15.68 | 16.14 | 16.59 | 17.05 | 17.51 | 17.97 | 18.42 | 18.88 | 19.33 | 19.79 | |
| LI 10 | SAL/MTH | 2666 | 2745 | 2825 | 2905 | 2986 | 3066 | 3146 | 3226 | 3305 | 3384 | 3465 | T14 |
| 10.2 | Hourly | 15.38 | 15.84 | 16.30 | 16.76 | 17.22 | 17.69 | 18.15 | 18.61 | 19.07 | 19.52 | 19.99 | |
| LI 20 | SAL/MTH | 2706 | 2786 | 2867 | 2948 | 3030 | 3111 | 3193 | 3273 | 3354 | 3434 | 3516 | T15 |
| 10.2 | Hourly | 15.61 | 16.07 | 16.54 | 17.01 | 17.48 | 17.95 | 18.42 | 18.89 | 19.35 | 19.81 | 20.28 | |
| 183 Lead Dispatcher 184 Driver/Trainer | | | | | | | | | | | | | |

LINCOLN COUNTY, OREGON

**PAY RANGE & POSITION ASSIGNMENT
FEDERATION OF PAROLE & PROBATION OFFICERS (FOPPO)**

Effective: July 1, 2011

BASE

| RANGE 15 | | 1 | 2 | 3 | 4 | 5 | 6 | 7 | 8 | 9 | 10 | 11 | F01 |
|----------|---------|-------|-------|-------|-------|-------|-------|-------|-------|-------|-------|-------|-----|
| 15.5 | SAL/MTH | 3802 | 3916 | 4033 | 4154 | 4279 | 4407 | 4539 | 4675 | 4816 | 4960 | 5109 | |
| 15.2 | HRLY | 21.93 | 22.59 | 23.27 | 23.97 | 24.68 | 25.43 | 26.19 | 26.97 | 27.78 | 28.62 | 29.47 | |

| LI10 | | 1 | 2 | 3 | 4 | 5 | 6 | 7 | 8 | 9 | 10 | 11 | F02 |
|---------|------|-------|-------|-------|-------|-------|-------|-------|-------|-------|-------|-------|-----|
| SAL/MTH | | 3840 | 3955 | 4073 | 4196 | 4321 | 4451 | 4585 | 4722 | 4864 | 5010 | 5160 | |
| 15.2 | HRLY | 22.15 | 22.82 | 23.50 | 24.21 | 24.93 | 25.68 | 26.45 | 27.24 | 28.06 | 28.90 | 29.77 | |

| LI20 | | 1 | 2 | 3 | 4 | 5 | 6 | 7 | 8 | 9 | 10 | 11 | F03 |
|---------|------|-------|-------|-------|-------|-------|-------|-------|-------|-------|-------|-------|-----|
| SAL/MTH | | 3897 | 4013 | 4134 | 4258 | 4386 | 4517 | 4653 | 4792 | 4936 | 5084 | 5237 | |
| 15.2 | HRLY | 22.48 | 23.15 | 23.85 | 24.56 | 25.30 | 26.06 | 26.84 | 27.65 | 28.48 | 29.33 | 30.21 | |

206 Parole & Probation Officer
214 Parole & Probation Officer/Pre-sentence Investigation Specialist *

INT (INTERMEDIATE CERTIFICATE = BASE + 2%)

| | | 1 | 2 | 3 | 4 | 5 | 6 | 7 | 8 | 9 | 10 | 11 | F04 |
|------|---------|-------|-------|-------|-------|-------|-------|-------|-------|-------|-------|-------|-----|
| 15.5 | SAL/MTH | 3878 | 3994 | 4114 | 4237 | 4364 | 4495 | 4630 | 4769 | 4912 | 5059 | 5211 | |
| 15.2 | HRLY | 22.37 | 23.04 | 23.73 | 24.44 | 25.18 | 25.93 | 26.71 | 27.51 | 28.34 | 29.19 | 30.06 | |

| LI10 | | 1 | 2 | 3 | 4 | 5 | 6 | 7 | 8 | 9 | 10 | 11 | F05 |
|---------|------|-------|-------|-------|-------|-------|-------|-------|-------|-------|-------|-------|-----|
| SAL/MTH | | 3916 | 4034 | 4155 | 4279 | 4408 | 4540 | 4676 | 4817 | 4961 | 5110 | 5263 | |
| 15.2 | HRLY | 22.59 | 23.27 | 23.97 | 24.69 | 25.43 | 26.19 | 26.98 | 27.79 | 28.62 | 29.48 | 30.36 | |

| LI20 | | 1 | 2 | 3 | 4 | 5 | 6 | 7 | 8 | 9 | 10 | 11 | F06 |
|---------|------|-------|-------|-------|-------|-------|-------|-------|-------|-------|-------|-------|-----|
| SAL/MTH | | 3975 | 4094 | 4217 | 4343 | 4473 | 4608 | 4746 | 4888 | 5035 | 5186 | 5341 | |
| 15.2 | HRLY | 22.93 | 23.62 | 24.33 | 25.06 | 25.81 | 26.58 | 27.38 | 28.20 | 29.05 | 29.92 | 30.82 | |

206 Parole & Probation Officer

ADV (ADVANCED CERTIFICATE OR DEGREE = BASE + 4%)

| | | 1 | 2 | 3 | 4 | 5 | 6 | 7 | 8 | 9 | 10 | 11 | F07 |
|------|---------|-------|-------|-------|-------|-------|-------|-------|-------|-------|-------|-------|-----|
| 15.5 | SAL/MTH | 3954 | 4072 | 4194 | 4320 | 4450 | 4583 | 4721 | 4862 | 5008 | 5159 | 5313 | |
| 15.2 | HRLY | 22.81 | 23.49 | 24.20 | 24.92 | 25.67 | 26.44 | 27.24 | 28.05 | 28.89 | 29.76 | 30.65 | |

| LI10 | | 1 | 2 | 3 | 4 | 5 | 6 | 7 | 8 | 9 | 10 | 11 | F08 |
|---------|------|-------|-------|-------|-------|-------|-------|-------|-------|-------|-------|-------|-----|
| SAL/MTH | | 3993 | 4113 | 4236 | 4363 | 4494 | 4629 | 4768 | 4911 | 5058 | 5210 | 5366 | |
| 15.2 | HRLY | 23.04 | 23.73 | 24.44 | 25.17 | 25.93 | 26.71 | 27.51 | 28.33 | 29.18 | 30.06 | 30.96 | |

| LI20 | | 1 | 2 | 3 | 4 | 5 | 6 | 7 | 8 | 9 | 10 | 11 | F09 |
|---------|------|-------|-------|-------|-------|-------|-------|-------|-------|-------|-------|-------|-----|
| SAL/MTH | | 4052 | 4174 | 4299 | 4428 | 4561 | 4698 | 4839 | 4984 | 5134 | 5288 | 5446 | |
| 15.2 | HRLY | 23.38 | 24.08 | 24.80 | 25.55 | 26.31 | 27.10 | 27.92 | 28.75 | 29.62 | 30.50 | 31.42 | |

206 Parole & Probation Officer

FTO (FTO AND NOTHING ELSE = BASE + 2.5%)

| | | 1 | 2 | 3 | 4 | 5 | 6 | 7 | 8 | 9 | 10 | 11 | F10 |
|------|---------|-------|-------|-------|-------|-------|-------|-------|-------|-------|-------|-------|-----|
| 15.5 | SAL/MTH | 3897 | 4013 | 4134 | 4258 | 4386 | 4517 | 4653 | 4792 | 4936 | 5084 | 5237 | |
| 15.2 | HRLY | 22.48 | 23.15 | 23.85 | 24.56 | 25.30 | 26.06 | 26.84 | 27.65 | 28.48 | 29.33 | 30.21 | |

| LI10 | | 1 | 2 | 3 | 4 | 5 | 6 | 7 | 8 | 9 | 10 | 11 | F11 |
|---------|------|-------|-------|-------|-------|-------|-------|-------|-------|-------|-------|-------|-----|
| SAL/MTH | | 3936 | 4054 | 4175 | 4300 | 4429 | 4562 | 4699 | 4840 | 4985 | 5135 | 5289 | |
| 15.2 | HRLY | 22.71 | 23.39 | 24.09 | 24.81 | 25.55 | 26.32 | 27.11 | 27.92 | 28.76 | 29.62 | 30.51 | |

| LI20 | | 1 | 2 | 3 | 4 | 5 | 6 | 7 | 8 | 9 | 10 | 11 | F12 |
|---------|------|-------|-------|-------|-------|-------|-------|-------|-------|-------|-------|-------|-----|
| SAL/MTH | | 3994 | 4114 | 4237 | 4364 | 4495 | 4630 | 4769 | 4912 | 5059 | 5211 | 5368 | |
| 15.2 | HRLY | 23.04 | 23.73 | 24.45 | 25.18 | 25.93 | 26.71 | 27.51 | 28.34 | 29.19 | 30.06 | 30.97 | |

206 Parole & Probation Officer

LINCOLN COUNTY, OREGON

**PAY RANGE & POSITION ASSIGNMENT
FEDERATION OF PAROLE & PROBATION OFFICERS (FOPPO)**

Effective: July 1, 2011

FTO + INT (FTO + INTERMEDIATE CERTIFICATE = BASE + 2% + 2.5%)

| | | 1 | 2 | 3 | 4 | 5 | 6 | 7 | 8 | 9 | 10 | 11 | |
|------|---------|-------|-------|-------|-------|-------|-------|-------|-------|-------|-------|-------|-----|
| 15.5 | SAL/MTH | 3975 | 4094 | 4217 | 4343 | 4473 | 4608 | 4746 | 4888 | 5035 | 5186 | 5341 | F13 |
| 15.2 | HRLY | 22.93 | 23.62 | 24.33 | 25.06 | 25.81 | 26.58 | 27.38 | 28.20 | 29.05 | 29.92 | 30.82 | |

| | | | | | | | | | | | | | |
|------|---------|-------|-------|-------|-------|-------|-------|-------|-------|-------|-------|-------|-----|
| LI10 | SAL/MTH | 4014 | 4135 | 4259 | 4386 | 4518 | 4654 | 4793 | 4937 | 5085 | 5238 | 5395 | F14 |
| 15.2 | HRLY | 23.16 | 23.85 | 24.57 | 25.31 | 26.07 | 26.85 | 27.65 | 28.48 | 29.34 | 30.22 | 31.12 | |

| | | | | | | | | | | | | | |
|------|---------|-------|-------|-------|-------|-------|-------|-------|-------|-------|-------|-------|-----|
| LI20 | SAL/MTH | 4074 | 4196 | 4322 | 4452 | 4585 | 4723 | 4864 | 5010 | 5161 | 5315 | 5475 | F15 |
| 15.2 | HRLY | 23.50 | 24.21 | 24.93 | 25.68 | 26.45 | 27.25 | 28.06 | 28.91 | 29.77 | 30.67 | 31.59 | |

206 Parole & Probation Officer

FTO + ADV (FTO + ADVANCED CERTIFICATE = BASE + 4% + 2.5%)

| | | 1 | 2 | 3 | 4 | 5 | 6 | 7 | 8 | 9 | 10 | 11 | |
|------|---------|-------|-------|-------|-------|-------|-------|-------|-------|-------|-------|-------|-----|
| 15.5 | SAL/MTH | 4052 | 4174 | 4299 | 4428 | 4561 | 4698 | 4839 | 4984 | 5134 | 5288 | 5446 | F16 |
| 15.2 | HRLY | 23.38 | 24.08 | 24.80 | 25.55 | 26.31 | 27.10 | 27.92 | 28.75 | 29.62 | 30.50 | 31.42 | |

| | | | | | | | | | | | | | |
|------|---------|-------|-------|-------|-------|-------|-------|-------|-------|-------|-------|-------|-----|
| LI10 | SAL/MTH | 4093 | 4216 | 4342 | 4472 | 4607 | 4745 | 4887 | 5034 | 5185 | 5340 | 5501 | F17 |
| 15.2 | HRLY | 23.61 | 24.32 | 25.05 | 25.80 | 26.58 | 27.37 | 28.20 | 29.04 | 29.91 | 30.81 | 31.73 | |

| | | | | | | | | | | | | | |
|------|---------|-------|-------|-------|-------|-------|-------|-------|-------|-------|-------|-------|-----|
| LI20 | SAL/MTH | 4154 | 4278 | 4407 | 4539 | 4675 | 4815 | 4960 | 5109 | 5262 | 5420 | 5582 | F18 |
| 15.2 | HRLY | 23.96 | 24.68 | 25.42 | 26.19 | 26.97 | 27.78 | 28.61 | 29.47 | 30.36 | 31.27 | 32.21 | |

206 Parole & Probation Officer

LINCOLN COUNTY, OREGON

LINCOLN COUNTY DEPUTIES ASSOCIATION (LCDA) PAY PLAN

2011-2012 effective July 1, 2011

LI = Longevity Increase: Employees who attain 10 years of continuous service with the Sheriff's Office will be entitled to a longevity increase equal to 1% of their current wage.

| NORMAL | | 1 | 2 | 3 | 4 | 5 | 6 | LI (10) |
|--------|---------|-------|-------|-------|-------|-------|-------|---------|
| 7.5 | SAL/MTH | 2156 | 2271 | 2394 | 2522 | 2658 | 2801 | 2829 |
| 7.2 | HRLY | 12.44 | 13.10 | 13.81 | 14.55 | 15.33 | 16.16 | 16.32 |

No Positions Assigned

| NORMAL | | 1 | 2 | 3 | 4 | 5 | 6 | LI (10) |
|--------|---------|-------|-------|-------|-------|-------|-------|---------|
| 8.5 | SAL/MTH | 2329 | 2454 | 2586 | 2725 | 2871 | 3026 | 3056 |
| 8.2 | HRLY | 13.44 | 14.16 | 14.92 | 15.72 | 16.57 | 17.46 | 17.63 |

145 Animal Care Office Specialist

| NORMAL | | 1 | 2 | 3 | 4 | 5 | 6 | LI (10) |
|--------|---------|-------|-------|-------|-------|-------|-------|---------|
| 9.5 | SAL/MTH | 2514 | 2649 | 2792 | 2942 | 3100 | 3267 | 3299 |
| 9.2 | HRLY | 14.51 | 15.29 | 16.11 | 16.97 | 17.89 | 18.85 | 19.03 |

100 Corrections Health Office Assistant 2
124 Cook

| NORMAL | | 1 | 2 | 3 | 4 | 5 | 6 | LI (10) |
|--------|---------|-------|-------|-------|-------|-------|-------|---------|
| 10.5 | SAL/MTH | 2716 | 2862 | 3016 | 3178 | 3349 | 3529 | 3564 |
| 10.2 | HRLY | 15.67 | 16.51 | 17.40 | 18.34 | 19.32 | 20.36 | 20.56 |

111 Records/Property Technician
112 Warrants/Transport

| NORMAL | | 1 | 2 | 3 | 4 | 5 | 6 | LI (10) |
|--------|---------|-------|-------|-------|-------|-------|-------|---------|
| 11.5 | SAL/MTH | 2933 | 3090 | 3256 | 3431 | 3616 | 3810 | 3848 |
| 11.2 | HRLY | 16.92 | 17.83 | 18.79 | 19.80 | 20.86 | 21.98 | 22.20 |

113 Civil Deputy
141 Animal Control Officer

LINCOLN COUNTY, OREGON

LINCOLN COUNTY DEPUTIES ASSOCIATION (LCDA) PAY PLAN

2011-2012 effective July 1, 2011

LI = Longevity Increase: Employees who attain 10 years of continuous service with the Sheriff's Office will be entitled to a longevity increase equal to 1% of their current wage.

| NORMAL | | 1 | 2 | 3 | 4 | 5 | 6 | LI (10) |
|--------|---------|-------|-------|-------|-------|-------|-------|---------|
| 12.5 | SAL/MTH | 3168 | 3339 | 3518 | 3707 | 3906 | 4116 | 4157 |
| 12.2 | HRLY | 18.28 | 19.26 | 20.30 | 21.39 | 22.54 | 23.75 | 23.99 |

187 Corrections Health LPN

| NORMAL | | 1 | 2 | 3 | 4 | 5 | 6 | LI (10) |
|--------|---------|-------|-------|-------|-------|-------|-------|---------|
| 13.5 | SAL/MTH | 3420 | 3604 | 3798 | 4002 | 4217 | 4444 | 4488 |
| 13.2 | HRLY | 19.73 | 20.79 | 21.91 | 23.09 | 24.33 | 25.64 | 25.89 |

No positions assigned

| NORMAL | | 1 | 2 | 3 | 4 | 5 | 6 | LI (10) |
|--------|---------|-------|-------|-------|-------|-------|-------|---------|
| 14.5 | SAL/MTH | 3695 | 3894 | 4103 | 4324 | 4556 | 4801 | 4849 |
| 14.2 | HRLY | 21.32 | 22.46 | 23.67 | 24.94 | 26.28 | 27.70 | 27.97 |

097 Corrections Deputy Interpreter

103 Deputy Sheriff (Patrol)

121 Corrections Deputy

134 Deputy Sheriff Interpreter

| NORMAL | | 1 | 2 | 3 | 4 | 5 | 6 | LI (10) |
|--------|---------|-------|-------|-------|-------|-------|-------|---------|
| 15.5 | SAL/MTH | 3990 | 4205 | 4431 | 4669 | 4920 | 5184 | 5236 |
| 15.2 | HRLY | 23.02 | 24.26 | 25.56 | 26.94 | 28.38 | 29.91 | 30.21 |

105 Detective

122 Corporal Patrol

129 Corporal Corrections

| NORMAL | | 1 | 2 | 3 | 4 | 5 | 6 | LI (10) |
|--------|---------|-------|-------|-------|-------|-------|-------|---------|
| 16.5 | SAL/MTH | 4309 | 4541 | 4785 | 5042 | 5313 | 5599 | 5655 |
| 16.2 | HRLY | 24.86 | 26.20 | 27.60 | 29.09 | 30.65 | 32.30 | 32.62 |

101 Corrections Health Nurse 1

560 Inmate Counselor

LINCOLN COUNTY, OREGON

LINCOLN COUNTY DEPUTIES ASSOCIATION (LCDA) PAY PLAN

2011-2012 effective July 1, 2011

LI = Longevity Increase: Employees who attain 10 years of continuous service with the Sheriff's Office will be entitled to a longevity increase equal to 1% of their current wage.

INTERMEDIATE CERTIFICATE

BASE + 2% or \$50 whichever is greater

| INTERMEDIATE | | 1 | 2 | 3 | 4 | 5 | 6 | LI (10) |
|--------------|---------|-------|-------|-------|-------|-------|-------|---------|
| 7.5 | SAL/MTH | 2199 | 2317 | 2441 | 2573 | 2711 | 2857 | 2885 |
| 7.2 | HRLY | 12.68 | 13.37 | 14.08 | 14.84 | 15.64 | 16.48 | 16.65 |

No Positions Assigned

| INTERMEDIATE | | 1 | 2 | 3 | 4 | 5 | 6 | LI (10) |
|--------------|---------|-------|-------|-------|-------|-------|-------|---------|
| 8.5 | SAL/MTH | 2375 | 2503 | 2638 | 2779 | 2929 | 3086 | 3117 |
| 8.2 | HRLY | 13.70 | 14.44 | 15.22 | 16.03 | 16.90 | 17.80 | 17.98 |

145 Animal Care Office Specialist

| INTERMEDIATE | | 1 | 2 | 3 | 4 | 5 | 6 | LI (10) |
|--------------|---------|-------|-------|-------|-------|-------|-------|---------|
| 9.5 | SAL/MTH | 2565 | 2702 | 2848 | 3001 | 3162 | 3332 | 3365 |
| 9.2 | HRLY | 14.80 | 15.59 | 16.43 | 17.31 | 18.24 | 19.22 | 19.42 |

100 Corrections Health Office Assistant 2

124 Cook

| INTERMEDIATE | | 1 | 2 | 3 | 4 | 5 | 6 | LI (10) |
|--------------|---------|-------|-------|-------|-------|-------|-------|---------|
| 10.5 | SAL/MTH | 2771 | 2919 | 3076 | 3242 | 3416 | 3600 | 3636 |
| 10.2 | HRLY | 15.98 | 16.84 | 17.75 | 18.70 | 19.71 | 20.77 | 20.97 |

111 Records/Property Technician

112 Warrants/Transport

| INTERMEDIATE | | 1 | 2 | 3 | 4 | 5 | 6 | LI (10) |
|--------------|---------|-------|-------|-------|-------|-------|-------|---------|
| 11.5 | SAL/MTH | 2991 | 3152 | 3321 | 3500 | 3688 | 3886 | 3925 |
| 11.2 | HRLY | 17.26 | 18.18 | 19.16 | 20.19 | 21.28 | 22.42 | 22.64 |

113 Civil Deputy

141 Animal Control Officer

LINCOLN COUNTY, OREGON

LINCOLN COUNTY DEPUTIES ASSOCIATION (LCDA) PAY PLAN

2011-2012 effective July 1, 2011

LI = Longevity Increase: Employees who attain 10 years of continuous service with the Sheriff's Office will be entitled to a longevity increase equal to 1% of their current wage.

| INTERMEDIATE | | 1 | 2 | 3 | 4 | 5 | 6 | LI (10) |
|--------------|---------|-------|-------|-------|-------|-------|-------|---------|
| 12.5 | SAL/MTH | 3232 | 3405 | 3588 | 3781 | 3984 | 4199 | 4241 |
| 12.2 | HRLY | 18.64 | 19.65 | 20.70 | 21.81 | 22.99 | 24.22 | 24.47 |

187 Corrections Health LPN

| INTERMEDIATE | | 1 | 2 | 3 | 4 | 5 | 6 | LI (10) |
|--------------|---------|-------|-------|-------|-------|-------|-------|---------|
| 13.5 | SAL/MTH | 3489 | 3676 | 3874 | 4082 | 4302 | 4533 | 4578 |
| 13.2 | HRLY | 20.13 | 21.21 | 22.35 | 23.55 | 24.82 | 26.15 | 26.41 |

No positions assigned

| INTERMEDIATE | | 1 | 2 | 3 | 4 | 5 | 6 | LI (10) |
|--------------|---------|-------|-------|-------|-------|-------|-------|---------|
| 14.5 | SAL/MTH | 3769 | 3972 | 4185 | 4410 | 4647 | 4897 | 4946 |
| 14.2 | HRLY | 21.74 | 22.91 | 24.14 | 25.44 | 26.81 | 28.25 | 28.53 |

097 Corrections Deputy Interpreter

103 Deputy Sheriff (Patrol)

121 Corrections Deputy

134 Deputy Sheriff Interpreter

| INTERMEDIATE | | 1 | 2 | 3 | 4 | 5 | 6 | LI (10) |
|--------------|---------|-------|-------|-------|-------|-------|-------|---------|
| 15.5 | SAL/MTH | 4070 | 4289 | 4519 | 4762 | 5018 | 5288 | 5341 |
| 15.2 | HRLY | 23.48 | 24.74 | 26.07 | 27.48 | 28.95 | 30.51 | 30.81 |

105 Detective

122 Corporal Patrol

129 Corporal Corrections

| INTERMEDIATE | | 1 | 2 | 3 | 4 | 5 | 6 | LI (10) |
|--------------|---------|-------|-------|-------|-------|-------|-------|---------|
| 16.5 | SAL/MTH | 4395 | 4632 | 4880 | 5143 | 5419 | 5711 | 5768 |
| 16.2 | HRLY | 25.36 | 26.72 | 28.16 | 29.67 | 31.26 | 32.95 | 33.27 |

101 Corrections Health Nurse 1

560 Inmate Counselor

LINCOLN COUNTY, OREGON

LINCOLN COUNTY DEPUTIES ASSOCIATION (LCDA) PAY PLAN

2011-2012 effective July 1, 2011

LI = Longevity Increase: Employees who attain 10 years of continuous service with the Sheriff's Office will be entitled to a longevity increase equal to 1% of their current wage.

ADVANCED CERTIFICATE OR DEGREE

Base + 4% or \$100 whichever is greater

| ADVANCED | | 1 | 2 | 3 | 4 | 5 | 6 | LI (10) |
|----------|---------|-------|-------|-------|-------|-------|-------|---------|
| 7.5 | SAL/MTH | 2242 | 2362 | 2489 | 2623 | 2764 | 2913 | 2942 |
| 7.2 | HRLY | 12.93 | 13.63 | 14.36 | 15.13 | 15.95 | 16.80 | 16.97 |

No Positions Assigned

| ADVANCED | | 1 | 2 | 3 | 4 | 5 | 6 | LI (10) |
|----------|---------|-------|-------|-------|-------|-------|-------|---------|
| 8.5 | SAL/MTH | 2422 | 2552 | 2689 | 2834 | 2986 | 3147 | 3178 |
| 8.2 | HRLY | 13.97 | 14.72 | 15.52 | 16.35 | 17.23 | 18.15 | 18.34 |

145 Animal Care Office Specialist

| ADVANCED | | 1 | 2 | 3 | 4 | 5 | 6 | LI (10) |
|----------|---------|-------|-------|-------|-------|-------|-------|---------|
| 9.5 | SAL/MTH | 2615 | 2755 | 2904 | 3060 | 3224 | 3397 | 3431 |
| 9.2 | HRLY | 15.09 | 15.90 | 16.75 | 17.65 | 18.60 | 19.60 | 19.80 |

100 Corrections Health Office Assistant 2

124 Cook

| ADVANCED | | 1 | 2 | 3 | 4 | 5 | 6 | LI (10) |
|----------|---------|-------|-------|-------|-------|-------|-------|---------|
| 10.5 | SAL/MTH | 2825 | 2977 | 3137 | 3305 | 3483 | 3670 | 3707 |
| 10.2 | HRLY | 16.30 | 17.17 | 18.10 | 19.07 | 20.09 | 21.17 | 21.39 |

111 Records/Property Technician

112 Warrants/Transport

| ADVANCED | | 1 | 2 | 3 | 4 | 5 | 6 | LI (10) |
|----------|---------|-------|-------|-------|-------|-------|-------|---------|
| 11.5 | SAL/MTH | 3050 | 3214 | 3386 | 3569 | 3760 | 3962 | 4002 |
| 11.2 | HRLY | 17.60 | 18.54 | 19.54 | 20.59 | 21.69 | 22.86 | 23.09 |

113 Civil Deputy

141 Animal Control Officer

LINCOLN COUNTY, OREGON

LINCOLN COUNTY DEPUTIES ASSOCIATION (LCDA) PAY PLAN

2011-2012 effective July 1, 2011

LI = Longevity Increase: Employees who attain 10 years of continuous service with the Sheriff's Office will be entitled to a longevity increase equal to 1% of their current wage.

| ADVANCED | | 1 | 2 | 3 | 4 | 5 | 6 | LI (10) |
|----------|---------|-------|-------|-------|-------|-------|-------|---------|
| 12.5 | SAL/MTH | 3295 | 3472 | 3659 | 3855 | 4063 | 4281 | 4324 |
| 12.2 | HRLY | 19.01 | 20.03 | 21.11 | 22.24 | 23.44 | 24.70 | 24.94 |

187 Corrections Health LPN

| ADVANCED | | 1 | 2 | 3 | 4 | 5 | 6 | LI (10) |
|----------|---------|-------|-------|-------|-------|-------|-------|---------|
| 13.5 | SAL/MTH | 3557 | 3748 | 3950 | 4162 | 4386 | 4622 | 4668 |
| 13.2 | HRLY | 20.52 | 21.63 | 22.79 | 24.01 | 25.30 | 26.66 | 26.93 |

No positions assigned

| ADVANCED | | 1 | 2 | 3 | 4 | 5 | 6 | LI (10) |
|----------|---------|-------|-------|-------|-------|-------|-------|---------|
| 14.5 | SAL/MTH | 3843 | 4049 | 4267 | 4497 | 4738 | 4993 | 5043 |
| 14.2 | HRLY | 22.17 | 23.36 | 24.62 | 25.94 | 27.34 | 28.81 | 29.09 |

097 Corrections Deputy Interpreter

103 Deputy Sheriff (Patrol)

121 Corrections Deputy

134 Deputy Sheriff Interpreter

| ADVANCED | | 1 | 2 | 3 | 4 | 5 | 6 | LI (10) |
|----------|---------|-------|-------|-------|-------|-------|-------|---------|
| 15.5 | SAL/MTH | 4150 | 4373 | 4608 | 4856 | 5117 | 5392 | 5446 |
| 15.2 | HRLY | 23.94 | 25.23 | 26.58 | 28.01 | 29.52 | 31.11 | 31.42 |

105 Detective

122 Corporal Patrol

129 Corporal Corrections

| ADVANCED | | 1 | 2 | 3 | 4 | 5 | 6 | LI (10) |
|----------|---------|-------|-------|-------|-------|-------|-------|---------|
| 16.5 | SAL/MTH | 4481 | 4722 | 4976 | 5244 | 5525 | 5822 | 5881 |
| 16.2 | HRLY | 25.85 | 27.24 | 28.71 | 30.25 | 31.88 | 33.59 | 33.93 |

101 Corrections Health Nurse 1

560 Inmate Counselor

LINCOLN COUNTY, OREGON

LINCOLN COUNTY DEPUTIES ASSOCIATION (LCDA) PAY PLAN

2011-2012 effective July 1, 2011

LI = Longevity Increase: Employees who attain 10 years of continuous service with the Sheriff's Office will be entitled to a longevity increase equal to 1% of their current wage.

FTO - NOTHING ELSE

Base + 2.5%

| FTO | | 1 | 2 | 3 | 4 | 5 | 6 | LI (10) |
|-----|---------|-------|-------|-------|-------|-------|-------|---------|
| 7.5 | SAL/MTH | 2209 | 2328 | 2453 | 2585 | 2724 | 2871 | 2899 |
| 7.2 | HRLY | 12.75 | 13.43 | 14.15 | 14.91 | 15.72 | 16.56 | 16.73 |

No Positions Assigned

| FTO | | 1 | 2 | 3 | 4 | 5 | 6 | LI (10) |
|-----|---------|-------|-------|-------|-------|-------|-------|---------|
| 8.5 | SAL/MTH | 2387 | 2515 | 2651 | 2793 | 2943 | 3101 | 3132 |
| 8.2 | HRLY | 13.77 | 14.51 | 15.29 | 16.11 | 16.98 | 17.89 | 18.07 |

145 Animal Care Office Specialist

| FTO | | 1 | 2 | 3 | 4 | 5 | 6 | LI (10) |
|-----|---------|-------|-------|-------|-------|-------|-------|---------|
| 9.5 | SAL/MTH | 2577 | 2716 | 2862 | 3015 | 3178 | 3348 | 3382 |
| 9.2 | HRLY | 14.87 | 15.67 | 16.51 | 17.40 | 18.33 | 19.32 | 19.51 |

100 Corrections Health Office Assistant 2

124 Cook

| FTO | | 1 | 2 | 3 | 4 | 5 | 6 | LI (10) |
|------|---------|-------|-------|-------|-------|-------|-------|---------|
| 10.5 | SAL/MTH | 2784 | 2934 | 3091 | 3258 | 3433 | 3617 | 3653 |
| 10.2 | HRLY | 16.06 | 16.93 | 17.84 | 18.79 | 19.80 | 20.87 | 21.08 |

111 Records/Property Technician

112 Warrants/Transport

| FTO | | 1 | 2 | 3 | 4 | 5 | 6 | LI (10) |
|------|---------|-------|-------|-------|-------|-------|-------|---------|
| 11.5 | SAL/MTH | 3006 | 3167 | 3338 | 3517 | 3706 | 3905 | 3944 |
| 11.2 | HRLY | 17.34 | 18.27 | 19.26 | 20.29 | 21.38 | 22.53 | 22.76 |

113 Civil Deputy

141 Animal Control Officer

LINCOLN COUNTY, OREGON

LINCOLN COUNTY DEPUTIES ASSOCIATION (LCDA) PAY PLAN

2011-2012 effective July 1, 2011

LI = Longevity Increase: Employees who attain 10 years of continuous service with the Sheriff's Office will be entitled to a longevity increase equal to 1% of their current wage.

| FTO | | 1 | 2 | 3 | 4 | 5 | 6 | LI (10) |
|------|---------|-------|-------|-------|-------|-------|-------|---------|
| 12.5 | SAL/MTH | 3247 | 3422 | 3606 | 3800 | 4004 | 4219 | 4261 |
| 12.2 | HRLY | 18.74 | 19.74 | 20.80 | 21.92 | 23.10 | 24.34 | 24.59 |

187 Corrections Health LPN

| FTO | | 1 | 2 | 3 | 4 | 5 | 6 | LI (10) |
|------|---------|-------|-------|-------|-------|-------|-------|---------|
| 13.5 | SAL/MTH | 3506 | 3694 | 3893 | 4102 | 4323 | 4555 | 4601 |
| 13.2 | HRLY | 20.23 | 21.31 | 22.46 | 23.67 | 24.94 | 26.28 | 26.54 |

No positions assigned

| FTO | | 1 | 2 | 3 | 4 | 5 | 6 | LI (10) |
|------|---------|-------|-------|-------|-------|-------|-------|---------|
| 14.5 | SAL/MTH | 3788 | 3991 | 4206 | 4432 | 4670 | 4921 | 4970 |
| 14.2 | HRLY | 21.85 | 23.03 | 24.26 | 25.57 | 26.94 | 28.39 | 28.67 |

097 Corrections Deputy Interpreter

103 Deputy Sheriff (Patrol)

121 Corrections Deputy

134 Deputy Sheriff Interpreter

| FTO | | 1 | 2 | 3 | 4 | 5 | 6 | LI (10) |
|------|---------|-------|-------|-------|-------|-------|-------|---------|
| 15.5 | SAL/MTH | 4090 | 4310 | 4542 | 4786 | 5043 | 5314 | 5367 |
| 15.2 | HRLY | 23.60 | 24.86 | 26.20 | 27.61 | 29.09 | 30.66 | 30.96 |

105 Detective

122 Corporal Patrol

129 Corporal Corrections

| FTO | | 1 | 2 | 3 | 4 | 5 | 6 | LI (10) |
|------|---------|-------|-------|-------|-------|-------|-------|---------|
| 16.5 | SAL/MTH | 4417 | 4654 | 4904 | 5168 | 5446 | 5738 | 5796 |
| 16.2 | HRLY | 25.48 | 26.85 | 28.29 | 29.82 | 31.42 | 33.11 | 33.44 |

101 Corrections Health Nurse 1

560 Inmate Counselor

LINCOLN COUNTY, OREGON

LINCOLN COUNTY DEPUTIES ASSOCIATION (LCDA) PAY PLAN

2011-2012 effective July 1, 2011

LI = Longevity Increase: Employees who attain 10 years of continuous service with the Sheriff's Office will be entitled to a longevity increase equal to 1% of their current wage.

FTO + INTERMEDIATE CERTIFICATE

Base +2% + 2.5%

| FTO + INTER | | 1 | 2 | 3 | 4 | 5 | 6 | LI (10) |
|-------------|---------|-------|-------|-------|-------|-------|-------|---------|
| 7.5 | SAL/MTH | 2254 | 2375 | 2502 | 2637 | 2779 | 2928 | 2957 |
| 7.2 | HRLY | 13.00 | 13.70 | 14.44 | 15.21 | 16.03 | 16.89 | 17.06 |

No Positions Assigned

| FTO + INTER | | 1 | 2 | 3 | 4 | 5 | 6 | LI (10) |
|-------------|---------|-------|-------|-------|-------|-------|-------|---------|
| 8.5 | SAL/MTH | 2435 | 2566 | 2704 | 2849 | 3002 | 3163 | 3195 |
| 8.2 | HRLY | 14.05 | 14.80 | 15.60 | 16.44 | 17.32 | 18.25 | 18.43 |

145 Animal Care Office Specialist

| FTO + INTER | | 1 | 2 | 3 | 4 | 5 | 6 | LI (10) |
|-------------|---------|-------|-------|-------|-------|-------|-------|---------|
| 9.5 | SAL/MTH | 2629 | 2770 | 2919 | 3076 | 3241 | 3415 | 3449 |
| 9.2 | HRLY | 15.17 | 15.98 | 16.84 | 17.75 | 18.70 | 19.70 | 19.90 |

100 Corrections Health Office Assistant 2

124 Cook

| FTO + INTER | | 1 | 2 | 3 | 4 | 5 | 6 | LI (10) |
|-------------|---------|-------|-------|-------|-------|-------|-------|---------|
| 10.5 | SAL/MTH | 2840 | 2992 | 3153 | 3323 | 3501 | 3690 | 3727 |
| 10.2 | HRLY | 16.38 | 17.26 | 18.19 | 19.17 | 20.20 | 21.29 | 21.50 |

111 Records/Property Technician

112 Warrants/Transport

| FTO + INTER | | 1 | 2 | 3 | 4 | 5 | 6 | LI (10) |
|-------------|---------|-------|-------|-------|-------|-------|-------|---------|
| 11.5 | SAL/MTH | 3066 | 3231 | 3404 | 3587 | 3780 | 3983 | 4023 |
| 11.2 | HRLY | 17.69 | 18.64 | 19.64 | 20.70 | 21.81 | 22.98 | 23.21 |

113 Civil Deputy

141 Animal Control Officer

LINCOLN COUNTY, OREGON

LINCOLN COUNTY DEPUTIES ASSOCIATION (LCDA) PAY PLAN

2011-2012 effective July 1, 2011

LI = Longevity Increase: Employees who attain 10 years of continuous service with the Sheriff's Office will be entitled to a longevity increase equal to 1% of their current wage.

| FTO + INTER | | 1 | 2 | 3 | 4 | 5 | 6 | LI (10) |
|-------------|---------|-------|-------|-------|-------|-------|-------|---------|
| 12.5 | SAL/MTH | 3312 | 3490 | 3678 | 3876 | 4084 | 4304 | 4347 |
| 12.2 | HRLY | 19.11 | 20.14 | 21.22 | 22.36 | 23.56 | 24.83 | 25.08 |

187 Corrections Health LPN

| FTO + INTER | | 1 | 2 | 3 | 4 | 5 | 6 | LI (10) |
|-------------|---------|-------|-------|-------|-------|-------|-------|---------|
| 13.5 | SAL/MTH | 3576 | 3768 | 3971 | 4184 | 4409 | 4646 | 4693 |
| 13.2 | HRLY | 20.63 | 21.74 | 22.91 | 24.14 | 25.44 | 26.80 | 27.07 |

No positions assigned

| FTO + INTER | | 1 | 2 | 3 | 4 | 5 | 6 | LI (10) |
|-------------|---------|-------|-------|-------|-------|-------|-------|---------|
| 14.5 | SAL/MTH | 3863 | 4071 | 4290 | 4520 | 4763 | 5019 | 5069 |
| 14.2 | HRLY | 22.29 | 23.49 | 24.75 | 26.08 | 27.48 | 28.96 | 29.25 |

097 Corrections Deputy Interpreter

103 Deputy Sheriff (Patrol)

121 Corrections Deputy

134 Deputy Sheriff Interpreter

| FTO + INTER | | 1 | 2 | 3 | 4 | 5 | 6 | LI (10) |
|-------------|---------|-------|-------|-------|-------|-------|-------|---------|
| 15.5 | SAL/MTH | 4172 | 4396 | 4632 | 4881 | 5144 | 5420 | 5474 |
| 15.2 | HRLY | 24.07 | 25.36 | 26.73 | 28.16 | 29.68 | 31.27 | 31.58 |

105 Detective

122 Corporal Patrol

129 Corporal Corrections

| FTO + INTER | | 1 | 2 | 3 | 4 | 5 | 6 | LI (10) |
|-------------|---------|-------|-------|-------|-------|-------|-------|---------|
| 16.5 | SAL/MTH | 4505 | 4747 | 5002 | 5271 | 5555 | 5853 | 5912 |
| 16.2 | HRLY | 25.99 | 27.39 | 28.86 | 30.41 | 32.05 | 33.77 | 34.11 |

101 Corrections Health Nurse 1

560 Inmate Counselor

LINCOLN COUNTY, OREGON

LINCOLN COUNTY DEPUTIES ASSOCIATION (LCDA) PAY PLAN

2011-2012 effective July 1, 2011

LI = Longevity Increase: Employees who attain 10 years of continuous service with the Sheriff's Office will be entitled to a longevity increase equal to 1% of their current wage.

FTO + ADVANCED CERTIFICATE

Base + 4% + 2.5%

| FTO + ADV | | 1 | 2 | 3 | 4 | 5 | 6 | LI (10) |
|-----------|---------|-------|-------|-------|-------|-------|-------|---------|
| 7.5 | SAL/MTH | 2298 | 2421 | 2551 | 2689 | 2833 | 2985 | 3015 |
| 7.2 | HRLY | 13.26 | 13.97 | 14.72 | 15.51 | 16.35 | 17.22 | 17.40 |

No Positions Assigned

| FTO + ADV | | 1 | 2 | 3 | 4 | 5 | 6 | LI (10) |
|-----------|---------|-------|-------|-------|-------|-------|-------|---------|
| 8.5 | SAL/MTH | 2483 | 2616 | 2757 | 2905 | 3061 | 3225 | 3258 |
| 8.2 | HRLY | 14.32 | 15.09 | 15.90 | 16.76 | 17.66 | 18.61 | 18.79 |

145 Animal Care Office Specialist

| FTO + ADV | | 1 | 2 | 3 | 4 | 5 | 6 | LI (10) |
|-----------|---------|-------|-------|-------|-------|-------|-------|---------|
| 9.5 | SAL/MTH | 2680 | 2824 | 2976 | 3136 | 3305 | 3482 | 3517 |
| 9.2 | HRLY | 15.46 | 16.29 | 17.17 | 18.09 | 19.07 | 20.09 | 20.29 |

100 Corrections Health Office Assistant 2

124 Cook

| FTO + ADV | | 1 | 2 | 3 | 4 | 5 | 6 | LI (10) |
|-----------|---------|-------|-------|-------|-------|-------|-------|---------|
| 10.5 | SAL/MTH | 2896 | 3051 | 3215 | 3388 | 3570 | 3762 | 3800 |
| 10.2 | HRLY | 16.70 | 17.60 | 18.55 | 19.55 | 20.60 | 21.70 | 21.92 |

111 Records/Property Technician

112 Warrants/Transport

| FTO + ADV | | 1 | 2 | 3 | 4 | 5 | 6 | LI (10) |
|-----------|---------|-------|-------|-------|-------|-------|-------|---------|
| 11.5 | SAL/MTH | 3126 | 3294 | 3471 | 3658 | 3854 | 4062 | 4102 |
| 11.2 | HRLY | 18.04 | 19.00 | 20.03 | 21.10 | 22.24 | 23.43 | 23.67 |

113 Civil Deputy

141 Animal Control Officer

LINCOLN COUNTY, OREGON

LINCOLN COUNTY DEPUTIES ASSOCIATION (LCDA) PAY PLAN

2011-2012 effective July 1, 2011

LI = Longevity Increase: Employees who attain 10 years of continuous service with the Sheriff's Office will be entitled to a longevity increase equal to 1% of their current wage.

| FTO + ADV | | 1 | 2 | 3 | 4 | 5 | 6 | LI (10) |
|-----------|---------|-------|-------|-------|-------|-------|-------|---------|
| 12.5 | SAL/MTH | 3377 | 3559 | 3750 | 3952 | 4164 | 4388 | 4432 |
| 12.2 | HRLY | 19.48 | 20.53 | 21.64 | 22.80 | 24.02 | 25.32 | 25.57 |

187 Corrections Health LPN

| FTO + ADV | | 1 | 2 | 3 | 4 | 5 | 6 | LI (10) |
|-----------|---------|-------|-------|-------|-------|-------|-------|---------|
| 13.5 | SAL/MTH | 3646 | 3842 | 4049 | 4266 | 4496 | 4737 | 4785 |
| 13.2 | HRLY | 21.04 | 22.17 | 23.36 | 24.61 | 25.94 | 27.33 | 27.60 |

No positions assigned

| FTO + ADV | | 1 | 2 | 3 | 4 | 5 | 6 | LI (10) |
|-----------|---------|-------|-------|-------|-------|-------|-------|---------|
| 14.5 | SAL/MTH | 3939 | 4151 | 4374 | 4609 | 4857 | 5118 | 5169 |
| 14.2 | HRLY | 22.73 | 23.95 | 25.23 | 26.59 | 28.02 | 29.53 | 29.82 |

097 Corrections Deputy Interpreter

103 Deputy Sheriff (Patrol)

121 Corrections Deputy

134 Deputy Sheriff Interpreter

| FTO + ADV | | 1 | 2 | 3 | 4 | 5 | 6 | LI (10) |
|-----------|---------|-------|-------|-------|-------|-------|-------|---------|
| 15.5 | SAL/MTH | 4254 | 4482 | 4723 | 4977 | 5245 | 5527 | 5582 |
| 15.2 | HRLY | 24.54 | 25.86 | 27.25 | 28.71 | 30.26 | 31.88 | 32.20 |

105 Detective

122 Corporal Patrol

129 Corporal Corrections

| FTO + ADV | | 1 | 2 | 3 | 4 | 5 | 6 | LI (10) |
|-----------|---------|-------|-------|-------|-------|-------|-------|---------|
| 16.5 | SAL/MTH | 4594 | 4840 | 5101 | 5375 | 5664 | 5968 | 6028 |
| 16.2 | HRLY | 26.50 | 27.93 | 29.43 | 31.01 | 32.67 | 34.43 | 34.78 |

101 Corrections Health Nurse 1

560 Inmate Counselor

LINCOLN COUNTY DEPUTIES ASSOCIATION (LCDA) PAY PLAN

2011-2012

Effective July 1, 2011

LI = Longevity Increase: Employees who attain 10 years of continuous service with the Sheriff's Office will be entitled to a longevity increase equal to 1% of their current wage. Employees who attain 20 years of continuous service with the Sheriff's Office will be entitled to a longevity increase equal to 2.5% of their current wage.

For Employees Hired on or after 7/1/10*

*following ratification of new contract

| NORMAL | | 1 | 2 | 3 | 4 | 5 | 6 | 7 | 8 | 9 | 10 | 11 |
|--------|---------|-------|-------|-------|-------|-------|-------|-------|-------|-------|-------|-------|
| 8.5 | SAL/MTH | 2329 | 2391 | 2454 | 2519 | 2586 | 2654 | 2725 | 2797 | 2871 | 2947 | 3026 |
| 8.2 | HRLY | 13.44 | 13.79 | 14.16 | 14.53 | 14.92 | 15.31 | 15.72 | 16.14 | 16.56 | 17.00 | 17.46 |
| LI 10 | | 2352 | 2414 | 2478 | 2544 | 2612 | 2681 | 2752 | 2825 | 2900 | 2977 | 3056 |
| 8.2 | | 13.57 | 13.93 | 14.30 | 14.68 | 15.07 | 15.47 | 15.88 | 16.30 | 16.73 | 17.17 | 17.63 |
| LI 20 | | 2387 | 2450 | 2515 | 2582 | 2650 | 2721 | 2793 | 2867 | 2943 | 3021 | 3101 |
| 8.2 | | 13.77 | 14.14 | 14.51 | 14.90 | 15.29 | 15.70 | 16.11 | 16.54 | 16.98 | 17.43 | 17.89 |

145 Animal Care Office Specialist

| NORMAL | | 1 | 2 | 3 | 4 | 5 | 6 | 7 | 8 | 9 | 10 | 11 |
|--------|---------|-------|-------|-------|-------|-------|-------|-------|-------|-------|-------|-------|
| 9.5 | SAL/MTH | 2514 | 2581 | 2649 | 2720 | 2792 | 2866 | 2942 | 3020 | 3100 | 3182 | 3267 |
| 9.2 | HRLY | 14.51 | 14.89 | 15.29 | 15.69 | 16.11 | 16.53 | 16.97 | 17.42 | 17.88 | 18.36 | 18.85 |
| LI 10 | | 2539 | 2607 | 2676 | 2747 | 2820 | 2895 | 2971 | 3050 | 3131 | 3214 | 3299 |
| 9.2 | | 14.65 | 15.04 | 15.44 | 15.85 | 16.27 | 16.70 | 17.14 | 17.60 | 18.06 | 18.54 | 19.03 |
| LI 20 | | 2577 | 2646 | 2716 | 2788 | 2862 | 2938 | 3015 | 3095 | 3177 | 3262 | 3348 |
| 9.2 | | 14.87 | 15.26 | 15.67 | 16.08 | 16.51 | 16.95 | 17.40 | 17.86 | 18.33 | 18.82 | 19.32 |

100 Corrections Health Office Assistant 2

124 Cook

| NORMAL | | 1 | 2 | 3 | 4 | 5 | 6 | 7 | 8 | 9 | 10 | 11 |
|--------|---------|-------|-------|-------|-------|-------|-------|-------|-------|-------|-------|-------|
| 10.5 | SAL/MTH | 2716 | 2788 | 2862 | 2938 | 3016 | 3096 | 3178 | 3262 | 3349 | 3438 | 3529 |
| 10.2 | HRLY | 15.67 | 16.09 | 16.51 | 16.95 | 17.40 | 17.86 | 18.34 | 18.82 | 19.32 | 19.83 | 20.36 |
| LI 10 | | 2743 | 2816 | 2891 | 2968 | 3046 | 3127 | 3210 | 3295 | 3382 | 3472 | 3564 |
| 10.2 | | 15.83 | 16.25 | 16.68 | 17.12 | 17.57 | 18.04 | 18.52 | 19.01 | 19.51 | 20.03 | 20.56 |
| LI 20 | | 2784 | 2858 | 2934 | 3012 | 3091 | 3173 | 3258 | 3344 | 3433 | 3524 | 3617 |
| 10.2 | | 16.06 | 16.49 | 16.93 | 17.37 | 17.84 | 18.31 | 18.79 | 19.29 | 19.80 | 20.33 | 20.87 |

111 Records/Property Technician

112 Warrants/Transport

| NORMAL | | 1 | 2 | 3 | 4 | 5 | 6 | 7 | 8 | 9 | 10 | 11 |
|--------|---------|-------|-------|-------|-------|-------|-------|-------|-------|-------|-------|-------|
| 11.5 | SAL/MTH | 2933 | 3010 | 3090 | 3172 | 3256 | 3343 | 3431 | 3522 | 3616 | 3711 | 3810 |
| 11.2 | HRLY | 16.92 | 17.37 | 17.83 | 18.30 | 18.79 | 19.28 | 19.80 | 20.32 | 20.86 | 21.41 | 21.98 |
| LI 10 | | 2962 | 3040 | 3121 | 3204 | 3289 | 3376 | 3466 | 3557 | 3652 | 3749 | 3848 |
| 11.2 | | 17.09 | 17.54 | 18.01 | 18.48 | 18.97 | 19.48 | 19.99 | 20.52 | 21.07 | 21.63 | 22.20 |
| LI 20 | | 3006 | 3086 | 3167 | 3251 | 3338 | 3426 | 3517 | 3610 | 3706 | 3804 | 3905 |
| 11.2 | | 17.34 | 17.80 | 18.27 | 18.76 | 19.26 | 19.77 | 20.29 | 20.83 | 21.38 | 21.95 | 22.53 |

113 Civil Deputy

141 Animal Control Officer

LINCOLN COUNTY DEPUTIES ASSOCIATION (LCDA) PAY PLAN

2011-2012

Effective July 1, 2011

LI = Longevity Increase: Employees who attain 10 years of continuous service with the Sheriff's Office will be entitled to a longevity increase equal to 1% of their current wage. Employees who attain 20 years of continuous service with the Sheriff's Office will be entitled to a longevity increase equal to 2.5% of their current wage.

For Employees Hired on or after 7/1/10*

*following ratification of new contract

| NORMAL | | 1 | 2 | 3 | 4 | 5 | 6 | 7 | 8 | 9 | 10 | 11 |
|--------|---------|-------|-------|-------|-------|-------|-------|-------|-------|-------|-------|-------|
| 12.5 | SAL/MTH | 3168 | 3252 | 3339 | 3427 | 3518 | 3611 | 3707 | 3805 | 3906 | 4010 | 4116 |
| 12.2 | HRLY | 18.28 | 18.76 | 19.26 | 19.77 | 20.30 | 20.83 | 21.39 | 21.95 | 22.54 | 23.13 | 23.75 |
| LI 10 | | 3200 | 3285 | 3372 | 3461 | 3553 | 3647 | 3744 | 3843 | 3945 | 4050 | 4157 |
| 12.2 | | 18.46 | 18.95 | 19.45 | 19.97 | 20.50 | 21.04 | 21.60 | 22.17 | 22.76 | 23.37 | 23.98 |
| LI 20 | | 3247 | 3334 | 3422 | 3513 | 3606 | 3702 | 3800 | 3900 | 4004 | 4110 | 4219 |
| 12.2 | | 18.74 | 19.23 | 19.74 | 20.27 | 20.80 | 21.36 | 21.92 | 22.50 | 23.10 | 23.71 | 24.34 |

187 Corrections Health LPN

| NORMAL | | 1 | 2 | 3 | 4 | 5 | 6 | 7 | 8 | 9 | 10 | 11 |
|--------|---------|-------|-------|-------|-------|-------|-------|-------|-------|-------|-------|-------|
| 13.5 | SAL/MTH | 3420 | 3511 | 3604 | 3700 | 3798 | 3899 | 4002 | 4108 | 4217 | 4329 | 4444 |
| 13.2 | HRLY | 19.73 | 20.26 | 20.79 | 21.35 | 21.91 | 22.49 | 23.09 | 23.70 | 24.33 | 24.97 | 25.64 |
| LI 10 | | 3455 | 3546 | 3640 | 3737 | 3836 | 3938 | 4042 | 4149 | 4259 | 4372 | 4488 |
| 13.2 | | 19.93 | 20.46 | 21.00 | 21.56 | 22.13 | 22.72 | 23.32 | 23.94 | 24.57 | 25.22 | 25.89 |
| LI 20 | | 3506 | 3599 | 3694 | 3792 | 3893 | 3996 | 4102 | 4211 | 4323 | 4437 | 4555 |
| 13.2 | | 20.23 | 20.76 | 21.31 | 21.88 | 22.46 | 23.05 | 23.67 | 24.29 | 24.94 | 25.60 | 26.28 |

No positions assigned

| NORMAL | | 1 | 2 | 3 | 4 | 5 | 6 | 7 | 8 | 9 | 10 | 11 |
|--------|---------|-------|-------|-------|-------|-------|-------|-------|-------|-------|-------|-------|
| 14.5 | SAL/MTH | 3695 | 3793 | 3894 | 3997 | 4103 | 4212 | 4323 | 4438 | 4556 | 4677 | 4801 |
| 14.2 | HRLY | 21.32 | 21.88 | 22.46 | 23.06 | 23.67 | 24.30 | 24.94 | 25.60 | 26.28 | 26.98 | 27.70 |
| LI 10 | | 3732 | 3831 | 3933 | 4037 | 4144 | 4254 | 4367 | 4483 | 4601 | 4723 | 4849 |
| 14.2 | | 21.53 | 22.10 | 22.69 | 23.29 | 23.91 | 24.54 | 25.19 | 25.86 | 26.55 | 27.25 | 27.97 |
| LI 20 | | 3788 | 3888 | 3991 | 4097 | 4206 | 4317 | 4432 | 4549 | 4670 | 4794 | 4921 |
| 14.2 | | 21.85 | 22.43 | 23.03 | 23.64 | 24.26 | 24.91 | 25.57 | 26.24 | 26.94 | 27.66 | 28.39 |

097 Corrections Deputy Interpreter

103 Deputy Sheriff (Patrol)

121 Corrections Deputy

134 Deputy Sheriff Interpreter

| NORMAL | | 1 | 2 | 3 | 4 | 5 | 6 | 7 | 8 | 9 | 10 | 11 |
|--------|---------|-------|-------|-------|-------|-------|-------|-------|-------|-------|-------|-------|
| 15.5 | SAL/MTH | 3990 | 4096 | 4205 | 4316 | 4431 | 4548 | 4669 | 4793 | 4920 | 5050 | 5184 |
| 15.2 | HRLY | 23.02 | 23.63 | 24.26 | 24.90 | 25.56 | 26.24 | 26.94 | 27.65 | 28.38 | 29.14 | 29.91 |
| LI 10 | | 4030 | 4137 | 4247 | 4359 | 4475 | 4594 | 4716 | 4841 | 4969 | 5101 | 5236 |
| 15.2 | | 23.25 | 23.87 | 24.50 | 25.15 | 25.82 | 26.50 | 27.21 | 27.93 | 28.67 | 29.43 | 30.21 |
| LI 20 | | 4090 | 4199 | 4310 | 4424 | 4542 | 4662 | 4786 | 4913 | 5043 | 5177 | 5314 |
| 15.2 | | 23.60 | 24.22 | 24.86 | 25.52 | 26.20 | 26.90 | 27.61 | 28.34 | 29.09 | 29.86 | 30.66 |

105 Detective

122 Corporal Patrol

129 Corporal Corrections

LINCOLN COUNTY DEPUTIES ASSOCIATION (LCDA) PAY PLAN

2011-2012

Effective July 1, 2011

LI = Longevity Increase: Employees who attain 10 years of continuous service with the Sheriff's Office will be entitled to a longevity increase equal to 1% of their current wage. Employees who attain 20 years of continuous service with the Sheriff's Office will be entitled to a longevity increase equal to 2.5% of their current wage.

For Employees Hired on or after 7/1/10*

*following ratification of new contract

| NORMAL | | 1 | 2 | 3 | 4 | 5 | 6 | 7 | 8 | 9 | 10 | 11 |
|--------|---------|-------|-------|-------|-------|-------|-------|-------|-------|-------|-------|-------|
| 16.5 | SAL/MTH | 4309 | 4423 | 4541 | 4661 | 4785 | 4912 | 5042 | 5176 | 5313 | 5454 | 5598 |
| 16.2 | HRLY | 24.86 | 25.52 | 26.20 | 26.89 | 27.60 | 28.34 | 29.09 | 29.86 | 30.65 | 31.46 | 32.30 |
| LI 10 | | 4352 | 4468 | 4586 | 4708 | 4833 | 4961 | 5092 | 5227 | 5366 | 5508 | 5654 |
| 16.2 | | 25.11 | 25.77 | 26.46 | 27.16 | 27.88 | 28.62 | 29.38 | 30.16 | 30.96 | 31.78 | 32.62 |
| LI 20 | | 4417 | 4534 | 4654 | 4778 | 4904 | 5034 | 5168 | 5305 | 5446 | 5590 | 5738 |
| 16.2 | | 25.48 | 26.16 | 26.85 | 27.56 | 28.29 | 29.04 | 29.81 | 30.61 | 31.42 | 32.25 | 33.11 |

101 Corrections Health Nurse 1
560 Inmate Counselor

INTERMEDIATE CERTIFICATE

BASE + 2% OR \$50 WHICHEVER IS GREATER

| INTERMEDIATE | | 1 | 2 | 3 | 4 | 5 | 6 | 7 | 8 | 9 | 10 | 11 |
|--------------|---------|-------|-------|-------|-------|-------|-------|-------|-------|-------|-------|-------|
| 8.5 | SAL/MTH | 2375 | 2438 | 2503 | 2569 | 2638 | 2708 | 2779 | 2853 | 2929 | 3006 | 3086 |
| 8.2 | HRLY | 13.70 | 14.07 | 14.44 | 14.82 | 15.22 | 15.62 | 16.03 | 16.46 | 16.90 | 17.34 | 17.80 |
| LI 10 | | 2399 | 2463 | 2528 | 2595 | 2664 | 2735 | 2807 | 2882 | 2958 | 3036 | 3117 |
| 8.2 | | 13.84 | 14.21 | 14.59 | 14.97 | 15.37 | 15.78 | 16.19 | 16.62 | 17.07 | 17.52 | 17.98 |
| LI 20 | | 2435 | 2499 | 2566 | 2634 | 2703 | 2775 | 2849 | 2924 | 3002 | 3082 | 3163 |
| 8.2 | | 14.05 | 14.42 | 14.80 | 15.19 | 15.60 | 16.01 | 16.44 | 16.87 | 17.32 | 17.78 | 18.25 |

145 Animal Care Office Specialist

| INTERMEDIATE | | 1 | 2 | 3 | 4 | 5 | 6 | 7 | 8 | 9 | 10 | 11 |
|--------------|---------|-------|-------|-------|-------|-------|-------|-------|-------|-------|-------|-------|
| 9.5 | SAL/MTH | 2565 | 2633 | 2702 | 2774 | 2848 | 2923 | 3001 | 3080 | 3162 | 3246 | 3332 |
| 9.2 | HRLY | 14.80 | 15.19 | 15.59 | 16.00 | 16.43 | 16.86 | 17.31 | 17.77 | 18.24 | 18.73 | 19.22 |
| LI 10 | | 2590 | 2659 | 2729 | 2802 | 2876 | 2952 | 3031 | 3111 | 3194 | 3278 | 3365 |
| 9.2 | | 14.94 | 15.34 | 15.75 | 16.16 | 16.59 | 17.03 | 17.48 | 17.95 | 18.42 | 18.91 | 19.41 |
| LI 20 | | 2629 | 2698 | 2770 | 2843 | 2919 | 2996 | 3076 | 3157 | 3241 | 3327 | 3415 |
| 9.2 | | 15.17 | 15.57 | 15.98 | 16.40 | 16.84 | 17.29 | 17.74 | 18.22 | 18.70 | 19.19 | 19.70 |

100 Corrections Health Office Assistant 2
124 Cook

| INTERMEDIATE | | 1 | 2 | 3 | 4 | 5 | 6 | 7 | 8 | 9 | 10 | 11 |
|--------------|---------|-------|-------|-------|-------|-------|-------|-------|-------|-------|-------|-------|
| 10.5 | SAL/MTH | 2771 | 2844 | 2919 | 2997 | 3076 | 3158 | 3242 | 3328 | 3416 | 3507 | 3600 |
| 10.2 | HRLY | 15.98 | 16.41 | 16.84 | 17.29 | 17.75 | 18.22 | 18.70 | 19.20 | 19.71 | 20.23 | 20.77 |
| LI 10 | | 2798 | 2872 | 2949 | 3027 | 3107 | 3190 | 3274 | 3361 | 3450 | 3542 | 3636 |
| 10.2 | | 16.14 | 16.57 | 17.01 | 17.46 | 17.93 | 18.40 | 18.89 | 19.39 | 19.90 | 20.43 | 20.97 |
| LI 20 | | 2840 | 2915 | 2992 | 3072 | 3153 | 3237 | 3323 | 3411 | 3501 | 3594 | 3690 |
| 10.2 | | 16.38 | 16.82 | 17.26 | 17.72 | 18.19 | 18.67 | 19.17 | 19.68 | 20.20 | 20.74 | 21.29 |

111 Records/Property Technician
112 Warrants/Transport

LINCOLN COUNTY DEPUTIES ASSOCIATION (LCDA) PAY PLAN

2011-2012

Effective July 1, 2011

LI = Longevity Increase: Employees who attain 10 years of continuous service with the Sheriff's Office will be entitled to a longevity increase equal to 1% of their current wage. Employees who attain 20 years of continuous service with the Sheriff's Office will be entitled to a longevity increase equal to 2.5% of their current wage.

For Employees Hired on or after 7/1/10*

*following ratification of new contract

| INTERMEDIATE | | 1 | 2 | 3 | 4 | 5 | 6 | 7 | 8 | 9 | 10 | 11 |
|--------------|---------|-------|-------|-------|-------|-------|-------|-------|-------|-------|-------|-------|
| 11.5 | SAL/MTH | 2991 | 3071 | 3152 | 3236 | 3321 | 3409 | 3500 | 3593 | 3688 | 3786 | 3886 |
| 11.2 | HRLY | 17.26 | 17.71 | 18.18 | 18.67 | 19.16 | 19.67 | 20.19 | 20.73 | 21.28 | 21.84 | 22.42 |
| LI 10 | | 3021 | 3101 | 3183 | 3268 | 3355 | 3444 | 3535 | 3629 | 3725 | 3824 | 3925 |
| 11.2 | | 17.43 | 17.89 | 18.37 | 18.85 | 19.35 | 19.87 | 20.39 | 20.93 | 21.49 | 22.06 | 22.64 |
| LI 20 | | 3066 | 3147 | 3231 | 3316 | 3404 | 3495 | 3587 | 3682 | 3780 | 3880 | 3983 |
| 11.2 | | 17.69 | 18.16 | 18.64 | 19.13 | 19.64 | 20.16 | 20.70 | 21.24 | 21.81 | 22.39 | 22.98 |

113 Civil Deputy
141 Animal Control Officer

| INTERMEDIATE | | 1 | 2 | 3 | 4 | 5 | 6 | 7 | 8 | 9 | 10 | 11 |
|--------------|---------|-------|-------|-------|-------|-------|-------|-------|-------|-------|-------|-------|
| 12.5 | SAL/MTH | 3232 | 3317 | 3405 | 3496 | 3588 | 3683 | 3781 | 3881 | 3984 | 4090 | 4199 |
| 12.2 | HRLY | 18.64 | 19.14 | 19.65 | 20.17 | 20.70 | 21.25 | 21.81 | 22.39 | 22.99 | 23.60 | 24.22 |
| LI 10 | | 3264 | 3351 | 3439 | 3531 | 3624 | 3720 | 3819 | 3920 | 4024 | 4131 | 4241 |
| 12.2 | | 18.83 | 19.33 | 19.84 | 20.37 | 20.91 | 21.46 | 22.03 | 22.62 | 23.22 | 23.83 | 24.46 |
| LI 20 | | 3312 | 3400 | 3490 | 3583 | 3678 | 3776 | 3876 | 3978 | 4084 | 4192 | 4303 |
| 12.2 | | 19.11 | 19.62 | 20.14 | 20.67 | 21.22 | 21.78 | 22.36 | 22.95 | 23.56 | 24.19 | 24.83 |

187 Corrections Health LPN

| INTERMEDIATE | | 1 | 2 | 3 | 4 | 5 | 6 | 7 | 8 | 9 | 10 | 11 |
|--------------|---------|-------|-------|-------|-------|-------|-------|-------|-------|-------|-------|-------|
| 13.5 | SAL/MTH | 3489 | 3581 | 3676 | 3774 | 3874 | 3977 | 4082 | 4190 | 4301 | 4416 | 4533 |
| 13.2 | HRLY | 20.13 | 20.66 | 21.21 | 21.77 | 22.35 | 22.94 | 23.55 | 24.18 | 24.82 | 25.47 | 26.15 |
| LI 10 | | 3524 | 3617 | 3713 | 3812 | 3913 | 4016 | 4123 | 4232 | 4345 | 4460 | 4578 |
| 13.2 | | 20.33 | 20.87 | 21.42 | 21.99 | 22.57 | 23.17 | 23.79 | 24.42 | 25.06 | 25.73 | 26.41 |
| LI 20 | | 3576 | 3671 | 3768 | 3868 | 3971 | 4076 | 4184 | 4295 | 4409 | 4526 | 4646 |
| 13.2 | | 20.63 | 21.18 | 21.74 | 22.32 | 22.91 | 23.52 | 24.14 | 24.78 | 25.44 | 26.11 | 26.80 |

No positions assigned

| INTERMEDIATE | | 1 | 2 | 3 | 4 | 5 | 6 | 7 | 8 | 9 | 10 | 11 |
|--------------|---------|-------|-------|-------|-------|-------|-------|-------|-------|-------|-------|-------|
| 14.5 | SAL/MTH | 3769 | 3869 | 3972 | 4077 | 4185 | 4296 | 4410 | 4527 | 4647 | 4770 | 4897 |
| 14.2 | HRLY | 21.74 | 22.32 | 22.91 | 23.52 | 24.14 | 24.78 | 25.44 | 26.12 | 26.81 | 27.52 | 28.25 |
| LI 10 | | 3807 | 3908 | 4011 | 4118 | 4227 | 4339 | 4454 | 4572 | 4693 | 4818 | 4946 |
| 14.2 | | 21.96 | 22.54 | 23.14 | 23.76 | 24.39 | 25.03 | 25.70 | 26.38 | 27.08 | 27.80 | 28.53 |
| LI 20 | | 3863 | 3966 | 4071 | 4179 | 4290 | 4403 | 4520 | 4640 | 4763 | 4889 | 5019 |
| 14.2 | | 22.29 | 22.88 | 23.49 | 24.11 | 24.75 | 25.40 | 26.08 | 26.77 | 27.48 | 28.21 | 28.96 |

097 Corrections Deputy Interpreter
103 Deputy Sheriff (Patrol)
121 Corrections Deputy
134 Deputy Sheriff Interpreter

LINCOLN COUNTY DEPUTIES ASSOCIATION (LCDA) PAY PLAN

2011-2012

Effective July 1, 2011

LI = Longevity Increase: Employees who attain 10 years of continuous service with the Sheriff's Office will be entitled to a longevity increase equal to 1% of their current wage. Employees who attain 20 years of continuous service with the Sheriff's Office will be entitled to a longevity increase equal to 2.5% of their current wage.

For Employees Hired on or after 7/1/10*

*following ratification of new contract

| INTERMEDIATE | | 1 | 2 | 3 | 4 | 5 | 6 | 7 | 8 | 9 | 10 | 11 |
|--------------|---------|-------|-------|-------|-------|-------|-------|-------|-------|-------|-------|-------|
| 15.5 | SAL/MTH | 4070 | 4178 | 4289 | 4403 | 4519 | 4639 | 4762 | 4889 | 5018 | 5151 | 5288 |
| 15.2 | HRLY | 23.48 | 24.10 | 24.74 | 25.40 | 26.07 | 26.76 | 27.47 | 28.20 | 28.95 | 29.72 | 30.51 |
| LI 10 | | 4111 | 4220 | 4332 | 4447 | 4565 | 4686 | 4810 | 4937 | 5068 | 5203 | 5341 |
| 15.2 | | 23.72 | 24.35 | 24.99 | 25.65 | 26.33 | 27.03 | 27.75 | 28.49 | 29.24 | 30.02 | 30.81 |
| LI 20 | | 4172 | 4283 | 4396 | 4513 | 4632 | 4755 | 4881 | 5011 | 5144 | 5280 | 5420 |
| 15.2 | | 24.07 | 24.71 | 25.36 | 26.03 | 26.73 | 27.43 | 28.16 | 28.91 | 29.67 | 30.46 | 31.27 |

105 Detective
122 Corporal Patrol
129 Corporal Corrections

| INTERMEDIATE | | 1 | 2 | 3 | 4 | 5 | 6 | 7 | 8 | 9 | 10 | 11 |
|--------------|---------|-------|-------|-------|-------|-------|-------|-------|-------|-------|-------|-------|
| 16.5 | SAL/MTH | 4395 | 4512 | 4631 | 4754 | 4880 | 5010 | 5143 | 5279 | 5419 | 5563 | 5710 |
| 16.2 | HRLY | 25.36 | 26.03 | 26.72 | 27.43 | 28.16 | 28.90 | 29.67 | 30.46 | 31.26 | 32.09 | 32.94 |
| LI 10 | | 4439 | 4557 | 4678 | 4802 | 4929 | 5060 | 5194 | 5332 | 5473 | 5618 | 5767 |
| 16.2 | | 25.61 | 26.29 | 26.99 | 27.70 | 28.44 | 29.19 | 29.97 | 30.76 | 31.58 | 32.41 | 33.27 |
| LI 20 | | 4505 | 4625 | 4747 | 4873 | 5002 | 5135 | 5271 | 5411 | 5555 | 5702 | 5853 |
| 16.2 | | 25.99 | 26.68 | 27.39 | 28.11 | 28.86 | 29.63 | 30.41 | 31.22 | 32.05 | 32.90 | 33.77 |

101 Corrections Health Nurse 1
560 Inmate Counselor

ADVANCED CERTIFICATE OR DEGREE

Base + 4%

| ADVANCED | | 1 | 2 | 3 | 4 | 5 | 6 | 7 | 8 | 9 | 10 | 11 |
|----------|---------|-------|-------|-------|-------|-------|-------|-------|-------|-------|-------|-------|
| 8.5 | SAL/MTH | 2422 | 2486 | 2552 | 2620 | 2689 | 2761 | 2834 | 2909 | 2986 | 3065 | 3147 |
| 8.2 | HRLY | 13.97 | 14.34 | 14.72 | 15.11 | 15.52 | 15.93 | 16.35 | 16.78 | 17.23 | 17.68 | 18.15 |
| LI 10 | | 2446 | 2511 | 2578 | 2646 | 2716 | 2788 | 2862 | 2938 | 3016 | 3096 | 3178 |
| 8.2 | | 14.11 | 14.49 | 14.87 | 15.27 | 15.67 | 16.09 | 16.51 | 16.95 | 17.40 | 17.86 | 18.33 |
| LI 20 | | 2483 | 2548 | 2616 | 2685 | 2757 | 2830 | 2905 | 2982 | 3061 | 3142 | 3225 |
| 8.2 | | 14.32 | 14.70 | 15.09 | 15.49 | 15.90 | 16.32 | 16.76 | 17.20 | 17.66 | 18.13 | 18.61 |

145 Animal Care Office Specialist

| ADVANCED | | 1 | 2 | 3 | 4 | 5 | 6 | 7 | 8 | 9 | 10 | 11 |
|----------|---------|-------|-------|-------|-------|-------|-------|-------|-------|-------|-------|-------|
| 9.5 | SAL/MTH | 2615 | 2684 | 2755 | 2829 | 2904 | 2981 | 3060 | 3141 | 3224 | 3309 | 3397 |
| 9.2 | HRLY | 15.09 | 15.49 | 15.90 | 16.32 | 16.75 | 17.20 | 17.65 | 18.12 | 18.60 | 19.09 | 19.60 |
| LI 10 | | 2641 | 2711 | 2783 | 2857 | 2933 | 3010 | 3090 | 3172 | 3256 | 3343 | 3431 |
| 9.2 | | 15.24 | 15.64 | 16.06 | 16.48 | 16.92 | 17.37 | 17.83 | 18.30 | 18.79 | 19.28 | 19.80 |
| LI 20 | | 2680 | 2751 | 2824 | 2899 | 2976 | 3055 | 3136 | 3219 | 3305 | 3392 | 3482 |
| 9.2 | | 15.46 | 15.87 | 16.29 | 16.73 | 17.17 | 17.63 | 18.09 | 18.57 | 19.06 | 19.57 | 20.09 |

100 Corrections Health Office Assistant 2
124 Cook

LINCOLN COUNTY DEPUTIES ASSOCIATION (LCDA) PAY PLAN

2011-2012

Effective July 1, 2011

LI = Longevity Increase: Employees who attain 10 years of continuous service with the Sheriff's Office will be entitled to a longevity increase equal to 1% of their current wage. Employees who attain 20 years of continuous service with the Sheriff's Office will be entitled to a longevity increase equal to 2.5% of their current wage.

For Employees Hired on or after 7/1/10*

*following ratification of new contract

| ADVANCED | | 1 | 2 | 3 | 4 | 5 | 6 | 7 | 8 | 9 | 10 | 11 |
|----------|---------|-------|-------|-------|-------|-------|-------|-------|-------|-------|-------|-------|
| 10.5 | SAL/MTH | 2825 | 2900 | 2977 | 3056 | 3137 | 3220 | 3305 | 3393 | 3483 | 3575 | 3670 |
| 10.2 | HRLY | 16.30 | 16.73 | 17.17 | 17.63 | 18.10 | 18.58 | 19.07 | 19.57 | 20.09 | 20.63 | 21.17 |
| LI 10 | | 2853 | 2929 | 3006 | 3086 | 3168 | 3252 | 3338 | 3427 | 3518 | 3611 | 3707 |
| 10.2 | | 16.46 | 16.90 | 17.35 | 17.81 | 18.28 | 18.76 | 19.26 | 19.77 | 20.29 | 20.83 | 21.39 |
| LI 20 | | 2896 | 2972 | 3051 | 3132 | 3215 | 3300 | 3388 | 3478 | 3570 | 3665 | 3762 |
| 10.2 | | 16.70 | 17.15 | 17.60 | 18.07 | 18.55 | 19.04 | 19.55 | 20.06 | 20.60 | 21.14 | 21.70 |

111 Records/Property Technician

112 Warrants/Transport

| ADVANCED | | 1 | 2 | 3 | 4 | 5 | 6 | 7 | 8 | 9 | 10 | 11 |
|----------|---------|-------|-------|-------|-------|-------|-------|-------|-------|-------|-------|-------|
| 11.5 | SAL/MTH | 3050 | 3131 | 3214 | 3299 | 3386 | 3476 | 3568 | 3663 | 3760 | 3860 | 3962 |
| 11.2 | HRLY | 17.60 | 18.06 | 18.54 | 19.03 | 19.54 | 20.06 | 20.59 | 21.13 | 21.69 | 22.27 | 22.86 |
| LI 10 | | 3080 | 3162 | 3246 | 3332 | 3420 | 3511 | 3604 | 3700 | 3798 | 3899 | 4002 |
| 11.2 | | 17.77 | 18.24 | 18.73 | 19.22 | 19.73 | 20.26 | 20.79 | 21.34 | 21.91 | 22.49 | 23.09 |
| LI 20 | | 3126 | 3209 | 3294 | 3381 | 3471 | 3563 | 3658 | 3755 | 3854 | 3956 | 4061 |
| 11.2 | | 18.04 | 18.51 | 19.00 | 19.51 | 20.03 | 20.56 | 21.10 | 21.66 | 22.24 | 22.83 | 23.43 |

113 Civil Deputy

141 Animal Control Officer

| ADVANCED | | 1 | 2 | 3 | 4 | 5 | 6 | 7 | 8 | 9 | 10 | 11 |
|----------|---------|-------|-------|-------|-------|-------|-------|-------|-------|-------|-------|-------|
| 12.5 | SAL/MTH | 3295 | 3382 | 3472 | 3564 | 3659 | 3756 | 3855 | 3958 | 4063 | 4170 | 4281 |
| 12.2 | HRLY | 19.01 | 19.51 | 20.03 | 20.56 | 21.11 | 21.67 | 22.24 | 22.83 | 23.44 | 24.06 | 24.70 |
| LI 10 | | 3328 | 3416 | 3507 | 3600 | 3695 | 3793 | 3894 | 3997 | 4103 | 4212 | 4324 |
| 12.2 | | 19.20 | 19.71 | 20.23 | 20.77 | 21.32 | 21.88 | 22.46 | 23.06 | 23.67 | 24.30 | 24.94 |
| LI 20 | | 3377 | 3467 | 3559 | 3653 | 3750 | 3850 | 3952 | 4057 | 4164 | 4275 | 4388 |
| 12.2 | | 19.48 | 20.00 | 20.53 | 21.08 | 21.64 | 22.21 | 22.80 | 23.40 | 24.02 | 24.66 | 25.31 |

187 Corrections Health LPN

| ADVANCED | | 1 | 2 | 3 | 4 | 5 | 6 | 7 | 8 | 9 | 10 | 11 |
|----------|---------|-------|-------|-------|-------|-------|-------|-------|-------|-------|-------|-------|
| 13.5 | SAL/MTH | 3557 | 3652 | 3748 | 3848 | 3950 | 4055 | 4162 | 4273 | 4386 | 4502 | 4622 |
| 13.2 | HRLY | 20.52 | 21.07 | 21.63 | 22.20 | 22.79 | 23.39 | 24.01 | 24.65 | 25.30 | 25.97 | 26.66 |
| LI 10 | | 3593 | 3688 | 3786 | 3886 | 3989 | 4095 | 4204 | 4315 | 4430 | 4547 | 4668 |
| 13.2 | | 20.73 | 21.28 | 21.84 | 22.42 | 23.02 | 23.63 | 24.25 | 24.90 | 25.56 | 26.23 | 26.93 |
| LI 20 | | 3646 | 3743 | 3842 | 3944 | 4049 | 4156 | 4266 | 4379 | 4495 | 4615 | 4737 |
| 13.2 | | 21.04 | 21.59 | 22.17 | 22.75 | 23.36 | 23.98 | 24.61 | 25.27 | 25.94 | 26.62 | 27.33 |

No positions assigned

LINCOLN COUNTY DEPUTIES ASSOCIATION (LCDA) PAY PLAN

2011-2012

Effective July 1, 2011

LI = Longevity Increase: Employees who attain 10 years of continuous service with the Sheriff's Office will be entitled to a longevity increase equal to 1% of their current wage. Employees who attain 20 years of continuous service with the Sheriff's Office will be entitled to a longevity increase equal to 2.5% of their current wage.

For Employees Hired on or after 7/1/10*

*following ratification of new contract

| ADVANCED | | 1 | 2 | 3 | 4 | 5 | 6 | 7 | 8 | 9 | 10 | 11 |
|----------|---------|-------|-------|-------|-------|-------|-------|-------|-------|-------|-------|-------|
| 14.5 | SAL/MTH | 3843 | 3945 | 4049 | 4157 | 4267 | 4380 | 4496 | 4616 | 4738 | 4864 | 4993 |
| 14.2 | HRLY | 22.17 | 22.76 | 23.36 | 23.98 | 24.62 | 25.27 | 25.94 | 26.63 | 27.34 | 28.06 | 28.80 |
| LI 10 | | 3881 | 3984 | 4090 | 4198 | 4310 | 4424 | 4541 | 4662 | 4785 | 4912 | 5043 |
| 14.2 | | 22.39 | 22.99 | 23.60 | 24.22 | 24.86 | 25.52 | 26.20 | 26.90 | 27.61 | 28.34 | 29.09 |
| LI 20 | | 3939 | 4043 | 4151 | 4261 | 4374 | 4490 | 4609 | 4731 | 4857 | 4985 | 5118 |
| 14.2 | | 22.73 | 23.33 | 23.95 | 24.58 | 25.23 | 25.90 | 26.59 | 27.29 | 28.02 | 28.76 | 29.52 |

097 Corrections Deputy Interpreter
 103 Deputy Sheriff (Patrol)
 121 Corrections Deputy
 134 Deputy Sheriff Interpreter

| ADVANCED | | 1 | 2 | 3 | 4 | 5 | 6 | 7 | 8 | 9 | 10 | 11 |
|----------|---------|-------|-------|-------|-------|-------|-------|-------|-------|-------|-------|-------|
| 15.5 | SAL/MTH | 4150 | 4260 | 4373 | 4489 | 4608 | 4730 | 4856 | 4984 | 5117 | 5252 | 5392 |
| 15.2 | HRLY | 23.94 | 24.58 | 25.23 | 25.90 | 26.58 | 27.29 | 28.01 | 28.76 | 29.52 | 30.30 | 31.11 |
| LI 10 | | 4191 | 4303 | 4417 | 4534 | 4654 | 4777 | 4904 | 5034 | 5168 | 5305 | 5445 |
| 15.2 | | 24.18 | 24.82 | 25.48 | 26.16 | 26.85 | 27.56 | 28.29 | 29.04 | 29.81 | 30.60 | 31.42 |
| LI 20 | | 4254 | 4366 | 4482 | 4601 | 4723 | 4848 | 4977 | 5109 | 5245 | 5384 | 5526 |
| 15.2 | | 24.54 | 25.19 | 25.86 | 26.55 | 27.25 | 27.97 | 28.71 | 29.48 | 30.26 | 31.06 | 31.88 |

105 Detective
 122 Corporal Patrol
 129 Corporal Corrections

| ADVANCED | | 1 | 2 | 3 | 4 | 5 | 6 | 7 | 8 | 9 | 10 | 11 |
|----------|---------|-------|-------|-------|-------|-------|-------|-------|-------|-------|-------|-------|
| 16.5 | SAL/MTH | 4481 | 4600 | 4722 | 4848 | 4976 | 5108 | 5244 | 5383 | 5525 | 5672 | 5822 |
| 16.2 | HRLY | 25.85 | 26.54 | 27.24 | 27.97 | 28.71 | 29.47 | 30.25 | 31.05 | 31.88 | 32.72 | 33.59 |
| LI 10 | | 4526 | 4646 | 4770 | 4896 | 5026 | 5159 | 5296 | 5436 | 5581 | 5729 | 5881 |
| 16.2 | | 26.11 | 26.81 | 27.52 | 28.25 | 29.00 | 29.76 | 30.55 | 31.36 | 32.20 | 33.05 | 33.93 |
| LI 20 | | 4594 | 4715 | 4840 | 4969 | 5101 | 5236 | 5375 | 5517 | 5663 | 5814 | 5968 |
| 16.2 | | 26.50 | 27.20 | 27.93 | 28.67 | 29.43 | 30.21 | 31.01 | 31.83 | 32.67 | 33.54 | 34.43 |

101 Corrections Health Nurse 1
 560 Inmate Counselor

FTO - NOTHING ELSE

Base + 2.5%

| FTO | | 1 | 2 | 3 | 4 | 5 | 6 | 7 | 8 | 9 | 10 | 11 |
|-------|---------|-------|-------|-------|-------|-------|-------|-------|-------|-------|-------|-------|
| 8.5 | SAL/MTH | 2387 | 2450 | 2515 | 2582 | 2650 | 2721 | 2793 | 2867 | 2943 | 3021 | 3101 |
| 8.2 | HRLY | 13.77 | 14.14 | 14.51 | 14.90 | 15.29 | 15.70 | 16.11 | 16.54 | 16.98 | 17.43 | 17.89 |
| LI 10 | | 2411 | 2475 | 2540 | 2608 | 2677 | 2748 | 2821 | 2896 | 2972 | 3051 | 3132 |
| 8.2 | | 13.91 | 14.28 | 14.66 | 15.05 | 15.44 | 15.85 | 16.27 | 16.71 | 17.15 | 17.60 | 18.07 |
| LI 20 | | 2447 | 2512 | 2578 | 2647 | 2717 | 2789 | 2863 | 2939 | 3017 | 3097 | 3179 |
| 8.2 | | 14.12 | 14.49 | 14.87 | 15.27 | 15.67 | 16.09 | 16.52 | 16.95 | 17.40 | 17.87 | 18.34 |

145 Animal Care Office Specialist

LINCOLN COUNTY DEPUTIES ASSOCIATION (LCDA) PAY PLAN

2011-2012

Effective July 1, 2011

LI = Longevity Increase: Employees who attain 10 years of continuous service with the Sheriff's Office will be entitled to a longevity increase equal to 1% of their current wage. Employees who attain 20 years of continuous service with the Sheriff's Office will be entitled to a longevity increase equal to 2.5% of their current wage.

For Employees Hired on or after 7/1/10*

*following ratification of new contract

| FTO | | 1 | 2 | 3 | 4 | 5 | 6 | 7 | 8 | 9 | 10 | 11 |
|-------|---------|-------|-------|-------|-------|-------|-------|-------|-------|-------|-------|-------|
| 9.5 | SAL/MTH | 2577 | 2646 | 2716 | 2788 | 2862 | 2938 | 3015 | 3095 | 3177 | 3262 | 3348 |
| 9.2 | HRLY | 14.87 | 15.26 | 15.67 | 16.08 | 16.51 | 16.95 | 17.40 | 17.86 | 18.33 | 18.82 | 19.32 |
| LI 10 | | 2603 | 2672 | 2743 | 2816 | 2890 | 2967 | 3046 | 3126 | 3209 | 3294 | 3382 |
| 9.2 | | 15.02 | 15.42 | 15.82 | 16.24 | 16.67 | 17.12 | 17.57 | 18.04 | 18.52 | 19.01 | 19.51 |
| LI 20 | | 2642 | 2712 | 2784 | 2857 | 2933 | 3011 | 3091 | 3173 | 3257 | 3343 | 3432 |
| 9.2 | | 15.24 | 15.64 | 16.06 | 16.49 | 16.92 | 17.37 | 17.83 | 18.30 | 18.79 | 19.29 | 19.80 |

100 Corrections Health Office Assistant 2
124 Cook

| FTO | | 1 | 2 | 3 | 4 | 5 | 6 | 7 | 8 | 9 | 10 | 11 |
|-------|---------|-------|-------|-------|-------|-------|-------|-------|-------|-------|-------|-------|
| 10.5 | SAL/MTH | 2784 | 2858 | 2934 | 3012 | 3091 | 3173 | 3258 | 3344 | 3433 | 3524 | 3617 |
| 10.2 | HRLY | 16.06 | 16.49 | 16.93 | 17.37 | 17.84 | 18.31 | 18.79 | 19.29 | 19.80 | 20.33 | 20.87 |
| LI 10 | | 2812 | 2887 | 2963 | 3042 | 3122 | 3205 | 3290 | 3377 | 3467 | 3559 | 3653 |
| 10.2 | | 16.22 | 16.65 | 17.09 | 17.55 | 18.01 | 18.49 | 18.98 | 19.49 | 20.00 | 20.53 | 21.08 |
| LI 20 | | 2854 | 2929 | 3007 | 3087 | 3169 | 3253 | 3339 | 3428 | 3518 | 3612 | 3708 |
| 10.2 | | 16.46 | 16.90 | 17.35 | 17.81 | 18.28 | 18.77 | 19.26 | 19.77 | 20.30 | 20.84 | 21.39 |

111 Records/Property Technician
112 Warrants/Transport

| FTO | | 1 | 2 | 3 | 4 | 5 | 6 | 7 | 8 | 9 | 10 | 11 |
|-------|---------|-------|-------|-------|-------|-------|-------|-------|-------|-------|-------|-------|
| 11.5 | SAL/MTH | 3006 | 3086 | 3167 | 3251 | 3338 | 3426 | 3517 | 3610 | 3706 | 3804 | 3905 |
| 11.2 | HRLY | 17.34 | 17.80 | 18.27 | 18.76 | 19.26 | 19.77 | 20.29 | 20.83 | 21.38 | 21.95 | 22.53 |
| LI 10 | | 3036 | 3116 | 3199 | 3284 | 3371 | 3460 | 3552 | 3646 | 3743 | 3842 | 3944 |
| 11.2 | | 17.51 | 17.98 | 18.46 | 18.95 | 19.45 | 19.96 | 20.49 | 21.04 | 21.59 | 22.17 | 22.76 |
| LI 20 | | 3081 | 3163 | 3247 | 3333 | 3421 | 3512 | 3605 | 3701 | 3799 | 3899 | 4003 |
| 11.2 | | 17.77 | 18.25 | 18.73 | 19.23 | 19.74 | 20.26 | 20.80 | 21.35 | 21.92 | 22.50 | 23.09 |

113 Civil Deputy
141 Animal Control Officer

| FTO | | 1 | 2 | 3 | 4 | 5 | 6 | 7 | 8 | 9 | 10 | 11 |
|-------|---------|-------|-------|-------|-------|-------|-------|-------|-------|-------|-------|-------|
| 12.5 | SAL/MTH | 3247 | 3334 | 3422 | 3513 | 3606 | 3702 | 3800 | 3900 | 4004 | 4110 | 4219 |
| 12.2 | HRLY | 18.74 | 19.23 | 19.74 | 20.27 | 20.80 | 21.36 | 21.92 | 22.50 | 23.10 | 23.71 | 24.34 |
| LI 10 | | 3280 | 3367 | 3456 | 3548 | 3642 | 3739 | 3838 | 3939 | 4044 | 4151 | 4261 |
| 12.2 | | 18.92 | 19.42 | 19.94 | 20.47 | 21.01 | 21.57 | 22.14 | 22.73 | 23.33 | 23.95 | 24.58 |
| LI 20 | | 3329 | 3417 | 3508 | 3601 | 3696 | 3794 | 3895 | 3998 | 4104 | 4213 | 4325 |
| 12.2 | | 19.20 | 19.71 | 20.24 | 20.77 | 21.32 | 21.89 | 22.47 | 23.07 | 23.68 | 24.30 | 24.95 |

187 Corrections Health LPN

LINCOLN COUNTY DEPUTIES ASSOCIATION (LCDA) PAY PLAN

2011-2012

Effective July 1, 2011

LI = Longevity Increase: Employees who attain 10 years of continuous service with the Sheriff's Office will be entitled to a longevity increase equal to 1% of their current wage. Employees who attain 20 years of continuous service with the Sheriff's Office will be entitled to a longevity increase equal to 2.5% of their current wage.

For Employees Hired on or after 7/1/10*

*following ratification of new contract

| FTO | | 1 | 2 | 3 | 4 | 5 | 6 | 7 | 8 | 9 | 10 | 11 |
|-------|---------|-------|-------|-------|-------|-------|-------|-------|-------|-------|-------|-------|
| 13.5 | SAL/MTH | 3506 | 3599 | 3694 | 3792 | 3893 | 3996 | 4102 | 4211 | 4323 | 4437 | 4555 |
| 13.2 | HRLY | 20.23 | 20.76 | 21.31 | 21.88 | 22.46 | 23.05 | 23.67 | 24.29 | 24.94 | 25.60 | 26.28 |
| LI 10 | | 3541 | 3635 | 3731 | 3830 | 3932 | 4036 | 4143 | 4253 | 4366 | 4482 | 4600 |
| 13.2 | | 20.43 | 20.97 | 21.53 | 22.10 | 22.68 | 23.29 | 23.90 | 24.54 | 25.19 | 25.86 | 26.54 |
| LI 20 | | 3594 | 3689 | 3787 | 3887 | 3990 | 4096 | 4205 | 4316 | 4431 | 4548 | 4669 |
| 13.2 | | 20.73 | 21.28 | 21.85 | 22.43 | 23.02 | 23.63 | 24.26 | 24.90 | 25.56 | 26.24 | 26.94 |

No positions assigned

| FTO | | 1 | 2 | 3 | 4 | 5 | 6 | 7 | 8 | 9 | 10 | 11 |
|-------|---------|-------|-------|-------|-------|-------|-------|-------|-------|-------|-------|-------|
| 14.5 | SAL/MTH | 3788 | 3888 | 3991 | 4097 | 4206 | 4317 | 4432 | 4549 | 4670 | 4794 | 4921 |
| 14.2 | HRLY | 21.85 | 22.43 | 23.03 | 23.64 | 24.26 | 24.91 | 25.57 | 26.24 | 26.94 | 27.66 | 28.39 |
| LI 10 | | 3825 | 3927 | 4031 | 4138 | 4248 | 4360 | 4476 | 4595 | 4716 | 4842 | 4970 |
| 14.2 | | 22.07 | 22.65 | 23.26 | 23.87 | 24.51 | 25.16 | 25.82 | 26.51 | 27.21 | 27.93 | 28.67 |
| LI 20 | | 3882 | 3985 | 4091 | 4199 | 4311 | 4425 | 4542 | 4663 | 4786 | 4913 | 5044 |
| 14.2 | | 22.40 | 22.99 | 23.60 | 24.23 | 24.87 | 25.53 | 26.21 | 26.90 | 27.61 | 28.35 | 29.10 |

097 Corrections Deputy Interpreter

103 Deputy Sheriff (Patrol)

121 Corrections Deputy

134 Deputy Sheriff Interpreter

| FTO | | 1 | 2 | 3 | 4 | 5 | 6 | 7 | 8 | 9 | 10 | 11 |
|-------|---------|-------|-------|-------|-------|-------|-------|-------|-------|-------|-------|-------|
| 15.5 | SAL/MTH | 4090 | 4199 | 4310 | 4424 | 4542 | 4662 | 4786 | 4913 | 5043 | 5177 | 5314 |
| 15.2 | HRLY | 23.60 | 24.22 | 24.86 | 25.52 | 26.20 | 26.90 | 27.61 | 28.34 | 29.09 | 29.86 | 30.66 |
| LI 10 | | 4131 | 4241 | 4353 | 4468 | 4587 | 4709 | 4833 | 4962 | 5093 | 5228 | 5367 |
| 15.2 | | 23.83 | 24.46 | 25.11 | 25.78 | 26.46 | 27.16 | 27.89 | 28.62 | 29.38 | 30.16 | 30.96 |
| LI 20 | | 4192 | 4304 | 4418 | 4535 | 4655 | 4779 | 4905 | 5035 | 5169 | 5306 | 5447 |
| 15.2 | | 24.19 | 24.83 | 25.49 | 26.16 | 26.86 | 27.57 | 28.30 | 29.05 | 29.82 | 30.61 | 31.42 |

105 Detective

122 Corporal Patrol

129 Corporal Corrections

| FTO | | 1 | 2 | 3 | 4 | 5 | 6 | 7 | 8 | 9 | 10 | 11 |
|-------|---------|-------|-------|-------|-------|-------|-------|-------|-------|-------|-------|-------|
| 16.5 | SAL/MTH | 4417 | 4534 | 4654 | 4778 | 4904 | 5034 | 5168 | 5305 | 5446 | 5590 | 5738 |
| 16.2 | HRLY | 25.48 | 26.16 | 26.85 | 27.56 | 28.29 | 29.04 | 29.81 | 30.61 | 31.42 | 32.25 | 33.11 |
| LI 10 | | 4461 | 4579 | 4701 | 4825 | 4953 | 5085 | 5220 | 5358 | 5500 | 5646 | 5796 |
| 16.2 | | 25.74 | 26.42 | 27.12 | 27.84 | 28.58 | 29.34 | 30.11 | 30.91 | 31.73 | 32.57 | 33.44 |
| LI 20 | | 4527 | 4647 | 4771 | 4897 | 5027 | 5160 | 5297 | 5438 | 5582 | 5730 | 5882 |
| 16.2 | | 26.12 | 26.81 | 27.52 | 28.25 | 29.00 | 29.77 | 30.56 | 31.37 | 32.20 | 33.06 | 33.93 |

101 Corrections Health Nurse 1

560 Inmate Counselor

LINCOLN COUNTY DEPUTIES ASSOCIATION (LCDA) PAY PLAN

2011-2012

Effective July 1, 2011

LI = Longevity Increase: Employees who attain 10 years of continuous service with the Sheriff's Office will be entitled to a longevity increase equal to 1% of their current wage. Employees who attain 20 years of continuous service with the Sheriff's Office will be entitled to a longevity increase equal to 2.5% of their current wage.

For Employees Hired on or after 7/1/10*

*following ratification of new contract

FTO + INTERMEDIATE CERTIFICATE

Base +2% + 2.5%

| FTO + INTER | | 1 | 2 | 3 | 4 | 5 | 6 | 7 | 8 | 9 | 10 | 11 |
|-------------|---------|-------|-------|-------|-------|-------|-------|-------|-------|-------|-------|-------|
| 8.5 | SAL/MTH | 2435 | 2499 | 2566 | 2634 | 2703 | 2775 | 2849 | 2924 | 3002 | 3082 | 3163 |
| 8.2 | HRLY | 14.05 | 14.42 | 14.80 | 15.19 | 15.60 | 16.01 | 16.44 | 16.87 | 17.32 | 17.78 | 18.25 |
| LI 10 | | 2459 | 2524 | 2591 | 2660 | 2731 | 2803 | 2877 | 2954 | 3032 | 3112 | 3195 |
| 8.2 | | 14.19 | 14.56 | 14.95 | 15.35 | 15.75 | 16.17 | 16.60 | 17.04 | 17.49 | 17.96 | 18.43 |
| LI 20 | | 2496 | 2562 | 2630 | 2699 | 2771 | 2845 | 2920 | 2997 | 3077 | 3159 | 3242 |
| 8.2 | | 14.40 | 14.78 | 15.17 | 15.57 | 15.99 | 16.41 | 16.85 | 17.29 | 17.75 | 18.22 | 18.71 |

145 Animal Care Office Specialist

| FTO + INTER | | 1 | 2 | 3 | 4 | 5 | 6 | 7 | 8 | 9 | 10 | 11 |
|-------------|---------|-------|-------|-------|-------|-------|-------|-------|-------|-------|-------|-------|
| 9.5 | SAL/MTH | 2629 | 2698 | 2770 | 2843 | 2919 | 2996 | 3076 | 3157 | 3241 | 3327 | 3415 |
| 9.2 | HRLY | 15.17 | 15.57 | 15.99 | 16.41 | 16.84 | 17.29 | 17.75 | 18.22 | 18.70 | 19.20 | 19.71 |
| LI 10 | | 2655 | 2725 | 2798 | 2872 | 2948 | 3026 | 3106 | 3189 | 3273 | 3360 | 3449 |
| 9.2 | | 15.32 | 15.73 | 16.15 | 16.57 | 17.01 | 17.46 | 17.93 | 18.40 | 18.89 | 19.39 | 19.91 |
| LI 20 | | 2694 | 2766 | 2839 | 2915 | 2992 | 3071 | 3153 | 3236 | 3322 | 3410 | 3501 |
| 9.2 | | 15.55 | 15.96 | 16.38 | 16.82 | 17.27 | 17.72 | 18.19 | 18.68 | 19.17 | 19.68 | 20.20 |

100 Corrections Health Office Assistant 2

124 Cook

| FTO + INTER | | 1 | 2 | 3 | 4 | 5 | 6 | 7 | 8 | 9 | 10 | 11 |
|-------------|---------|-------|-------|-------|-------|-------|-------|-------|-------|-------|-------|-------|
| 10.5 | SAL/MTH | 2840 | 2915 | 2992 | 3072 | 3153 | 3237 | 3323 | 3411 | 3501 | 3594 | 3690 |
| 10.2 | HRLY | 16.38 | 16.82 | 17.26 | 17.72 | 18.19 | 18.67 | 19.17 | 19.68 | 20.20 | 20.74 | 21.29 |
| LI 10 | | 2868 | 2944 | 3022 | 3103 | 3185 | 3269 | 3356 | 3445 | 3536 | 3630 | 3726 |
| 10.2 | | 16.55 | 16.99 | 17.44 | 17.90 | 18.37 | 18.86 | 19.36 | 19.87 | 20.40 | 20.94 | 21.50 |
| LI 20 | | 2911 | 2988 | 3067 | 3149 | 3232 | 3318 | 3406 | 3496 | 3589 | 3684 | 3782 |
| 10.2 | | 16.79 | 17.24 | 17.70 | 18.17 | 18.65 | 19.14 | 19.65 | 20.17 | 20.70 | 21.25 | 21.82 |

111 Records/Property Technician

112 Warrants/Transport

| FTO + INTER | | 1 | 2 | 3 | 4 | 5 | 6 | 7 | 8 | 9 | 10 | 11 |
|-------------|---------|-------|-------|-------|-------|-------|-------|-------|-------|-------|-------|-------|
| 11.5 | SAL/MTH | 3066 | 3147 | 3231 | 3316 | 3404 | 3495 | 3587 | 3682 | 3780 | 3880 | 3983 |
| 11.2 | HRLY | 17.69 | 18.16 | 18.64 | 19.13 | 19.64 | 20.16 | 20.70 | 21.24 | 21.81 | 22.39 | 22.98 |
| LI 10 | | 3097 | 3179 | 3263 | 3350 | 3438 | 3530 | 3623 | 3719 | 3818 | 3919 | 4023 |
| 11.2 | | 17.87 | 18.34 | 18.83 | 19.32 | 19.84 | 20.36 | 20.90 | 21.46 | 22.03 | 22.61 | 23.21 |
| LI 20 | | 3143 | 3226 | 3311 | 3399 | 3489 | 3582 | 3677 | 3775 | 3875 | 3977 | 4083 |
| 11.2 | | 18.13 | 18.61 | 19.10 | 19.61 | 20.13 | 20.67 | 21.21 | 21.78 | 22.35 | 22.95 | 23.55 |

113 Civil Deputy

141 Animal Control Officer

LINCOLN COUNTY DEPUTIES ASSOCIATION (LCDA) PAY PLAN

2011-2012

Effective July 1, 2011

LI = Longevity Increase: Employees who attain 10 years of continuous service with the Sheriff's Office will be entitled to a longevity increase equal to 1% of their current wage. Employees who attain 20 years of continuous service with the Sheriff's Office will be entitled to a longevity increase equal to 2.5% of their current wage.

For Employees Hired on or after 7/1/10*

*following ratification of new contract

| FTO + INTER | | 1 | 2 | 3 | 4 | 5 | 6 | 7 | 8 | 9 | 10 | 11 |
|-------------|---------|-------|-------|-------|-------|-------|-------|-------|-------|-------|-------|-------|
| 12.5 | SAL/MTH | 3312 | 3400 | 3490 | 3583 | 3678 | 3776 | 3876 | 3978 | 4084 | 4192 | 4303 |
| 12.2 | HRLY | 19.11 | 19.62 | 20.14 | 20.67 | 21.22 | 21.78 | 22.36 | 22.95 | 23.56 | 24.19 | 24.83 |
| LI 10 | | 3346 | 3434 | 3525 | 3619 | 3715 | 3813 | 3914 | 4018 | 4125 | 4234 | 4347 |
| 12.2 | | 19.30 | 19.81 | 20.34 | 20.88 | 21.43 | 22.00 | 22.58 | 23.18 | 23.80 | 24.43 | 25.08 |
| LI 20 | | 3395 | 3485 | 3578 | 3673 | 3770 | 3870 | 3973 | 4078 | 4186 | 4297 | 4411 |
| 12.2 | | 19.59 | 20.11 | 20.64 | 21.19 | 21.75 | 22.33 | 22.92 | 23.53 | 24.15 | 24.79 | 25.45 |

187 Corrections Health LPN

| FTO + INTER | | 1 | 2 | 3 | 4 | 5 | 6 | 7 | 8 | 9 | 10 | 11 |
|-------------|---------|-------|-------|-------|-------|-------|-------|-------|-------|-------|-------|-------|
| 13.5 | SAL/MTH | 3576 | 3671 | 3768 | 3868 | 3971 | 4076 | 4184 | 4295 | 4409 | 4526 | 4646 |
| 13.2 | HRLY | 20.63 | 21.18 | 21.74 | 22.32 | 22.91 | 23.52 | 24.14 | 24.78 | 25.44 | 26.11 | 26.81 |
| LI 10 | | 3612 | 3708 | 3806 | 3907 | 4010 | 4117 | 4226 | 4338 | 4453 | 4571 | 4692 |
| 13.2 | | 20.84 | 21.39 | 21.96 | 22.54 | 23.14 | 23.75 | 24.38 | 25.03 | 25.69 | 26.38 | 27.07 |
| LI 20 | | 3665 | 3763 | 3862 | 3965 | 4070 | 4178 | 4289 | 4403 | 4519 | 4639 | 4762 |
| 13.2 | | 21.15 | 21.71 | 22.29 | 22.88 | 23.48 | 24.11 | 24.75 | 25.40 | 26.08 | 26.77 | 27.48 |

No positions assigned

| FTO + INTER | | 1 | 2 | 3 | 4 | 5 | 6 | 7 | 8 | 9 | 10 | 11 |
|-------------|---------|-------|-------|-------|-------|-------|-------|-------|-------|-------|-------|-------|
| 14.5 | SAL/MTH | 3863 | 3966 | 4071 | 4179 | 4290 | 4403 | 4520 | 4640 | 4763 | 4889 | 5019 |
| 14.2 | HRLY | 22.29 | 22.88 | 23.49 | 24.11 | 24.75 | 25.40 | 26.08 | 26.77 | 27.48 | 28.21 | 28.96 |
| LI 10 | | 3902 | 4005 | 4112 | 4221 | 4333 | 4447 | 4565 | 4686 | 4811 | 4938 | 5069 |
| 14.2 | | 22.51 | 23.11 | 23.72 | 24.35 | 25.00 | 25.66 | 26.34 | 27.04 | 27.75 | 28.49 | 29.25 |
| LI 20 | | 3960 | 4065 | 4173 | 4283 | 4397 | 4514 | 4633 | 4756 | 4882 | 5012 | 5145 |
| 14.2 | | 22.85 | 23.45 | 24.07 | 24.71 | 25.37 | 26.04 | 26.73 | 27.44 | 28.17 | 28.91 | 29.68 |

097 Corrections Deputy Interpreter

103 Deputy Sheriff (Patrol)

121 Corrections Deputy

134 Deputy Sheriff Interpreter

| FTO + INTER | | 1 | 2 | 3 | 4 | 5 | 6 | 7 | 8 | 9 | 10 | 11 |
|-------------|---------|-------|-------|-------|-------|-------|-------|-------|-------|-------|-------|-------|
| 15.5 | SAL/MTH | 4172 | 4283 | 4396 | 4513 | 4632 | 4755 | 4881 | 5011 | 5144 | 5280 | 5420 |
| 15.2 | HRLY | 24.07 | 24.71 | 25.36 | 26.03 | 26.73 | 27.43 | 28.16 | 28.91 | 29.67 | 30.46 | 31.27 |
| LI 10 | | 4214 | 4325 | 4440 | 4558 | 4679 | 4803 | 4930 | 5061 | 5195 | 5333 | 5474 |
| 15.2 | | 24.31 | 24.95 | 25.62 | 26.30 | 26.99 | 27.71 | 28.44 | 29.20 | 29.97 | 30.77 | 31.58 |
| LI 20 | | 4276 | 4390 | 4506 | 4625 | 4748 | 4874 | 5003 | 5136 | 5272 | 5412 | 5556 |
| 15.2 | | 24.67 | 25.32 | 26.00 | 26.69 | 27.39 | 28.12 | 28.87 | 29.63 | 30.42 | 31.22 | 32.05 |

105 Detective

122 Corporal Patrol

129 Corporal Corrections

LINCOLN COUNTY DEPUTIES ASSOCIATION (LCDA) PAY PLAN

2011-2012

Effective July 1, 2011

LI = Longevity Increase: Employees who attain 10 years of continuous service with the Sheriff's Office will be entitled to a longevity increase equal to 1% of their current wage. Employees who attain 20 years of continuous service with the Sheriff's Office will be entitled to a longevity increase equal to 2.5% of their current wage.

For Employees Hired on or after 7/1/10*

*following ratification of new contract

| FTO + INTER | | 1 | 2 | 3 | 4 | 5 | 6 | 7 | 8 | 9 | 10 | 11 |
|-------------|---------|-------|-------|-------|-------|-------|-------|-------|-------|-------|-------|-------|
| 16.5 | SAL/MTH | 4505 | 4625 | 4747 | 4873 | 5002 | 5135 | 5271 | 5411 | 5555 | 5702 | 5853 |
| 16.2 | HRLY | 25.99 | 26.68 | 27.39 | 28.11 | 28.86 | 29.63 | 30.41 | 31.22 | 32.05 | 32.90 | 33.77 |
| LI 10 | | 4550 | 4671 | 4795 | 4922 | 5052 | 5186 | 5324 | 5465 | 5610 | 5759 | 5912 |
| 16.2 | | 26.25 | 26.95 | 27.66 | 28.40 | 29.15 | 29.92 | 30.72 | 31.53 | 32.37 | 33.22 | 34.11 |
| LI 20 | | 4618 | 4740 | 4866 | 4995 | 5127 | 5263 | 5403 | 5546 | 5693 | 5844 | 5999 |
| 16.2 | | 26.64 | 27.35 | 28.07 | 28.82 | 29.58 | 30.37 | 31.17 | 32.00 | 32.85 | 33.72 | 34.61 |

101 Corrections Health Nurse 1
560 Inmate Counselor

FTO + ADVANCED CERTIFICATE

Base + 4% + 2.5%

| FTO + ADV | | 1 | 2 | 3 | 4 | 5 | 6 | 7 | 8 | 9 | 10 | 11 |
|-----------|---------|-------|-------|-------|-------|-------|-------|-------|-------|-------|-------|-------|
| 8.5 | SAL/MTH | 2483 | 2548 | 2616 | 2685 | 2757 | 2830 | 2905 | 2982 | 3061 | 3142 | 3225 |
| 8.2 | HRLY | 14.32 | 14.70 | 15.09 | 15.49 | 15.90 | 16.32 | 16.76 | 17.20 | 17.66 | 18.13 | 18.61 |
| LI 10 | | 2507 | 2574 | 2642 | 2712 | 2784 | 2858 | 2934 | 3011 | 3091 | 3173 | 3258 |
| 8.2 | | 14.47 | 14.85 | 15.24 | 15.65 | 16.06 | 16.49 | 16.93 | 17.37 | 17.83 | 18.31 | 18.79 |
| LI 20 | | 2545 | 2612 | 2681 | 2752 | 2825 | 2900 | 2977 | 3056 | 3137 | 3220 | 3306 |
| 8.2 | | 14.68 | 15.07 | 15.47 | 15.88 | 16.30 | 16.73 | 17.18 | 17.63 | 18.10 | 18.58 | 19.07 |

145 Animal Care Office Specialist

| FTO + ADV | | 1 | 2 | 3 | 4 | 5 | 6 | 7 | 8 | 9 | 10 | 11 |
|-----------|---------|-------|-------|-------|-------|-------|-------|-------|-------|-------|-------|-------|
| 9.5 | SAL/MTH | 2680 | 2751 | 2824 | 2899 | 2976 | 3055 | 3136 | 3219 | 3305 | 3392 | 3482 |
| 9.2 | HRLY | 15.46 | 15.87 | 16.29 | 16.73 | 17.17 | 17.63 | 18.09 | 18.57 | 19.06 | 19.57 | 20.09 |
| LI 10 | | 2707 | 2779 | 2853 | 2928 | 3006 | 3086 | 3167 | 3251 | 3338 | 3426 | 3517 |
| 9.2 | | 15.62 | 16.03 | 16.46 | 16.89 | 17.34 | 17.80 | 18.27 | 18.76 | 19.26 | 19.77 | 20.29 |
| LI 20 | | 2747 | 2820 | 2895 | 2972 | 3051 | 3131 | 3214 | 3300 | 3387 | 3477 | 3569 |
| 9.2 | | 15.85 | 16.27 | 16.70 | 17.14 | 17.60 | 18.07 | 18.54 | 19.04 | 19.54 | 20.06 | 20.59 |

100 Corrections Health Office Assistant 2
124 Cook

| FTO + ADV | | 1 | 2 | 3 | 4 | 5 | 6 | 7 | 8 | 9 | 10 | 11 |
|-----------|---------|-------|-------|-------|-------|-------|-------|-------|-------|-------|-------|-------|
| 10.5 | SAL/MTH | 2896 | 2972 | 3051 | 3132 | 3215 | 3300 | 3388 | 3478 | 3570 | 3665 | 3762 |
| 10.2 | HRLY | 16.70 | 17.15 | 17.60 | 18.07 | 18.55 | 19.04 | 19.55 | 20.06 | 20.60 | 21.14 | 21.70 |
| LI 10 | | 2924 | 3002 | 3082 | 3163 | 3247 | 3333 | 3422 | 3513 | 3606 | 3701 | 3799 |
| 10.2 | | 16.87 | 17.32 | 17.78 | 18.25 | 18.73 | 19.23 | 19.74 | 20.26 | 20.80 | 21.35 | 21.92 |
| LI 20 | | 2968 | 3047 | 3127 | 3210 | 3295 | 3383 | 3473 | 3565 | 3659 | 3756 | 3856 |
| 10.2 | | 17.12 | 17.58 | 18.04 | 18.52 | 19.01 | 19.52 | 20.03 | 20.57 | 21.11 | 21.67 | 22.25 |

111 Records/Property Technician
112 Warrants/Transport

LINCOLN COUNTY DEPUTIES ASSOCIATION (LCDA) PAY PLAN

2011-2012

Effective July 1, 2011

LI = Longevity Increase: Employees who attain 10 years of continuous service with the Sheriff's Office will be entitled to a longevity increase equal to 1% of their current wage. Employees who attain 20 years of continuous service with the Sheriff's Office will be entitled to a longevity increase equal to 2.5% of their current wage.

For Employees Hired on or after 7/1/10*

*following ratification of new contract

| FTO + ADV | | 1 | 2 | 3 | 4 | 5 | 6 | 7 | 8 | 9 | 10 | 11 |
|-----------|---------|-------|-------|-------|-------|-------|-------|-------|-------|-------|-------|-------|
| 11.5 | SAL/MTH | 3126 | 3209 | 3294 | 3381 | 3471 | 3563 | 3658 | 3755 | 3854 | 3956 | 4061 |
| 11.2 | HRLY | 18.04 | 18.51 | 19.00 | 19.51 | 20.03 | 20.56 | 21.10 | 21.66 | 22.24 | 22.83 | 23.43 |
| LI 10 | | 3157 | 3241 | 3327 | 3415 | 3506 | 3599 | 3694 | 3792 | 3893 | 3996 | 4102 |
| 11.2 | | 18.22 | 18.70 | 19.19 | 19.70 | 20.23 | 20.76 | 21.31 | 21.88 | 22.46 | 23.05 | 23.67 |
| LI 20 | | 3204 | 3289 | 3376 | 3466 | 3558 | 3652 | 3749 | 3849 | 3951 | 4055 | 4163 |
| 11.2 | | 18.49 | 18.98 | 19.48 | 20.00 | 20.53 | 21.07 | 21.63 | 22.20 | 22.79 | 23.40 | 24.02 |

113 Civil Deputy
141 Animal Control Officer

| FTO + ADV | | 1 | 2 | 3 | 4 | 5 | 6 | 7 | 8 | 9 | 10 | 11 |
|-----------|---------|-------|-------|-------|-------|-------|-------|-------|-------|-------|-------|-------|
| 12.5 | SAL/MTH | 3377 | 3467 | 3559 | 3653 | 3750 | 3850 | 3952 | 4057 | 4164 | 4275 | 4388 |
| 12.2 | HRLY | 19.48 | 20.00 | 20.53 | 21.08 | 21.64 | 22.21 | 22.80 | 23.40 | 24.02 | 24.66 | 25.31 |
| LI 10 | | 3411 | 3502 | 3594 | 3690 | 3788 | 3888 | 3991 | 4097 | 4206 | 4317 | 4432 |
| 12.2 | | 19.68 | 20.20 | 20.74 | 21.29 | 21.85 | 22.43 | 23.03 | 23.64 | 24.26 | 24.91 | 25.57 |
| LI 20 | | 3462 | 3554 | 3648 | 3745 | 3844 | 3946 | 4050 | 4158 | 4268 | 4381 | 4498 |
| 12.2 | | 19.97 | 20.50 | 21.05 | 21.60 | 22.18 | 22.76 | 23.37 | 23.99 | 24.62 | 25.28 | 25.95 |

187 Corrections Health LPN

| FTO + ADV | | 1 | 2 | 3 | 4 | 5 | 6 | 7 | 8 | 9 | 10 | 11 |
|-----------|---------|-------|-------|-------|-------|-------|-------|-------|-------|-------|-------|-------|
| 13.5 | SAL/MTH | 3646 | 3743 | 3842 | 3944 | 4049 | 4156 | 4266 | 4379 | 4495 | 4615 | 4737 |
| 13.2 | HRLY | 21.04 | 21.59 | 22.17 | 22.75 | 23.36 | 23.98 | 24.61 | 25.27 | 25.94 | 26.62 | 27.33 |
| LI 10 | | 3683 | 3780 | 3881 | 3983 | 4089 | 4198 | 4309 | 4423 | 4540 | 4661 | 4784 |
| 13.2 | | 21.25 | 21.81 | 22.39 | 22.98 | 23.59 | 24.22 | 24.86 | 25.52 | 26.19 | 26.89 | 27.60 |
| LI 20 | | 3737 | 3836 | 3938 | 4043 | 4150 | 4260 | 4373 | 4489 | 4608 | 4730 | 4856 |
| 13.2 | | 21.56 | 22.13 | 22.72 | 23.32 | 23.94 | 24.58 | 25.23 | 25.90 | 26.58 | 27.29 | 28.01 |

No positions assigned

| FTO + ADV | | 1 | 2 | 3 | 4 | 5 | 6 | 7 | 8 | 9 | 10 | 11 |
|-----------|---------|-------|-------|-------|-------|-------|-------|-------|-------|-------|-------|-------|
| 14.5 | SAL/MTH | 3939 | 4043 | 4151 | 4261 | 4374 | 4490 | 4609 | 4731 | 4857 | 4985 | 5118 |
| 14.2 | HRLY | 22.73 | 23.33 | 23.95 | 24.58 | 25.23 | 25.90 | 26.59 | 27.29 | 28.02 | 28.76 | 29.52 |
| LI 10 | | 3978 | 4084 | 4192 | 4303 | 4418 | 4535 | 4655 | 4778 | 4905 | 5035 | 5169 |
| 14.2 | | 22.95 | 23.56 | 24.19 | 24.83 | 25.49 | 26.16 | 26.86 | 27.57 | 28.30 | 29.05 | 29.82 |
| LI 20 | | 4037 | 4145 | 4254 | 4367 | 4483 | 4602 | 4724 | 4849 | 4978 | 5110 | 5245 |
| 14.2 | | 23.29 | 23.91 | 24.54 | 25.20 | 25.86 | 26.55 | 27.25 | 27.98 | 28.72 | 29.48 | 30.26 |

097 Corrections Deputy Interpreter
103 Deputy Sheriff (Patrol)
121 Corrections Deputy
134 Deputy Sheriff Interpreter

LINCOLN COUNTY DEPUTIES ASSOCIATION (LCDA) PAY PLAN

2011-2012

Effective July 1, 2011

LI = Longevity Increase: Employees who attain 10 years of continuous service with the Sheriff's Office will be entitled to a longevity increase equal to 1% of their current wage. Employees who attain 20 years of continuous service with the Sheriff's Office will be entitled to a longevity increase equal to 2.5% of their current wage.

For Employees Hired on or after 7/1/10*

*following ratification of new contract

| FTO + ADV | | 1 | 2 | 3 | 4 | 5 | 6 | 7 | 8 | 9 | 10 | 11 |
|--------------|----------------|-------|-------|-------|-------|-------|-------|-------|-------|-------|-------|-------|
| 15.5 | SAL/MTH | 4254 | 4366 | 4482 | 4601 | 4723 | 4848 | 4977 | 5109 | 5245 | 5384 | 5526 |
| 15.2 | HRLY | 24.54 | 25.19 | 25.86 | 26.55 | 27.25 | 27.97 | 28.71 | 29.48 | 30.26 | 31.06 | 31.88 |
| LI 10 | | 4296 | 4410 | 4527 | 4647 | 4770 | 4897 | 5027 | 5160 | 5297 | 5437 | 5582 |
| 15.2 | | 24.79 | 25.44 | 26.12 | 26.81 | 27.52 | 28.25 | 29.00 | 29.77 | 30.56 | 31.37 | 32.20 |
| LI 20 | | 4360 | 4476 | 4594 | 4716 | 4841 | 4970 | 5101 | 5237 | 5376 | 5518 | 5665 |
| 15.2 | | 25.15 | 25.82 | 26.51 | 27.21 | 27.93 | 28.67 | 29.43 | 30.21 | 31.01 | 31.84 | 32.68 |

105 Detective
122 Corporal Patrol
129 Corporal Corrections

| FTO + ADV | | 1 | 2 | 3 | 4 | 5 | 6 | 7 | 8 | 9 | 10 | 11 |
|--------------|----------------|-------|-------|-------|-------|-------|-------|-------|-------|-------|-------|-------|
| 16.5 | SAL/MTH | 4594 | 4715 | 4840 | 4969 | 5101 | 5236 | 5375 | 5517 | 5663 | 5814 | 5968 |
| 16.2 | HRLY | 26.50 | 27.20 | 27.93 | 28.67 | 29.43 | 30.21 | 31.01 | 31.83 | 32.67 | 33.54 | 34.43 |
| LI 10 | | 4639 | 4762 | 4889 | 5018 | 5152 | 5288 | 5428 | 5572 | 5720 | 5872 | 6028 |
| 16.2 | | 26.77 | 27.48 | 28.20 | 28.95 | 29.72 | 30.51 | 31.32 | 32.15 | 33.00 | 33.88 | 34.77 |
| LI 20 | | 4708 | 4833 | 4961 | 5093 | 5228 | 5367 | 5509 | 5655 | 5805 | 5959 | 6117 |
| 16.2 | | 27.16 | 27.88 | 28.62 | 29.38 | 30.16 | 30.96 | 31.78 | 32.63 | 33.49 | 34.38 | 35.29 |

101 Corrections Health Nurse 1
560 Inmate Counselor

**LINCOLN COUNTY
PROPOSED CAPITAL PURCHASES
FY 2011-12**

| Items to be Purchased/Proposed Projects | Amount | Notes |
|---|-----------|---|
| Jail Roof Replacement | 120,000 | replace 20-year old roof |
| Other Building Maintenance Capital Projects | 42,000 | |
| Vehicle Replacements: | | |
| Sheriff Department (9) | 252,913 | replacement catch-up/resume normal replacement schedule |
| Health & Human Services (1) | 33,731 | |
| Planning (1) | 23,356 | |
| Security Video Storage | 112,500 | Total cost = \$125,000; State Courts will pay 1/2 |
| State Court Security Projects | 220,000 | 1/2 of video storage (\$112,500); miscellaneous other security projects |
| Patrol Vehicle Video Software Replacement | 71,000 | Total cost = \$151,000; \$80,000 will be expended in 2010-11 |
| District Attorney's Operations Software | 85,000 | 1/2 Cost; Remainder of \$150,000 purchase to be budgeted in FY 2012-13 |
| Potential Property Purchases | 1,000,000 | Financed by loan |
| Parks Projects: | | |
| Brown Park Improvement - Access Road | 40,000 | |
| Mike Miller Park Pedestrian Bridges | 47,000 | |
| Other Parks Improvements | 89,950 | |
| Roads Projects: | | |
| Miscellaneous AC overlays | 1,115,000 | various locations |
| Quonset Storage Building replacement | 150,000 | |
| Emergency Supplies Building | 40,000 | |
| 804 South Improvements, Yachats | 75,000 | overlay & pedestrian improvements |
| Nelson Wayside, Waldport | 250,000 | Local Improvement District (LID) road paving |
| Bay View Hills, Newport | 500,000 | LID - road & water |
| Deer Creek Bridge replacement, Old Scenic Highway, Lincoln City | 1,000,000 | |
| Animal Shelter (Fund 212) | 20,000 | |
| Title III Projects | 1,060,352 | |
| Safety Projects (Fund 215) | 100,000 | |
| Corner Preservation Fund (217): | | |
| Equipment | 20,000 | |
| Vehicle | 35,000 | |
| Fair Facilities Projects (Fund 607) | 650,000 | |
| Agate Beach Disposal Site Fund (603) | 5,000 | |

| | |
|--|------------------|
| Total Purchase & Projects | 7,157,802 |
| <i>less amount for contract administration</i> | <i>(725,000)</i> |
| Total Budgeted Capital Outlay | 6,432,802 |

LINCOLN COUNTY BUDGET
COMMITTEE MEETING
PRESENTATION

The 2011-12
Lincoln County Budget

*"A Glimmer of
Daylight"*

-
- The art of living lies less in eliminating our troubles than in growing with them.
--**Bernard M. Baruch**

LINCOLN COUNTY BUDGET
COMMITTEE MEETING
PRESENTATION

Recent history

- 18 percent drop in General Fund revenues and shortfall in Health and Human Services budget triggered three rounds of cuts in 2009 and 2010
- 71.88 FTE positions, approximately 15 percent of the county workforce, were eliminated in three rounds of cuts in 2009 and 2010

Other steps

- Employee concessions
- Reserves depleted
- Capital projects cancelled or delayed
- Vehicle replacements postponed
- More rigorous process to fill vacancies
- Spending on materials and services tightened up

LINCOLN COUNTY BUDGET
COMMITTEE MEETING
PRESENTATION

The Good News

- Cost-cutting measures have worked
- It appears that revenues have leveled out, so we are reaching a state of equilibrium
- This allows us to propose vehicle purchases and a few other needed capital projects

Capital Projects in the Budget

| <i>What are we going to do?</i> | <i>Why are we doing it?</i> | <i>Cost? Other Alternatives?</i> | <i>Future budget impacts?</i> |
|--|--------------------------------------|---|---|
| Replace the Jail roof | 20 years old and leaks | \$120,000 Patching has not worked | None, for 20 (+/-) years before replacement |
| Replace 11 Vehicles | Delayed in last year's budget | \$310,000, 1 HHS; 9 Sheriff; 1 Plan | Back to regular replacement cycle |
| 17 Sheriff Patrol video cameras and system | Current ICOP system out of business | \$71,000, (\$80,000 in 2010-11) | No licensing first three years, \$4,250/yr after |
| DA's Case Mgt. software system | New system w/ other counties | \$75,000 this budget and \$75,000 2012-13 | 10% Hardware replacement every 4 th year |
| Security video storage | Currently limited, legally need more | \$112,000 plus Court contrib. | Replace hardware in five years |

LINCOLN COUNTY BUDGET
COMMITTEE MEETING
PRESENTATION

Capital Projects continued

| <i>What are we going to do?</i> | <i>Why are we doing it?</i> | <i>Cost? Other Alternatives?</i> | <i>Future budget impacts?</i> |
|---|--|--|---|
| Potential property purchases | Replace leased facility agreements | \$1,000,000 Financed by loan, Good time to finance | Potentially cost neutral with current leases, long term savings |
| Large format scanner/printer, Surveyor's Office | May need replaced, critical to dept. operation | \$40,000, not in budget, contingency? | If not this year, in the near future |
| Assessor software system (for tax lots) | Up-to-date paperless system | \$25,000, not in budget | If not this year, in the near future |
| Jail sewer project | Inmate apparel clogging sewer line | \$200-500,000 not in budget staff handling problem | Monitoring issue for future action |

The Bad News

- No staff restorations are proposed in the General Fund
- Minimal signs of revenue recovery—equilibrium has mostly been achieved through cuts
- Economists are still very cautious about overall recovery

LINCOLN COUNTY BUDGET
COMMITTEE MEETING
PRESENTATION

The Question Marks

- State Budget hole of \$3.5 billion—state and federal dollars make up about a fourth of general fund
- Federal timber replacement dollars expiring again, though efforts continue to extend the program

Unspent reserves

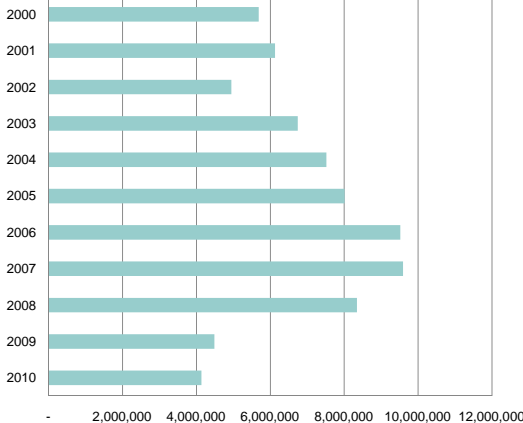
- Necessary to provide cash flow at beginning of budget year
- Needed to deal with unplanned needs and catastrophic events
- Helpful to cushion the impacts of a downturn

LINCOLN COUNTY BUDGET
COMMITTEE MEETING
PRESENTATION

**Reserves still below
prudent level**

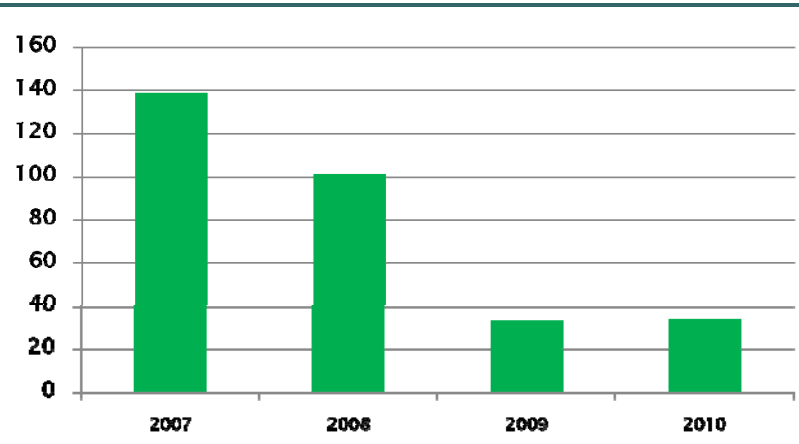
- 2009-10 General Fund budgeted reserve: 8%
- 2011-12 General Fund budgeted reserve: 11.3%
- Standard guideline of Government Finance Officers Association: 15% reserve

**LINCOLN COUNTY
General Fund Ending Balance
June 30, xxxx**



LINCOLN COUNTY BUDGET
COMMITTEE MEETING
PRESENTATION

General Fund Days Cash



**BEFORE THE BOARD OF COUNTY COMMISSIONERS
FOR LINCOLN COUNTY OREGON**

In the Matter of: }
Adopting the 2011-12 Budget, }
Making Appropriations, Levying }
Taxes, and Categorizing the Levy }

RESOLUTION NO. 11-22-06D

BE IT RESOLVED THAT the Board of County Commissioners of Lincoln County hereby adopts the budget for the fiscal year 2011-2012 in the total amount of **\$79,398,008** as approved by the Budget Committee of Lincoln County and further adjusted within the statutory limitations during the public budget hearing held commencing June 22, 2011.

BE IT FURTHER RESOLVED THAT the amounts for the fiscal year beginning July 1, 2011 and for the purposes shown below are hereby appropriated as follows:

| | |
|--------------------------------|------------|
| GENERAL FUND (101) | |
| General Government | 10,554,559 |
| Debt Service | 471,688 |
| Public Safety | 18,020,421 |
| Community Services | 2,809,043 |
| Transfer to HHS fund | 150,000 |
| Transfer to Mental Health Fund | 157,500 |
| Contingency | 1,176,146 |
| TOTAL APPROPRIATIONS | 33,339,357 |
| Unappropriated Ending Balance | 2,762,426 |
| FUND TOTAL | 36,101,783 |
| ROAD FUND (201) | |
| Personal Services | 2,774,162 |
| Materials & Services | 4,250,865 |
| Capital Outlay | 2,405,000 |
| Contingency | 1,000,000 |
| TOTAL APPROPRIATIONS | 10,430,027 |
| Unappropriated Ending Balance | 10,968,024 |
| FUND TOTAL | 21,398,051 |
| COUNTY SCHOOL FUND (202) | |
| Materials & Services | 780,250 |
| FUND TOTAL | 780,250 |
| COUNTY FAIR FUND (203) | |
| Materials & Services | 65,550 |
| Contingency | 25,496 |
| FUND TOTAL | 91,046 |
| LAW LIBRARY FUND (205) | |
| Materials & Services | 58,413 |
| Contingency | 12,700 |
| FUND TOTAL | 71,113 |
| CLERK RECORDS FUNDS (207) | |
| Personal Services | 17,586 |
| Materials & Services | 115,050 |
| FUND TOTAL | 132,636 |

| | |
|------------------------------------|------------------|
| HEALTH & HUMAN SERVICES FUND (208) | |
| Personal Services | 1,964,597 |
| Materials & Services | 827,283 |
| FUND TOTAL | <u>2,791,880</u> |
| MENTAL HEALTH FUND (209) | |
| Personal Services | 4,118,758 |
| Materials & Services | 3,601,708 |
| FUND TOTAL | <u>7,720,466</u> |
| ENFORCEMENT FUND (211) | |
| Personal Services | 11,600 |
| Materials & Services | 3,550 |
| Transfer to General Fund | 12,752 |
| FUND TOTAL | <u>27,902</u> |
| ANIMAL SERVICES FUND (212) | |
| Personal Services | 572,427 |
| Materials & Services | 174,108 |
| Capital Outlay | 20,000 |
| Contingency | 158,112 |
| TOTAL APPROPRIATIONS | <u>924,647</u> |
| Unappropriated Ending Balance | 3,358 |
| FUND TOTAL | <u>928,005</u> |
| TITLE III/SAFETY NET FUND (213) | |
| Materials & Services | 1,154,349 |
| Capital Outlay | 1,060,352 |
| FUND TOTAL | <u>2,214,701</u> |
| SELF INSURANCE FUND (215) | |
| Personal Services | 150,000 |
| Materials & Services | 898,750 |
| Capital Outlay | 100,000 |
| Contingency | 718,750 |
| FUND TOTAL | <u>1,867,500</u> |
| COMMUNITY HEALTH CENTER FUND (216) | |
| Personal Services | 2,317,334 |
| Materials & Services | 1,101,723 |
| FUND TOTAL | <u>3,419,057</u> |
| CORNER PRESERVATION FUND (217) | |
| Personal Services | 140,347 |
| Materials & Services | 36,100 |
| Capital Outlay | 55,000 |
| Contingency | 51,952 |
| FUND TOTAL | <u>283,399</u> |
| METH INITIATIVE FUND (218) | |
| Materials & Services | 44,400 |
| FUND TOTAL | <u>44,400</u> |


| | |
|--|-------------------|
| DUII FUND (601) | |
| Materials & Services | 2,900 |
| Contingency | 233 |
| FUND TOTAL | <u>3,133</u> |
| AGATE BEACH DISPOSAL SITE CLOSURE FUND (603) | |
| Materials & Services | 681,313 |
| Capital Outlay | 5,000 |
| Contingency | 50,000 |
| FUND TOTAL | <u>736,313</u> |
| FAIR FACILITIES FUND (607) | |
| Materials & Services | 136,368 |
| Capital Outlay | 650,000 |
| FUND TOTAL | <u>786,368</u> |
| BUILDING RESERVE FUND (214) | |
| Unappropriated Ending Balance | 5 |
| FUND TOTAL | <u>5</u> |
| TOTAL APPROPRIATIONS | 65,664,195 |
| TOTAL UNAPPROPRIATED | <u>13,733,813</u> |
| TOTAL ALL FUNDS | <u>79,398,008</u> |

BE IT FURTHER RESOLVED THAT the Board of County Commissioners of Lincoln County hereby imposes the taxes provided for in the adopted budget at the permanent rate of \$2.8202 per \$1,000 for general operations and \$0.11 for animal control and Animal Shelter operations; and that these taxes are hereby imposed and categorized for the tax year 2011-2012 upon the assessed value on all taxable property within the County in accordance with law as of 1:00 A.M. July 1, 2011. The following allocation and categorization subject to the limits of section 11b, Article XI of the Oregon Constitution constitutes the above aggregate levy.

| | SUBJECT TO GENERAL GOVERNMENT LIMITATION | EXCLUDED FROM THE LIMITATION |
|----------------------|---|---------------------------------|
| General Fund | \$2.8202/\$1000 | \$0 |
| Animal Services Fund | <u>\$0.11/\$1000</u> | <u>\$0</u> |
| Total Taxes | \$2.9302/\$1000 | \$0 |

The above resolution statements were approved and declared adopted on this 22nd day of June 2011.

LINCOLN COUNTY BOARD OF COMMISSIONERS


TERRY THOMPSON, CHAIR


DON LINDLY, COMMISSIONER


BILL HALL, COMMISSIONER

**BEFORE THE GOVERNING BODY OF THE LINCOLN COUNTY
TRANSPORTATION SERVICE DISTRICT**

In the Matter of: }
 Adopting the 2011-12 Budget, }
 Making Appropriations, Levying }
 Taxes, and Categorizing the Levy }

RESOLUTION NO. 11-22-06C

BE IT RESOLVED THAT the governing body of the Lincoln County Transportation Service District hereby adopts the budget for the fiscal year 2011-12 in the total amount of **\$3,739,803** as approved by the Budget Committee of the Lincoln County Transportation Service.

BE IT FURTHER RESOLVED THAT the amounts for the fiscal year beginning July 1, 2011 and for the purposes shown below are hereby appropriated as follows:

TRANSPORTATION SERVICE DISTRICT FUND

| | |
|-----------------------------------|-----------------------|
| Personal Services | \$1,291,143 |
| Materials & Services | 1,001,934 |
| Capital Outlay | 404,799 |
| Contingency | <u>300,000</u> |
| TOTAL APPROPRIATIONS | \$2,997,876 |
| Unappropriated Ending Balance | <u>\$ 741,927</u> |
| FUND TOTAL | \$3,739,803 |

BE IT FURTHER RESOLVED THAT the Board of County Commissioners of Lincoln County hereby imposes the taxes provided for in the adopted budget at the permanent rate of \$0.0974 (9.74 cents per \$1,000); and that these taxes are hereby imposed and categorized for the tax year 2010-11 upon the assessed value on all taxable property within the County in accordance with law as of 1:00 A.M. July 1, 2010. The following allocation and categorization subject to the limits of section 11b, Article XI of the Oregon Constitution constitutes the above aggregate levy

| | SUBJECT TO GENERAL GOVERNMENT LIMITATION | EXCLUDED FROM THE LIMITATION |
|----------------------|---|---------------------------------|
| Transit Service Fund | \$0.0974/\$1000 | \$0 |

The above resolution statements were approved and declared adopted on this 22nd day of June 2011.

LINCOLN COUNTY BOARD OF COMMISSIONERS



 TERRY THOMPSON, CHAIR


 DON LINDLY, COMMISSIONER


 BILL HALL, COMMISSIONER

**BEFORE THE GOVERNING BODY OF THE LINCOLN COUNTY SOLID WASTE DISPOSAL
SERVICE DISTRICT**

In the Matter of: }
Adopting the 2011-12 Budget }
And Making Appropriations }

RESOLUTION NO. 11-22-06A

BE IT RESOLVED that the governing body of the Lincoln County Solid Waste Disposal Service District hereby adopts the budget for the fiscal year 2011-12 in the amount of **\$322,625** as approved by the Budget Committee of the Lincoln County Solid Waste Disposal Service District.

BE IT FURTHER RESOLVED THAT the amounts for the fiscal year beginning July 1, 2011 and for the purposes shown below are hereby appropriated as follows:

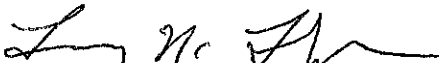
SOLID WASTE DISPOSAL DISTRICT FUND

| | |
|------------------------|-----------|
| Personal Services | \$103,840 |
| Materials & Services | 174,963 |
| Capital Outlay | 12,000 |
| Contingency | 26,461 |
| TOTAL APPROPRIATIONS | \$317,264 |
| Unappropriated Balance | 5,361 |
| TOTAL FUND | \$322,625 |


There is no tax levy or other taxes as defined under the provisions of Section 11b, Article XI of the Oregon Constitution to be allocated.

The above resolution statements were approved and declared adopted on this 22nd day of June 2011.

LINCOLN COUNTY BOARD OF COMMISSIONERS



TERRY THOMPSON, CHAIR



DON LINDLY, COMMISSIONER



BILL HALL, COMMISSIONER

**BEFORE THE BOARD OF COUNTY COMMISSIONERS
ACTING AS THE GOVERNING BODY OF THE LINCOLN COUNTY EXTENSION SERVICE DISTRICT
FOR LINCOLN COUNTY OREGON**

In the Matter of: }
 Adopting the 2011-2012 Budget, }
 Making Appropriations, Levying }
 Taxes, and Categorizing the Levy }

RESOLUTION NO. 11-22-06B

ADOPTING THE BUDGET

BE IT RESOLVED THAT the Board of Commissioners of Lincoln County, Oregon acting as the governing body of the Lincoln County Extension Service District hereby adopts the budget for fiscal year 2011-2012 as approved by the Budget Committee of Lincoln County Extension Service District in the total of \$1,395,444 now on file at the OSU Lincoln County Extension office.

MAKING APPROPRIATIONS

BE IT RESOLVED THAT the amounts for the fiscal year beginning July 1, 2011, and for the purposes shown below are hereby appropriated:

EXTENSION SERVICE DISTRICT FUND

| | |
|------------------------------------|---------------------------|
| Personal Services | \$338,398 |
| Materials & Services | 230,870 |
| Capital Outlay | 10,000 |
| Capital Expenditures (New Bldg) | 750,000 |
| Contingency Fund | 66,176 |
| Unappropriated Ending Fund Balance | 0 |
| TOTAL EXPENDITURES | <u>\$1,395,444</u> |

TOTAL APPROPRIATIONS **\$1,395,444**

IMPOSING THE TAX

BE IT FURTHER RESOLVED THAT the Board of County Commissioners of Lincoln County hereby imposes the taxes provided for in the adopted budget at the permanent rate of \$0.0451 (4.51 cents per \$1,000) assessed value for operations; and that these taxes are hereby imposed and categorized for tax year 2011-12 upon the assessed value of all taxable property within the district.

CATEGORIZING THE TAX

| | <u>GENERAL GOVERNMENT LIMITATION</u> | <u>EXCLUDED FROM LIMITATION</u> |
|-------------------|--|-------------------------------------|
| General Fund | \$0.0451/\$1000 | 0 |
| TOTAL LEVY | \$0.0451/\$1000 | 0 |

BE IT FINALLY RESOLVED, that the Budget Officer files this Resolution and the appropriate documents with the Lincoln County Clerk and the Lincoln County Assessor on or before July 15, 2011.

DATED this 22nd day of June 2011.



 TERRY THOMPSON, CHAIR



 BILL HALL, COMMISSIONER



 DON LINDLY, COMMISSIONER

