

LINCOLN COUNTY JUVENILE DEPARTMENT

ANNUAL REPORT

2010





**LINCOLN COUNTY
JUVENILE DEPARTMENT**

225 West Olive Street
Newport, Oregon 97365
(541) 265-4158
Fax (541) 265-4156

April 25, 2011

Lincoln County Board of Commissioners
Lincoln County Courthouse
Newport, OR 97365

Dear Commissioners:

I am pleased to submit the Lincoln County Juvenile Department's annual activity report for the year 2010. The report reflects an accurate account of the department's activity in serving the youth of Lincoln County.

TOTAL UNDUPLICATED ALLEGATIONS

The overall number of unduplicated allegations received by the department has continued to decrease since 2008. During the 2010 time period, a total of 571 allegations were received compared to a total of 672 in 2009.

TOTAL UNDUPLICATED YOUTH

There was also a decrease in the overall number of individual youth referred for crimes committed. The 301 unduplicated youth dealt with in 2009 decreased to 236 during the year 2010.

CRIMES AGAINST PERSONS

This is the category that causes the most dramatic impact on individuals. The rate of unduplicated allegations received decreased from 86 in 2009 to 78 in 2010. The number of individuals decreased from 43 in 2009 to 34 in 2010.

PROPERTY CRIMES

The number of crimes against property increased slightly from 209 in 2009 to 215 in 2010, however, the number of individuals committing those crimes decreased significantly from 99 in 2009 to 71 in 2010. Theft and criminal mischief also showed substantial decreases this past year.

OTHER CRIMES AND OFFENSES

This category consists of a combination of criminal acts, behavioral crimes, non-criminal law violations, status offenses and special juvenile proceedings not found in the adult criminal system. The number of allegations in this category decreased from 377 in 2009 to 278 in 2010. Individuals decreased from 159 in 2009 to 131 in 2010.

JUVENILE FACILITY PLACEMENTS

Juvenile detention placements for 2010 decreased from 188 in 2009 to 149 in 2010. The total days in detention placement for 2010 also decreased to 1205 vs. 1322 days in 2009.

Shelter placements in 2010 increased to 74 individual placements totaling 1478 days of care vs. 65 individuals placed for a total of 1348 days of care in 2009.

COMMUNITY SERVICE

The Juvenile Community Service Program completed its tenth year of providing service at numerous work sites throughout the county. Contracts with various state and local agencies help support the program. Proceeds are used to pay court fines, fees and restitution for the youth participating in the program. The funds are paid directly to the court and have enhanced the ability to pay juvenile crime victims in our community.

OTHER PROGRAMS

The Juvenile Department continues to allow for the provision of victim offender services, psychological evaluations, sex offender treatment, individual assessments and referral to other counseling services. These services provide another component in this department's continuum of community based accountability, programming and enhancement of youth responsibility.

April 2000 saw the beginning of statewide Juvenile Crime Prevention funding. The basic services portion of this funding, dedicated to juvenile departments, continues to be used to voucher services for youth not available for payment from other public or private sources. During 2010, we were able to provide counseling, tutoring and client specific services to approximately 50 youth with this funding.

LOOKING AHEAD TO 2011

Despite the Lincoln County Teen Court being discontinued due to budget restrictions, the number of youth and referrals received by our department continues. There are current efforts underway to seek funding for the provision of a modified teen court program in our county which if successful, will allow for another component of community based accountability programming. With the significant amount of state budget cuts, it is anticipated our local juvenile justice systems will be impacted. This department is committed to doing whatever we can to continue providing community based services and accountability programming to the youth in our community.


CONCLUSION

For years, Lincoln County has been developing a system of service delivery that emphasizes coordinating services, developing effective partnerships, sharing information, and promoting a "team approach" to management. This has been demonstrated in numerous ways, beginning with the Board of Commissioners leading a county management team consisting of the Commissioners, Department Heads, and other elected officials which are the major policy-recommending body of the county for ongoing operations.

It is further recognized that an effective local juvenile system requires the commitment of the community and local agencies. Irrespective of the specific role of an agency, the continuum of social service agencies, treatment agencies, law enforcement agencies and the remainder of the judicial system all have a role to play in the broad goal of community health and safety. Future planning in the area of juvenile justice in Lincoln County will increasingly be moving toward recognition of system relationships and the critical need to approach all planning from a holistic and broad strategic perspective.

Finally, it has been a privilege to work with this department's dedicated staff for the past year and I would like to recognize them for their professionalism, hard work and commitment to the youth in our county. Please contact me if you have any questions regarding this report or the programs and activities offered by the juvenile department.

Respectfully submitted,

A handwritten signature in cursive script that reads "Suzanne Gonzales".

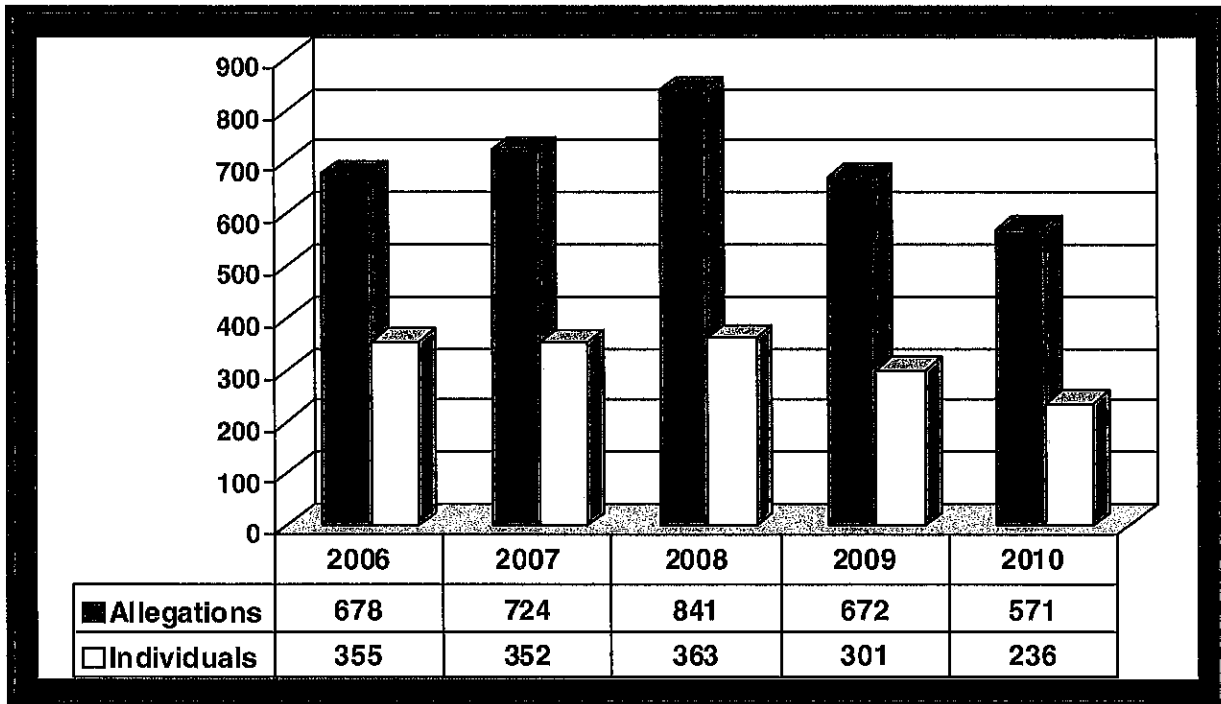
Suzanne Gonzales, Director
Lincoln County Community Justice
Juvenile Services

TABLE OF CONTENTS

ANNUAL REPORT - 2010

| | Page |
|----------------------------------------------------------------------------------------|-----------|
| Total Allegations and Unduplicated Individuals Referred | 1 |
| Summary of Crimes | 1 |
| Crimes Against Persons and Individuals Referred..... | 2 |
| Selected Person Crimes..... | 2 |
| Crimes Against Property and Individuals Referred..... | 3 |
| Selected Property Crimes..... | 3 |
| Other Crimes/Offenses and Individuals Referred..... | 4 |
| Selected Other Offenses..... | 4 |
| Summary Ethnic Report by Allegations | 5 |
| Minor in Possession of Alcohol Offenses..... | 5 |
| Minor in Possession of Tobacco Offenses..... | 5 |
| Disposition Statistical Report..... | 6 |
| Community Service Monthly/Quarterly Activity | 8 |
| Community Service Restitution Program | 9 |
| Community Service Work Sites..... | 10 |
| Referrals by Residence and Source | 11 |
| Juvenile Facility Placements | 12 |
| Lincoln County Juvenile Shelter Home 2010 Annual Statistical Summary..... | 13 |
| 2010 Shelter Home Placements - Monthly Placement Summary | 14 |
| 2010 Shelter Home Placement Record | 15 |
| Lincoln County Juvenile Detention Facility 2010 Annual Statistical Summary..... | 17 |
| 2010 Detention Placements - Monthly Placement Summary | 19 |
| Lincoln County Juvenile Facility Detention Record for 2010 | 20 |
| Juvenile Facility Statistical Summary 2000-2010 | 21 |

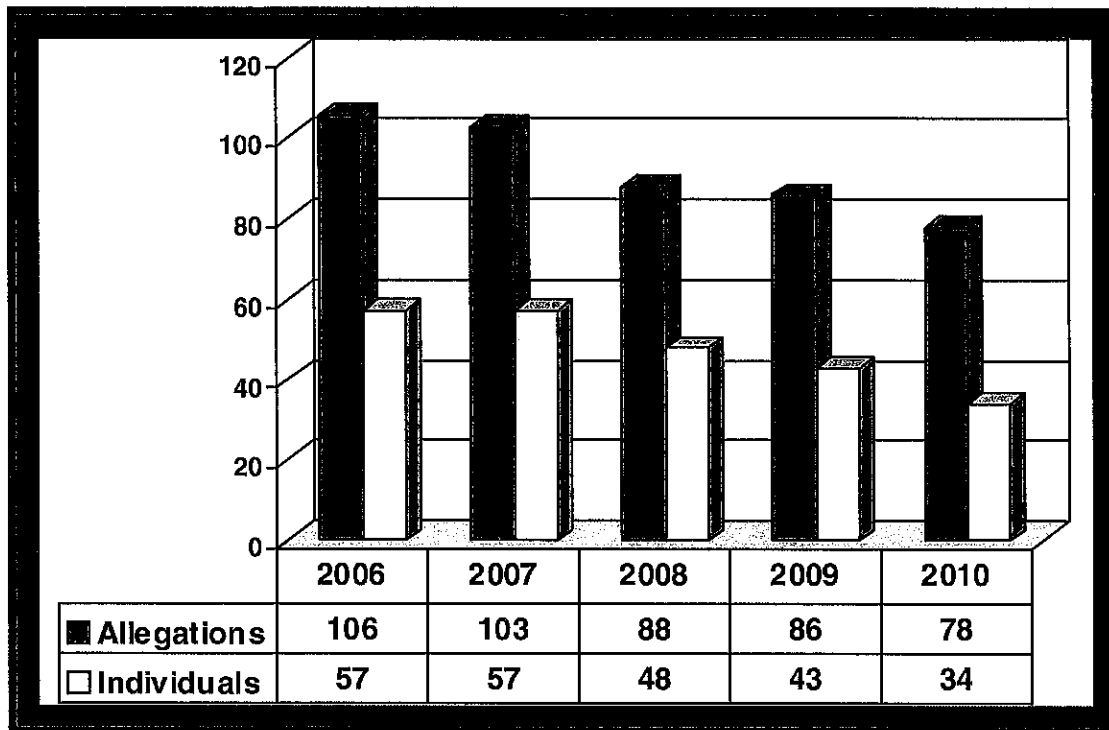
TOTAL ALLEGATIONS AND UNDUPLICATED INDIVIDUALS REFERRED



| SUMMARY OF CRIMES | | | | | |
|-------------------------|------------------------------------|----------------|----------------|----------------|----------------|
| | 2006 | 2007 | 2008 | 2009 | 2010 |
| Crimes Against Persons | 106/57 | 103/57 | 88/48 | 86/43 | 78/34 |
| Crimes Against Property | 181/89 | 183/91 | 343/126 | 209/99 | 215/71 |
| Other Crimes/Offenses | 391/209 | 438/204 | 410/189 | 377/159 | 278/131 |
| TOTALS | 678/355 | 724/352 | 841/363 | 672/301 | 571/236 |
| | Allegations/Individuals Referred * | | | | |

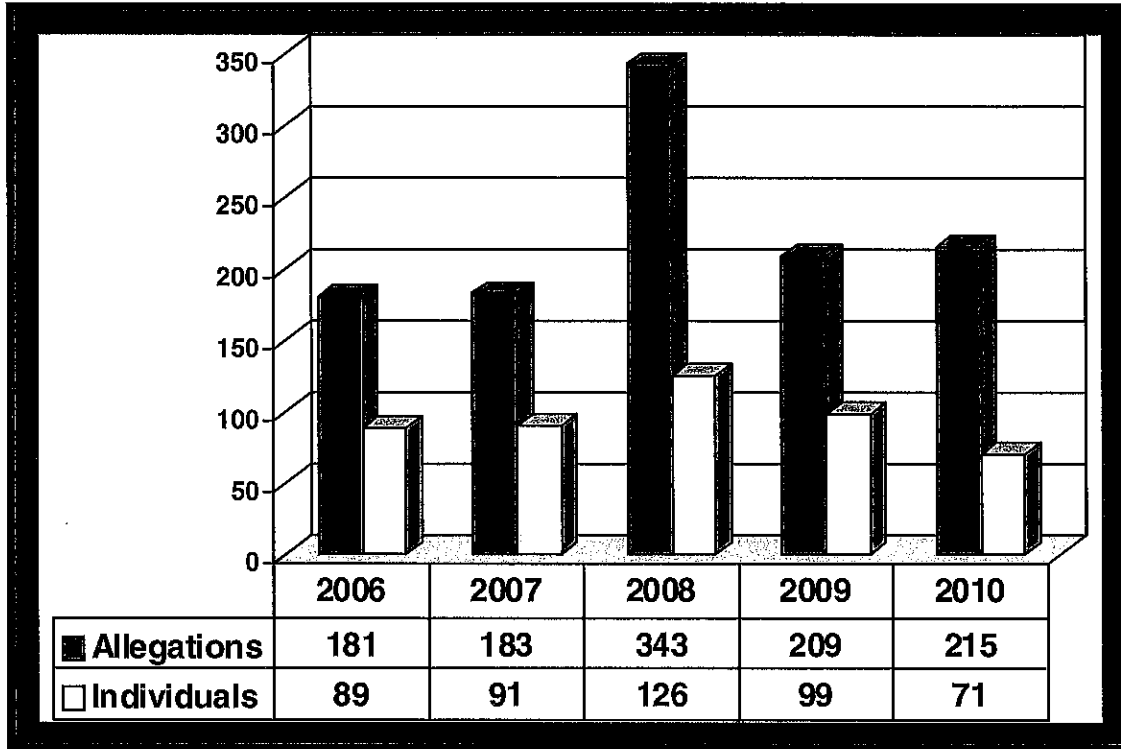
*Youth counted only once regardless of number of allegations that individual youth may have generated.

CRIMES AGAINST PERSONS INDIVIDUALS REFERRED



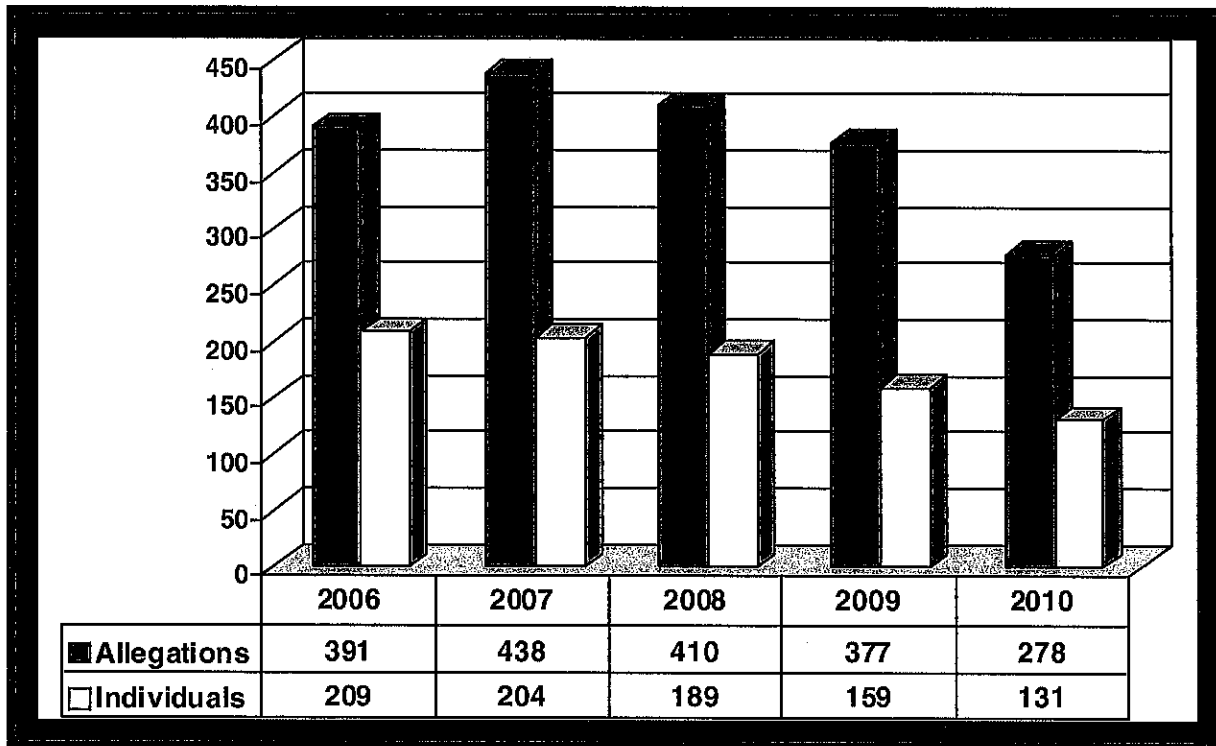
| SELECTED PERSON CRIMES | | | | | |
|------------------------|----------------------------------|-------|-------|-------|-------|
| | 2006 | 2007 | 2008 | 2009 | 2010 |
| Assault | 48/43 | 57/47 | 44/32 | 45/33 | 56/24 |
| Sex Offenses | 7/6 | 14/6 | 18/6 | 14/7 | 15/8 |
| Homicides | 0/0 | 1/1 | 0/0 | 0/0 | 4/2 |
| | Allegations/Individuals Referred | | | | |

CRIMES AGAINST PROPERTY INDIVIDUALS REFERRED



| SELECTED PROPERTY CRIMES | | | | | |
|--------------------------|----------------------------------|-------|--------|-------|-------|
| | 2006 | 2007 | 2008 | 2009 | 2010 |
| Burglary | 13/13 | 14/10 | 31/19 | 28/16 | 27/16 |
| Theft | 70/64 | 73/63 | 119/52 | 91/72 | 91/32 |
| Criminal Mischief | 60/52 | 65/46 | 92/36 | 51/39 | 35/11 |
| | Allegations/Individuals Referred | | | | |


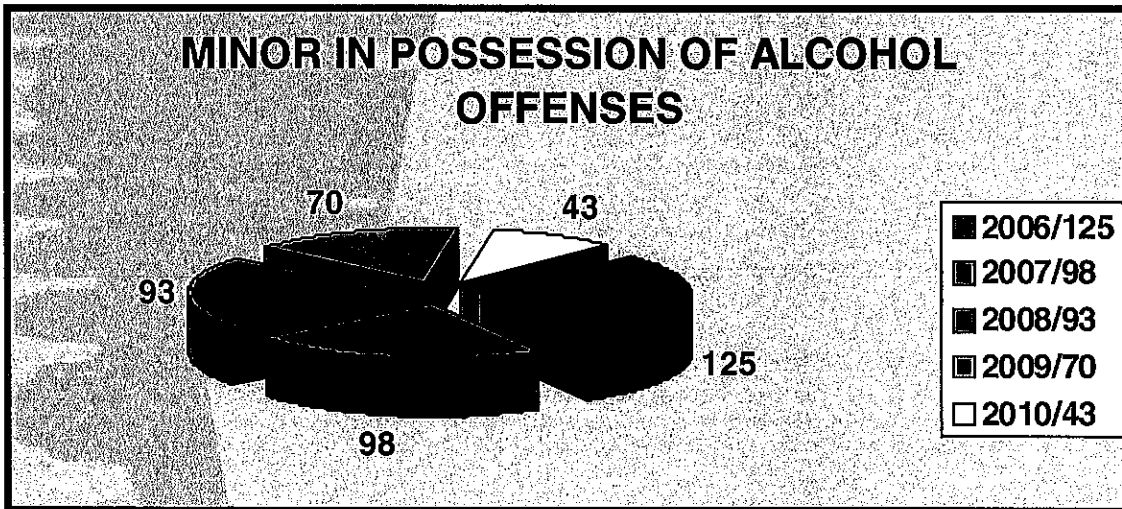
OTHER CRIMES/OFFENSES INDIVIDUALS REFERRED



| SELECTED OTHER CRIMES/OFFENSES | | | | | |
|--------------------------------|----------------------------------|-------|-------|-------|-------|
| | 2006 | 2007 | 2008 | 2009 | 2010 |
| All Weapons | 5/5 | 10/6 | 6/3 | 2/2 | 10/1 |
| Harassment | 24/23 | 44/40 | 28/7 | 37/7 | 28/8 |
| Drug Crimes | 19/17 | 25/17 | 37/23 | 46/26 | 36/20 |
| Forgery | 8/2 | 5/4 | 3/1 | 3/2 | 2/1 |
| Less Than 1 oz. Marijuana | 28/28 | 44/42 | 28/12 | 26/11 | 32/13 |
| MIP | 125/108 | 98/84 | 93/50 | 70/40 | 43/20 |
| Tobacco | 12/12 | 22/21 | 32/13 | 23/12 | 6/1 |
| Runaway | 84/56 | 85/60 | 84/33 | 65/19 | 50/24 |
| Curfew | 7/7 | 12/12 | 23/8 | 19/6 | 15/13 |
| Beyond Parental Control | 2/2 | 0/0 | 1/1 | 1/1 | 1/1 |
| | Allegations/Individuals Referred | | | | |

TOTAL ALLEGATIONS BY RACE, ETHNICITY AND GENDER

| | American Indian/ Alaska Native | Asian/ Pacific Islander | African American | Hispanic | White | Unk. | Male | Female | Total |
|-----------------|-----------------------------------|----------------------------|------------------|-----------|------------|------------|------------|------------|------------|
| Person Crimes | 8 | 2 | 0 | 15 | 47 | 6 | 53 | 25 | 78 |
| Property Crimes | 14 | 0 | 0 | 16 | 153 | 32 | 173 | 42 | 215 |
| All Others | 25 | 6 | 0 | 32 | 146 | 69 | 182 | 96 | 278 |
| TOTAL | 47 | 8 | 0 | 63 | 346 | 107 | 408 | 163 | 571 |



DISPOSITION STATISTICAL REPORT BY AGE
UNDUPLICATED COUNT OF ALLEGATIONS
From 01/01/2010 to 12/31/2010

| DISPOSITION | Females | Males | <12 | 13 - 15 | 16> | Total |
|---------------------------------------|----------------|--------------|---------------|----------------|---------------|--------------|
| No Jurisdiction | 2 | 7 | 0 | 3 | 6 | 9 |
| Referred to Another Agency | 4 | 20 | 1 | 11 | 12 | 24 |
| Referred to State of Residence | 1 | 1 | 0 | 1 | 1 | 2 |
| Out of State | 1 | 2 | 0 | 0 | 3 | 3 |
| Review & Close | 23 | 34 | 4 | 31 | 22 | 57 |
| Unable to Locate | 2 | 1 | 0 | 2 | 1 | 3 |
| Warning | 0 | 2 | 2 | 0 | 0 | 2 |
| Intake Office Contact & Closed | 19 | 10 | 4 | 19 | 6 | 29 |
| DA No Complaint/Declined | 8 | 26 | 4 | 12 | 18 | 34 |
| DA No Complaint/Insufficient Evidence | 3 | 8 | 3 | 5 | 3 | 11 |
| DA/Rejected | 0 | 6 | 0 | 1 | 5 | 6 |
| Juv Dept/Insufficient Evidence | 3 | 1 | 0 | 0 | 4 | 4 |
| Dealt with Through Another Charge | 9 | 30 | 0 | 5 | 34 | 39 |
| Handled as a Probation Violation | 0 | 4 | 0 | 1 | 3 | 4 |
| Informal Supervision | 15 | 27 | 3 | 19 | 20 | 42 |
| Sanction(s) Informal | 5 | 2 | 0 | 2 | 5 | 7 |
| Formal Accountability Agreement | 16 | 38 | 1 | 23 | 30 | 54 |

DISPOSITION STATISTICAL REPORT BY AGE
UNDULICATED COUNT OF ALLEGATIONS
From 01/01/2010 to 12/31/2010

| DISPOSITION | Females | Males | 12< | 13 - 15 | 16> | Total |
|---------------------------------------------------|----------------|--------------|---------------|----------------|---------------|--------------|
| Dismiss W/O Prejudice | 1 | 1 | 0 | 0 | 2 | 2 |
| Dismiss W/ Prejudice | 9 | 23 | 0 | 3 | 29 | 32 |
| Dismiss – Other | 3 | 6 | 0 | 1 | 8 | 9 |
| Civil Agreement/ Judgment | 0 | 1 | 0 | 0 | 1 | 1 |
| Dismiss – Plea Bargain | 10 | 104 | 1 | 25 | 88 | 114 |
| Sanction (s) Formal | 5 | 4 | 0 | 0 | 9 | 9 |
| Interstate Compact Supervision – Probation | 0 | 2 | 0 | 0 | 2 | 2 |
| Probation | 14 | 47 | 1 | 21 | 39 | 61 |
| Probation/Commit to DHS | 1 | 0 | 0 | 0 | 1 | 1 |
| Probation/ Commit to OYA-Comm Placement | 0 | 6 | 0 | 4 | 2 | 6 |
| Commit to OYA-YCF | 0 | 10 | 0 | 0 | 10 | 10 |
| GRAND TOTAL OF ALLEGATION DISPOSITIONS | 154 | 423 | 24 | 189 | 364 | 577 |

**2010
COMMUNITY SERVICE
MONTHLY ACTIVITY**

| MONTH | YOUTH EXITING PROGRAM | HOURS WORKED |
|--------------|------------------------------|---------------------|
| January | 12 | 435 |
| February | 06 | 218 |
| March | 12 | 420 |
| April | 09 | 385 |
| May | 00 | 00 |
| June | 17 | 532 |
| July | 11 | 305 |
| August | 09 | 255 |
| September | 04 | 202 |
| October | 05 | 188 |
| November | 09 | 299 |
| December | 05 | 100 |
| TOTAL | 99 | 3339 |
| | | |

**COMMUNITY SERVICE
QUARTERLY REPORT 2010**

| | 1st Qtr | 2nd Qtr | 3rd Qtr | 4th Qtr |
|-------------------------------------------|----------------|----------------|----------------|----------------|
| Carry Over From Prior Quarter | 35 | 27 | 25 | 16 |
| Youth Referred | 22 | 24 | 15 | 29 |
| Total Youth | 57 | 51 | 40 | 45 |
| Hours Completed | 1073 | 917 | 762 | 587 |
| Youth Completed During Quarter | 27 | 24 | 21 | 17 |
| Youth Unsuccessful During Quarter | 3 | 2 | 3 | 2 |
| Youth Not Completed During Quarter | 27 | 25 | 16 | 26 |

2010 Total number of youth in program – 125 90% completed successfully

**COMMUNITY SERVICE
RESTITUTION PROGRAM**

The restitution program began in 2005 in cooperation with the Oregon Department of Transportation Youth Litter Removal Program. Under this state funded program Lincoln County Juvenile Department receives \$20,000 per year in exchange for youth litter patrols on the state highways in ODOT's District 4 area within Lincoln County. Proceeds from this program are used to pay court fines, fees and restitution for the youth participating in the program. These funds are paid directly to the court. The remainder of the funding helps support the Community Service and Restitution Programs. Our partnership with ODOT has greatly enhanced our ability to pay juvenile crime victims in our community, in addition to providing accountability for the juvenile offender.

| YEAR | 2006 | 2007 | 2008 | 2009 | 2010 |
|---------------------------------|-------------------|-------------------|-------------------|-------------------|------------------|
| # OF PARTICIPATING YOUTH | 16 | 10 | 22 | 16 | 20 |
| RESTITUTION | \$6,789.50 | \$2,802.84 | \$5,048.80 | \$5,100.26 | \$5252.80 |

SPECIAL EVENTS THROUGHOUT THE COUNTY

- Lincoln City Kite Festival / Spring & Fall
- Depoe Bay Crab Feed and Wooden Boat Show
- Indian Style Salmon Bake
- Fleet of Flowers
- Toledo Summer Festival
- Central Coast Children's Theater
- OSH Hatfield Marine Science Center – Seafest
- Central Coast Culinary Center events

2010 COMMUNITY SERVICE WORK SITES

LINCOLN CITY/OTIS

Lincoln City Visitors and Convention Center
Lincoln City Parks
Devils Lake Water Conservancy
Salmon River Fish Hatchery
Central Coast Culinary Center

Forestry Department
Lincoln City City Hall
Oregon Dept. Fish & Wildlife
Jennifer Sears Glass Studio
Lincoln City Library

DEPOE BAY

Salmon Enhancement Project
City Parks Department
Harbor Commission
Crab Feed and Boat Show

Salmon Bake
Depoe Bay Chamber of Commerce
Fleet of Flowers
Depoe Bay Fire District

NEWPORT

Newport Parks and Recreation
OSU Extension
Children's Advocacy Center
Lincoln County Juvenile Department
OSU Hatfield Marine Science Center
Performing Arts Center
Central Coast Children's Theater

Senior Center
Newport Chamber of Commerce
Newport Water District
Port of Newport
Newport Recreation Center
My Sister's Place
Newport Public Works

WALDPORT/YACHATS

Alsea Bay Interpretive Center
Waldport Fire District
City Library
Waldport High School

Youth Center
Port of Alsea
Senior Center

TOLEDO/SILETZ/EAST COUNTY

Toledo Public Works
Toledo Parks
City of Siletz
Toledo Library

Toledo Fire District
Toledo Police
USDA
Siletz Tribe

COUNTY WIDE

ODOT Litter Patrol

**TOTAL UNDUPLICATED INDIVIDUALS, RERERRALS
AND ALLEGATIONS BY RESIDENCE**

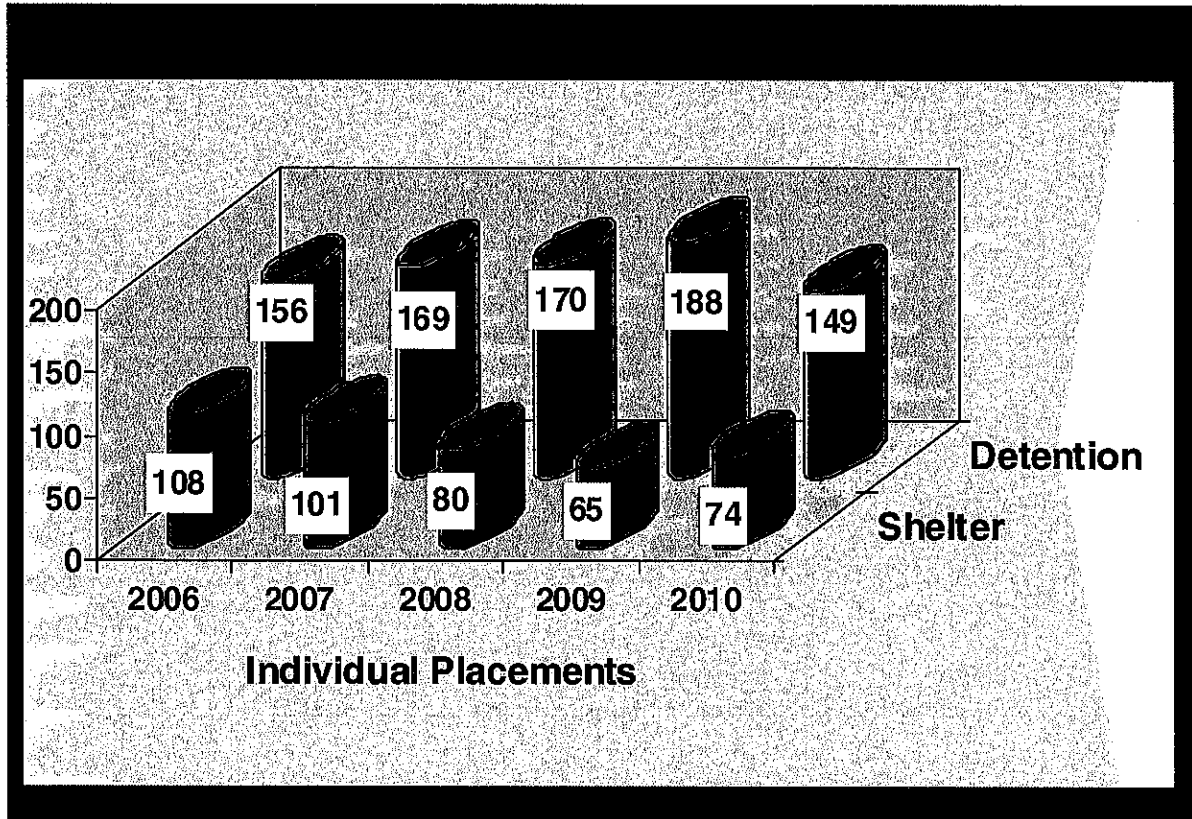
| City By Zip Code | *Unduplicated Youth | Total Referrals | Total Allegations |
|-----------------------------|--------------------------------|----------------------------|------------------------------|
| 97368 | 27 | 36 | 60 |
| 97364 | 03 | 04 | 04 |
| 97367 | 55 | 71 | 126 |
| 97388 | 03 | 03 | 04 |
| 97341 | 07 | 09 | 11 |
| 97369 | 00 | 00 | 00 |
| 97365 | 51 | 93 | 124 |
| 97366 | 01 | 02 | 02 |
| 97376 | 04 | 04 | 05 |
| 97394 | 14 | 23 | 38 |
| 97498 | 03 | 05 | 11 |
| 97390 | 01 | 01 | 01 |
| 97343 | 00 | 00 | 00 |
| 97391 | 34 | 46 | 106 |
| 97380 | 21 | 26 | 50 |
| 97357 | 00 | 00 | 00 |
| Lincoln Co. Subtotal | 224 | 323 | 542 |
| Other Referrals | 12 | 16 | 29 |
| Total | 236 | 339 | 571 |

*Each youth counted only once regardless of the number of referrals generated by that youth or the number of allegations contained in each referral.

TOTAL REFERRALS BY SOURCE

| Referring Agency | Total Referrals |
|-----------------------------------------------------|------------------------|
| Lincoln City Police Department | 92 |
| Lincoln County Sheriff's Office | 62 |
| Newport Police Department | 101 |
| Oregon State Police Newport | 07 |
| Toledo Police Department | 47 |
| Lincoln County Law Enforcement Agencies Subtotal | 309 |
| All Other Referral Sources | 30 |
| Total Referrals | 339 |

JUVENILE FACILITY PLACEMENTS



| JUVENILE FACILITY PLACEMENTS | | | | | |
|------------------------------|------------------------------------|----------|---------|----------|----------|
| | 2006 | 2007 | 2008 | 2009 | 2010 |
| Detention Facility | 156/1031 | 169/1025 | 170/851 | 188/1322 | 149/1205 |
| Shelter Home | 108/1458 | 101/1649 | 80/1538 | 65/1348 | 74/1478 |
| | Individual Placements/Days of Care | | | | |

LINCOLN COUNTY JUVENILE SHELTER HOME

**2010
Annual Statistical Summary**

| | |
|-------------------------------------------|--------------|
| Number of cases continued from last year | <u>4</u> |
| Boys <u>2</u> Girls <u>2</u> | |
| Number of new admissions this year | <u>74</u> |
| Boys <u>38</u> Girls <u>36</u> | |
| Number of cases terminated this year | <u>74</u> |
| Boys <u>39</u> Girls <u>35</u> | |
| Total number using Shelter Home this year | <u>78</u> |
| Boys <u>40</u> Girls <u>38</u> | |
| Total child care days provided | <u>1478</u> |
| Average daily population | <u>4.05</u> |
| Average length of stay (days) | <u>18.95</u> |

| | |
|-------------------------------------------|-----------|
| Number with prior Shelter Home placements | <u>35</u> |
| Number using Detention prior to placement | <u>20</u> |
| Number using Detention after placement | <u>04</u> |

Of 2010 Referrals

| | | | |
|--------------------------|------------------|------------------------|------------------|
| <u>Living Situation:</u> | | <u>Ethnic Group:</u> | |
| Both parents | <u>5</u> | White | <u>59</u> |
| Mother only | <u>23</u> | African American | <u>0</u> |
| Mother & other | <u>8</u> | AM Indian/AK Native | <u>10</u> |
| Father only | <u>7</u> | Hispanic | <u>5</u> |
| Father & other | <u>1</u> | Asian/Pacific Islander | <u>0</u> |
| Other relative | <u>6</u> | Other | <u>0</u> |
| Other | <u>24</u> | Total | <u>74</u> |
| Total | <u>74</u> | | |

| | | | |
|-------------------------|------------------|---------------------|------------------|
| <u>Reason Referred:</u> | | <u>Disposition:</u> | |
| Runaway | <u>4</u> | Returned Home | <u>25</u> |
| Dependent | <u>13</u> | Relative | <u>3</u> |
| Endangered Welfare | <u>20</u> | Foster Care | <u>20</u> |
| Probation Violation | <u>10</u> | Residential Care | <u>11</u> |
| Felony | <u>6</u> | Detention | <u>6</u> |
| Misdemeanor | <u>5</u> | Runaway | <u>4</u> |
| Post-Adjudicatory | <u>14</u> | Other | <u>5</u> |
| Other | <u>2</u> | 2009 Holdovers | <u>0</u> |
| Total | <u>74</u> | Total | <u>74</u> |

2010

| SEX | M | F | TOTAL | LIVING SITUATION | M | F | TOTAL |
|----------------|-----------|-----------|-----------|------------------|-----------|-----------|-----------|
| AGE 11< | 0 | 0 | 0 | BOTH PARENT | 3 | 2 | 5 |
| 12 | 1 | 0 | 1 | MOTHER ONLY | 15 | 8 | 23 |
| 13 | 6 | 2 | 8 | MOM & OTHER | 7 | 1 | 8 |
| 14 | 8 | 3 | 11 | FATHER ONLY | 2 | 5 | 7 |
| 15 | 8 | 8 | 16 | DAD & OTHER | 0 | 1 | 1 |
| 16 | 5 | 15 | 20 | RELATIVE | 2 | 4 | 6 |
| 17 | 10 | 7 | 17 | OTHER *4 | 9 | 15 | 24 |
| 18 | 0 | 1 | 1 | TOTAL | 38 | 36 | 74 |
| TOTAL | 38 | 36 | 74 | | | | |
| | | | | ETHNIC | | | |
| PLACING AGENCY | | | | WHITE | 32 | 27 | 59 |
| JUV. DEPT | 18 | 7 | 25 | AFRICAN AMERICAN | 0 | 0 | 0 |
| OYA | 3 | 2 | 5 | AM IND/AK NATIVE | 3 | 7 | 10 |
| DHS | 13 | 19 | 32 | HISPANIC | 3 | 2 | 5 |
| OTHER *1 | 4 | 8 | 12 | ASIAN/PACIFIC IS | 0 | 0 | 0 |
| TOTAL | 38 | 36 | 74 | OTHER *5 | 0 | 0 | 0 |
| | | | | TOTAL | 38 | 36 | 74 |
| DEMOGRAPHICS | | | | REASON REFERRED | | | |
| N. COUNTY | 8 | 2 | 10 | RUNAWAY | 2 | 2 | 4 |
| L. CITY | 4 | 10 | 14 | DEPENDENT | 5 | 8 | 13 |
| DEPOE B. | 1 | 0 | 1 | END WEL/C&C | 7 | 13 | 20 |
| NEWPORT | 10 | 8 | 18 | PROB VIO | 8 | 2 | 10 |
| S. COUNTY | 0 | 0 | 0 | FELONY | 4 | 2 | 6 |
| WALDPORT | 4 | 4 | 8 | MISDEMEANOR | 5 | 0 | 5 |
| YACHATS | 2 | 1 | 3 | POST ADJ | 7 | 7 | 14 |
| E. COUNTY | 0 | 0 | 0 | OTHER *6 | 0 | 2 | 2 |
| TOLEDO | 2 | 0 | 2 | TOTAL | 38 | 36 | 74 |
| SILETZ | 5 | 1 | 6 | | | | |
| EDDYVILLE | 0 | 0 | 0 | DISPOSITION | | | |
| OTHER *2 | 2 | 10 | 12 | HOME | 13 | 12 | 25 |
| TOTAL | 38 | 36 | 74 | RELATIVE | 2 | 1 | 3 |
| | | | | FOSTER CARE | 7 | 13 | 20 |
| PRIOR SHELTER | | | | RESIDENTIAL | 10 | 1 | 11 |
| YES | 16 | 19 | 35 | DETENTION | 4 | 2 | 6 |
| THIS YR. | (9) | (11) | (20) | RAN AWAY | 0 | 4 | 4 |
| NO | 22 | 17 | 39 | OTHER *7 | 2 | 3 | 5 |
| TOTAL | 38 | 36 | 74 | HOLDOVERS | (0) | (0) | (0) |
| | | | | TOTAL | 38 | 36 | 74 |
| SCHOOL | | | | DETENTION | | | |
| YES | 31 | 18 | 49 | PRIOR | 14 | 6 | 20 |
| NO | 1 | 1 | 2 | AFTER | 4 | 2 | 6 |
| OTHER *3 | 6 | 17 | 23 | | | | |
| TOTAL | 38 | 36 | 74 | | | | |
| SUMMARY | M | F | TOTAL | SHELTER | 38 | 36 | 74 |
| TILLAMOOK | 0 | 0 | 0 | OYA | 3 | 2 | 5 |
| DHS | 13 | 19 | 32 | | | | |

TOTAL DAYS 1478 TOTAL PLACED 74(+4) ADP 4.05 ALOS 18.95

*1,*2,*3,*4,*5,*6,*7 Refer to page 16 for details

2010

| | | M | F | TOTAL |
|----------------------------|----------------------|----------|-----------|-----------|
| *1 PLACING AGENCY | LCPD | 2 | 2 | 4 |
| | LCSO | 1 | 1 | 2 |
| | NPD | 1 | 4 | 5 |
| | OSP | 0 | 0 | 0 |
| | TPD | 0 | 1 | 1 |
| | TILLAMOOK COUNTY | 0 | 0 | 0 |
| | TOTAL | 4 | 8 | 12 |
| *2 DEMOGRAPHICS | BENTON COUNTY | 1 | 0 | 1 |
| | CLATSOP COUNTY | 0 | 1 | 1 |
| | DOUGLAS COUNTY | 0 | 1 | 1 |
| | JACKSON CANTY | 0 | 1 | 1 |
| | LANE COUNTY | 0 | 2 | 2 |
| | LINN COUNTY | 1 | 1 | 2 |
| | MARION COUNTY | 0 | 1 | 1 |
| | MULTNOMAH COUNTY | 0 | 1 | 1 |
| | UMATILLA COUNTY | 0 | 1 | 1 |
| | WASHINGTON STATE | 0 | 1 | 1 |
| | TOTAL | 2 | 10 | 12 |
| *3 SCHOOL | UNKNOWN | 3 | 15 | 18 |
| | OCCC | 1 | 0 | 1 |
| | ONLINE | 1 | 0 | 1 |
| | GED | 1 | 2 | 3 |
| | TOTAL | 6 | 17 | 23 |
| *4 LIVING SITUATION | DHS FOSTER CARE | 6 | 10 | 16 |
| | DHS RESIDENTIAL | 1 | 1 | 2 |
| | OYA FOSTER CARE | 0 | 1 | 1 |
| | OYA RESIDENTIAL CARE | 2 | 1 | 3 |
| | GUARDIAN | 0 | 2 | 2 |
| | TOTAL | 9 | 15 | 24 |
| *5 ETHNIC | TOTAL | 0 | 0 | 0 |
| *6 REASON REFERRED | MIP ALCOHOL | 0 | 1 | 1 |
| | CURFEW VIOLATION | 0 | 1 | 1 |
| | TOTAL | 0 | 2 | 2 |
| *7 DISPOSITION | TO FAMILY FRIEND | 1 | 1 | 2 |
| | TO DHS TRANSPORT | 0 | 1 | 1 |
| | TO MARION CO DHS | 0 | 1 | 1 |
| | TO BENTON COUNTY | 1 | 0 | 1 |
| | TOTAL | 2 | 3 | 5 |

LINCOLN COUNTY JUVENILE DETENTION FACILITY

**2010
Annual Statistical Summary**

| | |
|-----------------------------------------------|-------------|
| Number of admissions continued from last year | <u>2</u> |
| Boys <u>2</u> Girls <u>0</u> | |
| Number of new admissions this year | <u>149</u> |
| Boys <u>124</u> Girls <u>25</u> | |
| Number of admissions terminated this year | <u>148</u> |
| Boys <u>123</u> Girls <u>25</u> | |
| Total number using detention this year | <u>151</u> |
| Boys <u>126</u> Girls <u>25</u> | |
| Total child care days provided | <u>1205</u> |
| Average daily population | <u>3.30</u> |
| Average length of stay (days) | <u>7.98</u> |

| | |
|-------------------------------------------|-----------|
| Number with prior Shelter Home placements | <u>57</u> |
| Number with prior Detention placements | <u>96</u> |
| Number of Out of County Placements | <u>6</u> |

OF 2010 ADMISSIONS

| <u>Living Situation:</u> | | <u>Ethnic Group:</u> | |
|--------------------------|-------------------|------------------------|-------------------|
| Both parents | <u>16</u> | White | <u>123</u> |
| Mother only | <u>74</u> | African American | <u>0</u> |
| Mother & other | <u>14</u> | AM Indian/AK Native | <u>13</u> |
| Father only | <u>18</u> | Hispanic | <u>12</u> |
| Father & other | <u>1</u> | Asian/Pacific Islander | <u>1</u> |
| Other relative | <u>9</u> | Other | <u>0</u> |
| Other* | <u>17</u> | Total | <u>149</u> |
| Total | <u>149</u> | | |

| | |
|----------------------|-------------------|
| *Other | |
| OYA Residential Care | <u>10</u> |
| OYA YCF | <u>2</u> |
| DHS Foster Care | <u>1</u> |
| Guardian | <u>2</u> |
| Self | <u>1</u> |
| Family Friend | <u>1</u> |
| Total | <u>17*</u> |

LINCOLN COUNTY JUVENILE DETENTION FACILITY

2010
Annual Statistical Summary

Reason Placed:

| | |
|-------------------------|------------|
| Probation Violation | 38 |
| Parole Violation | <u>11</u> |
| Violation Cond. Release | <u>14</u> |
| Dispositional Sentence | <u>41</u> |
| Felony Person Crime | <u>8</u> |
| Felony Property Crime | <u>15</u> |
| Warrant/FTA | <u>7</u> |
| Other* | <u>15</u> |
| Total | 149 |

Disposition:

| | |
|----------------------|------------------|
| Returned Home | 96 |
| Relative | <u>4</u> |
| Shelter Care | <u>20</u> |
| Residential Care | <u>12</u> |
| Youth Corr. Facility | <u>8</u> |
| Released Other Co. | <u>2</u> |
| 2010 Holdovers | <u><3></u> |
| Other* | <u>6</u> |
| Total | 151 |

| | |
|--------------------|------------|
| Assault/IV | 6 |
| Strangulation | <u>1</u> |
| WA State Runaway | <u>1</u> |
| California Runaway | <u>1</u> |
| For Court Hearing | <u>1</u> |
| 36 Hour Hold | <u>3</u> |
| ID Theft | <u>1</u> |
| Nevada Runaway | <u>1</u> |
| Total | 15* |

| | |
|---------------------|-----------|
| To Self | 2 |
| To Lincoln Co. Jail | <u>1</u> |
| To Wyoming | <u>1</u> |
| To Kansas | <u>1</u> |
| To PSRB | <u>1</u> |
| Total | 6* |

**LINCOLN COUNTY JUVENILE FACILITY
DETENTION RECORD FOR 2010**

| OFFENSE | SEX | 12 | 13 | 14 | 15 | 16 | 17 | 18 + | TOTAL DETAINED | TOTAL DAYS |
|------------------------------------------|-----|----|----|----|----|----|----|------|-------------------|---------------|
| PROBATION VIOLATION | M | 0 | 5 | 7 | 5 | 5 | 10 | 1 | 33 | 290 |
| | F | 0 | 0 | 0 | 0 | 2 | 3 | 0 | 5 | 34 |
| PAROLE VIOLATION | M | 0 | 0 | 0 | 1 | 2 | 5 | 3 | 11 | 47 |
| | F | 0 | 0 | 0 | 0 | 0 | 0 | 0 | 0 | 0 |
| VIOLATION CONDITIONAL RELEASE | M | 0 | 1 | 1 | 3 | 2 | 4 | 0 | 11 | 74 |
| | F | 0 | 0 | 0 | 0 | 3 | 0 | 0 | 3 | 13 |
| DISPOSITIONAL SENTENCE | M | 0 | 2 | 6 | 6 | 3 | 10 | 9 | 36 | 135 |
| | F | 0 | 0 | 1 | 2 | 1 | 1 | 0 | 5 | 30 |
| FELONY PERSON CRIME | M | 0 | 1 | 1 | 1 | 0 | 2 | 0 | 5 | 307 |
| | F | 0 | 0 | 2 | 0 | 1 | 0 | 0 | 3 | 3 |
| FELONY PROPERTY CRIME | M | 0 | 1 | 1 | 2 | 2 | 7 | 0 | 13 | 107 |
| | F | 0 | 1 | 1 | 0 | 0 | 0 | 0 | 2 | 4 |
| WARRANT/FTA LOCAL OUT OF COUNTY/STATE | M | 0 | 0 | 0 | 0 | 0 | 4 | 3 | 7 | 75 |
| | F | 0 | 0 | 0 | 0 | 0 | 0 | 0 | 0 | 0 |
| OUT OF STATE RUNAWAY | M | 0 | 0 | 0 | 0 | 0 | 0 | 0 | 0 | 0 |
| | F | 0 | 0 | 0 | 1 | 1 | 1 | 0 | 3 | 17 |
| 36 HOUR HOLD | M | 0 | 1 | 0 | 0 | 0 | 0 | 0 | 1 | 24 |
| | F | 0 | 0 | 0 | 1 | 0 | 1 | 0 | 2 | 3 |
| OTHER CRIME | M | 0 | 1 | 1 | 0 | 0 | 5 | 0 | 7 | 28 |
| | F | 0 | 0 | 0 | 0 | 1 | 1 | 0 | 2 | 14 |
| Specify | M | 0 | A | A | 0 | 0 | AB | CI | | |
| | F | 0 | 0 | 0 | 0 | A | A | 0 | | |
| Totals | | 0 | 13 | 21 | 22 | 23 | 54 | 16 | 149 | 1205 |

A = ASSAULT/IV

B = STRANGULATION

C = COURT HEARING

I = ID THEFT

| HOLD OVERS/NEW PLACEMENTS | HOLD/NEW | | HOLD/NEW | |
|---------------------------|----------|-----|-------------------------|------|
| IN COUNTY DETAINED | 1 | 143 | MALES DETAINED > ONCE | 1 84 |
| OUT OF COUNTY DETAINED | 1 | 6 | FEMALES DETAINED > ONCE | 0 12 |
| PRIOR SHELTER PLACEMENT | 0 | 57 | PRIOR LINCOLN DETENTION | 1 96 |
| AVERAGE DAILY POPULATION | 3.3 | | AVERAGE LENGTH OF STAY | 7.98 |

Juvenile Facility Statistical Summary 2000 - 2010

| | Shelter Home | | | | | |
|------|-------------------|--------------|----------------|-------------------|------------|-------------|
| | <u>Placements</u> | <u>Males</u> | <u>Females</u> | <u>Total Days</u> | <u>ADP</u> | <u>ALOS</u> |
| 2000 | 119 | 69 | 50 | 1703 | 4.65 | 13.73 |
| 2001 | 133 | 75 | 58 | 1525 | 4.18 | 10.97 |
| 2002 | 103 | 55 | 48 | 1853 | 5.08 | 17.32 |
| 2003 | 92 | 54 | 38 | 1611 | 4.41 | 16.61 |
| 2004 | 110 | 59 | 51 | 1575 | 4.30 | 14.06 |
| 2005 | 99 | 42 | 57 | 1996 | 5.47 | 19.38 |
| 2006 | 108 | 67 | 41 | 1459 | 4.00 | 13.03 |
| 2007 | 101 | 44 | 57 | 1649 | 4.52 | 15.70 |
| 2008 | 80 | 51 | 29 | 1538 | 4.20 | 17.88 |
| 2009 | 65 | 38 | 27 | 1348 | 3.69 | 18.98 |
| 2010 | 74 | 38 | 36 | 1478 | 4.05 | 18.95 |

| | Detention Facility | | | | | |
|------|--------------------|--------------|----------------|-------------------|------------|-------------|
| | <u>Placements</u> | <u>Males</u> | <u>Females</u> | <u>Total Days</u> | <u>ADP</u> | <u>ALOS</u> |
| 2000 | 198 | 164 | 34 | 1567 | 4.28 | 7.76 |
| 2001 | 222 | 161 | 61 | 1416 | 3.88 | 6.26 |
| 2002 | 179 | 121 | 58 | 1284 | 3.52 | 7.13 |
| 2003 | 201 | 167 | 34 | 1397 | 3.83 | 6.88 |
| 2004 | 189 | 144 | 45 | 1356 | 3.70 | 6.95 |
| 2005 | 153 | 125 | 28 | 1148 | 3.14 | 7.50 |
| 2006 | 156 | 128 | 28 | 1031 | 2.82 | 6.57 |
| 2007 | 169 | 139 | 30 | 1025 | 2.81 | 6.07 |
| 2008 | 170 | 132 | 38 | 851 | 2.35 | 5.01 |
| 2009 | 188 | 147 | 42 | 1322 | 3.62 | 6.92 |
| 2010 | 149 | 124 | 25 | 1205 | 3.30 | 7.98 |

| | Combined Shelter/Detention Facility | | | | | |
|------|-------------------------------------|--------------|----------------|-------------------|------------|-------------|
| | <u>Placements</u> | <u>Males</u> | <u>Females</u> | <u>Total Days</u> | <u>ADP</u> | <u>ALOS</u> |
| 2000 | 317 | 233 | 84 | 3270 | 8.93 | 10.31 |
| 2001 | 355 | 236 | 119 | 2941 | 8.06 | 8.28 |
| 2002 | 282 | 176 | 106 | 3137 | 8.59 | 11.12 |
| 2003 | 293 | 221 | 72 | 3008 | 8.24 | 10.27 |
| 2004 | 289 | 203 | 96 | 2931 | 8.01 | 10.14 |
| 2005 | 252 | 167 | 85 | 3144 | 8.61 | 12.47 |
| 2006 | 264 | 195 | 69 | 2490 | 6.82 | 9.43 |
| 2007 | 270 | 183 | 87 | 2674 | 7.33 | 9.90 |
| 2008 | 250 | 183 | 67 | 2389 | 6.53 | 9.56 |
| 2009 | 253 | 185 | 69 | 2670 | 7.32 | 10.55 |
| 2010 | 223 | 162 | 61 | 2683 | 7.35 | 12.03 |

